

13. TEST SETUP PHOTOGRAPHS







Figure 13-1
Test Setup for Wireless Device



Figure 13-2
Test Setup for Wireless Device

FCC ID: BEJUN430		HAC (T-COIL) TEST REPORT		Reviewed by: Quality Manager
Filename: 0910141913.BEJ	Test Dates: 10/21/2009	EUT Type: Cellular/AWS/PCS CDMA/EvDO Phone w/ BT		Page 36 of 37



Axial



Radial H (Transverse)

Radial V (Longitudinal)

Figure 13-3

T-Coil Scan Overlay Magnetic Field Distributions

Note: Final measurement locations are indicated by a cursor on the contour plots.

FCC ID: BEJUN430		HAC (T-COIL) TEST REPORT	 LG Reviewed by: Quality Manager
Filename: 0910141913.BEJ	Test Dates: 10/21/2009	EUT Type: Cellular/AWS/PCS CDMA/EvDO Phone w/ BT	Page 37 of 37