

Test setup photos of EUT

Model Name: TN1T23NR
Variant Model Name: TN1T23NE

1. Orthogonal plane of EUT

- The testing was set in the three orthogonal planes and measured for each position (X, Y, Z).

SIM1

X-axis



Y-axis



Model Name: TN1T23NR
Variant Model Name: TN1T23NE

Z-axis




SIM2

X-axis




Model Name: TN1T23NR
Variant Model Name: TN1T23NE

Y-axis




Z-axis




Model Name: TN1T23NR
Variant Model Name: TN1T23NE

2. Photos of Radiated Spurious Emission Test (Below 1 GHz)




Model Name: TN1T23NR
Variant Model Name: TN1T23NE

3. Photo of Radiated Spurious Emission Test (Above 1 GHz)



4. Photo of Conducted test



Model Name: TN1T23NR
Variant Model Name: TN1T23NE