


# **Test setup photos of EUT**

## 1. Orthogonal plane of EUT


- The testing was set in the three orthogonal planes and measured for each position (X, Y, Z).

**SIM1**


**X-axis**




**Y-axis**




## Z-axis




## SIM2 X-axis



Y-axis





Z-axis



Model name: TN1R23NR

## 2. Photo of Radiated Spurious Emission Test (Below 1 GHz)




Model name: TN1R23NR



### 3. Photo of Radiated Spurious Emission Test (Above 1 GHz)



### 4. Photo of Conducted test



Model name: TN1R23NR