



SGS-CSTC Standards Technical Services Co., Ltd. Shenzhen Branch

SZEMC-TRF-01 Rev. A/1

Report No.: SZCR240300080301

Page: 1 of 15

TEST REPORT

Application No.: SZCR2403000803AT
Applicant: LG Electronics Inc.
Address of Applicant: 128, Youi-daero, Yeongdeungpo-gu, Seoul, Republic of Korea
Manufacturer: LG Electronics Inc.
Address of Manufacturer: 128, Youi-daero, Yeongdeungpo-gu, Seoul, Republic of Korea
Equipment Under Test (EUT):
EUT Name: Telematics Module
Model No.: TM16FNNABM0
Trade Mark: LG
FCC ID: BEJTM16FNNABM0
Standard(s) : FCC Part 96.47
FCC KDB 940660 D01 Part 96 CBRS Eqpt v03
WINNF-TS-0122-V1.0.2 CBRS CBSD Test Specification
WINNF-18-IN-00178 CBRS End User Device as UUT Test Guidelines
Date of Receipt: 2024-03-11
Date of Test: 2024-03-18 to 2024-03-18
Date of Issue: 2024-03-19

Test Result:	Pass*
---------------------	--------------

* In the configuration tested, the EUT complied with the standards specified above.

Keny Xu
EMC Laboratory Manager



SGS-CSTC Standards Technical Services Co., Ltd.
Shenzhen Branch EMC Laboratory

Unless otherwise agreed in writing, this document is issued by the Company subject to its General Conditions of Service printed overleaf, available on request or accessible at <https://www.sgs.com/en/Terms-and-Conditions>. Attention is drawn to the limitation of liability, indemnification and jurisdiction issues defined therein. Any holder of this document is advised that information contained hereon reflects the Company's findings at the time of its intervention only and within the limits of Client's instructions, if any. The Company's sole responsibility is to its Client and this document does not exonerate parties to a transaction from exercising all their rights and obligations under the transaction documents. This document cannot be reproduced except in full, without prior written approval of the Company. Any unauthorized alteration, forgery or falsification of the content or appearance of this document is unlawful and offenders may be prosecuted to the fullest extent of the law. Unless otherwise stated the results shown in this test report refer only to the sample(s) tested and such sample(s) are retained for 30 days only.

Attention: To check the authenticity of testing / inspection report & certificate, please contact us at telephone: (86-755) 8307 1443, or email: CN.Doccheck@sgs.com

No. 1 Workshop, M-10, Middle Section, Science & Technology Park, Nanshan District, Shenzhen, Guangdong, China 518057 t (86-755) 26012053 f (86-755) 26710594 www.sgs.com.cn
中国·广东·深圳市南山区科技园中区M-10栋1号厂房 邮编: 518057 t (86-755) 26012053 f (86-755) 26710594 sgs.china@sgs.com

SGS-CSTC Standards Technical Services Co., Ltd. Shenzhen Branch

SZEMC-TRF-01 Rev. A/1

Report No.: SZCR240300080301

Page: 2 of 15

Revision Record				
Version	Chapter	Date	Modifier	Remark
01		2024-03-19		Original

Authorized for issue by:			
		<i>Benson Wang</i>	
		Benson Wang/Project Engineer	
		<i>Eric Fu</i>	
		Eric Fu/Reviewer	



SGS-CSTC Standards Technical Services Co., Ltd.
Shenzhen Branch, Shenzhen, P.R. China

Unless otherwise agreed in writing, this document is issued by the Company subject to its General Conditions of Service printed overleaf, available on request or accessible at <https://www.sgs.com/en/Terms-and-Conditions>. Attention is drawn to the limitation of liability, indemnification and jurisdiction issues defined therein. Any holder of this document is advised that information contained hereon reflects the Company's findings at the time of its intervention only and within the limits of Client's instructions, if any. The Company's sole responsibility is to its Client and this document does not exonerate parties to a transaction from exercising all their rights and obligations under the transaction documents. This document cannot be reproduced except in full, without prior written approval of the Company. Any unauthorized alteration, forgery or falsification of the content or appearance of this document is unlawful and offenders may be prosecuted to the fullest extent of the law. Unless otherwise stated the results shown in this test report refer only to the sample(s) tested and such sample(s) are retained for 30 days only.

Attention: To check the authenticity of testing /inspection report & certificate, please contact us at telephone: (86-755) 8307 1443, or email: CN.Doccheck@sgs.com

No.1 Workshop, M-10, Middle Section, Science & Technology Park, Nanshan District, Shenzhen, Guangdong, China 518057 t (86-755) 26012053 f (86-755) 26710594 www.sgs.com.cn
中国·广东·深圳市南山区科技园中区M-10栋1号厂房 邮编:518057 t (86-755) 26012053 f (86-755) 26710594 sgs.china@sgs.com

2 Test Summary

Item	Standard	Test Case ID	Result
End User Device additional requirement	96.47	/	Pass

The UUT is an End User Device. According to the specifications of the manufacturer, it must comply with the requirements of the following standards:

Test standards:

FCC Part 96.47

FCC KDB 940660 D01 Part 96 CBRS Eqpt v03

WINNF-TS-0122-V1.0.2 CBRS CBSD Test Specification

WINNF-18-IN-00178 CBRS End User Device as UUT Test Guidelines



3 Contents

	Page
1 Cover Page	1
2 Test Summary	3
3 Contents.....	4
4 General Information.....	5
4.1 Details of E.U.T.	5
4.2 Measurement Uncertainty	5
4.3 Description of Support Units.....	5
4.4 Test Location	6
4.5 Test Facility	6
5 Equipment List	7
6 Test Method and Environment.....	8
6.1 End User Device Conformance and Performance	8
6.2 Test Environment	8
6.3 Test Requirement.....	8
6.4 Test Procedure	8
6.5 Test Setup	10
6.6 Test Result	11
7 Photographs.....	15
7.1 EUT Constructional Details (EUT Photos).....	15



4 General Information

4.1 Details of E.U.T.

Power supply:	DC 4.1V
Sample Type:	Module
CBSD Class:	End User device
Transmitter Frequency Band:	LTE: Band 48; 5G NR: n48
Transmitter Frequency Range:	3550~3700MHz
Hardware Version:	Rev.D
Software Version:	IN25XA03
Antenna Gain:	MIMO3: 0.96dBi (Provided by manufacturer)
Antenna Type:	Internal

4.2 Measurement Uncertainty

No.	Item	Measurement Uncertainty
1	Radio Frequency	$\pm 7.25 \times 10^{-8}$
2	RF conducted power	$\pm 0.75\text{dB}$
3	Temperature test	$\pm 1^\circ\text{C}$
4	Humidity test	$\pm 3\%$
5	Supply voltages	$\pm 1.5\%$
6	Time	$\pm 3\%$

Remark:

The Ulab (lab Uncertainty) is less than Ucispr/ETSI (CISPR/ETSI Uncertainty), so the test results

- compliance is deemed to occur if no measured disturbance level exceeds the disturbance limit;
- non-compliance is deemed to occur if any measured disturbance level exceeds the disturbance limit.

4.3 Description of Support Units

Description	Manufacturer	Model No.	Serial No.
LTE Base Station	Baicells	mBS31010 (FCC ID: 2AG32MBS31010)	120300010220B6B0002
5G NR Base station	Baicells	BSC7048A243 (FCC ID: 2AG32BSC7048A243)	1202000577233VB0002



4.4 Test Location

All tests were performed at:

SGS-CSTC Standards Technical Services Co., Ltd., Shenzhen Branch

No. 1 Workshop, M-10, Middle Section, Science & Technology Park, Nanshan District, Shenzhen, Guangdong, China. 518057.

Tel: +86 755 2601 2053 Fax: +86 755 2671 0594

No tests were sub-contracted.

4.5 Test Facility

The test facility is recognized, certified, or accredited by the following organizations:

• **A2LA (Certificate No. 3816.01)**

SGS-CSTC Standards Technical Services Co., Ltd., Shenzhen EMC Laboratory is accredited by the American Association for Laboratory Accreditation(A2LA). Certificate No. 3816.01.

• **VCCI (Member No. 1937)**

The 3m Fully-anechoic chamber for above 1GHz, 10m Semi-anechoic chamber for below 1GHz, Shielded Room for Mains Port Conducted Interference Measurement and Telecommunication Port Conducted Interference Measurement of SGS-CSTC Standards Technical Services Co., Ltd. Shenzhen EMC laboratory have been registered in accordance with the Regulations for Voluntary Control Measures with Registration No.: G-20026, R-14188, C-12383 and T-11153 respectively.

• **FCC –Designation Number: CN1336**

SGS-CSTC Standards Technical Services Co., Ltd., Shenzhen EMC Laboratory has been recognized as an accredited testing laboratory.

Designation Number: CN1336. Test Firm Registration Number: 787754.

• **Innovation, Science and Economic Development Canada**

SGS-CSTC Standards Technical Services Co., Ltd., Shenzhen EMC Laboratory has been recognized by ISED as an accredited testing laboratory.

CAB identifier: CN0006.

IC#: 4620C.



5 Equipment List

Test Equipment	Manufacturer	Model No.	Inventory No.	Cal Date	Cal Due Date
Laptop (With SAS Test harness)	Lenovo	L480	/	/	/
Spectrum Analyzer	Keysight	N9020A	SEM004-22	2023-03-20	2024-03-19
Shield Room	SAEMC	MSR433	SEM001-11	2024-03-13	2027-03-12
Coaxial Cable	SGS	N/A	SEM031-01	2023-07-11	2024-07-10
Attenuator	Weinschel Associates	WA41	SEM021-09	N/A	N/A
Splitter	MACOM	2090-6214-00	N/A	N/A	N/A
Humidity/ Temperature Indicator	deli	8838	SEM002-32	2023-07-28	2024-07-27



6 Test Method and Environment

6.1 End User Device Conformance and Performance

Test Requirement: FCC Part 96.47

Test Method: WINNF-18-IN-00178 CBRS End User Device as UUT Test Guidelines

6.2 Test Environment

Environmental Conditions: 25deg. C, 65%RH

6.3 Test Requirement

FCC Part 96.47

- a). End User Devices may operate only if they can positively receive and decode an authorization signal transmitted by a CBSD, including the frequencies and power limits for their operation.
- b). An End User Device must discontinue operations, change frequencies, or change its operational power level within 10 seconds of receiving instructions from its associated CBSD.

6.4 Test Procedure

For LTE:

Following procedure can be done by applying WINNF-TS-0122-V1.0.2 CBRS CBSD Test Specification, use the certified Base station CBSD (FCC ID: 2AG32MBS31010) as companion device to show compliance with Part 96.47 requirement for End User Device (EUD):

1. Setup with frequency 3570-3590MHz and power level 18dBm/MHz;
2. Enable CBSD service ;
3. Check EUD Tx Frequency and power;
4. Disable CBSD service ;
5. Check EUD stops transmission within 10seconds;
6. Setup with frequency 3590-3610MHz and power level 8dBm/MHz;
7. Enable CBSD service;
8. Check EUD Tx Frequency and power;
9. Disable CBSD service;
10. Check EUD stops transmission within 10seconds.



For NR:

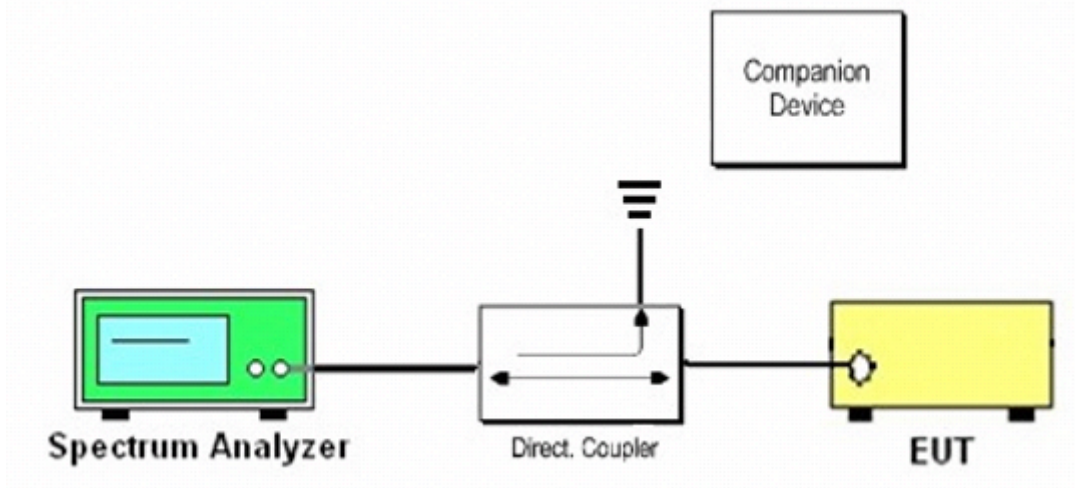
Following procedure can be done by applying WINNF-TS-0122-V1.0.2 CBRS CBSD Test Specification, use the certified Base station CBSD (FCC ID: 2AG32BSC7048A243) as companion device to show compliance with Part 96.47 requirement for End User Device (EUD):

1. Setup with frequency 3570-3590MHz and power level 18dBm/MHz;
2. Enable CBSD service ;
3. Check EUD Tx Frequency and power;
4. Disable CBSD service ;
5. Check EUD stops transmission within 10seconds;

6. Setup with frequency 3590-3610MHz and power level 8dBm/MHz;
7. Enable CBSD service;
8. Check EUD Tx Frequency and power;
9. Disable CBSD service;
10. Check EUD stops transmission within 10seconds.



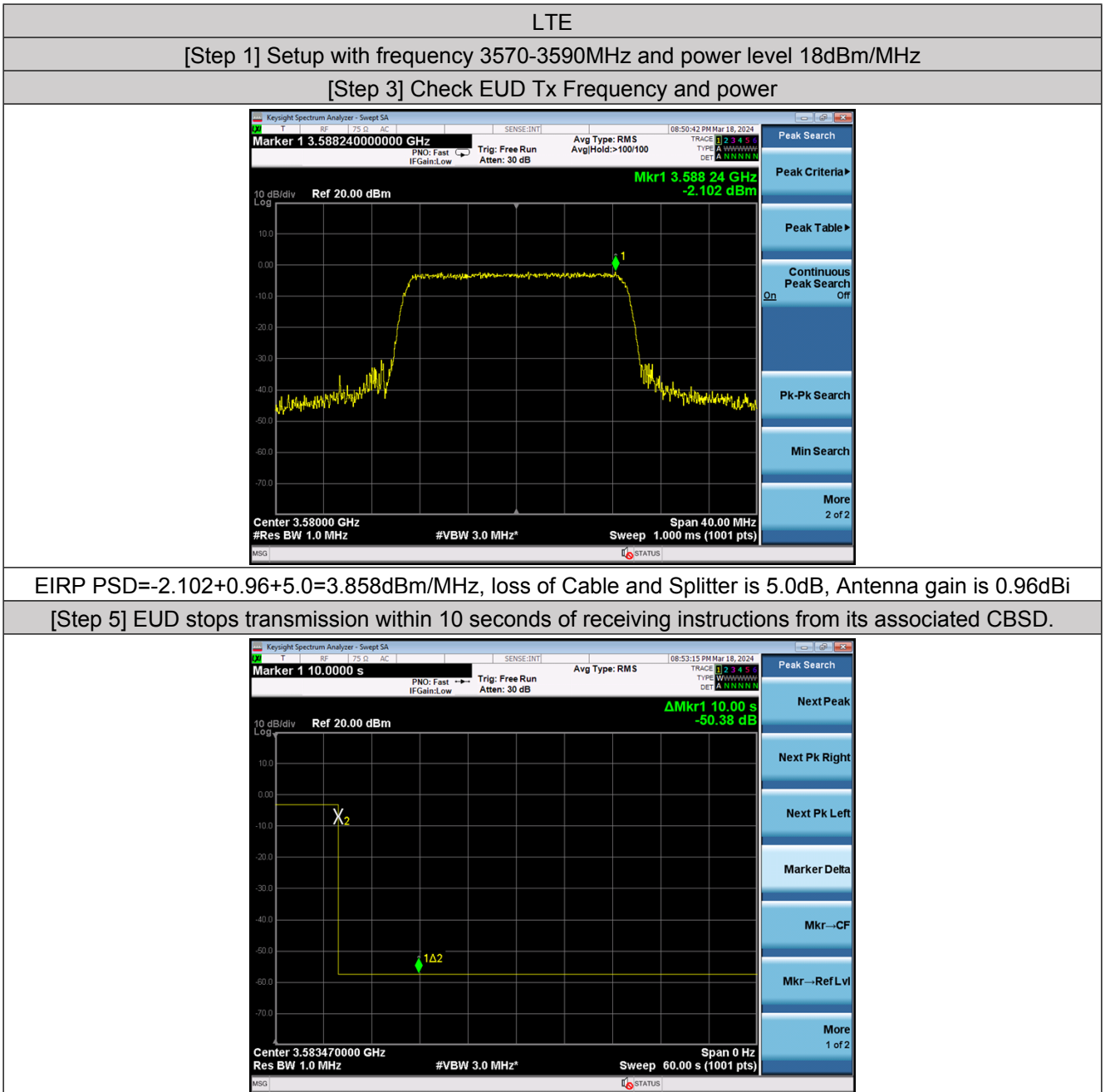
6.5 Test Setup



End User Device as UUT, the companion device is certified CBSD

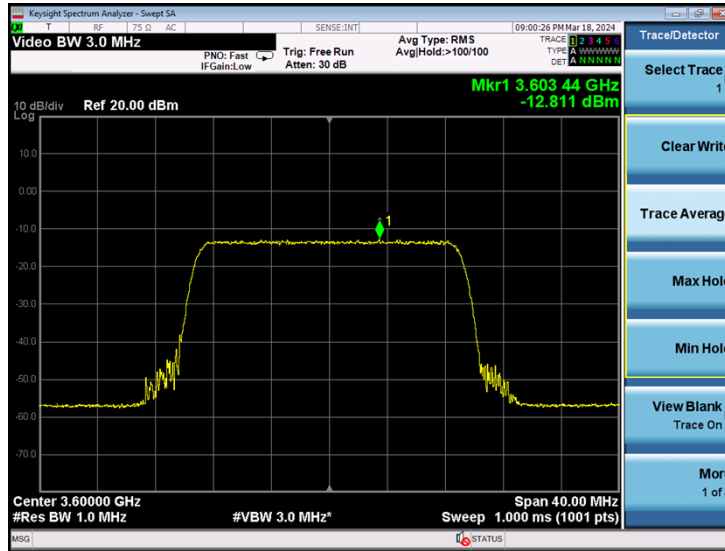


6.6 Test Result



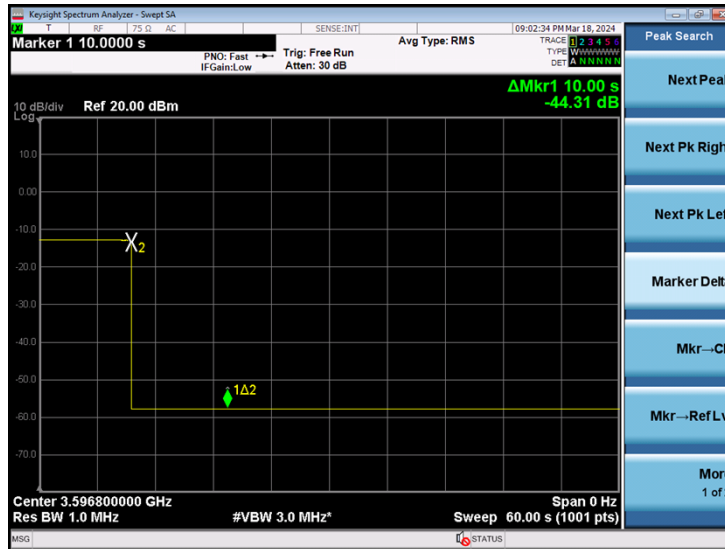
[Step 6] Setup with frequency 3590-3610MHz and power level 8dBm/MHz

[Step 8] Check EUD Tx Frequency and power



EIRP PSD = $-12.811 + 0.96 + 5.0 = -6.851$ dBm/MHz, loss of Cable and Splitter is 5.0 dB, Antenna gain is 0.96 dBi

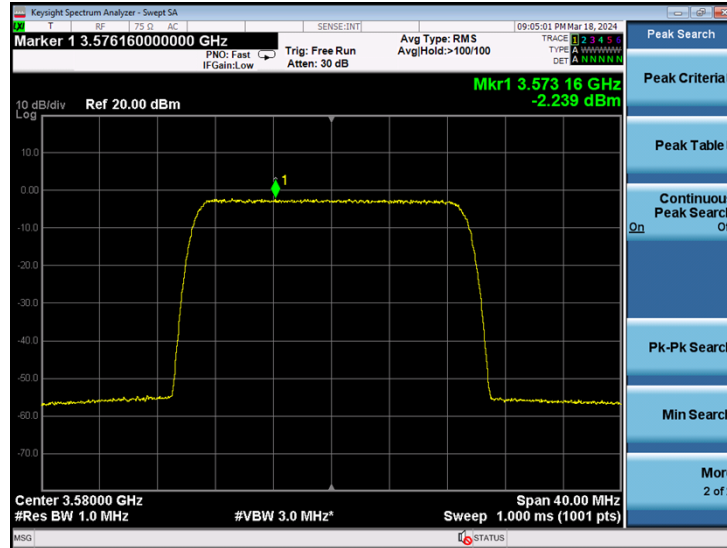
[Step 10] EUD stops transmission within 10 seconds of receiving instructions from its associated CBSD.



NR

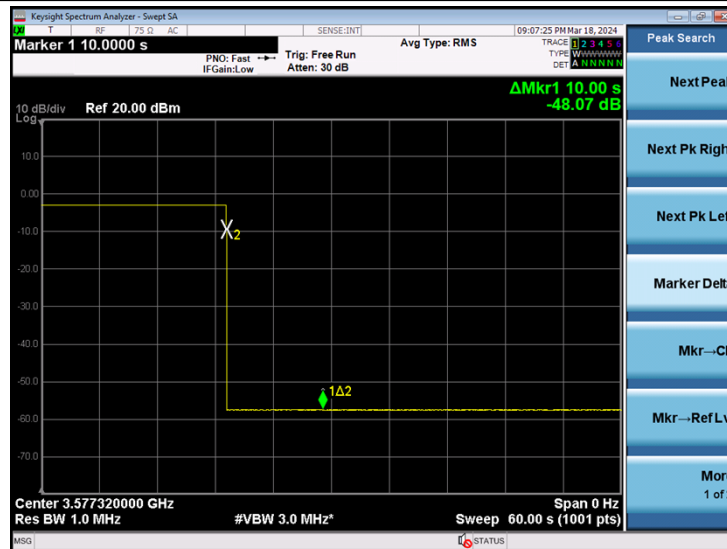
[Step 1] Setup with frequency 3570-3590MHz and power level 18dBm/MHz

[Step 3] Check EUD Tx Frequency and power



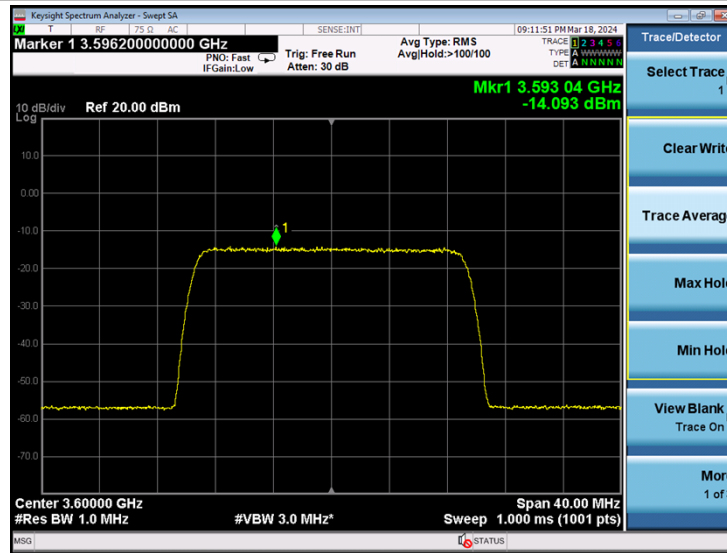
EIRP PSD=-2.239+0.96+5.0=3.721dBm/MHz, loss of Cable and Splitter is 5.0dB, Antenna gain is 0.96dB

[Step 5] EUD stops transmission within 10 seconds of receiving instructions from its associated CBSD.



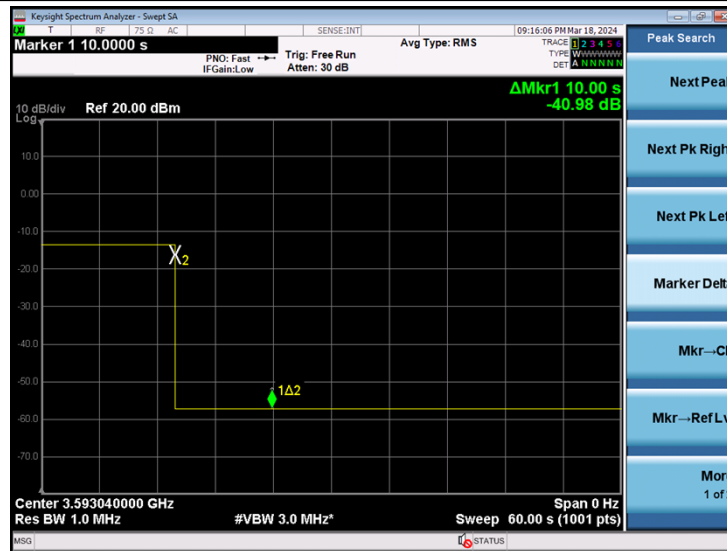
[Step 6] Setup with frequency 3590-3610MHz and power level 8dBm/MHz

[Step 8] Check EUD Tx Frequency and power



EIRP PSD = $-14.093 + 0.96 + 5.0 = -8.133$ dBm/MHz, loss of Cable and Splitter is 5.0 dB, Antenna gain is 0.96 dBi

[Step 10] EUD stops transmission within 10 seconds of receiving instructions from its associated CBSD.



7 Photographs

7.1 EUT Constructional Details (EUT Photos)

Please Refer to external and internal photos for details.

- End of the Report -

