

# **Test setup photos of EUT**



## 1. Orthogonal plane of EUT

- The testing was set in the three orthogonal planes and measured for each position (X, Y, Z).


### X-axis




**2. Photo of Radiated Spurious Emission Test (Below 1 GHz)**



### 3. Photo of Radiated Spurious Emission Test (Above 1 GHz)



### 4. Photo of Conducted test



Model name: TL1R22NR