

Appendix A Verification Plots

Appendix A.1 Verification Plots for Verification 750MHz

Date/Time: 2024-02-28 09:20:21

Test Laboratory : SGS Korea (Gunpo Laboratory)
 File Name: [Verification 750MHz 2024-02-28_da53:0](#)

Input Power : 100mW

DUT: Dipole 750 MHz D750V3; Type: D750V3; Serial: D750V3 - SN:1085

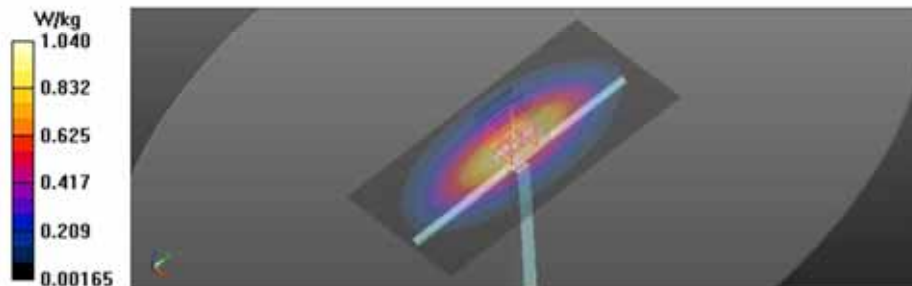
Communication System: UID 0, CW (0); Frequency: 750 MHz; Duty Cycle: 1:1
 Medium parameters used: $f = 750 \text{ MHz}$; $\sigma = 0.865 \text{ S/m}$; $\epsilon_r = 43.912$; $\rho = 1000 \text{ kg/m}^3$
 Phantom section: Flat Section

DASY52 Configuration:

- Probe: EX3DV4 - SN3791; ConvF(9, 9, 9) @ 750 MHz; Calibrated: 2023-05-23
- Sensor-Surface: 1.4mm (Mechanical Surface Detection)
- Electronics: DAE4 Sn1503; Calibrated: 2023-08-28
- Phantom: ELI v5.0 1244; Type: QDOVA002AA; Serial: TP:1244
- DASY52 52.10.4(1527)SEMCAD X 14.6.14(7483)

Verification/Verification 750MHz/Area Scan (61x131x1): Interpolated grid: $dx=1.500 \text{ mm}$, $dy=1.500 \text{ mm}$
 Maximum value of SAR (interpolated) = 1.04 W/kg

Verification/Verification 750MHz/Zoom Scan (5x5x7)/Cube 0: Measurement grid: $dx=8\text{mm}$, $dy=8\text{mm}$, $dz=5\text{mm}$
 Reference Value = 36.78 V/m; Power Drift = 0.19 dB
 Peak SAR (extrapolated) = 1.24 W/kg
SAR(1 g) = 0.817 W/kg; SAR(10 g) = 0.556 W/kg
 Smallest distance from peaks to all points 3 dB below = 16.3 mm
 Ratio of SAR at M2 to SAR at M1 = 66.8%
 Maximum value of SAR (measured) = 1.08 W/kg



Date/Time: 2024-03-04 18:27:48

Test Laboratory : SGS Korea (Gunpo Laboratory)
File Name: [Verification 750MHz_2024-03-04_da53.0](#)

Input Power : 100mW

DUT: Dipole 750 MHz D750V3; Type: D750V3; Serial: D750V3 - SN:1085

Communication System: UID 0, CW (0); Frequency: 750 MHz; Duty Cycle: 1:1
Medium parameters used: $f = 750$ MHz; $\sigma = 0.89$ S/m; $\epsilon_r = 43.413$; $\rho = 1000$ kg/m³
Phantom section: Flat Section

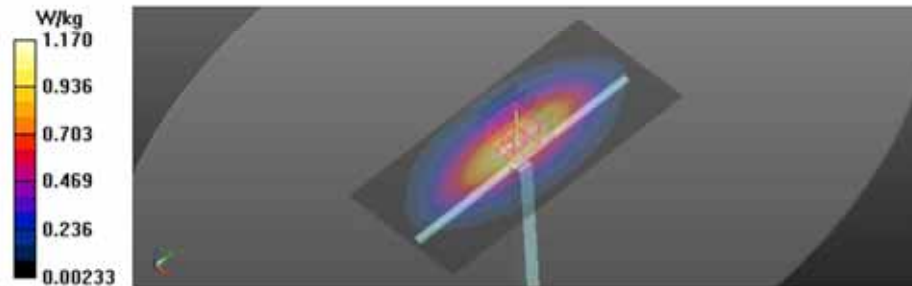
DASY52 Configuration:

- Probe: EX3DV4 - SN3791; ConvF(9, 9, 9) @ 750 MHz; Calibrated: 2023-05-23
- Sensor-Surface: 1.4mm (Mechanical Surface Detection)
- Electronics: DAE4 Sn1503; Calibrated: 2023-08-28
- Phantom: ELI v5.0 1244; Type: QDOVA002AA; Serial: TP:1244
- DASY52 52.10.4(1527)SEMCAD X 14.6.14(7483)

Verification/Verification 750MHz/Area Scan (61x131x1): Interpolated grid: dx=1.500 mm, dy=1.500 mm
Maximum value of SAR (interpolated) = 1.17 W/kg

Verification/Verification 750MHz/Zoom Scan (5x5x7)/Cube 0: Measurement grid: dx=8mm, dy=8mm, dz=5mm

Reference Value = 37.53 V/m; Power Drift = 0.02 dB
Peak SAR (extrapolated) = 1.25 W/kg
SAR(1 g) = 0.852 W/kg; SAR(10 g) = 0.583 W/kg
Smallest distance from peaks to all points 3 dB below = 20 mm
Ratio of SAR at M2 to SAR at M1 = 68.1%
Maximum value of SAR (measured) = 1.11 W/kg



Date/Time: 2024-03-05 09:42:34

Test Laboratory : SGS Korea (Gunpo Laboratory)
 File Name: [Verification 750MHz_2024-03-05_da53.0](#)

Input Power : 100mW

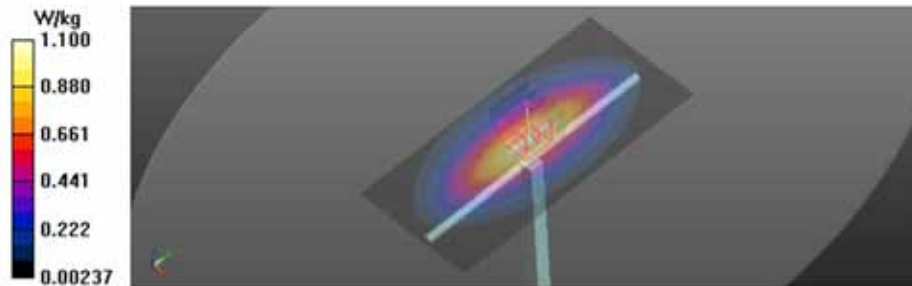
DUT: Dipole 750 MHz D750V3; Type: D750V3; Serial: D750V3 - SN:1085

Communication System: UID 0, CW (0); Frequency: 750 MHz; Duty Cycle: 1:1
 Medium parameters used: $f = 750 \text{ MHz}$; $\sigma = 0.899 \text{ S/m}$; $\epsilon_r = 42.858$; $\rho = 1000 \text{ kg/m}^3$
 Phantom section: Flat Section

DASY52 Configuration:
 - Probe: EX3DV4 - SN3791; ConvF(9, 9, 9) @ 750 MHz; Calibrated: 2023-05-23
 - Sensor-Surface: 1.4mm (Mechanical Surface Detection)
 - Electronics: DAE4 Sn1503; Calibrated: 2023-08-28
 - Phantom: ELI v5.0 1244; Type: QDOVA002AA; Serial: TP:1244
 - DASY52 52.10.4(1527)SEMCAD X 14.6.14(7483)

Verification/Verification 750MHz/Area Scan (61x131x1): Interpolated grid: $dx=1.500 \text{ mm}$, $dy=1.500 \text{ mm}$
 Maximum value of SAR (interpolated) = 1.10 W/kg

Verification/Verification 750MHz/Zoom Scan (5x5x7)/Cube 0: Measurement grid: $dx=8\text{mm}$, $dy=8\text{mm}$, $dz=5\text{mm}$
 Reference Value = 36.43 V/m; Power Drift = 0.03 dB
 Peak SAR (extrapolated) = 1.22 W/kg
SAR(1 g) = 0.846 W/kg; SAR(10 g) = 0.581 W/kg
 Smallest distance from peaks to all points 3 dB below = 17.9 mm
 Ratio of SAR at M2 to SAR at M1 = 69.4%
 Maximum value of SAR (measured) = 1.10 W/kg



Date/Time: 2024-03-05 16:50:13

Test Laboratory : SGS Korea (Gunpo Laboratory)
 File Name: [Verification 750MHz_2024-03-05_da53.0](#)

Input Power : 100mW

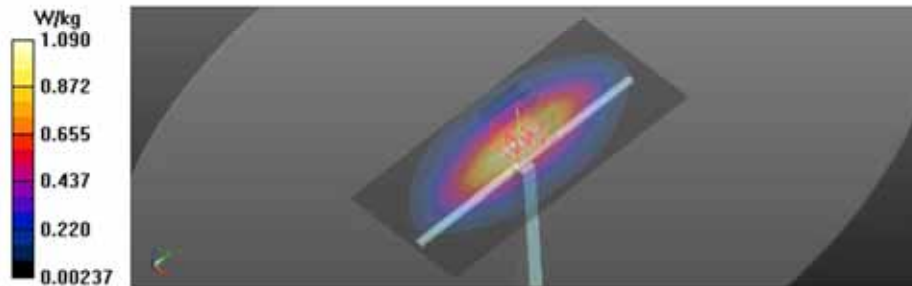
DUT: Dipole 750 MHz D750V3; Type: D750V3; Serial: D750V3 - SN:1085

Communication System: UID 0, CW (0); Frequency: 750 MHz; Duty Cycle: 1:1
 Medium parameters used: $f = 750 \text{ MHz}$; $\sigma = 0.896 \text{ S/m}$; $\epsilon_r = 43.277$; $\rho = 1000 \text{ kg/m}^3$
 Phantom section: Flat Section

DASY52 Configuration:
 - Probe: EX3DV4 - SN3791; ConvF(9, 9, 9) @ 750 MHz; Calibrated: 2023-05-23
 - Sensor-Surface: 1.4mm (Mechanical Surface Detection)
 - Electronics: DAE4 Sn1503; Calibrated: 2023-08-28
 - Phantom: ELI v5.0 1244; Type: QDOVA002AA; Serial: TP:1244
 - DASY52 52.10.4(1527)SEMCAD X 14.6.14(7483)

Verification/Verification 750MHz/Area Scan (61x131x1): Interpolated grid: $dx=1.500 \text{ mm}$, $dy=1.500 \text{ mm}$
 Maximum value of SAR (interpolated) = 1.09 W/kg

Verification/Verification 750MHz/Zoom Scan (5x5x7)/Cube 0: Measurement grid: $dx=8\text{mm}$, $dy=8\text{mm}$, $dz=5\text{mm}$
 Reference Value = 37.25 V/m; Power Drift = -0.18 dB
 Peak SAR (extrapolated) = 1.23 W/kg
SAR(1 g) = 0.849 W/kg; SAR(10 g) = 0.581 W/kg
 Smallest distance from peaks to all points 3 dB below = 20.5 mm
 Ratio of SAR at M2 to SAR at M1 = 69.3%
 Maximum value of SAR (measured) = 1.10 W/kg



Date/Time: 2024-03-11 13:10:25

Test Laboratory : SGS Korea (Gunpo Laboratory)
 File Name: [Verification 750MHz 2024-03-11_da53.0](#)

Input Power : 100mW

DUT: Dipole 750 MHz D750V3; Type: D750V3; Serial: D750V3 - SN:1085

Communication System: UID 0, CW (0); Frequency: 750 MHz; Duty Cycle: 1:1
 Medium parameters used: $f = 750 \text{ MHz}$; $\sigma = 0.868 \text{ S/m}$; $\epsilon_r = 43.296$; $\rho = 1000 \text{ kg/m}^3$
 Phantom section: Flat Section

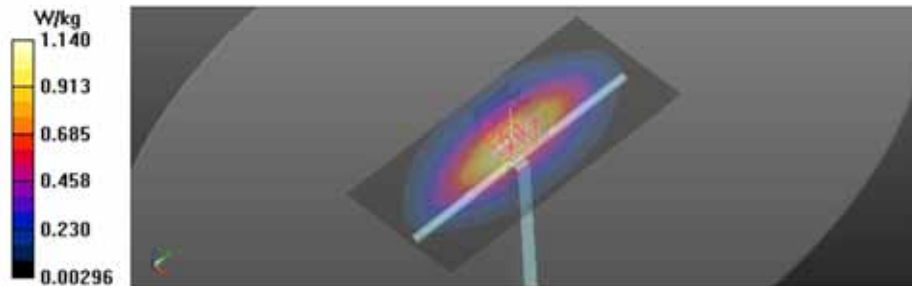
DASY52 Configuration:

- Probe: EX3DV4 - SN3791; ConvF(9, 9, 9) @ 750 MHz; Calibrated: 2023-05-23
- Sensor-Surface: 1.4mm (Mechanical Surface Detection)
- Electronics: DAE4 Sn1503; Calibrated: 2023-08-28
- Phantom: ELI v5.0 1244; Type: QDOVA002AA; Serial: TP:1244
- DASY52 52.10.4(1527)SEMCAD X 14.6.14(7483)

Verification/Verification 750MHz/Area Scan (61x131x1): Interpolated grid: $dx=1.500 \text{ mm}$, $dy=1.500 \text{ mm}$
 Maximum value of SAR (interpolated) = 1.14 W/kg

Verification/Verification 750MHz/Zoom Scan (5x5x7)/Cube 0: Measurement grid: $dx=8\text{mm}$, $dy=8\text{mm}$, $dz=5\text{mm}$

Reference Value = 37.66 V/m; Power Drift = 0.06 dB
 Peak SAR (extrapolated) = 1.31 W/kg
SAR(1 g) = 0.866 W/kg; SAR(10 g) = 0.576 W/kg
 Smallest distance from peaks to all points 3 dB below = 20.5 mm
 Ratio of SAR at M2 to SAR at M1 = 66.1%
 Maximum value of SAR (measured) = 1.16 W/kg



Date/Time: 2024-03-12 09:57:48

Test Laboratory : SGS Korea (Gunpo Laboratory)
 File Name: [Verification 750MHz 2024-03-12_da53:0](#)

Input Power : 100mW

DUT: Dipole 750 MHz D750V3; Type: D750V3; Serial: D750V3 - SN:1085

Communication System: UID 0, CW (0); Frequency: 750 MHz; Duty Cycle: 1:1
 Medium parameters used: $f = 750 \text{ MHz}$; $\sigma = 0.9 \text{ S/m}$; $\epsilon_r = 43.6$; $\rho = 1000 \text{ kg/m}^3$
 Phantom section: Flat Section

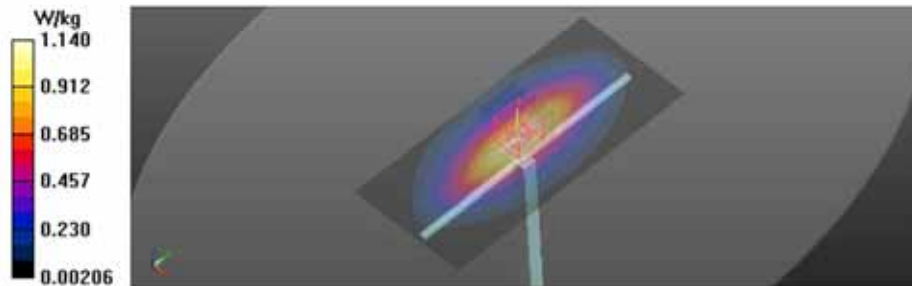
DASY52 Configuration:

- Probe: EX3DV4 - SN3791; ConvF(9, 9, 9) @ 750 MHz; Calibrated: 2023-05-23
- Sensor-Surface: 1.4mm (Mechanical Surface Detection)
- Electronics: DAE4 Sn1503; Calibrated: 2023-08-28
- Phantom: ELI v5.0 1244; Type: QDOVA002AA; Serial: TP:1244
- DASY52 52.10.4(1527)SEMCAD X 14.6.14(7483)

Verification/Verification 750MHz/Area Scan (61x131x1): Interpolated grid: $dx=1.500 \text{ mm}$, $dy=1.500 \text{ mm}$
 Maximum value of SAR (interpolated) = 1.14 W/kg

Verification/Verification 750MHz/Zoom Scan (5x5x7)/Cube 0: Measurement grid: $dx=8\text{mm}$, $dy=8\text{mm}$, $dz=5\text{mm}$

Reference Value = 37.09 V/m; Power Drift = 0.09 dB
 Peak SAR (extrapolated) = 1.30 W/kg
SAR(1 g) = 0.865 W/kg; SAR(10 g) = 0.574 W/kg
 Smallest distance from peaks to all points 3 dB below = 20.5 mm
 Ratio of SAR at M2 to SAR at M1 = 66.3%
 Maximum value of SAR (measured) = 1.16 W/kg



Date/Time: 2024-03-22 19:27:10

Test Laboratory : SGS Korea (Gunpo Laboratory)
 File Name: [Verification 750MHz_2024-03-22_da53.0](#)

Input Power : 100mW

DUT: Dipole 750 MHz D750V3; Type: D750V3; Serial: D750V3 - SN:1085

Communication System: UID 0, CW (0); Frequency: 750 MHz; Duty Cycle: 1:1
 Medium parameters used: $f = 750 \text{ MHz}$; $\sigma = 0.901 \text{ S/m}$; $\epsilon_r = 40.631$; $\rho = 1000 \text{ kg/m}^3$
 Phantom section: Flat Section

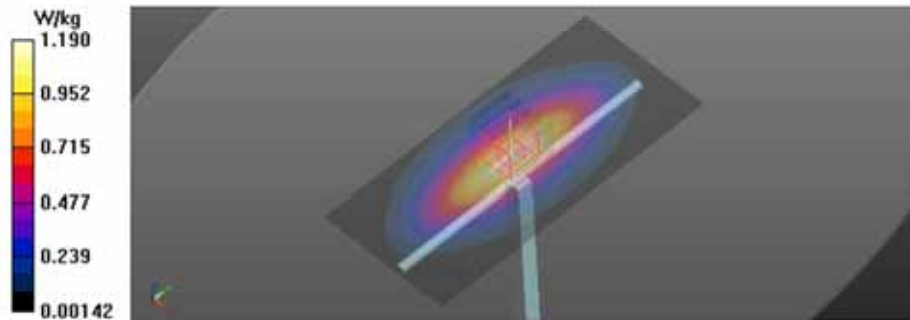
DASY52 Configuration:

- Probe: EX3DV4 - SN3791; ConvF(9, 9, 9) @ 750 MHz; Calibrated: 2023-05-23
- Sensor-Surface: 1.4mm (Mechanical Surface Detection)
- Electronics: DAE4 Sn1503; Calibrated: 2023-08-28
- Phantom: ELI v5.0 1244; Type: QDOVA002AA; Serial: TP:1244
- DASY52 52.10.4(1527)SEMCAD X 14.6.14(7483)

Verification/Verification 750MHz/Area Scan (61x131x1): Interpolated grid: $dx=1.500 \text{ mm}$, $dy=1.500 \text{ mm}$
 Maximum value of SAR (interpolated) = 1.19 W/kg

Verification/Verification 750MHz/Zoom Scan (5x5x7)/Cube 0: Measurement grid: $dx=8\text{mm}$, $dy=8\text{mm}$, $dz=5\text{mm}$

Reference Value = 37.66 V/m; Power Drift = -0.10 dB
 Peak SAR (extrapolated) = 1.30 W/kg
SAR(1 g) = 0.865 W/kg; SAR(10 g) = 0.572 W/kg
 Smallest distance from peaks to all points 3 dB below = 21.5 mm
 Ratio of SAR at M2 to SAR at M1 = 66.4%
 Maximum value of SAR (measured) = 1.16 W/kg



Date/Time: 2024-03-23 00:33:39

Test Laboratory : SGS Korea (Gunpo Laboratory)
 File Name: [Verification 750MHz_2024-03-23_da53.0](#)

Input Power : 100mW

DUT: Dipole 750 MHz D750V3; Type: D750V3; Serial: D750V3 - SN:1085

Communication System: UID 0, CW (0); Frequency: 750 MHz; Duty Cycle: 1:1
 Medium parameters used: $f = 750 \text{ MHz}$; $\sigma = 0.884 \text{ S/m}$; $\epsilon_r = 41.075$; $\rho = 1000 \text{ kg/m}^3$
 Phantom section: Flat Section

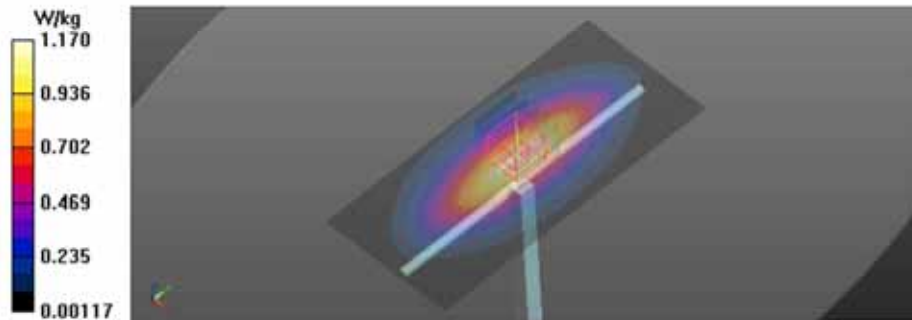
DASY52 Configuration:

- Probe: EX3DV4 - SN3791; ConvF(9, 9, 9) @ 750 MHz; Calibrated: 2023-05-23
- Sensor-Surface: 1.4mm (Mechanical Surface Detection)
- Electronics: DAE4 Sn1503; Calibrated: 2023-08-28
- Phantom: ELI v5.0 1244; Type: QDOVA002AA; Serial: TP:1244
- DASY52 52.10.4(1527)SEMCAD X 14.6.14(7483)

Verification/Verification 750MHz/Area Scan (61x131x1): Interpolated grid: $dx=1.500 \text{ mm}$, $dy=1.500 \text{ mm}$
 Maximum value of SAR (interpolated) = 1.17 W/kg

Verification/Verification 750MHz/Zoom Scan (5x5x7)/Cube 0: Measurement grid: $dx=8\text{mm}$, $dy=8\text{mm}$, $dz=5\text{mm}$

Reference Value = 37.87 V/m; Power Drift = 0.09 dB
 Peak SAR (extrapolated) = 1.24 W/kg
SAR(1 g) = 0.826 W/kg; SAR(10 g) = 0.547 W/kg
 Smallest distance from peaks to all points 3 dB below = 18.7 mm
 Ratio of SAR at M2 to SAR at M1 = 66.6%
 Maximum value of SAR (measured) = 1.10 W/kg



Date/Time: 2024-03-25 00:39:15

Test Laboratory : SGS Korea (Gunpo Laboratory)

File Name: [Verification 750MHz_2024-03-25.da53:0](#)

Input Power : 100mW

DUT: Dipole 750 MHz D750V3; Type: D750V3; Serial: D750V3 - SN:1085

Communication System: UID 0, CW (0); Frequency: 750 MHz; Duty Cycle: 1:1

Medium parameters used: $f = 750$ MHz; $\sigma = 0.908$ S/m; $\epsilon_r = 41.089$; $\rho = 1000$ kg/m³

Phantom section: Flat Section

DASY52 Configuration:

- Probe: EX3DV4 - SN3791; ConvF(9, 9, 9) @ 750 MHz; Calibrated: 2023-05-23

- Sensor-Surface: 1.4mm (Mechanical Surface Detection)

- Electronics: DAE4 Sn1 503; Calibrated: 2023-08-28

- Phantom: ELI v5.0 1244; Type: QDOVA002AA; Serial: TP:1244

- DASY52 52.10.4(1527)SEMCAD X 14.6.14(7483)

Verification/Verification 750MHz/Area Scan (61x131x1): Interpolated grid: dx=1.500 mm, dy=1.500 mm

Maximum value of SAR (interpolated) = 1.20 W/kg

Verification/Verification 750MHz/Zoom Scan (5x5x7)/Cube 0: Measurement grid: dx=8mm, dy=8mm, dz=5mm

Reference Value = 36.70 V/m; Power Drift = 0.13 dB

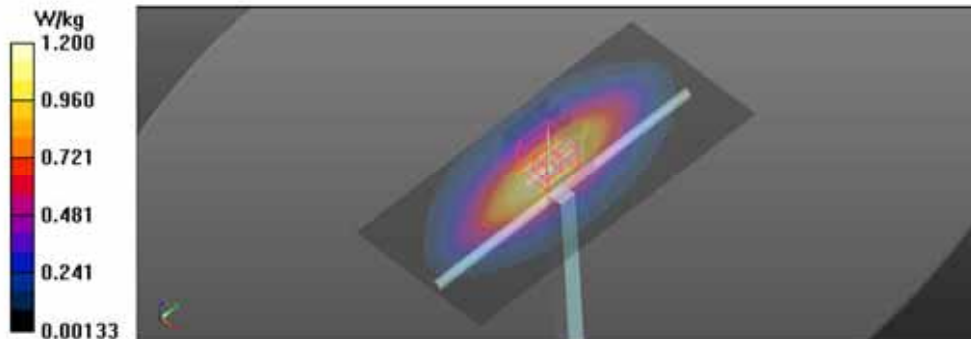
Peak SAR (extrapolated) = 1.25 W/kg

SAR(1 g) = 0.834 W/kg; SAR(10 g) = 0.551 W/kg

Smallest distance from peaks to all points 3 dB below = 17.6 mm

Ratio of SAR at M2 to SAR at M1 = 66.4%

Maximum value of SAR (measured) = 1.11 W/kg



Appendix A.2 Verification Plots for Verification 835MHz

Date/Time: 2024-02-27 09:48:49

Test Laboratory : SGS Korea (Gunpo Laboratory)
 File Name: [Verification 835MHz_2024-02-27_da53.0](#)

Input Power : 100mW

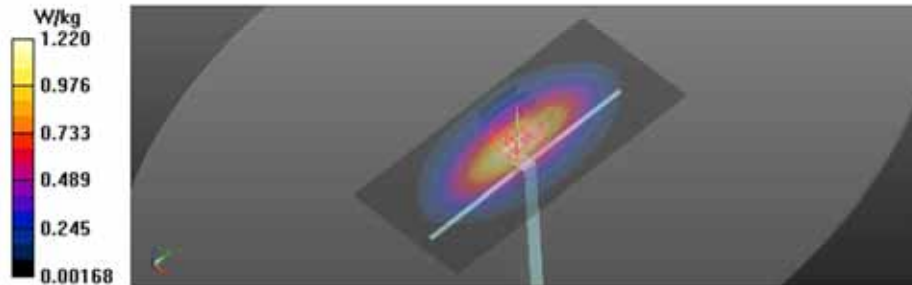
DUT: Dipole 835 MHz D835V2; Type: D835V2; Serial: D835V2 - SN:4d138

Communication System: UID 0, CW (0); Frequency: 835 MHz; Duty Cycle: 1:1
 Medium parameters used: $f = 835 \text{ MHz}$; $\sigma = 0.905 \text{ S/m}$; $\epsilon_r = 41.555$; $\rho = 1000 \text{ kg/m}^3$
 Phantom section: Flat Section

DASY52 Configuration:
 - Probe: EX3DV4 - SN3791; ConvF(8.79, 8.79, 8.79) @ 835 MHz; Calibrated: 2023-05-23
 - Sensor-Surface: 1.4mm (Mechanical Surface Detection)
 - Electronics: DAE4 Sn1503; Calibrated: 2023-08-28
 - Phantom: ELI v5.0 1244; Type: QDOVA002AA; Serial: TP:1244
 - DASY52 52.10.4(1527)SEMCAD X 14.6.14(7483)

Verification/Verification 835MHz/Area Scan (61x131x1): Interpolated grid: dx=1.500 mm, dy=1.500 mm
 Maximum value of SAR (interpolated) = 1.22 W/kg

Verification/Verification 835MHz/Zoom Scan (5x5x7)/Cube 0: Measurement grid: dx=8mm, dy=8mm, dz=5mm
 Reference Value = 38.03 V/m; Power Drift = 0.02 dB
 Peak SAR (extrapolated) = 1.38 W/kg
SAR(1 g) = 0.931 W/kg; SAR(10 g) = 0.634 W/kg
 Smallest distance from peaks to all points 3 dB below = 18.7 mm
 Ratio of SAR at M2 to SAR at M1 = 67.8%
 Maximum value of SAR (measured) = 1.23 W/kg



Date/Time: 2024-02-28 19:27:59

Test Laboratory : SGS Korea (Gunpo Laboratory)
 File Name: [Verification 835MHz_2024-02-28_da53.0](#)

Input Power : 100mW

DUT: Dipole 835 MHz D835V2; Type: D835V2; Serial: D835V2 - SN:4d138

Communication System: UID 0, CW (0); Frequency: 835 MHz; Duty Cycle: 1:1
 Medium parameters used: $f = 835 \text{ MHz}$; $\sigma = 0.921 \text{ S/m}$; $\epsilon_r = 41.243$; $\rho = 1000 \text{ kg/m}^3$
 Phantom section: Flat Section

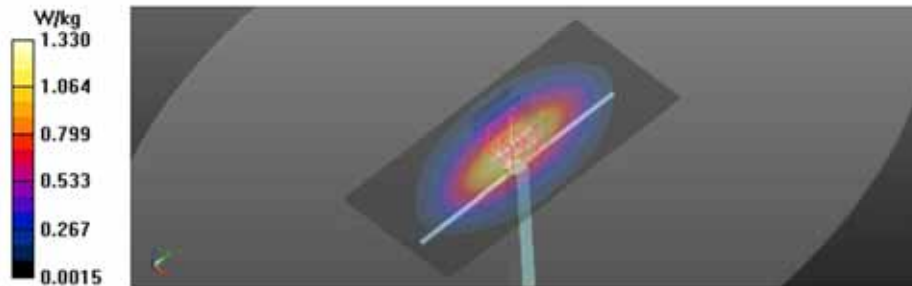
DASY52 Configuration:

- Probe: EX3DV4 - SN3791; ConvF(8.79, 8.79, 8.79) @ 835 MHz; Calibrated: 2023-05-23
- Sensor-Surface: 1.4mm (Mechanical Surface Detection)
- Electronics: DAE4 Sn1503; Calibrated: 2023-08-28
- Phantom: ELI v5.0 1244; Type: QDOVA002AA; Serial: TP:1244
- DASY52 52.10.4(1527)SEMCAD X 14.6.14(7483)

Verification/Verification 835MHz/Area Scan (61x131x1): Interpolated grid: $dx=1.500 \text{ mm}$, $dy=1.500 \text{ mm}$
 Maximum value of SAR (interpolated) = 1.33 W/kg

Verification/Verification 835MHz/Zoom Scan (5x5x7)/Cube 0: Measurement grid: $dx=8\text{mm}$, $dy=8\text{mm}$, $dz=5\text{mm}$

Reference Value = 39.66 V/m; Power Drift = -0.04 dB
 Peak SAR (extrapolated) = 1.39 W/kg
SAR(1 g) = 0.950 W/kg; SAR(10 g) = 0.646 W/kg
 Smallest distance from peaks to all points 3 dB below = 17.6 mm
 Ratio of SAR at M2 to SAR at M1 = 68.8%
 Maximum value of SAR (measured) = 1.23 W/kg



Date/Time: 2024-03-13 10:07:06

Test Laboratory : SGS Korea (Gunpo Laboratory)
 File Name: [Verification 835MHz_2024-03-13_da53.0](#)

Input Power : 100mW

DUT: Dipole 835 MHz D835V2; Type: D835V2; Serial: D835V2 - SN:4d138

Communication System: UID 0, CW (0); Frequency: 835 MHz; Duty Cycle: 1:1
 Medium parameters used: $f = 835 \text{ MHz}$; $\sigma = 0.901 \text{ S/m}$; $\epsilon_r = 43.092$; $\rho = 1000 \text{ kg/m}^3$
 Phantom section: Flat Section

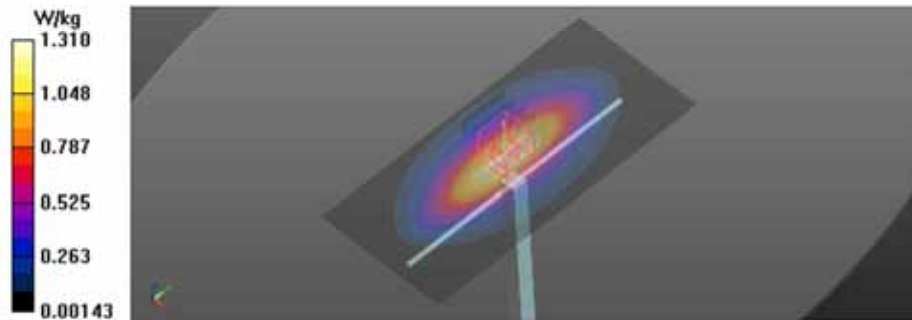
DASY52 Configuration:

- Probe: EX3DV4 - SN3791; ConvF(8.79, 8.79, 8.79) @ 835 MHz; Calibrated: 2023-05-23
- Sensor-Surface: 1.4mm (Mechanical Surface Detection)
- Electronics: DAE4 Sn1503; Calibrated: 2023-08-28
- Phantom: ELI v5.0 1244; Type: QDOVA002AA; Serial: TP:1244
- DASY52 52.10.4(1527)SEMCAD X 14.6.14(7483)

Verification/Verification 835MHz/Area Scan (61x131x1): Interpolated grid: $dx=1.500 \text{ mm}$, $dy=1.500 \text{ mm}$
 Maximum value of SAR (interpolated) = 1.31 W/kg

Verification/Verification 835MHz/Zoom Scan (5x5x7)/Cube 0: Measurement grid: $dx=8\text{mm}$, $dy=8\text{mm}$, $dz=5\text{mm}$

Reference Value = 39.44 V/m; Power Drift = 0.05 dB
 Peak SAR (extrapolated) = 1.49 W/kg
SAR(1 g) = 0.972 W/kg; SAR(10 g) = 0.634 W/kg
 Smallest distance from peaks to all points 3 dB below = 17.6 mm
 Ratio of SAR at M2 to SAR at M1 = 65.1%
 Maximum value of SAR (measured) = 1.31 W/kg



Date/Time: 2024-03-25 16:50:23

Test Laboratory : SGS Korea (Gunpo Laboratory)
 File Name: [Verification 835MHz_2024-03-25_da53.0](#)

Input Power : 100mW

DUT: Dipole 835 MHz D835V2; Type: D835V2; Serial: D835V2 - SN:4d138

Communication System: UID 0, CW (0); Frequency: 835 MHz; Duty Cycle: 1:1
 Medium parameters used: $f = 835 \text{ MHz}$; $\sigma = 0.876 \text{ S/m}$; $\epsilon_r = 40.124$; $\rho = 1000 \text{ kg/m}^3$
 Phantom section: Flat Section

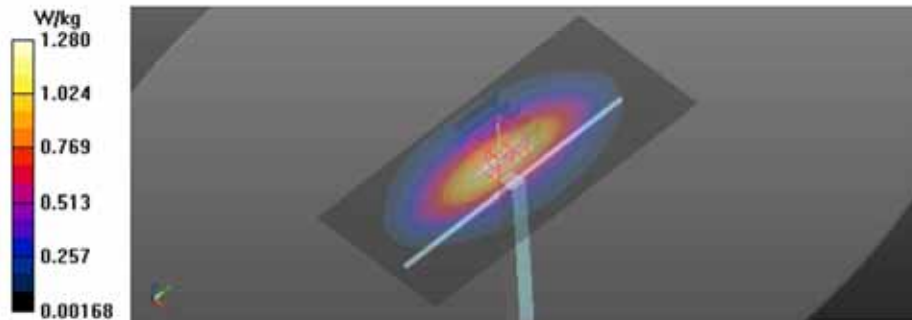
DASY52 Configuration:

- Probe: EX3DV4 - SN3791; ConvF(8.79, 8.79, 8.79) @ 835 MHz; Calibrated: 2023-05-23
- Sensor-Surface: 1.4mm (Mechanical Surface Detection)
- Electronics: DAE4 Sn1503; Calibrated: 2023-08-28
- Phantom: ELI v5.0 1244; Type: QDOVA002AA; Serial: TP:1244
- DASY52 52.10.4(1527)SEMCAD X 14.6.14(7483)

Verification/Verification 835MHz/Area Scan (61x131x1): Interpolated grid: $dx=1.500 \text{ mm}$, $dy=1.500 \text{ mm}$
 Maximum value of SAR (interpolated) = 1.28 W/kg

Verification/Verification 835MHz/Zoom Scan (5x5x7)/Cube 0: Measurement grid: $dx=8\text{mm}$, $dy=8\text{mm}$, $dz=5\text{mm}$

- Reference Value = 38.85 V/m; Power Drift = 0.09 dB
- Peak SAR (extrapolated) = 1.48 W/kg
- SAR(1 g) = 0.955 W/kg; SAR(10 g) = 0.621 W/kg**
- Smallest distance from peaks to all points 3 dB below = 16 mm
- Ratio of SAR at M2 to SAR at M1 = 64.5%
- Maximum value of SAR (measured) = 1.30 W/kg



Date/Time: 2024-03-26 08:38:16

Test Laboratory : SGS Korea (Gunpo Laboratory)
 File Name: [Verification 835MHz_2024-03-26_da53.0](#)

Input Power : 100mW

DUT: Dipole 835 MHz D835V2; Type: D835V2; Serial: D835V2 - SN:4d138

Communication System: UID 0, CW (0); Frequency: 835 MHz; Duty Cycle: 1:1
 Medium parameters used: $f = 835 \text{ MHz}$; $\sigma = 0.863 \text{ S/m}$; $\epsilon_r = 40.617$; $\rho = 1000 \text{ kg/m}^3$
 Phantom section: Flat Section

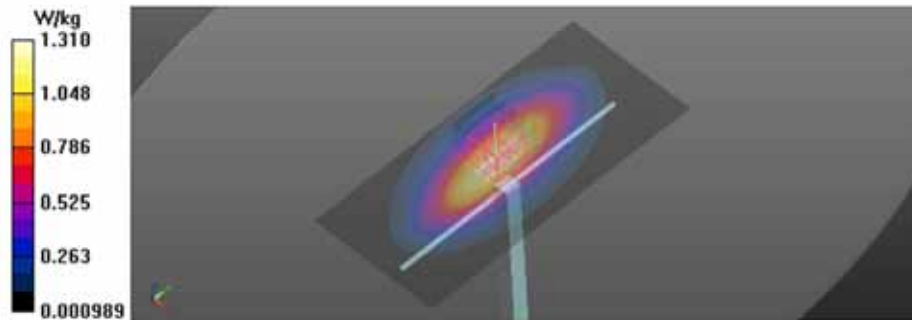
DASY52 Configuration:

- Probe: EX3DV4 - SN3791; ConvF(8.79, 8.79, 8.79) @ 835 MHz; Calibrated: 2023-05-23
- Sensor-Surface: 1.4mm (Mechanical Surface Detection)
- Electronics: DAE4 Sn1503; Calibrated: 2023-08-28
- Phantom: ELI v5.0 1244; Type: QDOVA002AA; Serial: TP:1244
- DASY52 52.10.4(1527)SEMCAD X 14.6.14(7483)

Verification/Verification 835MHz/Area Scan (61x131x1): Interpolated grid: $dx=1.500 \text{ mm}$, $dy=1.500 \text{ mm}$
 Maximum value of SAR (interpolated) = 1.31 W/kg

Verification/Verification 835MHz/Zoom Scan (5x5x7)/Cube 0: Measurement grid: $dx=8\text{mm}$, $dy=8\text{mm}$, $dz=5\text{mm}$

- Reference Value = 39.97 V/m; Power Drift = 0.14 dB
- Peak SAR (extrapolated) = 1.55 W/kg
- SAR(1 g) = 1 W/kg; SAR(10 g) = 0.653 W/kg**
- Smallest distance from peaks to all points 3 dB below = 17.6 mm
- Ratio of SAR at M2 to SAR at M1 = 64.7%
- Maximum value of SAR (measured) = 1.36 W/kg



Date/Time: 2024-03-27 09:15:56

Test Laboratory : SGS Korea (Gunpo Laboratory)
 File Name: [Verification 835MHz_2024-03-27_da53.0](#)

Input Power : 100mW

DUT: Dipole 835 MHz D835V2; Type: D835V2; Serial: D835V2 - SN:4d138

Communication System: UID 0, CW (0); Frequency: 835 MHz; Duty Cycle: 1:1
 Medium parameters used: $f = 835 \text{ MHz}$; $\sigma = 0.903 \text{ S/m}$; $\epsilon_r = 41.943$; $\rho = 1000 \text{ kg/m}^3$
 Phantom section: Flat Section

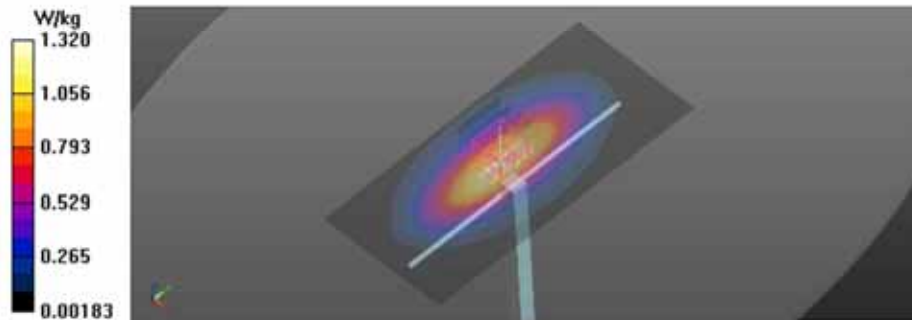
DASY52 Configuration:

- Probe: EX3DV4 - SN3791; ConvF(8.79, 8.79, 8.79) @ 835 MHz; Calibrated: 2023-05-23
- Sensor-Surface: 1.4mm (Mechanical Surface Detection)
- Electronics: DAE4 Sn1503; Calibrated: 2023-08-28
- Phantom: ELI v5.0 1244; Type: QDOVA002AA; Serial: TP:1244
- DASY52 52.10.4(1527)SEMCAD X 14.6.14(7483)

Verification/Verification 835MHz/Area Scan (61x131x1): Interpolated grid: $dx=1.500 \text{ mm}$, $dy=1.500 \text{ mm}$
 Maximum value of SAR (interpolated) = 1.32 W/kg

Verification/Verification 835MHz/Zoom Scan (5x5x7)/Cube 0: Measurement grid: $dx=8\text{mm}$, $dy=8\text{mm}$, $dz=5\text{mm}$

- Reference Value = 38.96 V/m; Power Drift = 0.12 dB
- Peak SAR (extrapolated) = 1.52 W/kg
- SAR(1 g) = 0.987 W/kg; SAR(10 g) = 0.643 W/kg**
- Smallest distance from peaks to all points 3 dB below = 16 mm
- Ratio of SAR at M2 to SAR at M1 = 64.8%
- Maximum value of SAR (measured) = 1.34 W/kg



Appendix A.3 Verification Plots for Verification 1750MHz

Date/Time: 2024-02-29 09:28:56

Test Laboratory : SGS Korea (Gunpo Laboratory)
 File Name: [Verification 1750MHz_2024-02-29_da53.0](#)

Input Power : 100mW

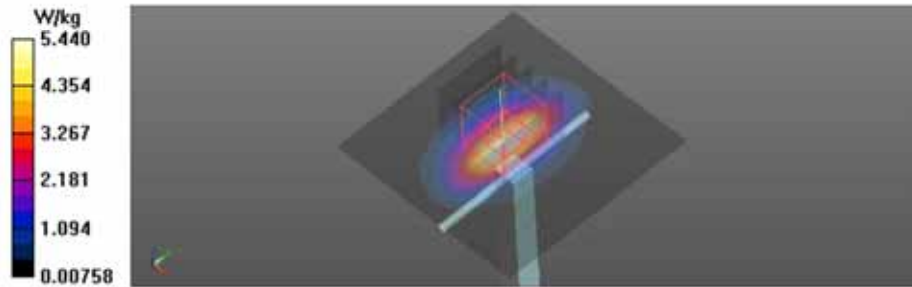
DUT: Dipole 1750 MHz D1750V2; Type: D1750V2; Serial: D1750V2 - SN:1116

Communication System: UID 0, CW (0); Frequency: 1750 MHz; Duty Cycle: 1:1
 Medium parameters used: $f = 1750$ MHz; $\sigma = 1.386$ S/m; $\epsilon_r = 38.577$; $\rho = 1000$ kg/m³
 Phantom section: Flat Section

DASY52 Configuration:
 - Probe: EX3DV4 - SN3791; ConvF(7.6, 7.6, 7.6) @ 1750 MHz; Calibrated: 2023-05-23
 - Sensor-Surface: 1.4mm (Mechanical Surface Detection)
 - Electronics: DAE4 Sn1503; Calibrated: 2023-08-28
 - Phantom: ELI v5.0 1244; Type: QDOVA002AA; Serial: TP.1244
 - DASY52 52.10.4(1527)SEMCAD X 14.6.14(7483)

Verification/Verification 1750MHz/Area Scan (61x61x1): Interpolated grid: dx=1.500 mm, dy=1.500 mm
 Maximum value of SAR (interpolated) = 5.44 W/kg

Verification/Verification 1750MHz/Zoom Scan (5x5x7)/Cube 0: Measurement grid: dx=8mm, dy=8mm, dz=5mm
 Reference Value = 65.96 V/m; Power Drift = -0.08 dB
 Peak SAR (extrapolated) = 6.63 W/kg
SAR(1 g) = 3.69 W/kg; SAR(10 g) = 1.96 W/kg
 Smallest distance from peaks to all points 3 dB below = 9.6 mm
 Ratio of SAR at M2 to SAR at M1 = 55.8%
 Maximum value of SAR (measured) = 5.64 W/kg



Date/Time: 2024-03-14 08:45:28

Test Laboratory : SGS Korea (Gunpo Laboratory)
 File Name: [Verification 1750MHz_2024-03-14 da530](#)

Input Power : 100mW

DUT: Dipole 1750 MHz D1750V2; Type: D1750V2; Serial: D1750V2 - SN:1116

Communication System: UID 0, CW (0); Frequency: 1750 MHz; Duty Cycle: 1:1
 Medium parameters used: $f = 1750$ MHz; $\sigma = 1.396$ S/m; $\epsilon_r = 39.115$; $\rho = 1000$ kg/m³
 Phantom section: Flat Section

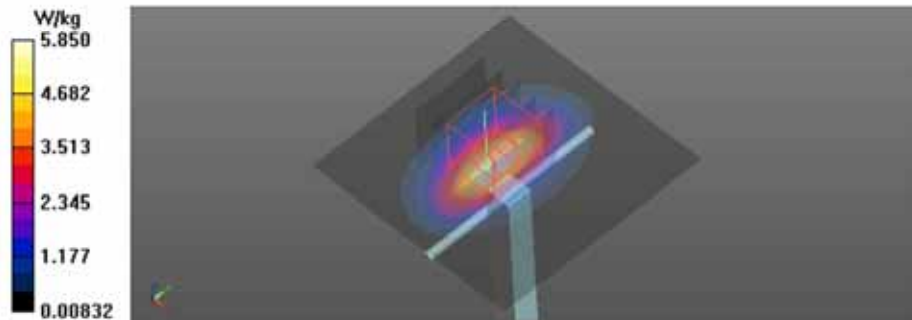
DASY52 Configuration:

- Probe: EX3DV4 - SN3791; ConvF(7.6, 7.6, 7.6) @ 1750 MHz; Calibrated: 2023-05-23
- Sensor-Surface: 1.4mm (Mechanical Surface Detection)
- Electronics: DAE4 Sn1503; Calibrated: 2023-08-28
- Phantom: ELI v5.0 1244; Type: QDOVA002AA; Serial: TP:1244
- DASY52 52.10.4(1527)SEMCAD X 14.6.14(7483)

Verification/Verification 1750MHz/Area Scan (61x61x1): Interpolated grid: dx=1.500 mm, dy=1.500 mm
 Maximum value of SAR (interpolated) = 5.85 W/kg

Verification/Verification 1750MHz/Zoom Scan (5x5x7)/Cube 0: Measurement grid: dx=8mm, dy=8mm, dz=5mm

Reference Value = 64.82 V/m; Power Drift = 0.19 dB
 Peak SAR (extrapolated) = 6.86 W/kg
SAR(1 g) = 3.7 W/kg; SAR(10 g) = 1.94 W/kg
 Smallest distance from peaks to all points 3 dB below = 11.2 mm
 Ratio of SAR at M2 to SAR at M1 = 53.5%
 Maximum value of SAR (measured) = 5.70 W/kg



Date/Time: 2024-03-22 00:37:12

Test Laboratory : SGS Korea (Gunpo Laboratory)
File Name: [Verification 1750MHz_2024-03-22_da53.0](#)

Input Power : 100mW

DUT: Dipole 1750 MHz D1750V2; Type: D1750V2; Serial: D1750V2 - SN:1116

Communication System: UID 0, CW (0); Frequency: 1750 MHz; Duty Cycle: 1:1
Medium parameters used: $f = 1750$ MHz; $\sigma = 1.375$ S/m; $\epsilon_r = 40.415$; $\rho = 1000$ kg/m³
Phantom section: Flat Section

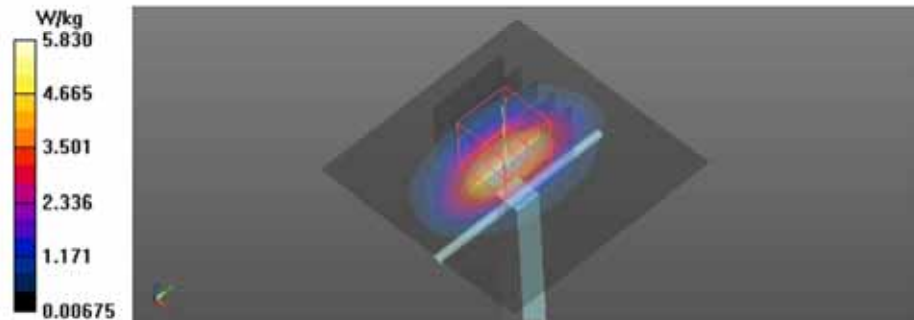
DASY52 Configuration:

- Probe: EX3DV4 - SN3791; ConvF(7.6, 7.6, 7.6) @ 1750 MHz; Calibrated: 2023-05-23
- Sensor-Surface: 1.4mm (Mechanical Surface Detection)
- Electronics: DAE4 Sn1503; Calibrated: 2023-08-28
- Phantom: ELI v5.0 1244; Type: QDOVA002AA; Serial: TP:1244
- DASY52 52.10.4(1527)SEMCAD X 14.6.14(7483)

Verification/Verification 1750MHz/Area Scan (61x61x1): Interpolated grid: dx=1.500 mm, dy=1.500 mm
Maximum value of SAR (interpolated) = 5.83 W/kg

Verification/Verification 1750MHz/Zoom Scan (5x5x7)/Cube 0: Measurement grid: dx=8mm, dy=8mm, dz=5mm

Reference Value = 66.99 V/m; Power Drift = -0.00 dB
Peak SAR (extrapolated) = 6.75 W/kg
SAR(1 g) = 3.65 W/kg; SAR(10 g) = 1.92 W/kg
Smallest distance from peaks to all points 3 dB below = 9.6 mm
Ratio of SAR at M2 to SAR at M1 = 53.7%
Maximum value of SAR (measured) = 5.69 W/kg



Appendix A.4 Verification Plots for Verification 1900MHz

Date/Time: 2024-02-28 09:46:40

Test Laboratory : SGS Korea (Gunpo Laboratory)
 File Name: [Verification 1900MHz_2024-02-28_da53.0](#)

Input Power : 100 mW

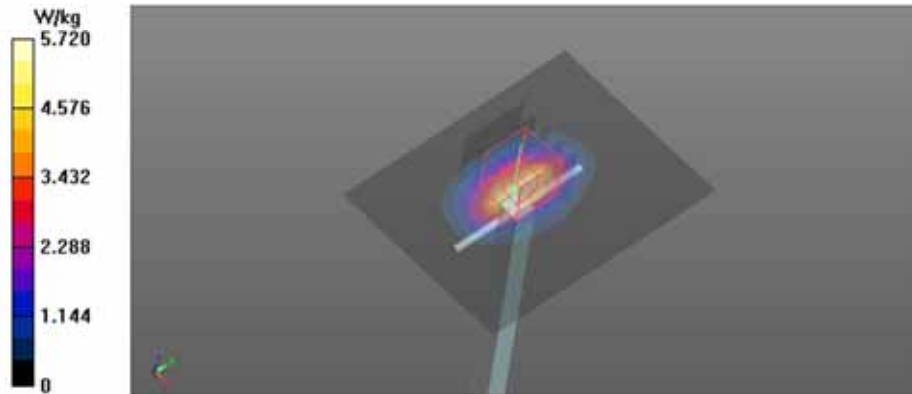
DUT: Dipole 1900 MHz D1900V2; Type: D1900V2; Serial: D1900V2 - SN:5d158

Communication System: UID 0, CW (0); Frequency: 1900 MHz; Duty Cycle: 1:1
 Medium parameters used: $f = 1900$ MHz; $\sigma = 1.42$ S/m; $\epsilon_r = 38.959$; $\rho = 1000$ kg/m³
 Phantom section: Flat Section

DASY52 Configuration:
 - Probe: EX3DV4 - SN7574; ConvF(7.94, 7.94, 7.94) @ 1900 MHz; Calibrated: 2023-07-18
 - Sensor-Surface: 1.4mm (Mechanical Surface Detection)
 - Electronics: DAE4 Sn1430; Calibrated: 2023-03-22
 - Phantom: ELI v5.0 1169; Type: QDOVA002AA; Serial: TP:1169
 - DASY52 52.10.4(1527)SEMCAD X 14.6.14(7483)

Verification/1900MHz Verification/Area Scan (61x81x1): Interpolated grid: dx=1.500 mm, dy=1.500 mm
 Maximum value of SAR (interpolated) = 5.72 W/kg

Verification/1900MHz Verification/Zoom Scan (5x5x7)/Cube 0: Measurement grid: dx=8mm, dy=8mm, dz=5mm
 Reference Value = 64.91 V/m; Power Drift = -0.02 dB
 Peak SAR (extrapolated) = 7.01 W/kg
SAR(1 g) = 3.76 W/kg; SAR(10 g) = 1.99 W/kg
 Smallest distance from peaks to all points 3 dB below = 9.6 mm
 Ratio of SAR at M2 to SAR at M1 = 54.3%
 Maximum value of SAR (measured) = 5.78 W/kg



Date/Time: 2024-02-29 10:56:33

Test Laboratory : SGS Korea (Gunpo Laboratory)
 File Name: [Verification 1900MHz_2024-02-29_da530](#)

Input Power : 100 mW

DUT: Dipole 1900 MHz D1900V2; Type: D1900V2; Serial: D1900V2 - SN:5d158

Communication System: UID 0, CW (0); Frequency: 1900 MHz; Duty Cycle: 1:1
 Medium parameters used: $f = 1900$ MHz; $\sigma = 1.428$ S/m; $\epsilon_r = 39.295$; $\rho = 1000$ kg/m³
 Phantom section: Flat Section


DASY52 Configuration:

- Probe: EX3DV4 - SN7574; ConvF(7.94, 7.94, 7.94) @ 1900 MHz; Calibrated: 2023-07-18
- Sensor-Surface: 1.4mm (Mechanical Surface Detection)
- Electronics: DAE4 Sn1430; Calibrated: 2023-03-22
- Phantom: ELI v5.0 1169; Type: QDOVA002AA; Serial: TP:1169
- DASY52 52.10.4(1527)SEMCAD X 14.6.14(7483)

Verification/1900MHz Verification/Area Scan (61x81x1): Interpolated grid: dx=1.500 mm, dy=1.500 mm
 Maximum value of SAR (interpolated) = 5.69 W/kg

Verification/1900MHz Verification/Zoom Scan (5x5x7)/Cube 0: Measurement grid: dx=8mm, dy=8mm, dz=5mm

Reference Value = 65.67 V/m; Power Drift = -0.01 dB
 Peak SAR (extrapolated) = 7.27 W/kg
SAR(1 g) = 3.92 W/kg; SAR(10 g) = 2.06 W/kg
 Smallest distance from peaks to all points 3 dB below = 9.6 mm
 Ratio of SAR at M2 to SAR at M1 = 54%
 Maximum value of SAR (measured) = 6.00 W/kg



Date/Time: 2024-03-18 15:52:17

Test Laboratory : SGS Korea (Gunpo Laboratory)
 File Name : [Verification 1900MHz_2024-03-18_da530](#)

Input Power : 100 mW

DUT: Dipole 1900 MHz D1900V2; Type: D1900V2; Serial: D1900V2 - SN:5d158

Communication System: UID 0, CW (0); Frequency: 1900 MHz; Duty Cycle: 1:1
 Medium parameters used: $f = 1900$ MHz; $\sigma = 1.461$ S/m; $\epsilon_r = 40.64$; $\rho = 1000$ kg/m³
 Phantom section: Flat Section

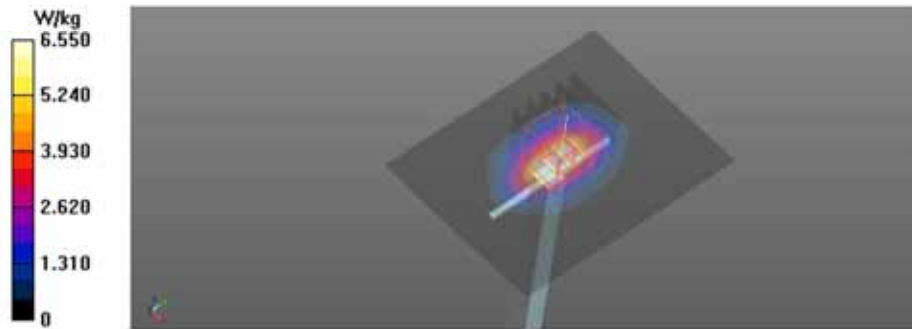
DASY52 Configuration:

- Probe: EX3DV4 - SN7574; ConvF(7.94, 7.94, 7.94) @ 1900 MHz; Calibrated: 2023-07-18
- Sensor-Surface: 1.4mm (Mechanical Surface Detection)
- Electronics: DAE4 Sn1507; Calibrated: 2023-09-20
- Phantom: ELI v5.0 1169; Type: QDOVA002AA; Serial: TP:1169
- DASY52 52.10.4(1527)SEMCAD X 14.6.14(7483)

Verification/1900MHz Verification/Area Scan (61x81x1): Interpolated grid: dx=1.500 mm, dy=1.500 mm
 Maximum value of SAR (interpolated) = 6.55 W/kg

Verification/1900MHz Verification/Zoom Scan (5x5x7)/Cube 0: Measurement grid: dx=8mm, dy=8mm, dz=5mm

Reference Value = 65.98 V/m; Power Drift = -0.12 dB
 Peak SAR (extrapolated) = 7.60 W/kg
SAR(1 g) = 4.04 W/kg; SAR(10 g) = 2.12 W/kg
 Smallest distance from peaks to all points 3 dB below = 9.6 mm
 Ratio of SAR at M2 to SAR at M1 = 53%
 Maximum value of SAR (measured) = 6.24 W/kg



Date/Time: 2024-03-19 00:04:01

Test Laboratory : SGS Korea (Gunpo Laboratory)
 File Name: [Verification 1900MHz_2024-03-19_da530](#)

Input Power : 100 mW

DUT: Dipole 1900 MHz D1900V2; Type: D1900V2; Serial: D1900V2 - SN:5d158

Communication System: UID 0, CW (0); Frequency: 1900 MHz; Duty Cycle: 1:1
 Medium parameters used: $f = 1900$ MHz; $\sigma = 1.454$ S/m; $\epsilon_r = 39.431$; $\rho = 1000$ kg/m³
 Phantom section: Flat Section

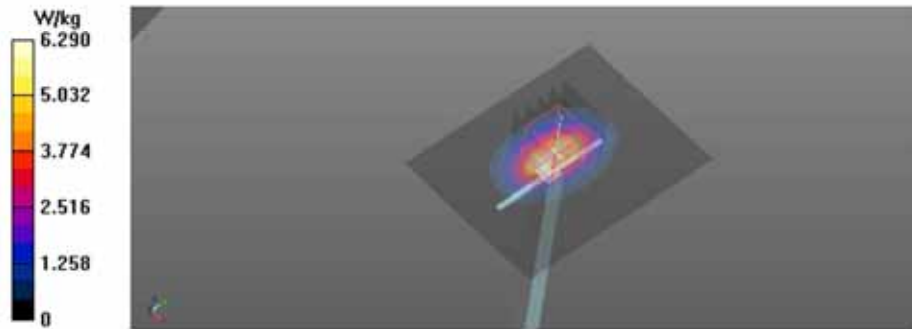
DASY52 Configuration:

- Probe: EX3DV4 - SN7574; ConvF(7.94, 7.94, 7.94) @ 1900 MHz; Calibrated: 2023-07-18
- Sensor-Surface: 1.4mm (Mechanical Surface Detection)
- Electronics: DAE4 Sn1507; Calibrated: 2023-09-20
- Phantom: ELI v5.0 1169; Type: QDOVA002AA; Serial: TP:1169
- DASY52 52.10.4(1527)SEMCAD X 14.6.14(7483)

Verification/1900MHz Verification/Area Scan (61x81x1): Interpolated grid: dx=1.500 mm, dy=1.500 mm
 Maximum value of SAR (interpolated) = 6.29 W/kg

Verification/1900MHz Verification/Zoom Scan (5x5x7)/Cube 0: Measurement grid: dx=8mm, dy=8mm, dz=5mm

Reference Value = 67.97 V/m; Power Drift = -0.02 dB
 Peak SAR (extrapolated) = 7.74 W/kg
SAR(1 g) = 4.07 W/kg; SAR(10 g) = 2.13 W/kg
 Smallest distance from peaks to all points 3 dB below = 10.7 mm
 Ratio of SAR at M2 to SAR at M1 = 52.8%
 Maximum value of SAR (measured) = 6.40 W/kg



Appendix A.5 Verification Plots for Verification 2600MHz

Date/Time: 2024-03-04 09:55:10

Test Laboratory : SGS Korea (Gunpo Laboratory)
 File Name: [Verification 2600MHz_2024-03-04_da530](#)

Input Power : 100 mW

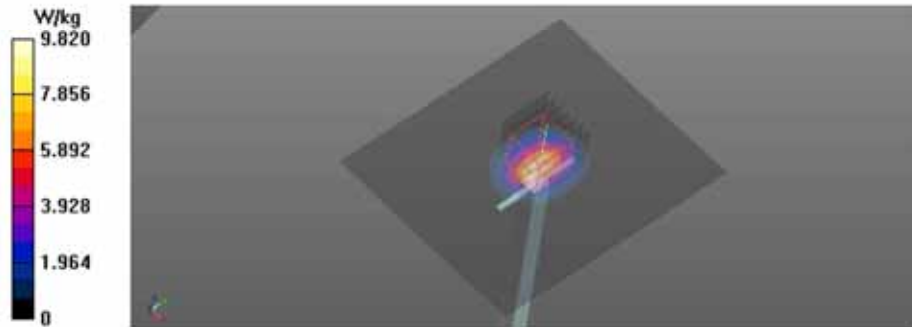
DUT: Dipole 2600 MHz D2600V2; Type: D2600V2; Serial: D2600V2 - SN:1038

Communication System: UID 0, CW (0); Frequency: 2600 MHz; Duty Cycle: 1:1
 Medium parameters used: $f = 2600$ MHz; $\sigma = 1.981$ S/m; $\epsilon_r = 38.603$; $\rho = 1000$ kg/m³
 Phantom section: Flat Section

DASY52 Configuration:
 - Probe: EX3DV4 - SN7574; ConvF(7.11, 7.11, 7.11) @ 2600 MHz; Calibrated: 2023-07-18
 - Sensor-Surface: 1.4mm (Mechanical Surface Detection)
 - Electronics: DAE4 Sn1430; Calibrated: 2023-03-22
 - Phantom: ELI v5.0 1169; Type: QDOVA002AA; Serial: TP:1169
 - DASY52 52.10.4(1527)SEMCAD X 14.6.14(7483)

Verification/2600MHz Verification/Area Scan (101x121x1): Interpolated grid: dx=1.200 mm, dy=1.200 mm
 Maximum value of SAR (interpolated) = 9.82 W/kg

Verification/2600MHz Verification/Zoom Scan (7x7x7)/Cube 0: Measurement grid: dx=5mm, dy=5mm, dz=5mm
 Reference Value = 72.59 V/m; Power Drift = -0.05 dB
 Peak SAR (extrapolated) = 11.7 W/kg
SAR(1 g) = 5.61 W/kg; SAR(10 g) = 2.55 W/kg
 Smallest distance from peaks to all points 3 dB below = 8.9 mm
 Ratio of SAR at M2 to SAR at M1 = 48.4%
 Maximum value of SAR (measured) = 9.46 W/kg



Date/Time: 2024-03-05 09:03:41

Test Laboratory : SGS Korea (Gunpo Laboratory)
 File Name: [Verification 2600MHz_2024-03-05_da53.0](#)

Input Power : 100 mW

DUT: Dipole 2600 MHz D2600V2; Type: D2600V2; Serial: D2600V2 - SN:1038

Communication System: UID 0, CW (0); Frequency: 2600 MHz; Duty Cycle: 1:1
 Medium parameters used: $f = 2600$ MHz; $\sigma = 1.973$ S/m; $\epsilon_r = 38.398$; $\rho = 1000$ kg/m³
 Phantom section: Flat Section

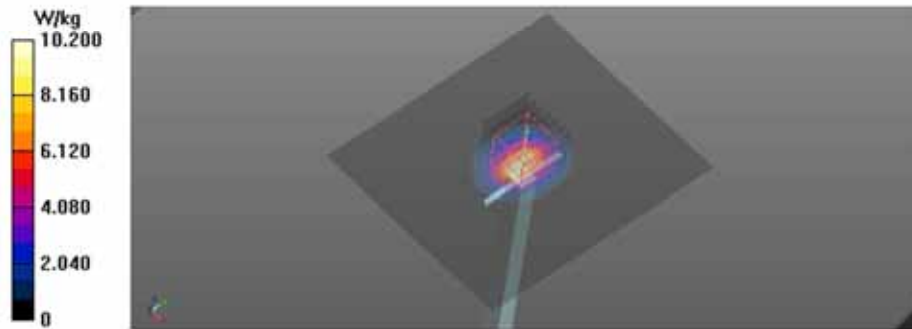
DASY52 Configuration:

- Probe: EX3DV4 - SN7574; ConvF(7.11, 7.11, 7.11) @ 2600 MHz; Calibrated: 2023-07-18
- Sensor-Surface: 1.4mm (Mechanical Surface Detection)
- Electronics: DAE4 Sn1507; Calibrated: 2023-09-20
- Phantom: ELI v5.0 1169; Type: QDOVA002AA; Serial: TP:1169
- DASY52 52.10.4(1527)SEMCAD X 14.6.14(7483)

Verification/2600MHz Verification/Area Scan (101x121x1): Interpolated grid: dx=1.200 mm, dy=1.200 mm
 Maximum value of SAR (interpolated) = 10.2 W/kg

Verification/2600MHz Verification/Zoom Scan (7x7x7)/Cube 0: Measurement grid: dx=5mm, dy=5mm, dz=5mm

- Reference Value = 75.98 V/m; Power Drift = -0.16 dB
- Peak SAR (extrapolated) = 12.2 W/kg
- SAR(1 g) = 5.68 W/kg; SAR(10 g) = 2.55 W/kg**
- Smallest distance from peaks to all points 3 dB below = 8.9 mm
- Ratio of SAR at M2 to SAR at M1 = 48.3%
- Maximum value of SAR (measured) = 9.78 W/kg



Date/Time: 2024-03-12 10:05:06

Test Laboratory : SGS Korea (Gunpo Laboratory)
 File Name: [Verification 2600MHz_2024-03-12_da530](#)

Input Power : 100 mW

DUT: Dipole 2600 MHz D2600V2; Type: D2600V2; Serial: D2600V2 - SN:1038

Communication System: UID 0, CW (0); Frequency: 2600 MHz; Duty Cycle: 1:1
 Medium parameters used: $f = 2600$ MHz; $\sigma = 2.004$ S/m; $\epsilon_r = 37.71$; $\rho = 1000$ kg/m³
 Phantom section: Flat Section

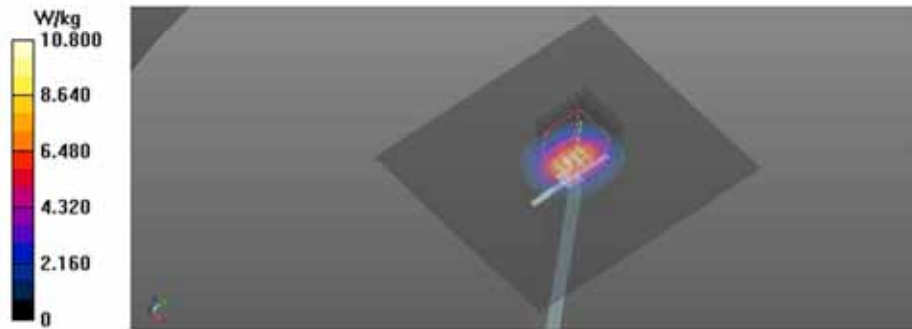
DASY52 Configuration:

- Probe: EX3DV4 - SN7574; ConvF(7.11, 7.11, 7.11) @ 2600 MHz; Calibrated: 2023-07-18
- Sensor-Surface: 1.4mm (Mechanical Surface Detection)
- Electronics: DAE4 Sn1507; Calibrated: 2023-09-20
- Phantom: ELI v5.0 1169; Type: QDOVA002AA; Serial: TP:1169
- DASY52 52.10.4(1527)SEMCAD X 14.6.14(7483)

Verification/2600MHz Verification/Area Scan (101x121x1): Interpolated grid: dx=1.200 mm, dy=1.200 mm
 Maximum value of SAR (interpolated) = 10.8 W/kg

Verification/2600MHz Verification/Zoom Scan (7x7x7)/Cube 0: Measurement grid: dx=5mm, dy=5mm, dz=5mm

Reference Value = 72.43 V/m; Power Drift = -0.14 dB
 Peak SAR (extrapolated) = 11.9 W/kg
SAR(1 g) = 5.56 W/kg; SAR(10 g) = 2.53 W/kg
 Smallest distance from peaks to all points 3 dB below = 9 mm
 Ratio of SAR at M2 to SAR at M1 = 47.3%
 Maximum value of SAR (measured) = 9.48 W/kg



Date/Time: 2024-03-13 09:58:20

Test Laboratory : SGS Korea (Gunpo Laboratory)
 File Name: [Verification 2600MHz_2024-03-13_da53:0](#)

Input Power : 100 mW

DUT: Dipole 2600 MHz D2600V2; Type: D2600V2; Serial: D2600V2 - SN:1038

Communication System: UID 0, CW (0); Frequency: 2600 MHz; Duty Cycle: 1:1
 Medium parameters used: $f = 2600$ MHz; $\sigma = 1.936$ S/m; $\epsilon_r = 37.169$; $\rho = 1000$ kg/m³
 Phantom section: Flat Section

DASY52 Configuration:

- Probe: EX3DV4 - SN7574; ConvF(7.11, 7.11, 7.11) @ 2600 MHz; Calibrated: 2023-07-18
- Sensor-Surface: 1.4mm (Mechanical Surface Detection)
- Electronics: DAE4 Sml 507; Calibrated: 2023-09-20
- Phantom: ELI v5.0 1169; Type: QDOVA002AA; Serial: TP:1169
- DASY52 52.10.4(1527)SEMCAD X 14.6.14(7483)

Verification/2600MHz Verification/Area Scan (101x121x1): Interpolated grid: dx=1.200 mm, dy=1.200 mm
 Maximum value of SAR (interpolated) = 8.42 W/kg

Verification/2600MHz Verification/Zoom Scan (7x7x7)/Cube 0: Measurement grid: dx=5mm, dy=5mm, dz=5mm

Reference Value = 71.48 V/m; Power Drift = -0.01 dB


Peak SAR (extrapolated) = 11.2 W/kg

SAR(1 g) = 5.36 W/kg; SAR(10 g) = 2.45 W/kg

Smallest distance from peaks to all points 3 dB below = 9 mm

Ratio of SAR at M2 to SAR at M1 = 48.4%

Maximum value of SAR (measured) = 9.01 W/kg



Date/Time: 2024-03-19 12:00:31

Test Laboratory : SGS Korea (Gunpo Laboratory)
 File Name: [Verification 2600MHz_2024-03-19_da530](#)

Input Power : 100 mW

DUT: Dipole 2600 MHz D2600V2; Type: D2600V2; Serial: D2600V2 - SN:1038

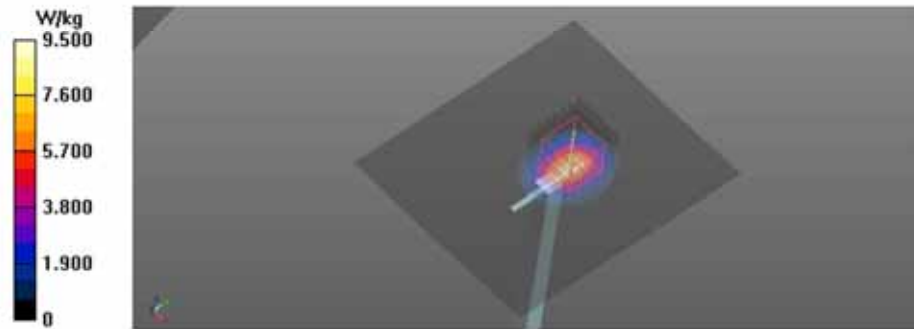
Communication System: UID 0, CW (0); Frequency: 2600 MHz; Duty Cycle: 1:1
 Medium parameters used: $f = 2600$ MHz; $\sigma = 1.957$ S/m; $\epsilon_r = 39.158$; $\rho = 1000$ kg/m³
 Phantom section: Flat Section

DASY52 Configuration:

- Probe: EX3DV4 - SN7574; ConvF(7.11, 7.11, 7.11) @ 2600 MHz; Calibrated: 2023-07-18
- Sensor-Surface: 1.4mm (Mechanical Surface Detection)
- Electronics: DAE4 Sn1507; Calibrated: 2023-09-20
- Phantom: ELI v5.0 1169; Type: QDOVA002AA; Serial: TP:1169
- DASY52 52.10.4(1527)SEMCAD X 14.6.14(7483)

Verification/2600MHz Verification/Area Scan (101x121x1): Interpolated grid: dx=1.200 mm, dy=1.200 mm
 Maximum value of SAR (interpolated) = 9.50 W/kg

Verification/2600MHz Verification/Zoom Scan (7x7x7)/Cube 0: Measurement grid: dx=5mm, dy=5mm, dz=5mm
 Reference Value = 57.90 V/m; Power Drift = -0.19 dB
 Peak SAR (extrapolated) = 11.6 W/kg
SAR(1 g) = 5.51 W/kg; SAR(10 g) = 2.51 W/kg
 Smallest distance from peaks to all points 3 dB below = 9 mm
 Ratio of SAR at M2 to SAR at M1 = 48.3%
 Maximum value of SAR (measured) = 9.31 W/kg



Date/Time: 2024-03-20 00:31:34

Test Laboratory : SGS Korea (Gunpo Laboratory)
 File Name: [Verification 2600MHz_2024-03-20_da530](#)

Input Power : 100 mW

DUT: Dipole 2600 MHz D2600V2; Type: D2600V2; Serial: D2600V2 - SN:1038

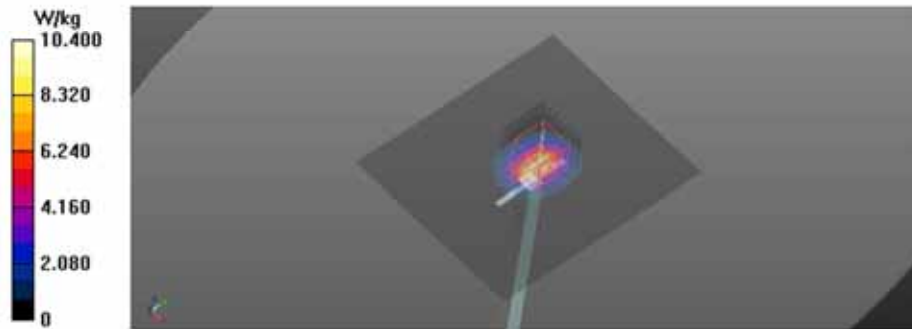
Communication System: UID 0, CW (0); Frequency: 2600 MHz; Duty Cycle: 1:1
 Medium parameters used: $f = 2600$ MHz; $\sigma = 1.957$ S/m; $\epsilon_r = 39.786$; $\rho = 1000$ kg/m³
 Phantom section: Flat Section

DASY52 Configuration:

- Probe: EX3DV4 - SN7574; ConvF(7.11, 7.11, 7.11) @ 2600 MHz; Calibrated: 2023-07-18
- Sensor-Surface: 1.4mm (Mechanical Surface Detection)
- Electronics: DAE4 Sn1507; Calibrated: 2023-09-20
- Phantom: ELI v5.0 1169; Type: QDOVA002AA; Serial: TP:1169
- DASY52 52.10.4(1527)SEMCAD X 14.6.14(7483)

Verification/2600MHz Verification/Area Scan (101x121x1): Interpolated grid: dx=1.200 mm, dy=1.200 mm
 Maximum value of SAR (interpolated) = 10.4 W/kg

Verification/2600MHz Verification/Zoom Scan (7x7x7)/Cube 0: Measurement grid: dx=5mm, dy=5mm, dz=5mm
 Reference Value = 72.73 V/m; Power Drift = -0.09 dB
 Peak SAR (extrapolated) = 12.1 W/kg
SAR(1 g) = 5.74 W/kg; SAR(10 g) = 2.62 W/kg
 Smallest distance from peaks to all points 3 dB below = 9 mm
 Ratio of SAR at M2 to SAR at M1 = 48.1%
 Maximum value of SAR (measured) = 9.67 W/kg



Date/Time: 2024-03-21 00:05:21

Test Laboratory : SGS Korea (Gunpo Laboratory)
 File Name: [Verification 2600MHz_2024-03-21_da530](#)

Input Power : 100 mW

DUT: Dipole 2600 MHz D2600V2; Type: D2600V2; Serial: D2600V2 - SN:1038

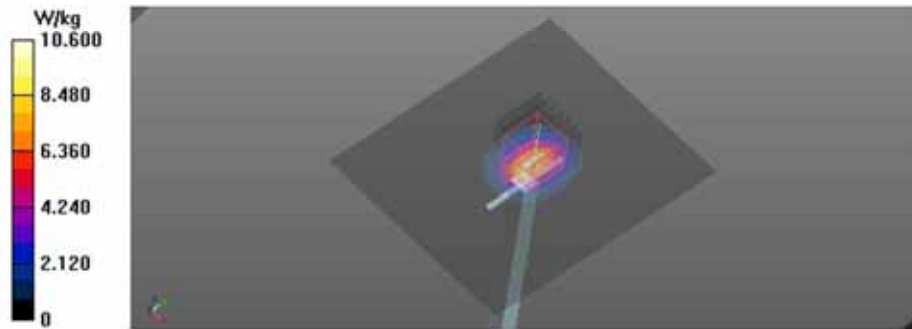
Communication System: UID 0, CW (0); Frequency: 2600 MHz; Duty Cycle: 1:1
 Medium parameters used: $f = 2600$ MHz; $\sigma = 1.946$ S/m; $\epsilon_r = 38.933$; $\rho = 1000$ kg/m³
 Phantom section: Flat Section

DASY52 Configuration:

- Probe: EX3DV4 - SN7574; ConvF(7.11, 7.11, 7.11) @ 2600 MHz; Calibrated: 2023-07-18
- Sensor-Surface: 1.4mm (Mechanical Surface Detection)
- Electronics: DAE4 Sn1507; Calibrated: 2023-09-20
- Phantom: ELI v5.0 1169; Type: QDOVA002AA; Serial: TP:1169
- DASY52 52.10.4(1527)SEMCAD X 14.6.14(7483)

Verification/2600MHz Verification/Area Scan (101x121x1): Interpolated grid: dx=1.200 mm, dy=1.200 mm
 Maximum value of SAR (interpolated) = 10.6 W/kg

Verification/2600MHz Verification/Zoom Scan (7x7x7)/Cube 0: Measurement grid: dx=5mm, dy=5mm, dz=5mm
 Reference Value = 74.29 V/m; Power Drift = -0.06 dB
 Peak SAR (extrapolated) = 12.2 W/kg
SAR(1 g) = 5.82 W/kg; SAR(10 g) = 2.65 W/kg
 Smallest distance from peaks to all points 3 dB below = 9 mm
 Ratio of SAR at M2 to SAR at M1 = 48.3%
 Maximum value of SAR (measured) = 9.80 W/kg



Appendix A.6 Verification Plots for Verification 3500MHz

Date/Time: 2024-03-08 08:33:14

Test Laboratory : SGS Korea (Gunpo Laboratory)
 File Name: [Verification 3500MHz_2024-03-08_da530](#)

Input Power : 100 mW

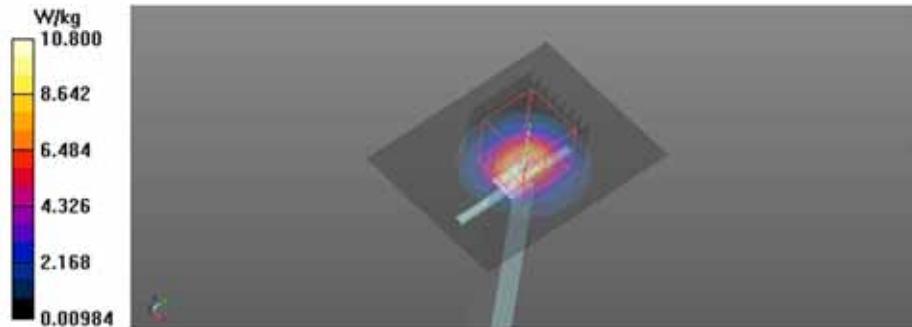
DUT: Dipole 3500 MHz D3500V2; Type: D3500V2; Serial: D3500V2 - SN:1058

Communication System: UID 0, CW (0); Frequency: 3500 MHz; Duty Cycle: 1:1
 Medium parameters used: $f = 3500$ MHz; $\sigma = 2.916$ S/m; $\epsilon_r = 38.718$; $\rho = 1000$ kg/m³
 Phantom section: Flat Section

DASY52 Configuration:
 - Probe: EX3DV4 - SN7574; ConvF(6.61, 6.61, 6.61) @ 3500 MHz; Calibrated: 2023-07-18
 - Sensor-Surface: 1.4mm (Mechanical Surface Detection)
 - Electronics: DAE4 Sn1507; Calibrated: 2023-09-20
 - Phantom: ELI v5.0 1169; Type: QDOVA002AA; Serial: TP:1169
 - DASY52 52.10.4(1527)SEMCAD X 14.6.14(7483)

Verification/3500MHz Verification/Area Scan (61x81x1): Interpolated grid: dx=1.000 mm, dy=1.000 mm
 Maximum value of SAR (interpolated) = 10.8 W/kg

Verification/3500MHz Verification/Zoom Scan (8x8x7)/Cube 0: Measurement grid: dx=4mm, dy=4mm, dz=1.4mm
 Reference Value = 61.72 V/m; Power Drift = 0.04 dB
 Peak SAR (extrapolated) = 15.8 W/kg
SAR(1 g) = 6.27 W/kg; SAR(10 g) = 2.47 W/kg
 Smallest distance from peaks to all points 3 dB below = 8.8 mm
 Ratio of SAR at M2 to SAR at M1 = 76.1%
 Maximum value of SAR (measured) = 11.7 W/kg



Date/Time: 2024-03-11 11:17:48

Test Laboratory : SGS Korea (Gunpo Laboratory)
 File Name: [Verification 3500MHz_2024-03-11_da530](#)

Input Power : 100 mW

DUT: Dipole 3500 MHz D3500V2; Type: D3500V2; Serial: D3500V2 - SN:1058

Communication System: UID 0, CW (0); Frequency: 3500 MHz; Duty Cycle: 1:1
 Medium parameters used: $f = 3500$ MHz; $\sigma = 2.895$ S/m; $\epsilon_r = 38.308$; $\rho = 1000$ kg/m³
 Phantom section: Flat Section

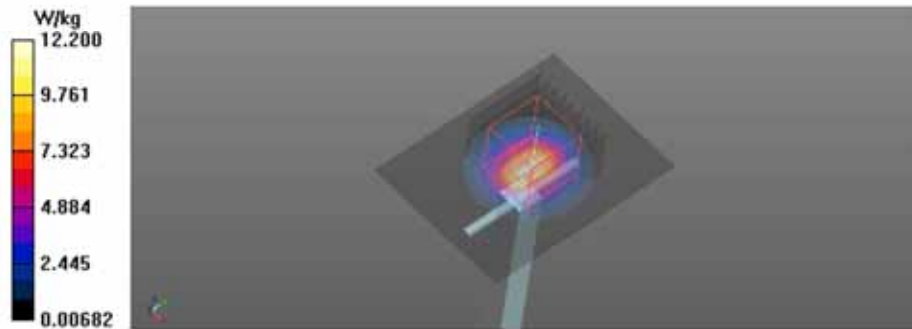
DASY52 Configuration:

- Probe: EX3DV4 - SN7574; ConvF(6.61, 6.61, 6.61) @ 3500 MHz; Calibrated: 2023-07-18
- Sensor-Surface: 1.4mm (Mechanical Surface Detection)
- Electronics: DAE4 Sn1507; Calibrated: 2023-09-20
- Phantom: ELI v5.0 1169; Type: QDOVA002AA; Serial: TP:1169
- DASY52 52.10.4(1527)SEMCAD X 14.6.14(7483)

Verification/3500MHz Verification/Area Scan (61x81x1): Interpolated grid: dx=1.000 mm, dy=1.000 mm
 Maximum value of SAR (interpolated) = 12.2 W/kg

Verification/3500MHz Verification/Zoom Scan (9x9x7)/Cube 0: Measurement grid: dx=4mm, dy=4mm, dz=1.4mm

Reference Value = 68.53 V/m; Power Drift = -0.19 dB
 Peak SAR (extrapolated) = 16.0 W/kg
SAR(1 g) = 6.28 W/kg; SAR(10 g) = 2.46 W/kg
 Smallest distance from peaks to all points 3 dB below = 8.4 mm
 Ratio of SAR at M2 to SAR at M1 = 75.7%
 Maximum value of SAR (measured) = 11.8 W/kg



Date/Time: 2024-04-30 10:47:04

Test Laboratory : SGS Korea (Gunpo Laboratory)
 File Name: [Verification 3500MHz_2024-04-30_da53-0](#)

Input Power : 100 mW

DUT: Dipole 3500 MHz D3500V2; Type: D3500V2; Serial: D3500V2 - SN:1058

Communication System: UID 0, CW (0); Frequency: 3500 MHz; Duty Cycle: 1:1
 Medium parameters used: $f = 3500$ MHz; $\sigma = 2.89$ S/m; $\epsilon_r = 38.164$; $\rho = 1000$ kg/m³
 Phantom section: Flat Section

DASY52 Configuration:

- Probe: EX3DV4 - SN7574; ConvF(6.61, 6.61, 6.61) @ 3500 MHz; Calibrated: 2023-07-18
- Sensor-Surface: 1.4mm (Mechanical Surface Detection)
- Electronics: DAE4 Sn1507; Calibrated: 2023-09-20
- Phantom: ELI v5.0 1244; Type: QDOVA002AA; Serial: TP:1244
- DASY52 52.10.4(1527)SEMCAD X 14.6.14(7483)

Verification/3500MHz Verification/Area Scan (61x81x1): Interpolated grid: dx=1.000 mm, dy=1.000 mm
 Maximum value of SAR (interpolated) = 12.3 W/kg

Verification/3500MHz Verification/Zoom Scan (9x9x7)/Cube 0: Measurement grid: dx=4mm, dy=4mm, dz=1.4mm

Reference Value = 60.68 V/m; Power Drift = 0.09 dB

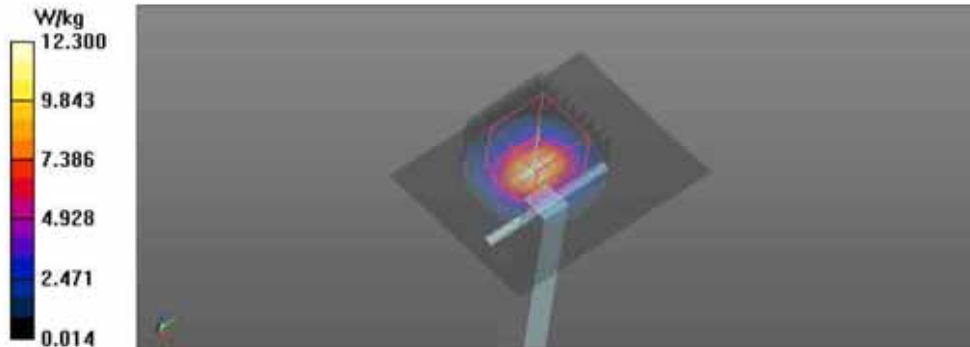
Peak SAR (extrapolated) = 18.4 W/kg

SAR(1 g) = 6.37 W/kg; SAR(10 g) = 2.43 W/kg

Smallest distance from peaks to all points 3 dB below = 8.8 mm

Ratio of SAR at M2 to SAR at M1 = 72%

Maximum value of SAR (measured) = 12.7 W/kg



Appendix A.7 Verification Plots for Verification 3700MHz

Date/Time: 2024-03-08 09:17:58

Test Laboratory : SGS Korea (Gunpo Laboratory)
 File Name: [Verification 3700MHz_2024-03-08_da530](#)

Input Power : 100 mW

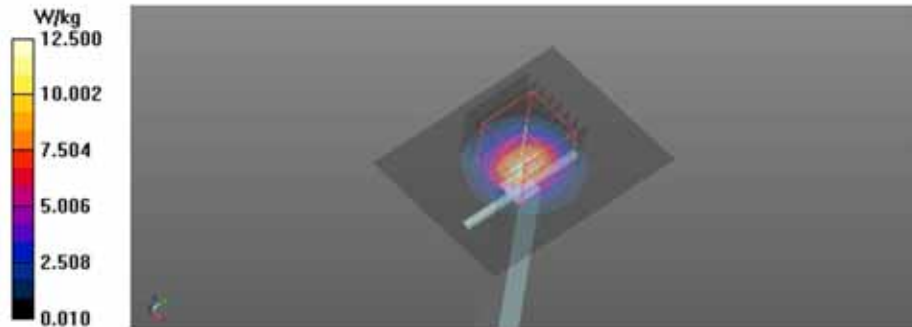
DUT: Dipole 3700 MHz D3700V2; Type: D3700V2; Serial: D3700V2 - SN:1005

Communication System: UID 0, CW (0); Frequency: 3700 MHz; Duty Cycle: 1:1
 Medium parameters used: $f = 3700$ MHz; $\sigma = 3.128$ S/m; $\epsilon_r = 38.332$; $\rho = 1000$ kg/m³
 Phantom section: Flat Section

DASY52 Configuration:
 - Probe: EX3DV4 - SN7574; ConvF(6.52, 6.52, 6.52) @ 3700 MHz; Calibrated: 2023-07-18
 - Sensor-Surface: 1.4mm (Mechanical Surface Detection)
 - Electronics: DAE4 Sn1507; Calibrated: 2023-09-20
 - Phantom: ELI v5.0 1169; Type: QDOVA002AA; Serial: TP:1169
 - DASY52 52.10.4(1527)SEMCAD X 14.6.14(7483)

Verification/3700MHz Verification/Area Scan (61x81x1): Interpolated grid: dx=1.000 mm, dy=1.000 mm
 Maximum value of SAR (interpolated) = 12.5 W/kg

Verification/3700MHz Verification/Zoom Scan (8x8x7)/Cube 0: Measurement grid: dx=4mm, dy=4mm, dz=1.4mm
 Reference Value = 65.38 V/m; Power Drift = 0.08 dB
 Peak SAR (extrapolated) = 17.3 W/kg
SAR(1 g) = 6.37 W/kg; SAR(10 g) = 2.38 W/kg
 Smallest distance from peaks to all points 3 dB below = 8.4 mm
 Ratio of SAR at M2 to SAR at M1 = 74.3%
 Maximum value of SAR (measured) = 12.3 W/kg



Date/Time: 2024-03-28 11:40:08

Test Laboratory : SGS Korea (Gunpo Laboratory)
 File Name: [Verification 3700MHz_2024-03-28_da530](#)

Input Power : 100 mW

DUT: Dipole 3700 MHz D3700V2; Type: D3700V2; Serial: D3700V2 - SN:1005

Communication System: UID 0, CW (0); Frequency: 3700 MHz; Duty Cycle: 1:1
 Medium parameters used: $f = 3700$ MHz; $\sigma = 3.164$ S/m; $\epsilon_r = 37.442$; $\rho = 1000$ kg/m³
 Phantom section: Flat Section

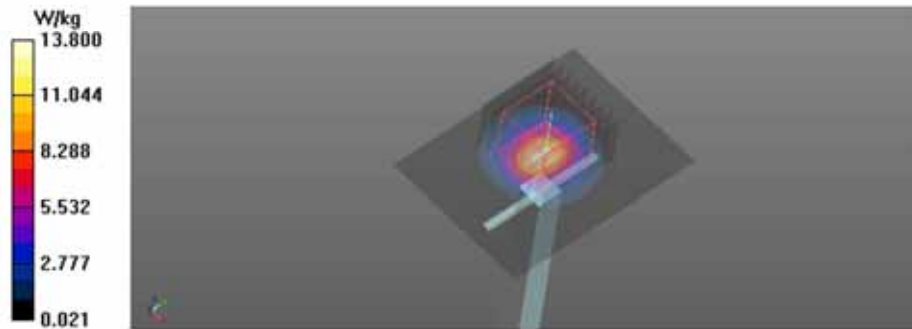
DASY52 Configuration:

- Probe: EX3DV4 - SN7574; ConvF(6.52, 6.52, 6.52) @ 3700 MHz; Calibrated: 2023-07-18
- Sensor-Surface: 1.4mm (Mechanical Surface Detection)
- Electronics: DAE4 Sn1507; Calibrated: 2023-09-20
- Phantom: ELI v5.0 1244; Type: QDOVA002AA; Serial: TP:1244
- DASY52 52.10.4(1527)SEMCAD X 14.6.14(7483)

Verification/3700MHz Verification/Area Scan (61x81x1): Interpolated grid: dx=1.000 mm, dy=1.000 mm
 Maximum value of SAR (interpolated) = 13.8 W/kg

Verification/3700MHz Verification/Zoom Scan (9x9x7)/Cube 0: Measurement grid: dx=4mm, dy=4mm, dz=1.4mm

Reference Value = 65.97 V/m; Power Drift = -0.06 dB
 Peak SAR (extrapolated) = 19.0 W/kg
SAR(1 g) = 6.3 W/kg; SAR(10 g) = 2.26 W/kg
 Smallest distance from peaks to all points 3 dB below = 8.2 mm
 Ratio of SAR at M2 to SAR at M1 = 71.5%
 Maximum value of SAR (measured) = 13.0 W/kg



Date/Time: 2024-04-29 11:00:47

Test Laboratory : SGS Korea (Gunpo Laboratory)
 File Name: [Verification_3700MHz_2024-04-29_da53.0](#)

Input Power : 100 mW

DUT: Dipole 3700 MHz D3700V2; Type: D3700V2; Serial: D3700V2 - SN:1005

Communication System: UID 0, CW (0); Frequency: 3700 MHz; Duty Cycle: 1:1
 Medium parameters used: $f = 3700$ MHz, $\sigma = 3.072$ S/m, $\epsilon_r = 37.03$; $\rho = 1000$ kg/m³
 Phantom section: Flat Section

DASY52 Configuration:

- Probe: EX3DV4 - SN7574; ConvF(6.52, 6.52, 6.52) @ 3700 MHz; Calibrated: 2023-07-18
- Sensor-Surface: 1.4mm (Mechanical Surface Detection)
- Electronics: DAE4 Sn1507; Calibrated: 2023-09-20
- Phantom: ELI v5.0 1244; Type: QDOVA002AA; Serial: TP:1244
- DASY52 52.10.4(1527)SEMCAD X 14.6.14(7483)

Verification/3700MHz Verification/Area Scan (61x81x1): Interpolated grid: dx=1.000 mm, dy=1.000 mm

Maximum value of SAR (interpolated) = 12.2 W/kg

Verification/3700MHz Verification/Zoom Scan (9x9x7)/Cube 0: Measurement grid: dx=4mm, dy=4mm, dz=1.4mm

Reference Value = 66.94 V/m; Power Drift = 0.02 dB

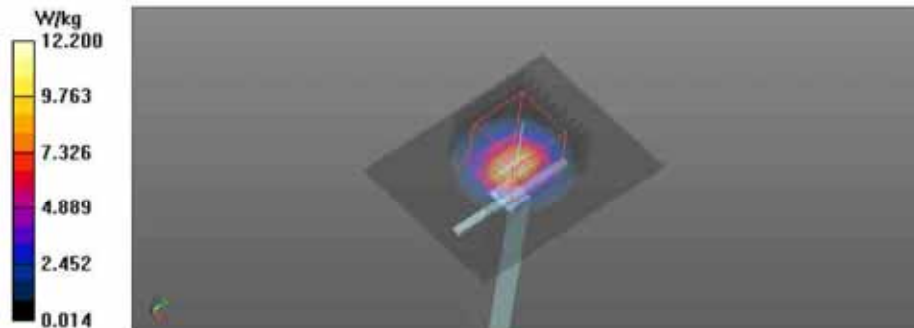
Peak SAR (extrapolated) = 17.7 W/kg

SAR(1 g) = 6.33 W/kg; SAR(10 g) = 2.34 W/kg

Smallest distance from peaks to all points 3 dB below = 8 mm

Ratio of SAR at M2 to SAR at M1 = 73.6%

Maximum value of SAR (measured) = 12.6 W/kg



Appendix A.8 Verification Plots for Verification 3900MHz

Date/Time: 2024-03-11 12:23:12

Test Laboratory : SGS Korea (Gunpo Laboratory)
 File Name: [Verification 3900MHz_2024-03-11_da530](#)

Input Power : 100 mW

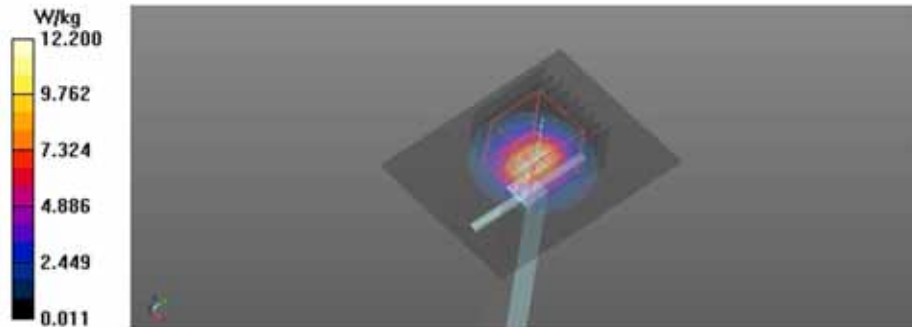
DUT: Dipole 3900 MHz D3900V2; Type: D3900V2; Serial: D3900V2 - SN:1036

Communication System: UID 0, CW (0); Frequency: 3900 MHz; Duty Cycle: 1:1
 Medium parameters used: $f = 3900 \text{ MHz}$; $\sigma = 3.256 \text{ S/m}$; $\epsilon_r = 36.844$; $\rho = 1000 \text{ kg/m}^3$
 Phantom section: Flat Section

DASY52 Configuration:
 - Probe: EX3DV4 - SN7574; ConvF(6.39, 6.39, 6.39) @ 3900 MHz; Calibrated: 2023-07-18
 - Sensor-Surface: 1.4mm (Mechanical Surface Detection)
 - Electronics: DAE4 Sn1507; Calibrated: 2023-09-20
 - Phantom: ELI v5.0 1169; Type: QDOVA002AA; Serial: TP:1169
 - DASY52 52.10.4(1527)SEMCAD X 14.6.14(7483)

Verification/3900MHz Verification/Area Scan (61x81x1): Interpolated grid: $dx=1.000 \text{ mm}$, $dy=1.000 \text{ mm}$
 Maximum value of SAR (interpolated) = 12.2 W/kg

Verification/3900MHz Verification/Zoom Scan (9x9x7)/Cube 0: Measurement grid: $dx=4\text{mm}$, $dy=4\text{mm}$, $dz=1.4\text{mm}$
 Reference Value = 66.39 V/m; Power Drift = 0.18 dB
 Peak SAR (extrapolated) = 16.8 W/kg
SAR(1 g) = 6.57 W/kg; SAR(10 g) = 2.47 W/kg
 Smallest distance from peaks to all points 3 dB below = 8.6 mm
 Ratio of SAR at M2 to SAR at M1 = 75.9%
 Maximum value of SAR (measured) = 12.6 W/kg



Date/Time: 2024-04-30 09:19:22

Test Laboratory : SGS Korea (Gunpo Laboratory)
 File Name: [Verification 3900MHz_2024-04-30_da53-0](#)

Input Power : 100 mW

DUT: Dipole 3900 MHz D3900V2; Type: D3900V2; Serial: D3900V2 - SN:1036

Communication System: UID 0, CW (0); Frequency: 3900 MHz; Duty Cycle: 1:1
 Medium parameters used: $f = 3900$ MHz; $\sigma = 3.274$ S/m; $\epsilon_r = 37.449$; $\rho = 1000$ kg/m³
 Phantom section: Flat Section

DASY52 Configuration:

- Probe: EX3DV4 - SN7574; ConvF(6.39, 6.39, 6.39) @ 3900 MHz; Calibrated: 2023-07-18
- Sensor-Surface: 1.4mm (Mechanical Surface Detection)
- Electronics: DAE4 Sn1507; Calibrated: 2023-09-20
- Phantom: ELI v5.0 1244; Type: QDOVA002AA; Serial: TP:1244
- DASY52 52.10.4(1527)SEMCAD X 14.6.14(7483)

Verification/3900MHz Verification/Area Scan (61x81x1): Interpolated grid: dx=1.000 mm, dy=1.000 mm
 Maximum value of SAR (interpolated) = 12.5 W/kg

Verification/3900MHz Verification/Zoom Scan (9x9x7)/Cube 0: Measurement grid: dx=4mm, dy=4mm, dz=1.4mm

Reference Value = 61.61 V/m; Power Drift = 0.10 dB

Peak SAR (extrapolated) = 17.5 W/kg

SAR(1 g) = 6.57 W/kg; SAR(10 g) = 2.52 W/kg

Smallest distance from peaks to all points 3 dB below = 8.8 mm

Ratio of SAR at M2 to SAR at M1 = 74.5%

Maximum value of SAR (measured) = 12.9 W/kg

