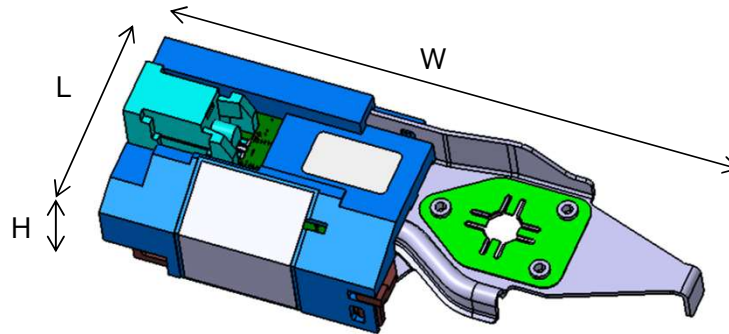


Sample Antenna Information

PROTECTED
関係者外秘

Electronics Development Dept. No.12
Connected System Development Div.
TOYOTA MOTOR CORPORATION

■ Drawing

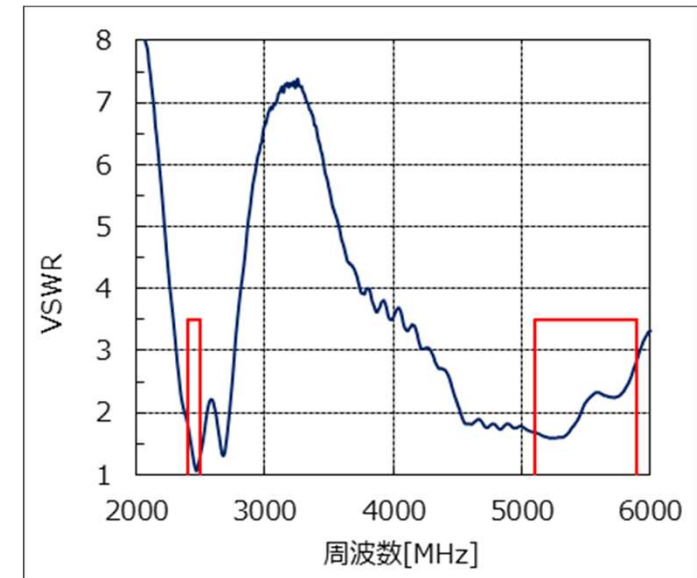


L:31.2 × W:103 × H:23.1

- Antenna information
 - Antenna type: Inverted F antenna
 - Polarization: V (Vertical)

- Cable information
 - Cable wire type: 2.5D
 - Cable length: 3.5m
 - Connector: SMA on both ends

■ V.S.W.R.



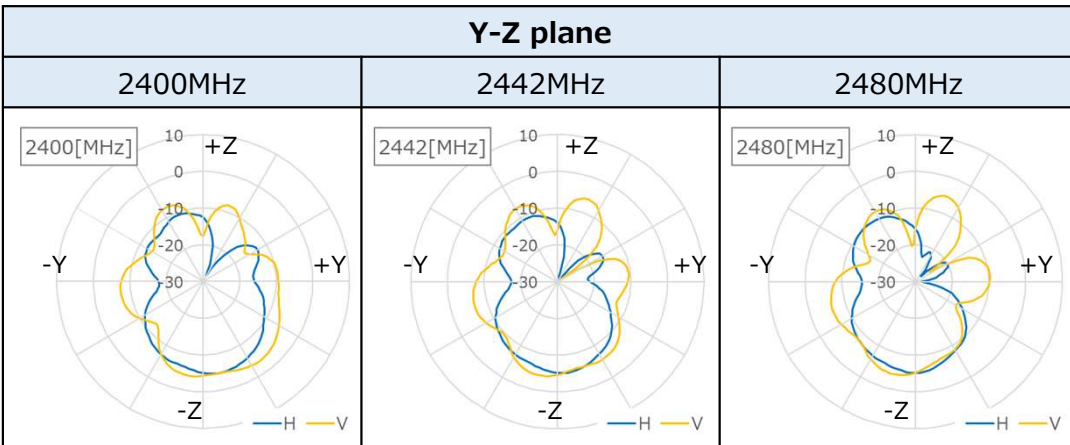
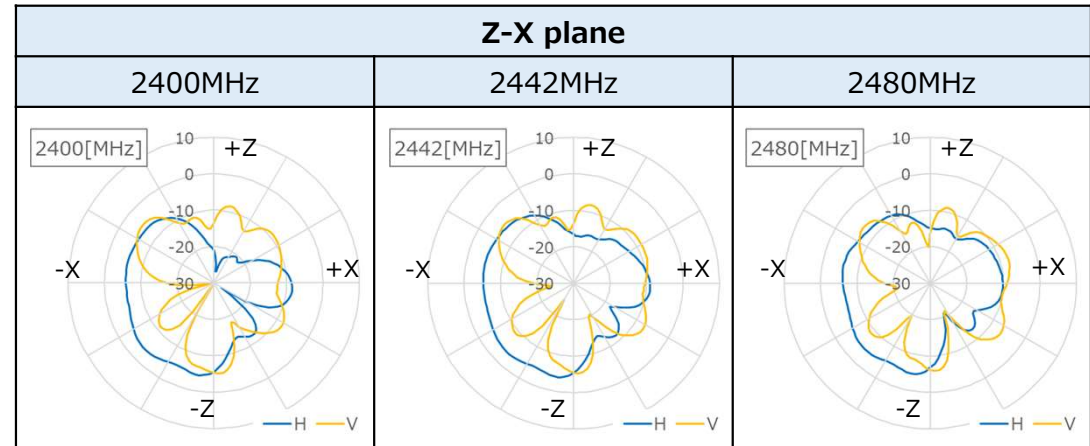
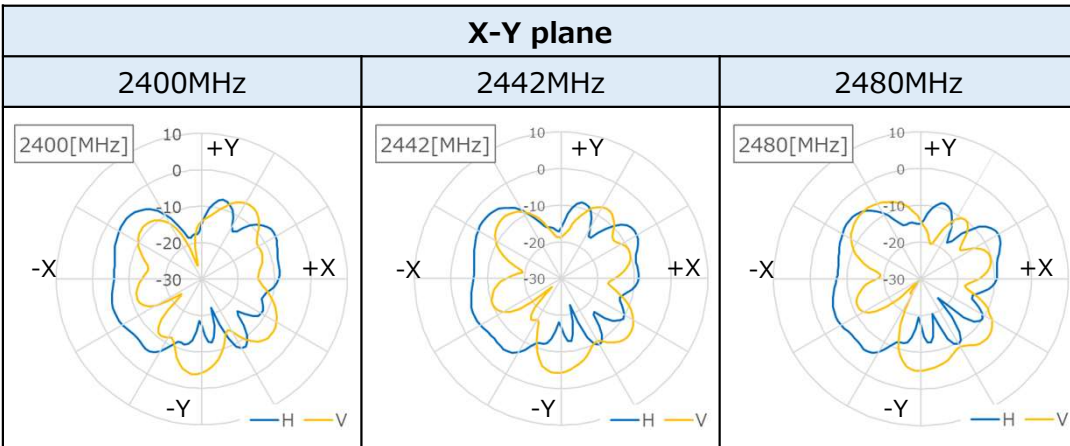
KP PROTECTED

Sample Wi-Fi 2.4G information

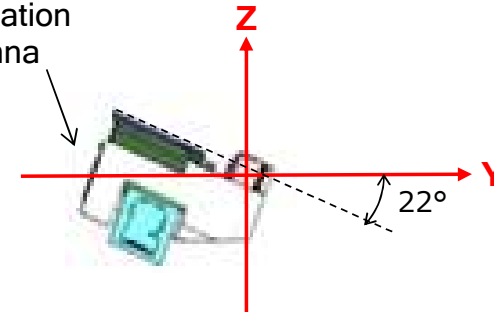
PROTECTED
関係者外秘

Electronics Development Dept. No.12
Connected System Development Div.
TOYOTA MOTOR CORPORATION

Freq [MHz]	XY-plane				YZ-plane				ZX-plane			
	H		V		H		V		H		V	
	Ave[dBi]	Peak[dBi]	Ave[dBi]	Peak[dBi]	Ave[dBi]	Peak[dBi]	Ave[dBi]	Peak[dBi]	Ave[dBi]	Peak[dBi]	Ave[dBi]	Peak[dBi]
2400	-7.8	-3.4	-9.5	-3.8	-10.0	-4.6	-7.7	-3.4	-8.2	-3.7	-9.7	-4.8
2442	-7.9	-3.6	-9.7	-4.1	-10.6	-5.1	-8.2	-4.0	-7.7	-3.6	-9.6	-5.2
2480	-8.5	-4.7	-9.7	-5.0	-10.6	-5.1	-8.6	-4.1	-8.5	-4.5	-9.9	-5.8



evaluation antenna



Condition during evaluation (XY plane)

: MAX Gain

KP PROTECTED

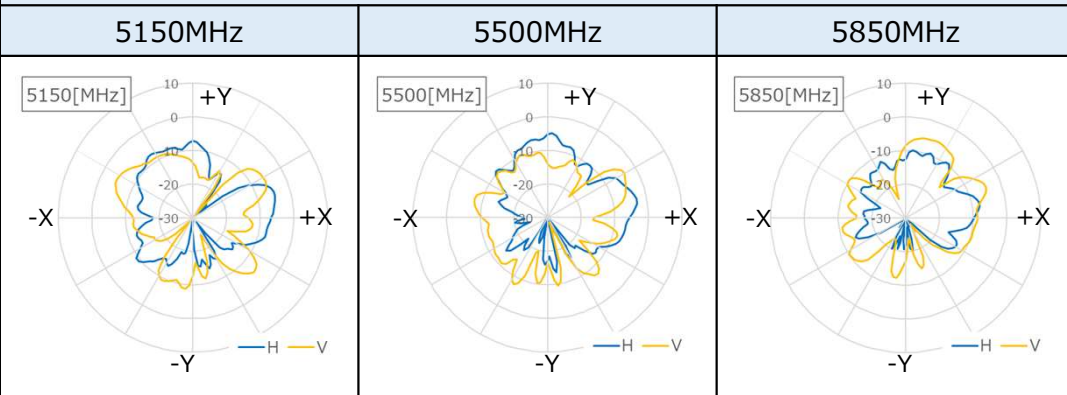
Sample Wi-Fi 5G-1 information

PROTECTED
関係者外秘

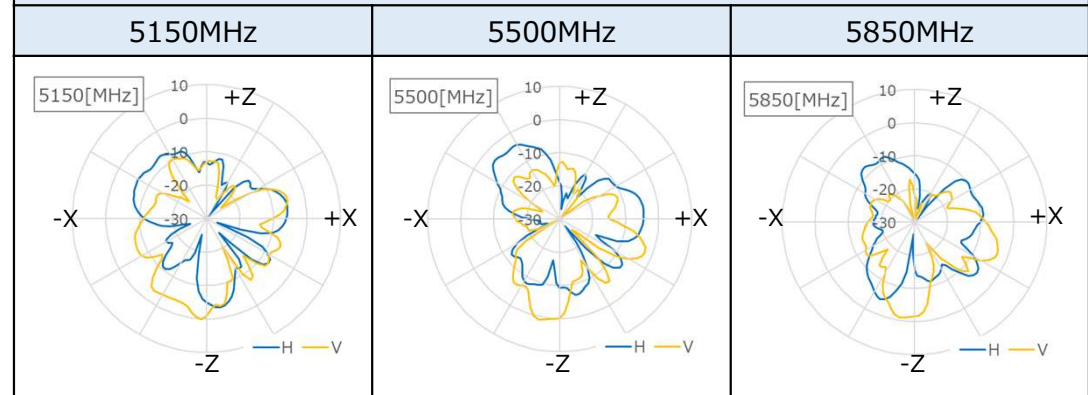
Electronics Development Dept. No.12
Connected System Development Div.
TOYOTA MOTOR CORPORATION

Freq [MHz]	XY-plane				YZ-plane				ZX-plane			
	H		V		H		V		H		V	
	Ave[dBi]	Peak[dBi]	Ave[dBi]	Peak[dBi]	Ave[dBi]	Peak[dBi]	Ave[dBi]	Peak[dBi]	Ave[dBi]	Peak[dBi]	Ave[dBi]	Peak[dBi]
5150	-10.8	-4.8	-10.2	-4.7	-7.4	-2.5	-9.7	-6.0	-9.5	-3.1	-8.1	+0.1
5500	-10.1	-3.0	-10.4	-3.7	-7.4	-1.5	-11.3	-7.7	-9.0	-3.5	-8.5	+1.0
5850	-14.0	-7.7	-10.6	-4.5	-8.9	-2.7	-12.3	-8.2	-11.0	-4.6	-9.6	-0.8

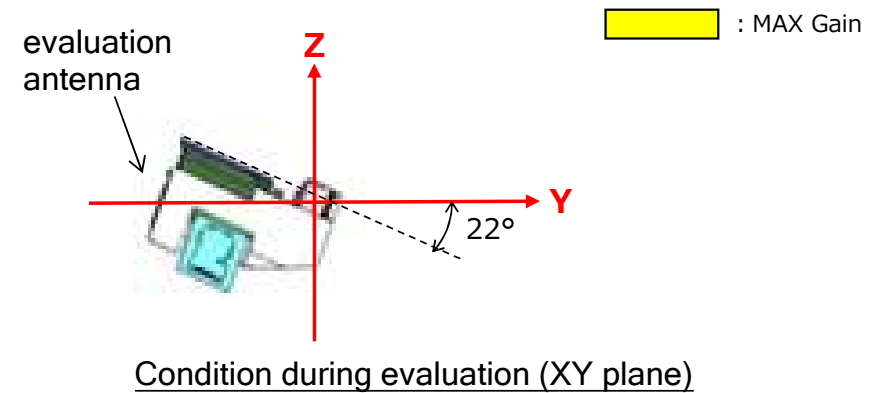
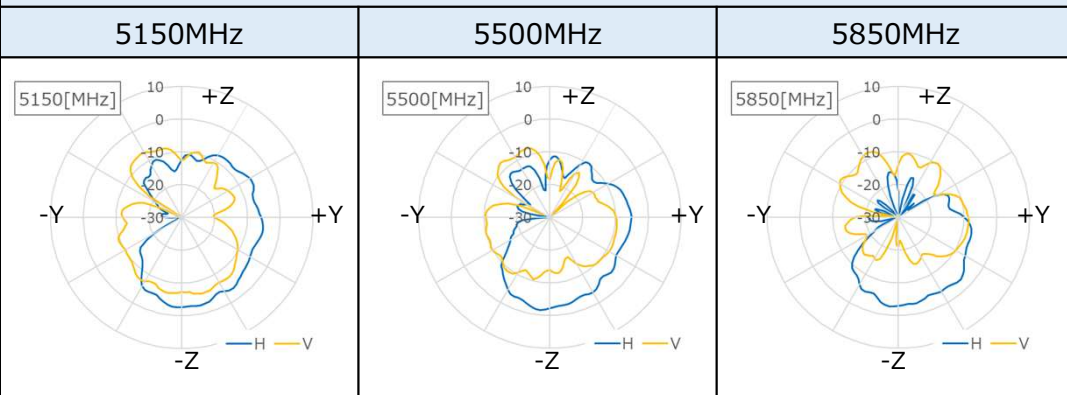
X-Y plane



Z-X plane



Y-Z plane

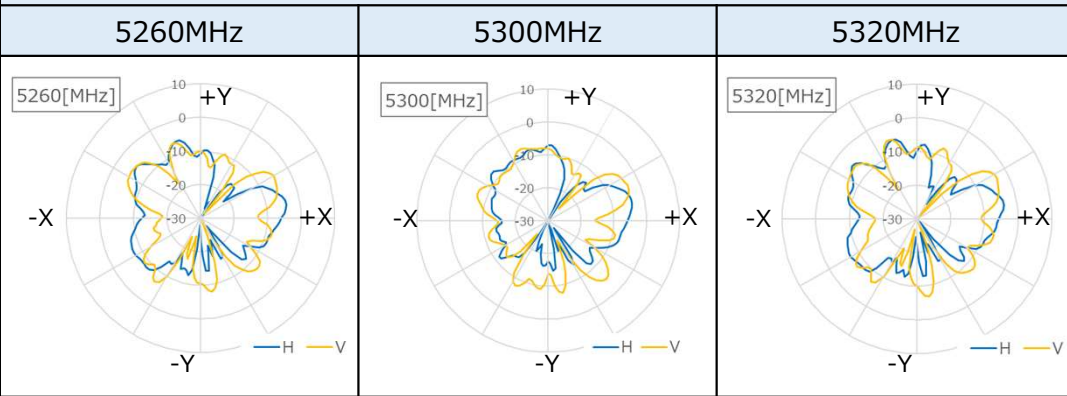


Sample Wi-Fi 5G-2 information

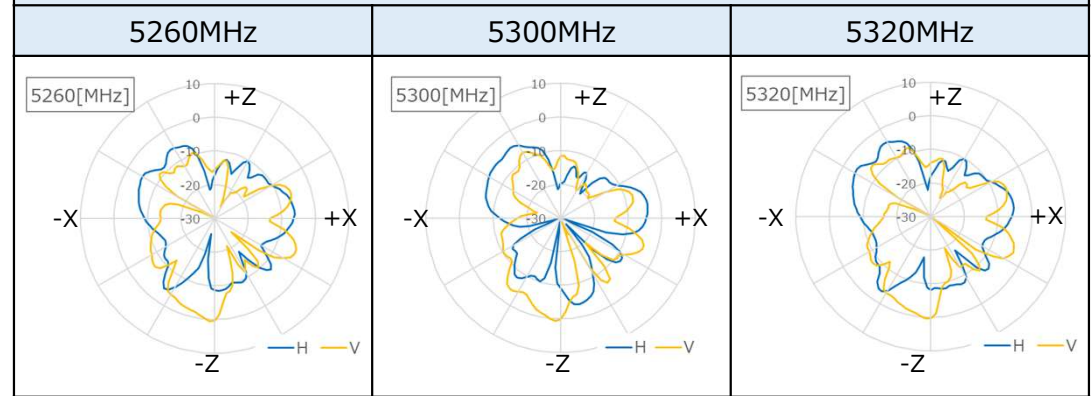
PROTECTED
関係者外秘

Freq [MHz]	XY-plane				YZ-plane				ZX-plane			
	H		V		H		V		H		V	
	Ave[dBi]	Peak[dBi]	Ave[dBi]	Peak[dBi]	Ave[dBi]	Peak[dBi]	Ave[dBi]	Peak[dBi]	Ave[dBi]	Peak[dBi]	Ave[dBi]	Peak[dBi]
5260	-9.9	-4.1	-9.7	-4.8	-6.9	-1.6	-11.4	-8.1	-9.1	-4.4	-8.1	+0.5
5300	-10.5	-3.9	-9.4	-3.6	-6.8	-0.8	-10.5	-7.8	-8.6	-3.7	-8.2	+0.6
5320	-9.6	-3.8	-9.0	-3.4	-6.9	-1.0	-10.9	-7.9	-8.1	-3.4	-7.8	+0.4

X-Y plane



Z-X plane



Y-Z plane

