

---


---

**Test Setup photographs (PCB)**

---

---


**EUT Position: X-axis**



---

## Test Setup Photo of Radiated Measurement (PCB)


---



---

**Test Setup Photo of Radiated Measurement (0.009 ~ 30MHz)**


---



---

**Test Setup Photo of Radiated Measurement (below 1000MHz)**

---





---

---

**Test Setup Photo of Radiated Measurement (Above 1GHz)**

---

---

