

EVALUATION REPORT

for Certification of Conformity

FCC Part 18

Applicant: LG Electronics USA, Inc.
111 Sylvan Avenue North Building
Englewood Cliffs New Jersey United States 07632,
Attn: David Kim / Team leader

Date of Issue: Oct. 07, 2024
Order Number: GETEC-C1-24-708
Test Report Number: GETEC-E3-24-127
Test Site: GUMI UNIVERSITY EMC CENTER
CAB Designation Number: KR0033

| | |
|-------------------|---------------------------------|
| FCC ID. : | BEJQ50941HA |
| Applicant: | LG Electronics USA, Inc. |

| | |
|--------------------------|---------------------------------------|
| Rule Part(s) | : FCC Part 18 |
| Test Method | : FCC/OET MP-5 |
| EUT Type | : HOUSEHOLD COOKTOP |
| Equipment Class | : Part 18 Consumer Device(8CC) |
| Type of Authority | : Certification |
| Model Name | : CBIH3617BE |
| Trade Mark | : LG |

This equipment has been shown to be in compliance with the applicable technical standards as indicated in the measurement report and was tested in accordance with the measurement procedures specified in FCC/OET MP-5 (1986)

I attest to the accuracy of data. All measurements reported herein were performed by me or were made under my supervision and are correct to the vest of my knowledge and belief. I assume full responsibility for the completeness of these measurements and vouch for the qualifications of all persons taking them.

Tested by,



Tak Dong Kim, Associate Engineer
GUMI UNIVERSITY EMC CENTER

Reviewed by,



Sung Joo Park, Technical Manager
GUMI UNIVERSITY EMC CENTER



Revision list

| Test Report No. | Issue Date | Description |
|-----------------|---------------|----------------------------|
| GETEC-E3-24-127 | Oct. 07, 2024 | First Approval Test Report |

※ This test report is not related to the accredited test result by ISO/IEC 17025 and KOLAS





CONTENTS

| | |
|---|-----------|
| 1. GENERAL INFORMATION | 4 |
| 2. INTRODUCTION | 6 |
| 3. PRODUCT INFORMATION | 7 |
| 3.1 DESCRIPTION OF EUT..... | 7 |
| 3.2 SUPPORT EQUIPMENT / CABLES USED | 8 |
| 3.3 MODIFICATION ITEM(S)..... | 8 |
| 4. DESCRIPTION OF TESTS..... | 9 |
| 4.1 TEST CONDITION..... | 9 |
| 5. SUMMARY OF TEST RESULTS | 9 |
| 6. CONDUCTED EMISSION..... | 10 |
| 6.1 OPERATING ENVIRONMENT | 11 |
| 6.2 TEST SET-UP | 11 |
| 6.3 MEASUREMENT UNCERTAINTY..... | 11 |
| 6.4 LIMIT | 12 |
| 6.5 TEST EQUIPMENT USED..... | 12 |
| 6.6 TEST DATA FOR CONDUCTED EMISSION | 12 |
| 7. RADIATED EMISSION | 23 |
| 7.1 OPERATING ENVIRONMENT | 23 |
| 7.2 TEST SET-UP | 23 |
| 7.3 MEASUREMENT UNCERTAINTY..... | 25 |
| 7.4 LIMIT | 26 |
| 7.5 TEST EQUIPMENT USED..... | 26 |
| 7.6 TEST DATA FOR RADIATED EMISSION..... | 27 |
| 8. SAMPLE CALCULATIONS..... | 49 |
| 8.1 EXAMPLE 1 : | 49 |
| 8.2 EXAMPLE 2 : | 49 |
| 9. RECOMMENDATION & CONCLUSION..... | 50 |
| | |
| APPENDIX A – ATTESTATION STATEMENT | |
| APPENDIX B – INFORMATION OF CLASS II PERMISSIVE CHANGE | |
| APPENDIX C – SCHEMATIC DIAGRAM | |
| APPENDIX D – TEST SETUP PHOTOGRAPH | |
| APPENDIX E – INTERNAL PHOTOGRAPH | |
| APPENDIX F – RF EXPOSURE EVALUATION | |



Scope: Measurement and determination of electromagnetic emissions (EME) of radio frequency devices including intentional and / or unintentional radiators for compliance with technical rules and regulations of the Federal Communications Commission.

1. General Information

Applicant: LG Electronics USA, Inc.

**Applicant Address: 111 Sylvan Avenue North Building
Englewood Cliffs New Jersey United States 07632**

Manufacturer: LG Electronics Inc.

**Manufacturer Address: 170, Sungsanpaechong-ro, Seongsan-gu, Changwon-si,
Gyeongsangnam-do, 51533, Korea**

Manufacturer: Shinsung Delta Tech Co., LTD.

**1. Manufacturer Address: 39, Gongdan-ro 271 beon-gil, Seongsan-gu, Changwon-si,
Gyeongsangnam-do, 51558, Korea**

**2. Manufacturer Address: Standard Factory 6, 200 Free Trade 3-gil, Masanhoewon-gu,
Changwon-si, Gyeongsangnam-do, 51340, Korea**

Contact Person: David Kim / Team leader

Telephone Number: 1-201-266-2443



- **FCC ID.** BEJQ50941HA
- **EUT Type** HOUSEHOLD COOKTOP
- **Model Name** CBIH3617BE
- **Rule Part(s)** FCC Part 18
- **Test Method** FCC/OET MP-5
- **Type of Authority** Certification
- **Test Procedure(s)** FCC/OET MP-5
- **Dates of Test** Sep. 26, 2024 ~ Oct. 05, 2024
- **Place of Test**
GUMI UNIVERSITY EMC CENTER
(FCC Test Firm Registration Number: 269701)
(ISED Test Site Registration Number: 7920A)
37 Yaeun-ro, Gumi-si, Gyeongsangbuk-do, 39213, Republic of Korea.
- **Test Report Number** GETEC-E3-24-127
- **Dates of Issue** Oct. 07, 2024



2. Introduction

The measurement procedure described in American National Standard for Methods of Measurement of Radio-Nose Emissions From Low-Voltage Electrical and Electronic Equipment in the Range of 9 kHz to 40 GHz (ANSI C63.4-2017) was used in determining radiated and conducted emissions emanating from **HOUSEHOLD COOKTOP (Model name: CBIH3617BE)**.

These measurement tests were conducted at **GUMI UNIVERSITY EMC CENTER**

The site address is 37 Yaeun-ro, Gumi-si, Gyeongsangbuk-do, 39213, Republic of Korea.

This test site is one of the highest point of Gumi UNIVERSITY at about 200 km away from Seoul city and 40 km away from Daegu city. It is located in the valley surrounded by mountains in all directions where ambient radio signal conditions are quiet and a favorable area to measure the radio frequency interference on open field test site for the computing and ISM devices manufactures. The detailed description of the measurement facility was found to be in compliance with the requirements of §2.948 according to ANSI C63.4 (2017)

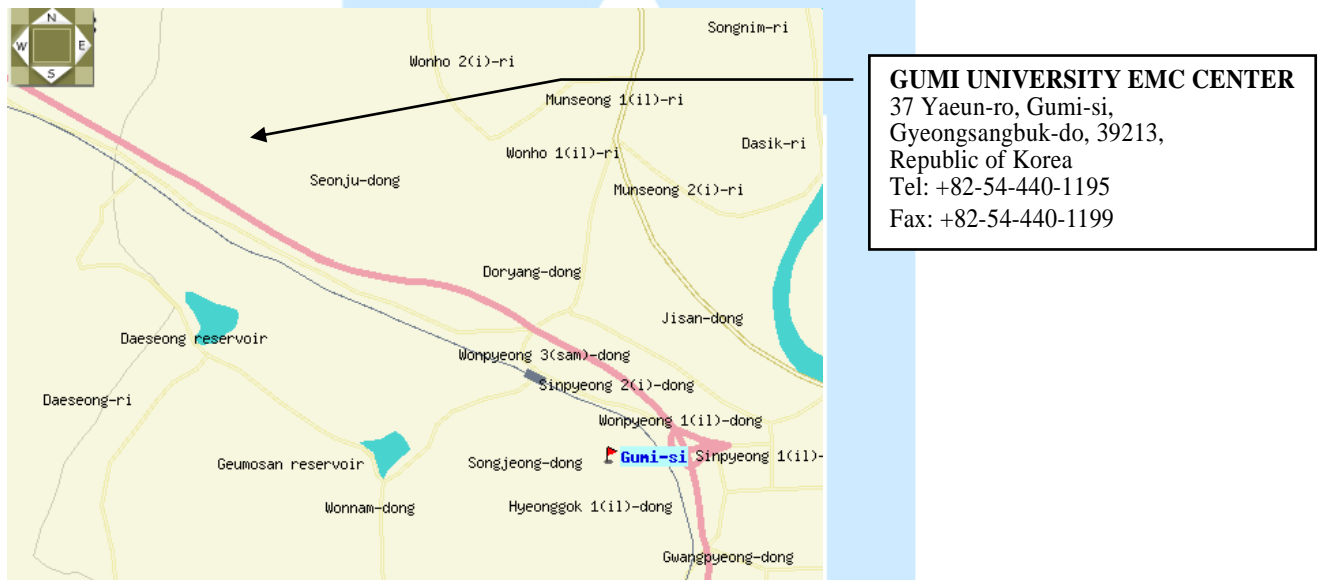


Fig 1. The map above shows the GUMI UNIVERSITY in vicinity area.



3. Product Information

3.1 Description of EUT

The Equipment under Test (EUT) is the **HOUSEHOLD COOKTOP (Model Name: CBIH3617BE)**
FCC ID.: BEJQ50941HA

| Models | | CBIH3617BE | | |
|-------------------------------------|-------------------------------------|--|---|--|
| Description | | Induction Cooktop | | |
| Electrical Specifications | Connection voltage | 240/208 VAC 60 Hz., 45.8 A / 41.7 A | | |
| | Maximum connected power load | 11000 W / 8670 W | | |
| Cooktop Dimensions | | 36 5/8" (930 mm) (W) × 3 11/16" (94 mm) (H) × 21 1/16" (534 mm) (D) | | |
| Countertop Cutout Dimensions | | Standard Installation 33 7/8" (860 mm) (W) × 5 3/4" (146 mm) (H) × 19 1/8" (486 mm) (D) | | |
| Cooking Zones | Position | Size | Power (Level 9 / Boost) | |
| | Front Left | 8 1/2" x 14 9/16" (216.2 x 370 mm) | 1510/3030 W (208 V) 1850/3700 W (240 V) | |
| | Front Right | 7" (177.8 mm) | 1470/2290 W (208 V) 1800/2800 W (240 V) | |
| | Flex Left | 8 1/2" x 14 9/16" (216.2 x 370 mm) | 2700/3030 W (208 V) 3300/3700 W (240 V) | |
| | Rear Left | 8 1/2" x 14 9/16" (216.2 x 370 mm) | 1510/3030 W (208 V) 1850/3700 W (240 V) | |
| | Rear Right | 6" (152.4 mm) | 1150/1472 W (208 V) 1400/1800 W (240 V) | |
| | Center | 11 1/8", 7 1/16" (283, 180 mm) | Inner Burner: 1500/3000 W (208 V) 1850/3700 W (240 V) Dual Burner: 3030/4090 W (208 V) 3700/5000 W (240 V) | |

RF Module Specifications

| Type | Frequency Range | Output Power (Max) |
|-----------|---------------------|--------------------|
| Wi-Fi | 2412 MHz - 2462 MHz | < 30 dBm |
| Bluetooth | 2402 MHz - 2480 MHz | |

Induction heating mode

| Cooking Element | Low frequency (Maximum power) | High frequency (Minimum power) |
|--------------------|-------------------------------|--------------------------------|
| #1 Left Front Hob | 30 kHz | 65 kHz |
| #2 Left Rear Hob | 30 kHz | 65 kHz |
| #3 Center | 30 kHz | 65 kHz |
| #4 Right Front Hob | 30 kHz | 65 kHz |
| #5 Right Rear Hob | 30 kHz | 65 kHz |



3.2 Support Equipment / Cables used

3.3.1 Used Support Equipment

| Description | Manufacturer | Model Name | S/N & FCC ID. |
|-------------|--------------|------------|----------------------|
| None | - | - | S/N: - FCC ID.: - |

See "Appendix D – Test Setup Photographs" for actual system test set-up

3.3.2 System configuration

| Description | Manufacturer | Model Name | S/N & FCC ID. |
|-------------|---------------------|------------|---------------------------------|
| WLAN module | LG Electronics Inc. | LCWB-001 | S/N: -. FCC ID.: BEJ-LCWB001 |

3.3.3 Used Cable(s)

| Cable Name | Condition | Description |
|-------------|-----------------------------------|--------------------|
| Power cable | Connected to the EUT and AC power | 1.80 m Unshielded. |

3.3 Modification Item(s)

-. None



4. Description of tests

4.1 Test Condition

The EUT was installed, arranged and operated in a manner that is most representative of equipment as typically used. The measurements were carried out while varying operating modes and cable positions within typically arrangement to determine maximum emission level.

The representative and worst test mode(s) were noted in the test report.

- Test Voltage / Frequency: AC 208V/ 60 Hz, AC 240 V / 60 Hz
- Operating condition during the test(s) :
 This device has been tested in the configurations of Induction mode with WLAN module operating.
Induction mode: This device has been operated (boost mode) with an enameled steel vessel filled with tap water up to 80 % of its maximum capacity.

Cooking element "1"= left front hob , "2"= left rear hob, "3"= Center hob, "4"= right front hob, "5"= right rear hob

Cooking vessels

"1" , "2"= 215 mm x 180 mm

"3"= 300 mm

"4"=180 mm

"5"=140 mm

4.2 General Test Procedures

Conducted Emissions

The EUT is placed on the turntable, which is 0.8 m above ground plane. According to the requirements in Section 13.1.4.1 of ANSI C63.4 (2017) Conducted emissions from the EUT measured in the frequency range between 0.15 MHz and 30MHz using CISPR Quasi-peak and average detector modes.

Radiated Emissions

The EUT is placed on a turn table, which is 0.8 m above ground plane. The turntable shall rotate 360 degrees to determine the position of maximum emission level. EUT is set 3 m away from the receiving antenna, which Fixed at 2 m above the ground plane to find out the highest emission.

And also, each emission was to be maximized by the table was turned from 0 degrees to 360 degrees. In order to find out the max emission, the relative positions of this hand-held transmitter (EUT) was rotated through three orthogonal axes according to the requirements in Section 13.1.4.1 of ANSI C63.4 (2017).

5. Summary of Test Results

| FCC Part Section(s) | Test Description | Test Result |
|---------------------|--------------------|-------------|
| §18.305 | Radiated Emission | Pass |
| §18.307 | Conducted Emission | Pass |



6. Conducted Emission

-Test Description

The Line conducted emission test facility is inside a 4 m × 8 m × 2.5 m shielded enclosure.

(FCC Test Firm Registration No.: 269701)

The EUT was placed on a non-conducting 1.0 m by 1.5 m table, which is 0.8 m in height and 0.4 m away from the vertical wall of the shielded enclosure.

The EUT is powered from the Rohde & Schwarz LISN and the support equipment is powered from the Rohde & Schwarz LISN Powers to the LISN are filtered by high-current high insertion loss power line filter.

Sufficient time for EUT, support equipment, and test equipment was allowed in order for them to warm up to their normal operating condition.

The RF output of the LISN was connected to the EMI test receiver

Exploratory measurements were conducted to identify the highest emission by operating the EUT in a range of typical modes of operation, cable positions, system configuration and arrangement.

Based on exploratory measurements, the final measurements were conducted at the worst test conditions.

Exploratory measurements were scanned using Peak mode of EMI Test receiver from 150 kHz to 30 MHz with 20 ms sweep time. The final measurements were measured with Quasi-Peak and Average mode.

The bandwidth of EMI Test Receiver was set to 9 kHz. Interface cables were connected to the available interface ports of the test unit. Excess cable lengths were bundled at center with 30 cm ~ 40 cm.

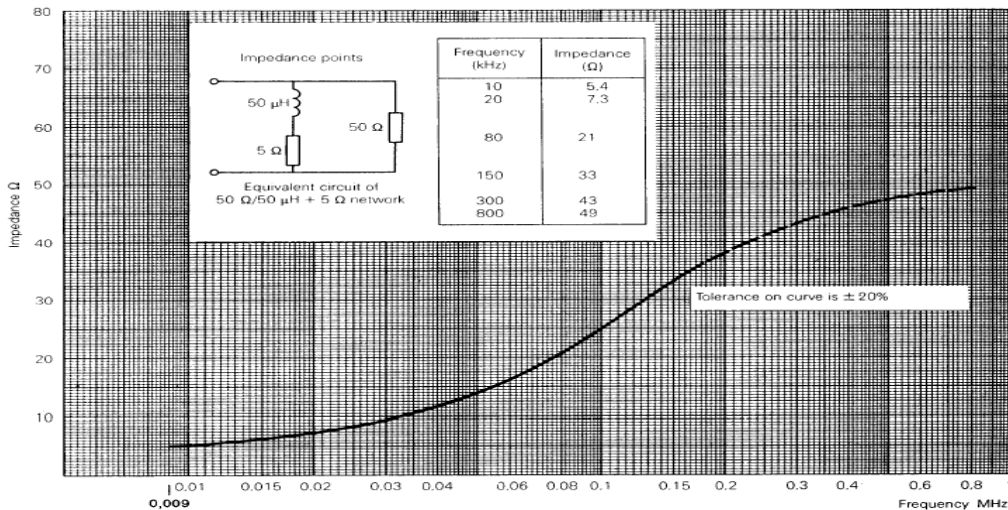


Fig 2. Impedance of LISN



6.1 Operating Environment

Temperature : 22.8 °C
Relative Humidity : 63.8 %
Air Pressure : 100.6 kPa

6.2 Test Set-up

The conducted emission measurements were performed in the shielded room.

The EUT was placed on wooden table, 0.8 m heights above the floor, 0.4 m from the reference ground plane (GRP) wall and 0.8 m from AMN & ISN.

AMN is bonded on horizontal reference ground plane.

The ground plane, which was electrically bonded to the shield room, ground system and all power lines entering the shield room, were filtered.

6.3 Measurement Uncertainty

The measurement uncertainty was calculated in accordance with ISO “Guide to the expression of uncertainty in measurement.”

The measurement uncertainty was given with a confidence of 95 %.

| Test Items | Uncertainty | Remark |
|---------------------------------------|-------------|--|
| Conducted emission (9 kHz ~ 150 kHz) | 3.83 dB | Confidence level of approximately 95 % ($k = 2$) |
| Conducted emission (150 kHz ~ 30 MHz) | 3.44 dB | Confidence level of approximately 95 % ($k = 2$) |

Where relevant, the following measurement uncertainty levels have been estimated for tests performed on the EUT as specified in CISPR 16-4-2.

The listed uncertainties are the worst case uncertainty for the entire range of measurement. please note that the uncertainty values are provided for informational purposes only are not used in determining the PASS/FAIL results



6.4 Limit

| RFI Conducted | FCC Limit(dB μ V/m) | |
|---|-------------------------|----------|
| Freq. Range | Quasi-Peak | Average |
| 0.009 MHz ~ 0.05 MHz | 110 | - |
| 0.05 MHz ~ 0.15 MHz | 90 ~ 80* | - |
| 0.15 MHz ~ 0.5 MHz | 66 ~ 56* | 56 ~ 46* |
| 0.5 MHz ~ 5 MHz | 56 | 46 |
| 5 MHz ~ 30 MHz | 60 | 50 |
| *Limits decreases linearly with the logarithm of frequency. | | |

6.5 Test Equipment used

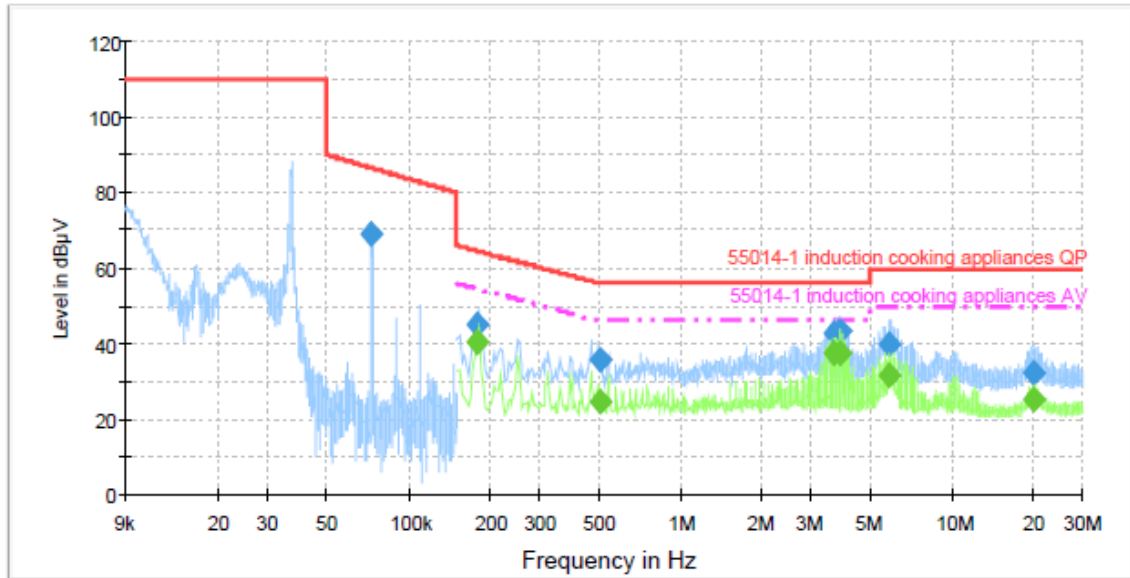
| Model Name | Manufacturer | Description | Serial Number | Calibration Date |
|-----------------|-----------------|-------------------|---------------|------------------|
| ■ - ESCI | Rohde & Schwarz | EMI Test Receiver | 100237 | Apr. 03, 2024 |
| □ - ENV216 | Rohde & Schwarz | LISN | 100173 | Apr. 03, 2024 |
| □ - ENV216 | Rohde & Schwarz | LISN | 100172 | Apr. 03, 2024 |
| ■ - ESH2-Z5 | Rohde & Schwarz | LISN | 829991/009 | Apr. 04, 2024 |
| ■ - VTSD 9561-D | SCHWARZBECK | Pulse Limiter | 32 | Apr. 04, 2024 |
| ■ - EMC 32 | Rohde & Schwarz | Software | Ver.8.53 | N/A |

6.6 Test data for Conducted Emission

- Test Date : Sep. 26, 2024
- Resolution Bandwidth : 200 Hz (9 kHz ~ 0.15 MHz) / 9 kHz (0.15 MHz ~ 30 MHz)
- Frequency Range : 9 kHz ~ 30 MHz
- Line : L1: Live, L2: Live
- Comment : None



- Operating condition: Induction mode with WLAN
- AC 208 V / 60 Hz**
Cooking element #1



— 55014-1 induction cooking appliances QP - - - 55014-1 induction cooking appliances AV
— Preview Result 1-PK+ ◆ Final Result 1-QPK
— Preview Result 2-AVG ◆ Final Result 2-CAV

Final Result 1

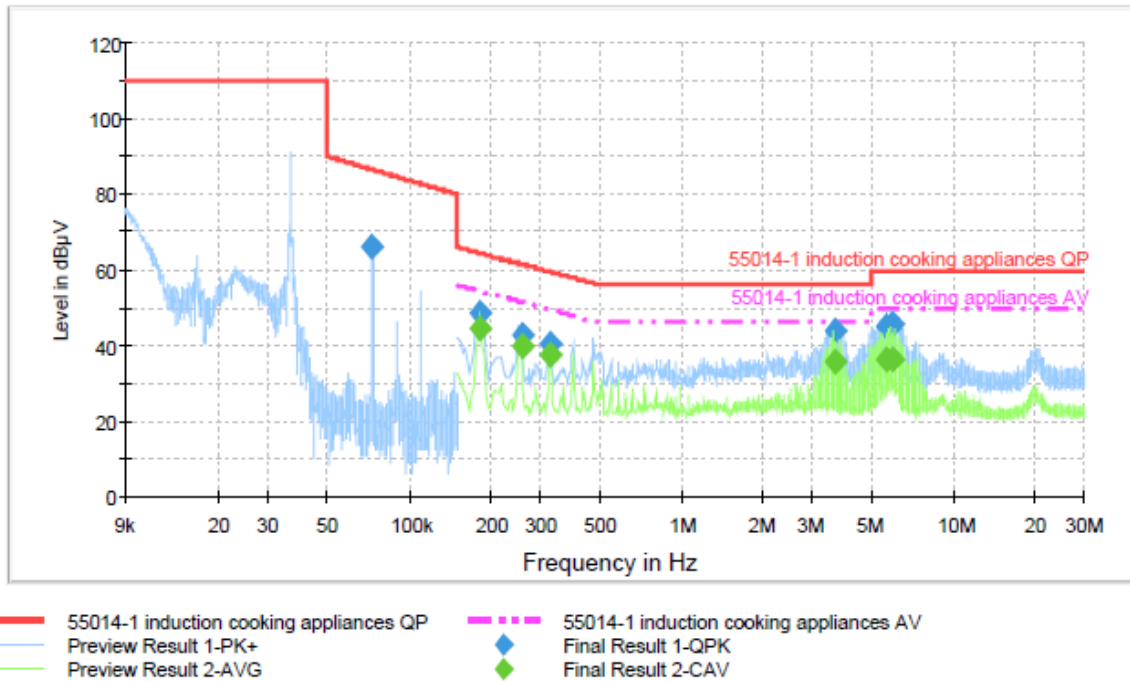
| Frequency (MHz) | QuasiPeak (dBµV) | Meas. Time (ms) | Bandwidth (kHz) | PE | Line | Corr. (dB) | Margin (dB) | Limit (dBµV) | Comment |
|-----------------|------------------|-----------------|-----------------|-----|------|------------|-------------|--------------|---------|
| 0.072384 | 68.8 | 1000.0 | 0.200 | GND | L2 | 20.1 | 17.8 | 86.6 | |
| 0.178000 | 45.0 | 1000.0 | 9.000 | GND | L2 | 20.6 | 19.6 | 64.6 | |
| 0.506156 | 35.5 | 1000.0 | 9.000 | GND | L1 | 20.7 | 20.5 | 56.0 | |
| 3.674762 | 43.0 | 1000.0 | 9.000 | GND | L2 | 20.7 | 13.0 | 56.0 | |
| 3.873325 | 43.6 | 1000.0 | 9.000 | GND | L1 | 20.8 | 12.4 | 56.0 | |
| 5.809306 | 39.9 | 1000.0 | 9.000 | GND | L2 | 20.7 | 20.1 | 60.0 | |
| 19.928625 | 32.2 | 1000.0 | 9.000 | GND | L1 | 21.0 | 27.8 | 60.0 | |

Final Result 2

| Frequency (MHz) | CAverage (dBµV) | Meas. Time (ms) | Bandwidth (kHz) | PE | Line | Corr. (dB) | Margin (dB) | Limit (dBµV) | Comment |
|-----------------|-----------------|-----------------|-----------------|-----|------|------------|-------------|--------------|---------|
| 0.178000 | 40.3 | 1000.0 | 9.000 | GND | L2 | 20.6 | 14.3 | 54.6 | |
| 0.506156 | 24.6 | 1000.0 | 9.000 | GND | L1 | 20.7 | 21.4 | 46.0 | |
| 3.674762 | 37.4 | 1000.0 | 9.000 | GND | L2 | 20.7 | 8.6 | 46.0 | |
| 3.873325 | 37.3 | 1000.0 | 9.000 | GND | L1 | 20.8 | 8.7 | 46.0 | |
| 5.809306 | 31.5 | 1000.0 | 9.000 | GND | L2 | 20.7 | 18.5 | 50.0 | |
| 19.928625 | 25.0 | 1000.0 | 9.000 | GND | L1 | 21.0 | 25.0 | 50.0 | |



Cooking element #2



Final Result 1

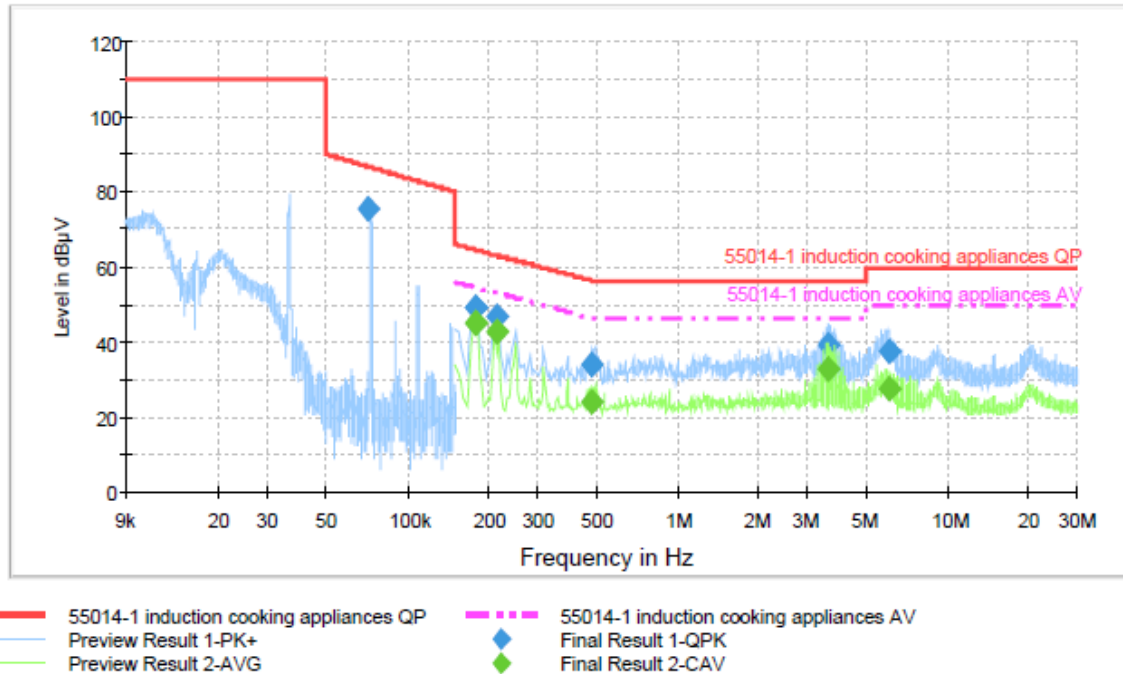
| Frequency (MHz) | QuasiPeak (dBµV) | Meas. Time (ms) | Bandwidth (kHz) | PE | Line | Corr. (dB) | Margin (dB) | Limit (dBµV) | Comment |
|-----------------|------------------|-----------------|-----------------|-----|------|------------|-------------|--------------|---------|
| 0.072049 | 66.4 | 1000.0 | 0.200 | GND | L2 | 20.1 | 20.3 | 86.7 | |
| 0.182000 | 48.5 | 1000.0 | 9.000 | GND | L2 | 20.6 | 15.9 | 64.4 | |
| 0.257744 | 42.5 | 1000.0 | 9.000 | GND | L2 | 20.6 | 19.0 | 61.5 | |
| 0.328100 | 40.5 | 1000.0 | 9.000 | GND | L2 | 20.6 | 19.0 | 59.5 | |
| 3.639062 | 44.1 | 1000.0 | 9.000 | GND | L1 | 20.7 | 11.9 | 56.0 | |
| 5.660056 | 44.8 | 1000.0 | 9.000 | GND | L2 | 20.7 | 15.2 | 60.0 | |
| 5.958825 | 45.8 | 1000.0 | 9.000 | GND | L2 | 20.7 | 14.2 | 60.0 | |

Final Result 2

| Frequency (MHz) | CAverage (dBµV) | Meas. Time (ms) | Bandwidth (kHz) | PE | Line | Corr. (dB) | Margin (dB) | Limit (dBµV) | Comment |
|-----------------|-----------------|-----------------|-----------------|-----|------|------------|-------------|--------------|---------|
| 0.182000 | 44.7 | 1000.0 | 9.000 | GND | L2 | 20.6 | 9.7 | 54.4 | |
| 0.257744 | 39.7 | 1000.0 | 9.000 | GND | L2 | 20.6 | 11.8 | 51.5 | |
| 0.328100 | 37.7 | 1000.0 | 9.000 | GND | L2 | 20.6 | 11.8 | 49.5 | |
| 3.639062 | 35.7 | 1000.0 | 9.000 | GND | L1 | 20.7 | 10.3 | 46.0 | |
| 5.660056 | 36.4 | 1000.0 | 9.000 | GND | L2 | 20.7 | 13.6 | 50.0 | |
| 5.958825 | 36.5 | 1000.0 | 9.000 | GND | L2 | 20.7 | 13.5 | 50.0 | |



Cooking element #3



Final Result 1

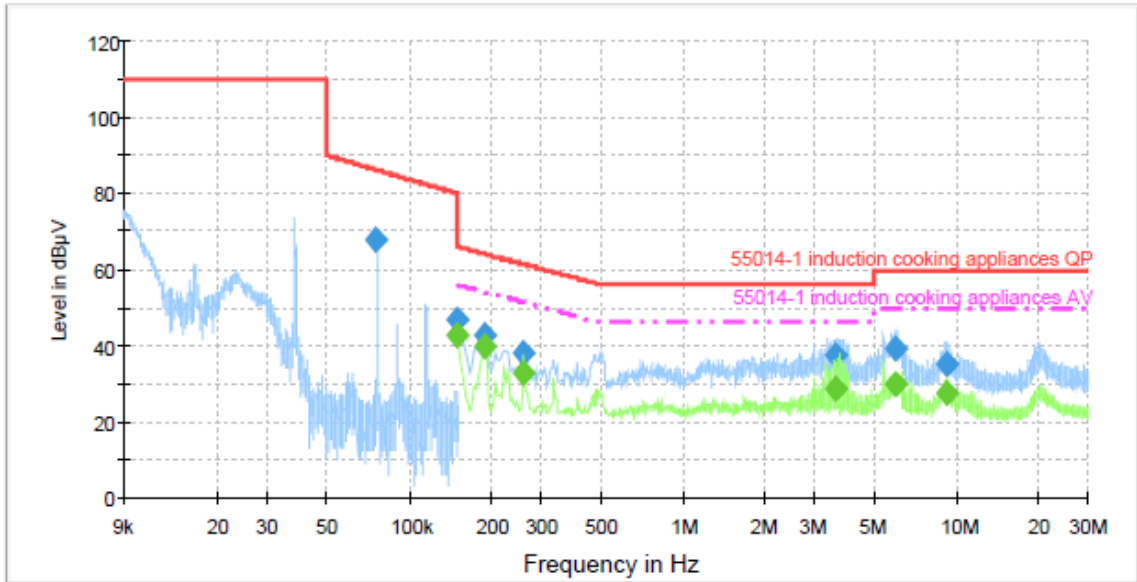
| Frequency (MHz) | QuasiPeak (dBµV) | Meas. Time (ms) | Bandwidth (kHz) | PE | Line | Corr. (dB) | Margin (dB) | Limit (dBµV) | Comment |
|-----------------|------------------|-----------------|-----------------|-----|------|------------|-------------|--------------|---------|
| 0.071379 | 75.4 | 1000.0 | 0.200 | GND | L1 | 20.2 | 11.4 | 86.8 | |
| 0.176700 | 49.2 | 1000.0 | 9.000 | GND | L2 | 20.6 | 15.4 | 64.6 | |
| 0.178000 | 49.4 | 1000.0 | 9.000 | GND | L2 | 20.6 | 15.2 | 64.6 | |
| 0.213744 | 46.8 | 1000.0 | 9.000 | GND | L2 | 20.6 | 16.3 | 63.1 | |
| 0.480275 | 34.2 | 1000.0 | 9.000 | GND | L1 | 20.7 | 22.1 | 56.3 | |
| 3.611600 | 39.0 | 1000.0 | 9.000 | GND | L2 | 20.7 | 17.0 | 56.0 | |
| 6.034525 | 37.7 | 1000.0 | 9.000 | GND | L2 | 20.7 | 22.3 | 60.0 | |

Final Result 2

| Frequency (MHz) | CAverage (dBµV) | Meas. Time (ms) | Bandwidth (kHz) | PE | Line | Corr. (dB) | Margin (dB) | Limit (dBµV) | Comment |
|-----------------|-----------------|-----------------|-----------------|-----|------|------------|-------------|--------------|---------|
| 0.176700 | 45.2 | 1000.0 | 9.000 | GND | L2 | 20.6 | 9.4 | 54.6 | |
| 0.178000 | 45.4 | 1000.0 | 9.000 | GND | L2 | 20.6 | 9.2 | 54.6 | |
| 0.213744 | 43.0 | 1000.0 | 9.000 | GND | L2 | 20.6 | 10.1 | 53.1 | |
| 0.480275 | 23.9 | 1000.0 | 9.000 | GND | L1 | 20.7 | 22.5 | 46.3 | |
| 3.611600 | 32.7 | 1000.0 | 9.000 | GND | L2 | 20.7 | 13.3 | 46.0 | |
| 6.034525 | 27.6 | 1000.0 | 9.000 | GND | L2 | 20.7 | 22.4 | 50.0 | |



Cooking element #4



— 55014-1 induction cooking appliances QP - - - 55014-1 induction cooking appliances AV
— Preview Result 1-PK+ ◆ Final Result 1-QPK
— Preview Result 2-AVG ◆ Final Result 2-CAV

Final Result 1

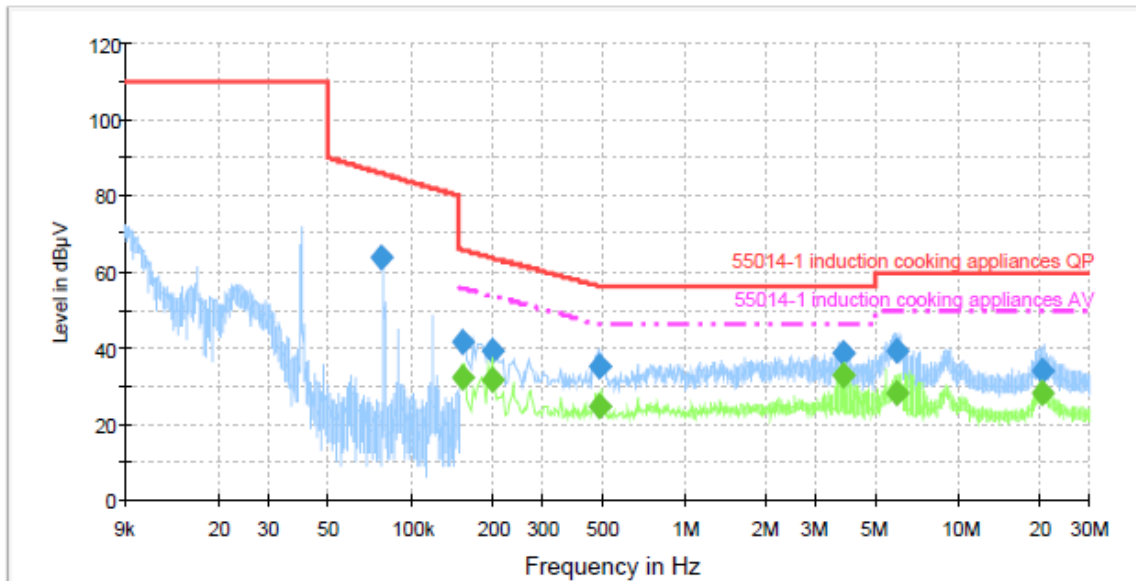
| Frequency (MHz) | QuasiPeak (dBµV) | Meas. Time (ms) | Bandwidth (kHz) | PE | Line | Corr. (dB) | Margin (dB) | Limit (dBµV) | Comment |
|-----------------|------------------|-----------------|-----------------|-----|------|------------|-------------|--------------|---------|
| 0.075151 | 67.7 | 1000.0 | 0.200 | GND | L2 | 20.1 | 18.6 | 86.3 | |
| 0.150000 | 46.7 | 1000.0 | 0.200 | GND | L2 | 20.3 | 33.3 | 80.0 | |
| 0.188555 | 42.8 | 1000.0 | 9.000 | GND | L2 | 20.6 | 21.3 | 64.1 | |
| 0.260985 | 38.2 | 1000.0 | 9.000 | GND | L1 | 20.7 | 23.2 | 61.4 | |
| 3.618525 | 37.6 | 1000.0 | 9.000 | GND | L1 | 20.8 | 18.4 | 56.0 | |
| 5.961481 | 39.2 | 1000.0 | 9.000 | GND | L2 | 20.7 | 20.8 | 60.0 | |
| 9.107731 | 35.0 | 1000.0 | 9.000 | GND | L1 | 20.8 | 25.0 | 60.0 | |

Final Result 2

| Frequency (MHz) | CAverage (dBµV) | Meas. Time (ms) | Bandwidth (kHz) | PE | Line | Corr. (dB) | Margin (dB) | Limit (dBµV) | Comment |
|-----------------|-----------------|-----------------|-----------------|-----|------|------------|-------------|--------------|---------|
| 0.150000 | 42.7 | 1000.0 | 9.000 | GND | L2 | 20.6 | 13.3 | 56.0 | |
| 0.188555 | 39.9 | 1000.0 | 9.000 | GND | L2 | 20.6 | 14.2 | 54.1 | |
| 0.260985 | 32.6 | 1000.0 | 9.000 | GND | L1 | 20.7 | 18.8 | 51.4 | |
| 3.618525 | 29.0 | 1000.0 | 9.000 | GND | L1 | 20.8 | 17.0 | 46.0 | |
| 5.961481 | 29.8 | 1000.0 | 9.000 | GND | L2 | 20.7 | 20.2 | 50.0 | |
| 9.107731 | 27.8 | 1000.0 | 9.000 | GND | L1 | 20.8 | 22.2 | 50.0 | |



Cooking element #5



- 55014-1 induction cooking appliances QP
- - - 55014-1 induction cooking appliances AV
- Preview Result 1-PK+
- Preview Result 2-AVG
- ◆ Final Result 1-QPK
- ◆ Final Result 2-CAV

Final Result 1

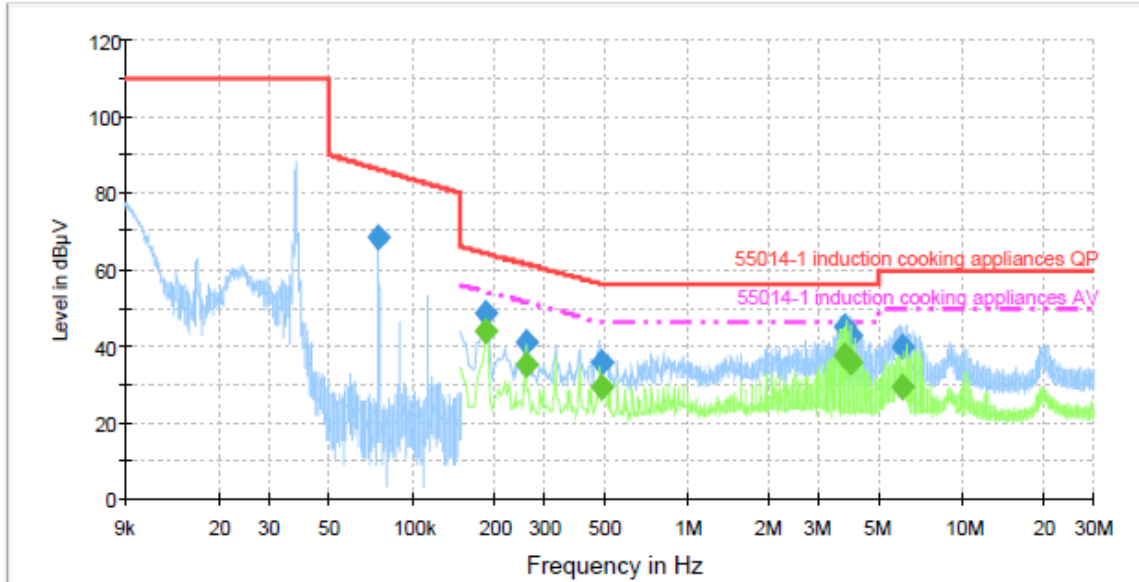
| Frequency (MHz) | QuasiPeak (dBµV) | Meas. Time (ms) | Bandwidth (kHz) | PE | Line | Corr. (dB) | Margin (dB) | Limit (dBµV) | Comment |
|-----------------|------------------|-----------------|-----------------|-----|------|------------|-------------|--------------|---------|
| 0.078447 | 63.9 | 1000.0 | 0.200 | GND | L1 | 20.2 | 22.0 | 85.9 | |
| 0.153506 | 41.6 | 1000.0 | 9.000 | GND | L1 | 20.7 | 24.2 | 65.8 | |
| 0.197858 | 39.5 | 1000.0 | 9.000 | GND | L2 | 20.6 | 24.2 | 63.7 | |
| 0.484812 | 35.1 | 1000.0 | 9.000 | GND | L1 | 20.7 | 21.2 | 56.3 | |
| 3.818969 | 38.4 | 1000.0 | 9.000 | GND | L1 | 20.8 | 17.6 | 56.0 | |
| 5.906588 | 39.2 | 1000.0 | 9.000 | GND | L2 | 20.7 | 20.8 | 60.0 | |
| 20.093306 | 34.1 | 1000.0 | 9.000 | GND | L2 | 20.9 | 25.9 | 60.0 | |

Final Result 2

| Frequency (MHz) | CAverage (dBµV) | Meas. Time (ms) | Bandwidth (kHz) | PE | Line | Corr. (dB) | Margin (dB) | Limit (dBµV) | Comment |
|-----------------|-----------------|-----------------|-----------------|-----|------|------------|-------------|--------------|---------|
| 0.153506 | 31.9 | 1000.0 | 9.000 | GND | L1 | 20.7 | 23.9 | 55.8 | |
| 0.197858 | 31.5 | 1000.0 | 9.000 | GND | L2 | 20.6 | 22.2 | 53.7 | |
| 0.484812 | 24.7 | 1000.0 | 9.000 | GND | L1 | 20.7 | 21.6 | 46.3 | |
| 3.818969 | 32.8 | 1000.0 | 9.000 | GND | L1 | 20.8 | 13.2 | 46.0 | |
| 5.906588 | 28.3 | 1000.0 | 9.000 | GND | L2 | 20.7 | 21.7 | 50.0 | |
| 20.093306 | 27.8 | 1000.0 | 9.000 | GND | L2 | 20.9 | 22.2 | 50.0 | |



AC 240 V / 60 Hz
Cooking element #1



- 55014-1 induction cooking appliances QP
- - - 55014-1 induction cooking appliances AV
- Preview Result 1-PK+
- Preview Result 2-AVG
- ◆ Final Result 1-QPK
- ◆ Final Result 2-CAV

Final Result 1

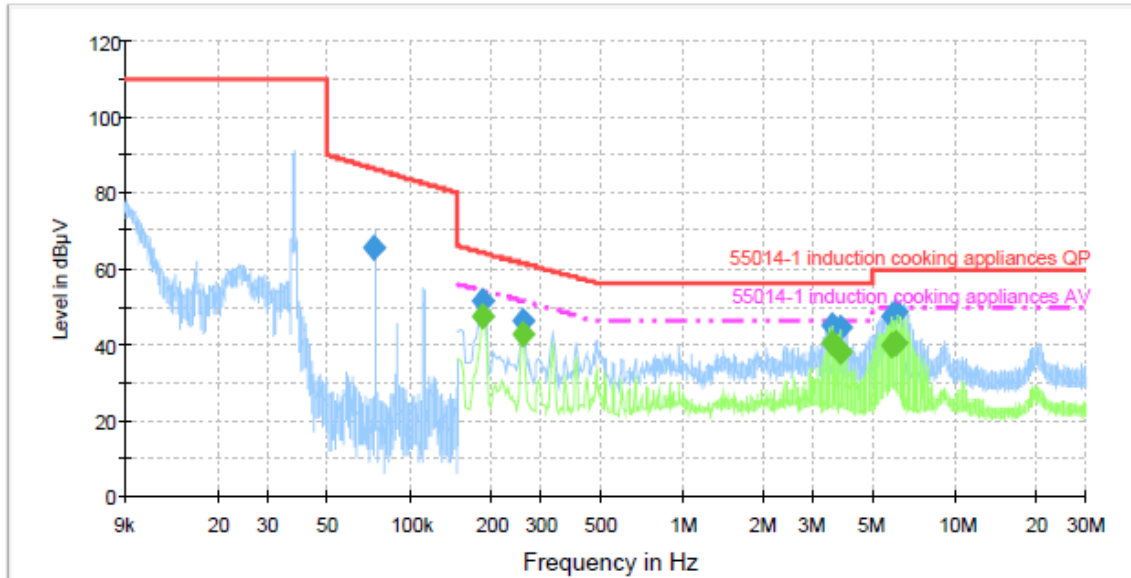
| Frequency (MHz) | QuasiPeak (dBµV) | Meas. Time (ms) | Bandwidth (kHz) | PE | Line | Corr. (dB) | Margin (dB) | Limit (dBµV) | Comment |
|-----------------|------------------|-----------------|-----------------|-----|------|------------|-------------|--------------|---------|
| 0.074604 | 68.7 | 1000.0 | 0.200 | GND | L1 | 20.2 | 17.7 | 86.4 | |
| 0.186000 | 48.7 | 1000.0 | 9.000 | GND | L2 | 20.6 | 15.5 | 64.2 | |
| 0.257862 | 41.1 | 1000.0 | 9.000 | GND | L1 | 20.7 | 20.4 | 61.5 | |
| 0.485081 | 36.0 | 1000.0 | 9.000 | GND | L2 | 20.6 | 20.3 | 56.3 | |
| 3.725119 | 45.0 | 1000.0 | 9.000 | GND | L2 | 20.7 | 11.0 | 56.0 | |
| 3.910369 | 42.7 | 1000.0 | 9.000 | GND | L2 | 20.7 | 13.3 | 56.0 | |
| 6.003869 | 39.6 | 1000.0 | 9.000 | GND | L1 | 20.8 | 20.4 | 60.0 | |

Final Result 2

| Frequency (MHz) | CAverage (dBµV) | Meas. Time (ms) | Bandwidth (kHz) | PE | Line | Corr. (dB) | Margin (dB) | Limit (dBµV) | Comment |
|-----------------|-----------------|-----------------|-----------------|-----|------|------------|-------------|--------------|---------|
| 0.186000 | 43.9 | 1000.0 | 9.000 | GND | L2 | 20.6 | 10.3 | 54.2 | |
| 0.257862 | 35.2 | 1000.0 | 9.000 | GND | L1 | 20.7 | 16.3 | 51.5 | |
| 0.485081 | 29.0 | 1000.0 | 9.000 | GND | L2 | 20.6 | 17.3 | 46.3 | |
| 3.725119 | 37.3 | 1000.0 | 9.000 | GND | L2 | 20.7 | 8.7 | 46.0 | |
| 3.910369 | 35.8 | 1000.0 | 9.000 | GND | L2 | 20.7 | 10.2 | 46.0 | |
| 6.003869 | 29.2 | 1000.0 | 9.000 | GND | L1 | 20.8 | 20.8 | 50.0 | |



Cooking element #2



— 55014-1 induction cooking appliances QP - - - 55014-1 induction cooking appliances AV
— Preview Result 1-PK+ ◆ Final Result 1-QPK
— Preview Result 2-AVG ◆ Final Result 2-CAV

Final Result 1

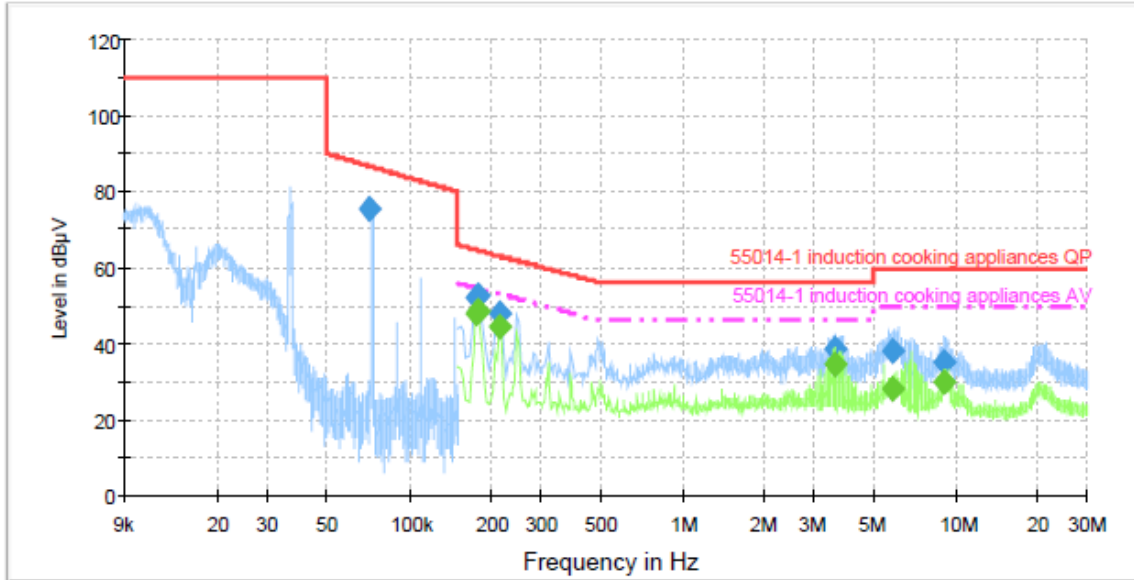
| Frequency (MHz) | QuasiPeak (dBµV) | Meas. Time (ms) | Bandwidth (kHz) | PE | Line | Corr. (dB) | Margin (dB) | Limit (dBµV) | Comment |
|-----------------|------------------|-----------------|-----------------|-----|------|------------|-------------|--------------|---------|
| 0.073935 | 65.5 | 1000.0 | 0.200 | GND | L2 | 20.1 | 20.9 | 86.4 | |
| 0.186000 | 51.6 | 1000.0 | 9.000 | GND | L2 | 20.6 | 12.6 | 64.2 | |
| 0.261206 | 46.1 | 1000.0 | 9.000 | GND | L2 | 20.6 | 15.3 | 61.4 | |
| 3.551631 | 45.3 | 1000.0 | 9.000 | GND | L1 | 20.7 | 10.7 | 56.0 | |
| 3.771775 | 44.6 | 1000.0 | 9.000 | GND | L1 | 20.8 | 11.4 | 56.0 | |
| 5.798650 | 47.2 | 1000.0 | 9.000 | GND | L1 | 20.8 | 12.8 | 60.0 | |
| 6.096881 | 48.6 | 1000.0 | 9.000 | GND | L1 | 20.8 | 11.4 | 60.0 | |

Final Result 2

| Frequency (MHz) | CAverage (dBµV) | Meas. Time (ms) | Bandwidth (kHz) | PE | Line | Corr. (dB) | Margin (dB) | Limit (dBµV) | Comment |
|-----------------|-----------------|-----------------|-----------------|-----|------|------------|-------------|--------------|---------|
| 0.186000 | 47.6 | 1000.0 | 9.000 | GND | L2 | 20.6 | 6.6 | 54.2 | |
| 0.261206 | 42.8 | 1000.0 | 9.000 | GND | L2 | 20.6 | 8.6 | 51.4 | |
| 3.551631 | 40.4 | 1000.0 | 9.000 | GND | L1 | 20.7 | 5.6 | 46.0 | |
| 3.771775 | 38.2 | 1000.0 | 9.000 | GND | L1 | 20.8 | 7.8 | 46.0 | |
| 5.798650 | 39.6 | 1000.0 | 9.000 | GND | L1 | 20.8 | 10.4 | 50.0 | |
| 6.096881 | 40.5 | 1000.0 | 9.000 | GND | L1 | 20.8 | 9.5 | 50.0 | |



Cooking element #3



- 55014-1 induction cooking appliances QP
- - - 55014-1 induction cooking appliances AV
- Preview Result 1-PK+
- Preview Result 2-AVG
- ◆ Final Result 1-QPK
- ◆ Final Result 2-CAV

Final Result 1

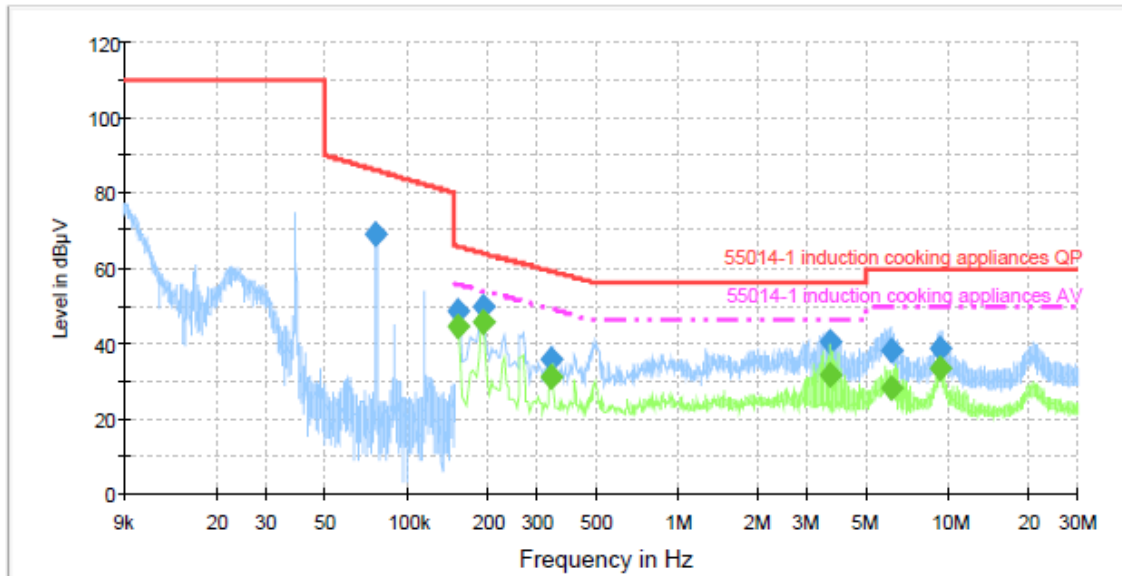
| Frequency (MHz) | QuasiPeak (dBµV) | Meas. Time (ms) | Bandwidth (kHz) | PE | Line | Corr. (dB) | Margin (dB) | Limit (dBµV) | Comment |
|-----------------|------------------|-----------------|-----------------|-----|------|------------|-------------|--------------|---------|
| 0.071591 | 75.5 | 1000.0 | 0.200 | GND | L2 | 20.1 | 11.2 | 86.7 | |
| 0.176431 | 52.3 | 1000.0 | 9.000 | GND | L2 | 20.6 | 12.3 | 64.7 | |
| 0.178000 | 52.8 | 1000.0 | 9.000 | GND | L2 | 20.6 | 11.8 | 64.6 | |
| 0.214012 | 48.3 | 1000.0 | 9.000 | GND | L2 | 20.6 | 14.8 | 63.0 | |
| 3.619331 | 38.6 | 1000.0 | 9.000 | GND | L2 | 20.7 | 17.4 | 56.0 | |
| 5.873544 | 38.3 | 1000.0 | 9.000 | GND | L2 | 20.7 | 21.7 | 60.0 | |
| 9.043494 | 35.3 | 1000.0 | 9.000 | GND | L2 | 20.7 | 24.7 | 60.0 | |

Final Result 2

| Frequency (MHz) | CAverage (dBµV) | Meas. Time (ms) | Bandwidth (kHz) | PE | Line | Corr. (dB) | Margin (dB) | Limit (dBµV) | Comment |
|-----------------|-----------------|-----------------|-----------------|-----|------|------------|-------------|--------------|---------|
| 0.176431 | 48.1 | 1000.0 | 9.000 | GND | L2 | 20.6 | 6.6 | 54.7 | |
| 0.178000 | 48.5 | 1000.0 | 9.000 | GND | L2 | 20.6 | 6.1 | 54.6 | |
| 0.214012 | 44.4 | 1000.0 | 9.000 | GND | L2 | 20.6 | 8.6 | 53.0 | |
| 3.619331 | 34.5 | 1000.0 | 9.000 | GND | L2 | 20.7 | 11.5 | 46.0 | |
| 5.873544 | 28.0 | 1000.0 | 9.000 | GND | L2 | 20.7 | 22.0 | 50.0 | |
| 9.043494 | 30.0 | 1000.0 | 9.000 | GND | L2 | 20.7 | 20.0 | 50.0 | |



Cooking element #4



- 55014-1 induction cooking appliances QP
- Preview Result 1-PK+
- Preview Result 2-AVG
- - - 55014-1 induction cooking appliances AV
- ◆ Final Result 1-QPK
- ◆ Final Result 2-CAV

Final Result 1

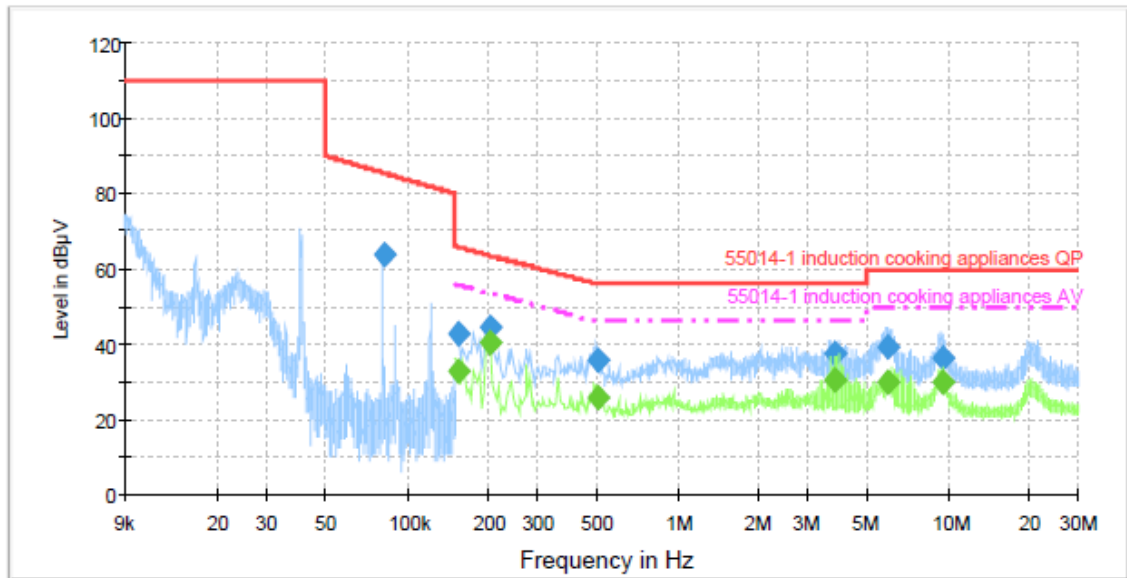
| Frequency (MHz) | QuasiPeak (dBµV) | Meas. Time (ms) | Bandwidth (kHz) | PE | Line | Corr. (dB) | Margin (dB) | Limit (dBµV) | Comment |
|-----------------|------------------|-----------------|-----------------|-----|------|------------|-------------|--------------|---------|
| 0.076296 | 69.2 | 1000.0 | 0.200 | GND | L2 | 20.1 | 17.0 | 86.2 | |
| 0.154000 | 48.6 | 1000.0 | 9.000 | GND | L1 | 20.7 | 17.2 | 65.8 | |
| 0.190839 | 50.0 | 1000.0 | 9.000 | GND | L2 | 20.6 | 14.0 | 64.0 | |
| 0.343294 | 35.7 | 1000.0 | 9.000 | GND | L1 | 20.7 | 23.4 | 59.1 | |
| 3.674762 | 40.4 | 1000.0 | 9.000 | GND | L1 | 20.7 | 15.6 | 56.0 | |
| 6.120044 | 38.2 | 1000.0 | 9.000 | GND | L1 | 20.8 | 21.8 | 60.0 | |
| 9.318294 | 38.5 | 1000.0 | 9.000 | GND | L1 | 20.8 | 21.5 | 60.0 | |

Final Result 2

| Frequency (MHz) | CAverage (dBµV) | Meas. Time (ms) | Bandwidth (kHz) | PE | Line | Corr. (dB) | Margin (dB) | Limit (dBµV) | Comment |
|-----------------|-----------------|-----------------|-----------------|-----|------|------------|-------------|--------------|---------|
| 0.154000 | 44.3 | 1000.0 | 9.000 | GND | L1 | 20.7 | 11.5 | 55.8 | |
| 0.190839 | 45.9 | 1000.0 | 9.000 | GND | L2 | 20.6 | 8.1 | 54.0 | |
| 0.343294 | 31.2 | 1000.0 | 9.000 | GND | L1 | 20.7 | 17.9 | 49.1 | |
| 3.674762 | 31.4 | 1000.0 | 9.000 | GND | L1 | 20.7 | 14.6 | 46.0 | |
| 6.120044 | 27.8 | 1000.0 | 9.000 | GND | L1 | 20.8 | 22.2 | 50.0 | |
| 9.318294 | 33.2 | 1000.0 | 9.000 | GND | L1 | 20.8 | 16.8 | 50.0 | |



Cooking element #5



- 55014-1 induction cooking appliances QP
- - - 55014-1 induction cooking appliances AV
- Preview Result 1-PK+
- Preview Result 2-AVG
- ◆ Final Result 1-QPK
- ◆ Final Result 2-CAV

Final Result 1

| Frequency (MHz) | QuasiPeak (dBµV) | Meas. Time (ms) | Bandwidth (kHz) | PE | Line | Corr. (dB) | Margin (dB) | Limit (dBµV) | Comment |
|-----------------|------------------|-----------------|-----------------|-----|------|------------|-------------|--------------|---------|
| 0.081733 | 64.0 | 1000.0 | 0.200 | GND | L1 | 20.3 | 21.5 | 85.5 | |
| 0.154000 | 42.9 | 1000.0 | 9.000 | GND | L1 | 20.7 | 22.9 | 65.8 | |
| 0.201238 | 44.3 | 1000.0 | 9.000 | GND | L2 | 20.6 | 19.3 | 63.6 | |
| 0.503738 | 35.9 | 1000.0 | 9.000 | GND | L1 | 20.7 | 20.1 | 56.0 | |
| 3.776819 | 37.4 | 1000.0 | 9.000 | GND | L2 | 20.7 | 18.6 | 56.0 | |
| 5.993362 | 39.3 | 1000.0 | 9.000 | GND | L1 | 20.8 | 20.7 | 60.0 | |
| 9.457931 | 36.1 | 1000.0 | 9.000 | GND | L1 | 20.8 | 23.9 | 60.0 | |

Final Result 2

| Frequency (MHz) | CAverage (dBµV) | Meas. Time (ms) | Bandwidth (kHz) | PE | Line | Corr. (dB) | Margin (dB) | Limit (dBµV) | Comment |
|-----------------|-----------------|-----------------|-----------------|-----|------|------------|-------------|--------------|---------|
| 0.154000 | 33.0 | 1000.0 | 9.000 | GND | L1 | 20.7 | 22.8 | 55.8 | |
| 0.201238 | 40.6 | 1000.0 | 9.000 | GND | L2 | 20.6 | 12.9 | 53.6 | |
| 0.503738 | 25.5 | 1000.0 | 9.000 | GND | L1 | 20.7 | 20.5 | 46.0 | |
| 3.776819 | 30.5 | 1000.0 | 9.000 | GND | L2 | 20.7 | 15.5 | 46.0 | |
| 5.993362 | 30.0 | 1000.0 | 9.000 | GND | L1 | 20.8 | 20.0 | 50.0 | |
| 9.457931 | 29.7 | 1000.0 | 9.000 | GND | L1 | 20.8 | 20.3 | 50.0 | |



7. Radiated Emission

7.1 Operating Environment

Temperature : 21.4 °C
Relative Humidity : 61.3 %
Air Pressure : 100.2 kPa

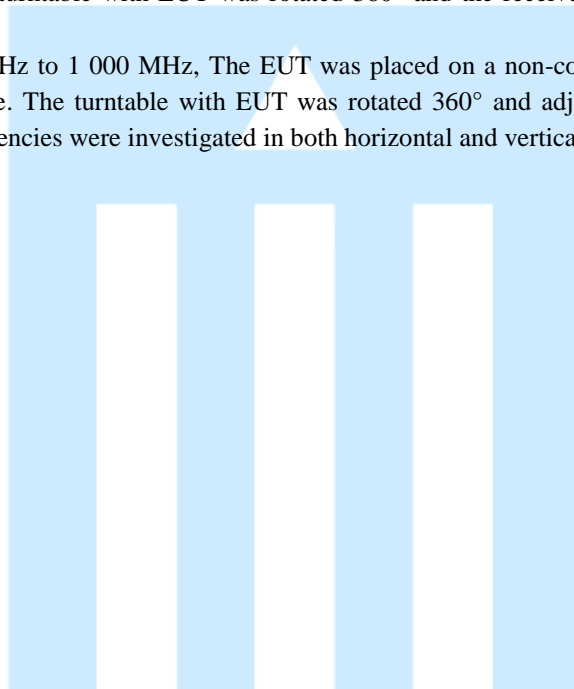
7.2 Test Set-up

The Radiated emission measurements were conducted at the worst test conditions.

The measurements of below 1 GHz were made at 3 m Semi Anechoic Chamber or 10 m Semi Anechoic Chamber (FCC Test Firm Registration No.: 269701) that complies with CISPR 16 / ANSI C63.4.

The frequency range of 9 kHz to 30 MHz, The EUT was placed on a non-conductive turntable approximately 0.8 m above the ground plane. The turntable with EUT was rotated 360° and the receive antenna was fixed 2.0 m on the ground plane.

The frequency range of 30 MHz to 1 000 MHz, The EUT was placed on a non-conductive turntable approximately 0.8 m above the ground plane. The turntable with EUT was rotated 360° and adjusting the receive antenna height from 1.0 m to 4.0 m. All frequencies were investigated in both horizontal and vertical antenna polarity.



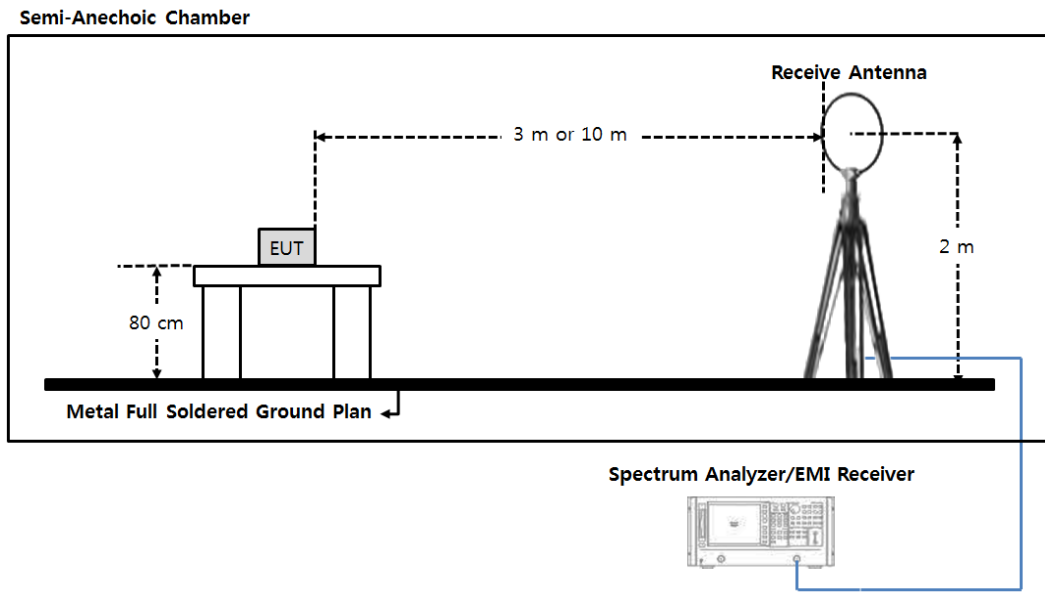


Fig 3. Configurations of Radiated emission test (9 kHz to 30 MHz)

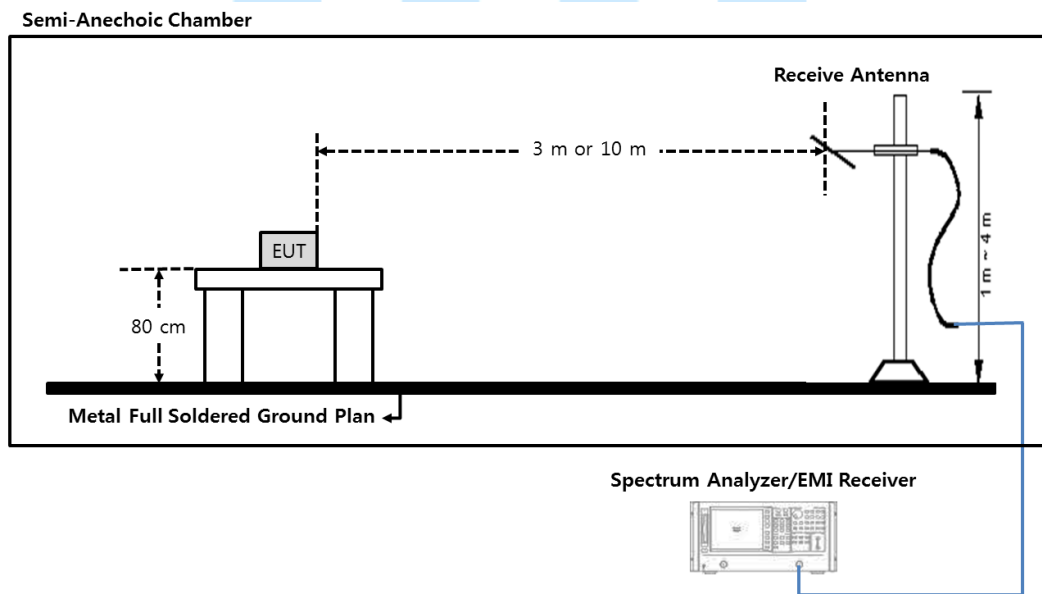


Fig 4. Configurations of Radiated emission test (30 MHz to 1 000 MHz)



7.3 Measurement Uncertainty

The measurement uncertainty was calculated in accordance with ISO “Guide to the expression of uncertainty in measurement”.

The measurement uncertainty was given with a confidence of 95 %.

| Test Items(10 m Anechoic Chamber) | Uncertainty | Remark |
|---|-------------|--|
| Radiated emission (30 MHz ~ 300 MHz, 10 m, Vertical) | 4.77 dB | Confidence level of approximately 95 % ($k = 2$) |
| Radiated emission (30 MHz ~ 300 MHz, 10 m, Horizontal) | 4.79 dB | Confidence level of approximately 95 % ($k = 2$) |
| Radiated emission (300 MHz ~ 1 000 MHz, 10 m, Vertical) | 4.91 dB | Confidence level of approximately 95 % ($k = 2$) |
| Radiated emission (300 MHz ~ 1 000 MHz, 10 m, Horizontal) | 4.90 dB | Confidence level of approximately 95 % ($k = 2$) |
| Radiated emission (1 000 MHz ~ 6 000 MHz, 3 m) | 4.64 dB | Confidence level of approximately 95 % ($k = 2$) |
| Test items (3 m Anechoic Chamber) | Uncertainty | Remark |
| Radiated emission (30 MHz ~ 300 MHz, 3 m, Vertical) | 4.90 dB | Confidence level of approximately 95 % ($k = 2$) |
| Radiated emission (30 MHz ~ 300 MHz, 3 m, Horizontal) | 4.79 dB | Confidence level of approximately 95 % ($k = 2$) |
| Radiated emission (300 MHz ~ 1 000 MHz, 3 m, Vertical) | 6.23 dB | Confidence level of approximately 95 % ($k = 2$) |
| Radiated emission (300 MHz ~ 1 000 MHz, 3 m, Horizontal) | 5.16 dB | Confidence level of approximately 95 % ($k = 2$) |
| Radiated emission (1 GHz ~ 6 GHz, 3 m) | 4.56 dB | Confidence level of approximately 95 % ($k = 2$) |
| Radiated emission (6 GHz ~ 18 GHz, 3 m) | 4.89 dB | Confidence level of approximately 95 % ($k = 2$) |
| Radiated emission (18 GHz ~ 26 GHz, 3 m) | 5.16 dB | Confidence level of approximately 95 % ($k = 2$) |

Where relevant, the following measurement uncertainty levels have been estimated for tests performed on the EUT as specified in CISPR 16-4-2.

The listed uncertainties are the worst case uncertainty for the entire range of measurement. please note that the uncertainty values are provided for informational purposes only are not used in determining the PASS/FAIL results



7.4 Limit

| Equipment | Operating frequency | RF Power generated by equipment (watts) | Field strength limit (uV/m) | Distance (meters) |
|---|-----------------------|---|---|-------------------|
| Any type unless otherwise specified (miscellaneous) | Any ISM frequency | Below 500 | 25 | 300 |
| | | 500 or more | $25 \times \text{SQRT}(\text{power}/500)$ | ¹ 300 |
| | Any non-ISM frequency | Below 500 | 15 | 300 |
| | | 500 or more | $15 \times \text{SQRT}(\text{power}/500)$ | ¹ 300 |
| Industrial heaters and RF stabilized arc welders | On or below 5,725 MHz | Any | 10 | 1,600 |
| | Above 5,725 MHz | Any | ⁽²⁾ | ⁽²⁾ |
| Medical diathermy | Any ISM frequency | Any | 25 | 300 |
| | Any non-ISM frequency | Any | 15 | 300 |
| Ultrasonic | Below 490 kHz | Below 500 | $2,400/\text{F}(\text{kHz})$ | 300 |
| | | 500 or more | $2,400/\text{F}(\text{kHz}) \times \text{SQRT}(\text{power}/500)$ | ³ 300 |
| | 490 to 1,600 kHz | Any | $24,000/\text{F}(\text{kHz})$ | 30 |
| | Above 1,600 kHz | Any | 15 | 30 |
| Induction cooking ranges | Below 90 kHz | Any | 1,500 | ⁴ 30 |
| | On or above 90 kHz | Any | 300 | ⁴ 30 |

Note.

- 1) Field strength may not exceed 10 μV/m at 1600 meters. Consumer equipment operating below 1000 MHz is not permitted the increase in field strength otherwise permitted here for power over 500 watts.
- 2) Reduced to the greatest extent possible.
- 3) Field strength may not exceed 10 μV/m at 1600 meters. Consumer equipment is not permitted the increase in field strength otherwise permitted here for over 500 watts.
- 4) Induction cooking ranges manufactured prior to February 1, 1980, shall be subject to the field strength limits for miscellaneous ISM equipment.

7.5 Test Equipment used

| Model Name | Manufacturer | Description | Serial Number | Calibration Date |
|------------------|-------------------|---------------------|---------------------------|------------------|
| ■ - ESR7 | Rohde & Schwarz | EMI Test Receiver | 101382 | Apr. 03, 2024 |
| ■ - HFH2-Z2 | Rohde & Schwarz | Loop ANT | 100041 | Apr. 15, 2024 |
| ■ - CO3000 | Innco system GmbH | Position Controller | CO3000/779/330 50314/L | N/A |
| ■ - DT3000 | Innco system GmbH | Turntable | 1280314 | N/A |
| □ - MA4000-EP | Innco system GmbH | Antenna Mast | 4420314 | N/A |
| □ - MA4640-XP-ET | Innco system GmbH | Antenna Mast | MA4640/558 | N/A |
| ■ - EMC 32 | Rohde & Schwarz | Software | Ver.10.60.20 | N/A |

All test equipment used is calibrated on a regular basis.



7.6 Test data for Radiated Emission

- Test Date : Oct. 05, 2024
- Measurement Distance : 10 m
- Note : frequency range to be scanned up to 30 MHz, because the frequency band in which the EUT operates less than 1.705 MHz

- Measurement setting

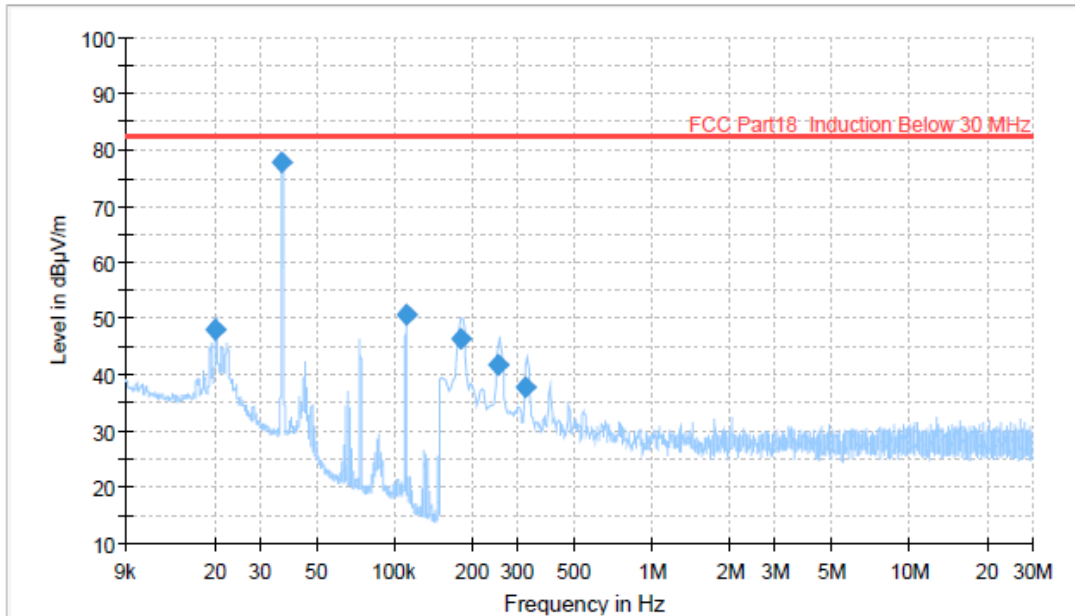
| | | |
|----------------------|-----------------|-------------------|
| Frequency range | 9 kHz ~ 150 kHz | 0.15 MHz ~ 30 MHz |
| Detector mode | Average | Average |
| Resolution bandwidth | 200 Hz | 9 kHz |





-. Measurement Data: Induction mode with WLAN
 [AC 208V, 60 Hz]

Cooking Element #1_H



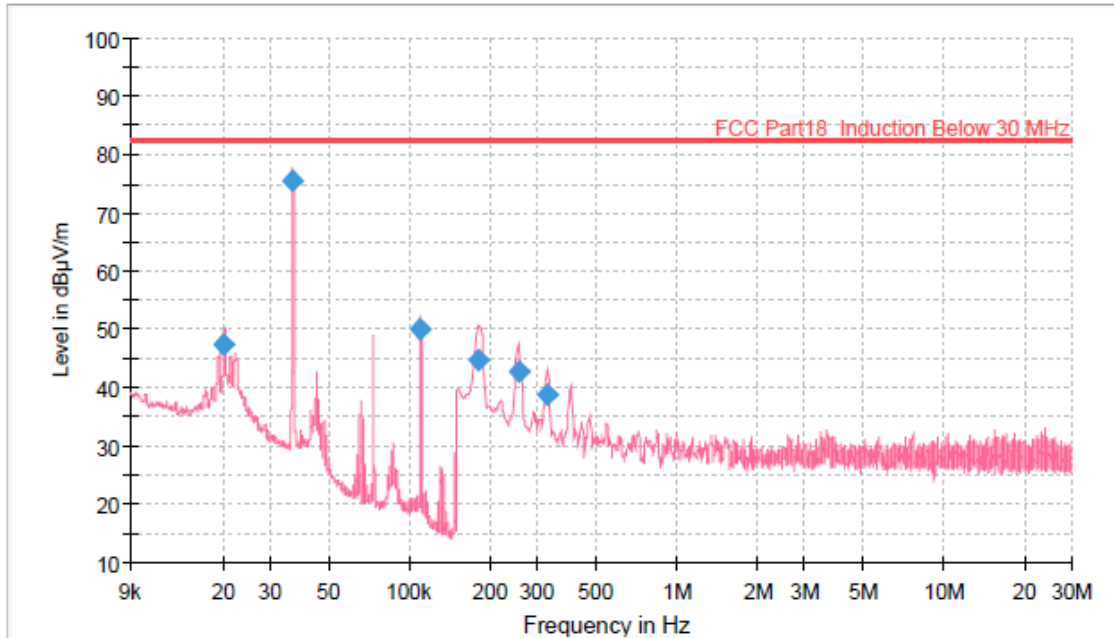
— Preview Result 1H-AVG — FCC Part18_Induction Below 30 MHz ◆ Final_Result AVC

Final Result

| Frequency (MHz) | Average (dBµV/m) | Limit (dBµV/m) | Margin (dB) | Meas. Time (ms) | Bandwidth (kHz) | Pol | Azimuth (deg) | Corr. (dB/m) |
|-----------------|------------------|----------------|-------------|-----------------|-----------------|-----|---------------|--------------|
| 0.020056 | 48.04 | 82.60 | 34.56 | 1000.0 | 0.200 | H | 40.0 | 20.3 |
| 0.036526 | 77.79 | 82.60 | 4.81 | 1000.0 | 0.200 | H | 64.0 | 20.1 |
| 0.110782 | 50.79 | 82.60 | 31.81 | 1000.0 | 0.200 | H | 69.0 | 20.0 |
| 0.182000 | 46.46 | 82.60 | 36.14 | 1000.0 | 9.000 | H | 44.0 | 20.0 |
| 0.253475 | 41.85 | 82.60 | 40.75 | 1000.0 | 9.000 | H | 37.0 | 20.0 |
| 0.324100 | 37.64 | 82.60 | 44.96 | 1000.0 | 9.000 | H | 37.0 | 20.0 |



Cooking Element #1_V



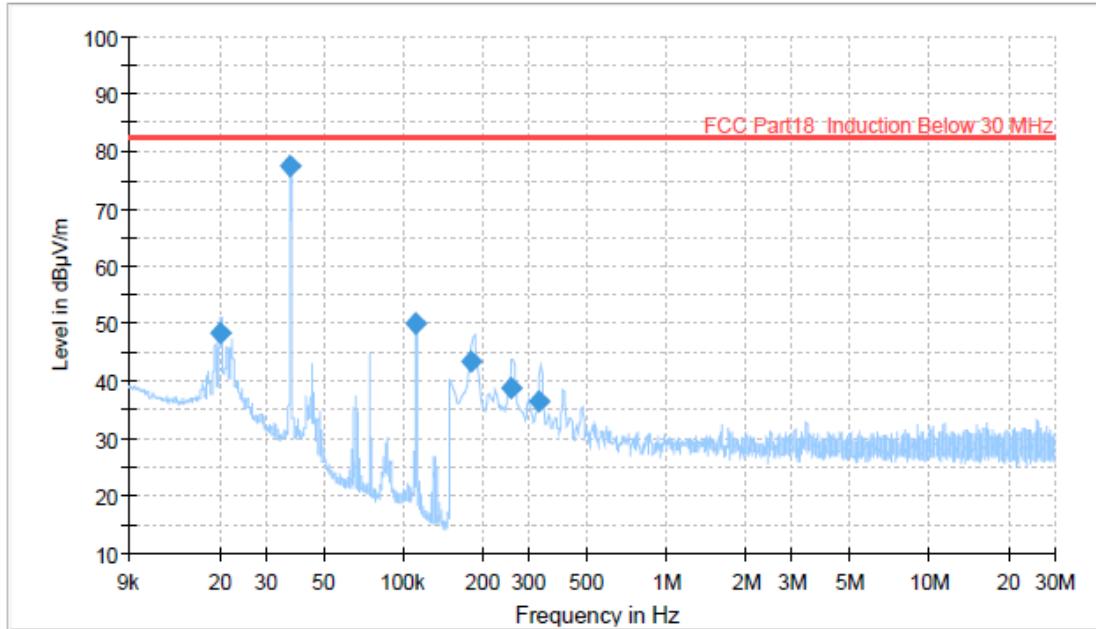
— Preview Result 1V-AVG — FCC Part18_Induction Below 30 MHz ◆ Final_Result AVG

Final Result

| Frequency (MHz) | Average (dBµV/m) | Limit (dBµV/m) | Margin (dB) | Meas. Time (ms) | Bandwidth (kHz) | Pol | Azimuth (deg) | Corr. (dB/m) |
|-----------------|------------------|----------------|-------------|-----------------|-----------------|-----|---------------|--------------|
| 0.020136 | 47.28 | 82.60 | 35.32 | 1000.0 | 0.200 | V | 284.0 | 20.3 |
| 0.036248 | 75.47 | 82.60 | 7.13 | 1000.0 | 0.200 | V | 130.0 | 20.1 |
| 0.108815 | 50.08 | 82.60 | 32.52 | 1000.0 | 0.200 | V | 134.0 | 20.0 |
| 0.182000 | 44.72 | 82.60 | 37.88 | 1000.0 | 9.000 | V | 358.0 | 20.0 |
| 0.254475 | 42.73 | 82.60 | 39.87 | 1000.0 | 9.000 | V | 358.0 | 20.0 |
| 0.329100 | 38.94 | 82.60 | 43.66 | 1000.0 | 9.000 | V | 358.0 | 20.0 |



Cooking Element #2_H



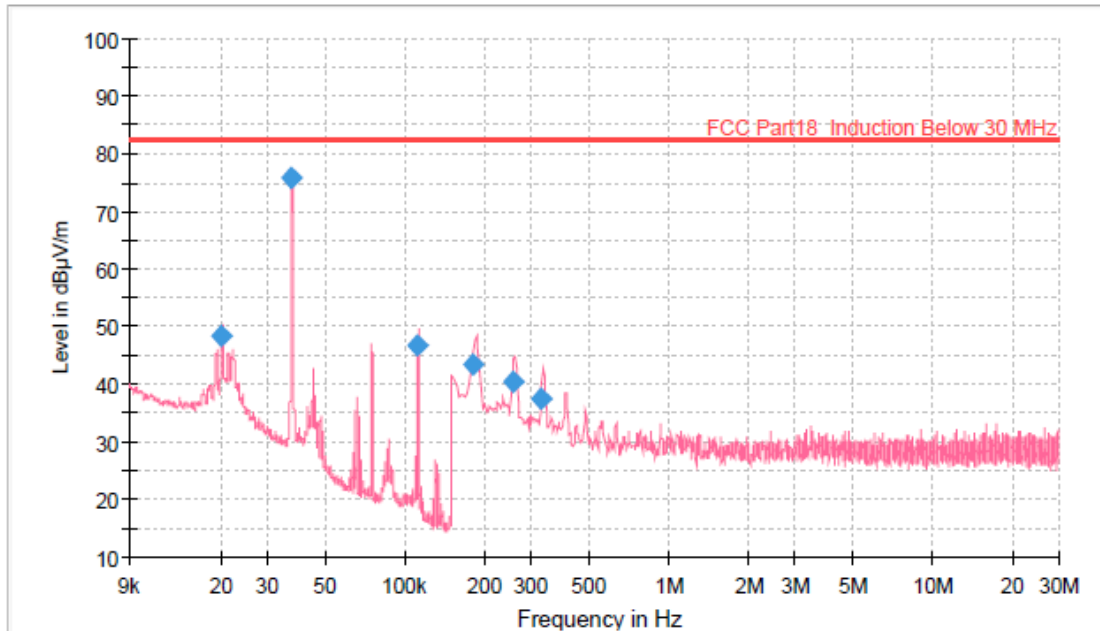
— Preview Result 1H-AVG — FCC Part18_Induction Below 30 MHz ◆ Final_Result AVC

Final Result

| Frequency (MHz) | Average (dBµV/m) | Limit (dBµV/m) | Margin (dB) | Meas. Time (ms) | Bandwidth (kHz) | Pol | Azimuth (deg) | Corr. (dB/m) |
|-----------------|------------------|----------------|-------------|-----------------|-----------------|-----|---------------|--------------|
| 0.020146 | 48.38 | 82.60 | 34.22 | 1000.0 | 0.200 | H | 185.0 | 20.3 |
| 0.037099 | 77.35 | 82.60 | 5.25 | 1000.0 | 0.200 | H | 67.0 | 20.1 |
| 0.110860 | 50.10 | 82.60 | 32.50 | 1000.0 | 0.200 | H | 97.0 | 20.0 |
| 0.182000 | 43.58 | 82.60 | 39.02 | 1000.0 | 9.000 | H | 71.0 | 20.0 |
| 0.255445 | 38.81 | 82.60 | 43.79 | 1000.0 | 9.000 | H | 22.0 | 20.0 |
| 0.330070 | 36.32 | 82.60 | 46.28 | 1000.0 | 9.000 | H | 34.0 | 20.0 |



Cooking Element #2_V



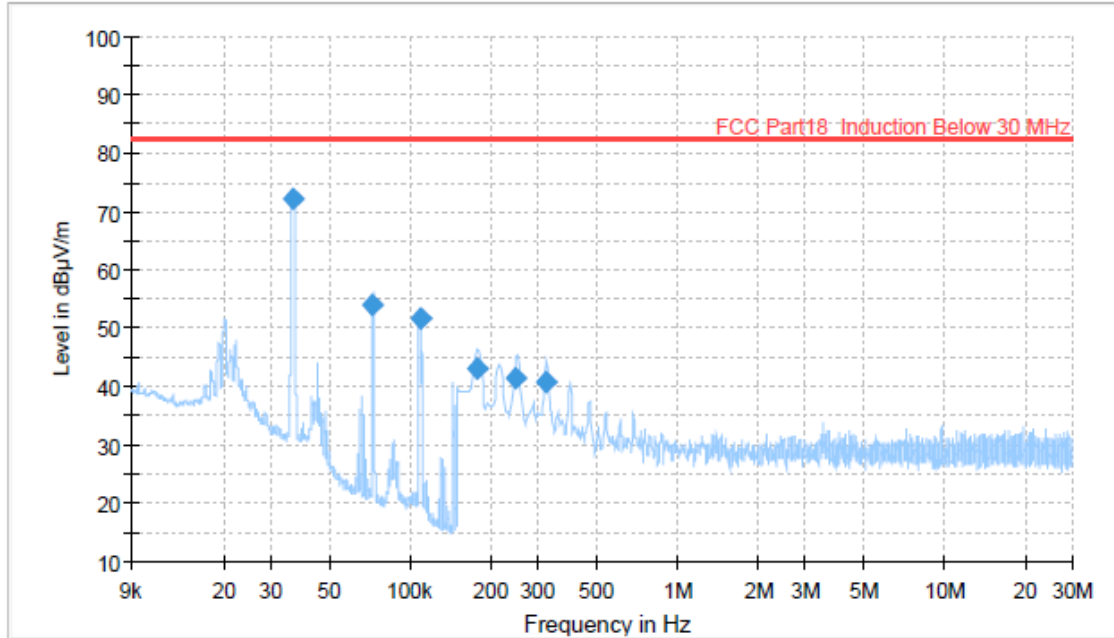
— Preview Result 1V-AVG — FCC Part18_Induction Below 30 MHz ◆ Final_Result AVG

Final Result

| Frequency (MHz) | Average (dBµV/m) | Limit (dBµV/m) | Margin (dB) | Meas. Time (ms) | Bandwidth (kHz) | Pol | Azimuth (deg) | Corr. (dB/m) |
|-----------------|------------------|----------------|-------------|-----------------|-----------------|-----|---------------|--------------|
| 0.020108 | 48.24 | 82.60 | 34.36 | 1000.0 | 0.200 | V | 308.0 | 20.3 |
| 0.036717 | 75.70 | 82.60 | 6.90 | 1000.0 | 0.200 | V | 153.0 | 20.1 |
| 0.111264 | 46.76 | 82.60 | 35.84 | 1000.0 | 0.200 | V | 153.0 | 20.0 |
| 0.182000 | 43.39 | 82.60 | 39.21 | 1000.0 | 9.000 | V | 134.0 | 20.0 |
| 0.256460 | 40.48 | 82.60 | 42.12 | 1000.0 | 9.000 | V | 129.0 | 20.0 |
| 0.330070 | 37.36 | 82.60 | 45.24 | 1000.0 | 9.000 | V | 141.0 | 20.0 |



Cooking Element #3_H

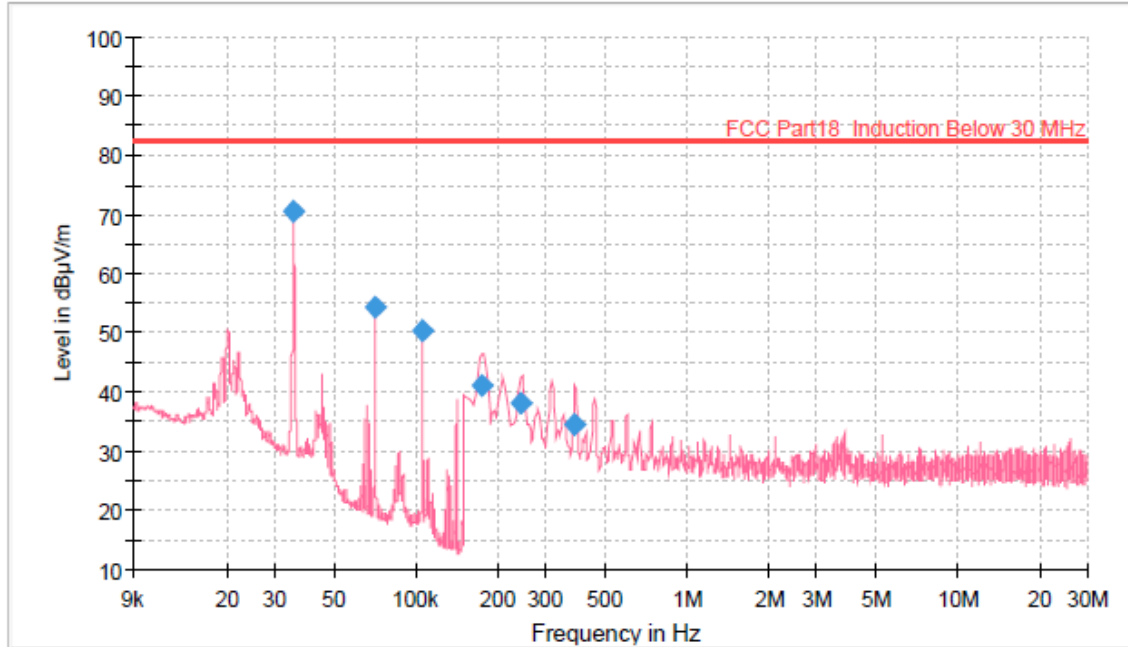


Final Result

| Frequency (MHz) | Average (dBµV/m) | Limit (dBµV/m) | Margin (dB) | Meas. Time (ms) | Bandwidth (kHz) | Pol | Azimuth (deg) | Corr. (dB/m) |
|-----------------|------------------|----------------|-------------|-----------------|-----------------|-----|---------------|--------------|
| 0.036439 | 72.05 | 82.60 | 10.55 | 1000.0 | 0.200 | H | 188.0 | 20.1 |
| 0.071577 | 54.06 | 82.60 | 28.54 | 1000.0 | 0.200 | H | 115.0 | 20.0 |
| 0.109786 | 51.61 | 82.60 | 30.99 | 1000.0 | 0.200 | H | 136.0 | 20.0 |
| 0.178000 | 43.19 | 82.60 | 39.41 | 1000.0 | 9.000 | H | 104.0 | 20.0 |
| 0.246490 | 41.43 | 82.60 | 41.17 | 1000.0 | 9.000 | H | 136.0 | 20.0 |
| 0.322130 | 40.93 | 82.60 | 41.67 | 1000.0 | 9.000 | H | 124.0 | 20.0 |



Cooking Element #3_V



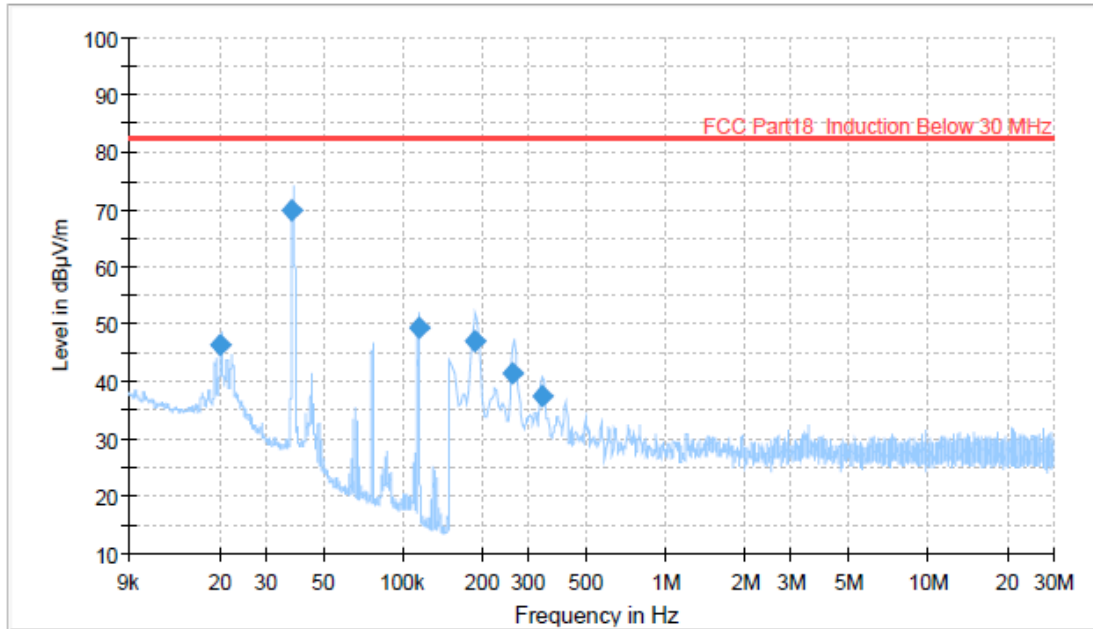
— Preview Result 1V-AVG — FCC Part18_Induction Below 30 MHz ◆ Final_Result AVC

Final Result

| Frequency (MHz) | Average (dBµV/m) | Limit (dBµV/m) | Margin (dB) | Meas. Time (ms) | Bandwidth (kHz) | Pol | Azimuth (deg) | Corr. (dB/m) |
|-----------------|------------------|----------------|-------------|-----------------|-----------------|-----|---------------|--------------|
| 0.035092 | 70.43 | 82.60 | 12.17 | 1000.0 | 0.200 | V | 150.0 | 20.1 |
| 0.070126 | 54.24 | 82.60 | 28.36 | 1000.0 | 0.200 | V | 24.0 | 20.0 |
| 0.105187 | 50.53 | 82.60 | 32.07 | 1000.0 | 0.200 | V | 179.0 | 20.0 |
| 0.174000 | 41.16 | 82.60 | 41.44 | 1000.0 | 9.000 | V | 0.0 | 20.0 |
| 0.244520 | 38.19 | 82.60 | 44.41 | 1000.0 | 9.000 | V | 220.0 | 20.0 |
| 0.384815 | 34.45 | 82.60 | 48.15 | 1000.0 | 9.000 | V | 0.0 | 20.0 |



Cooking Element #4_H



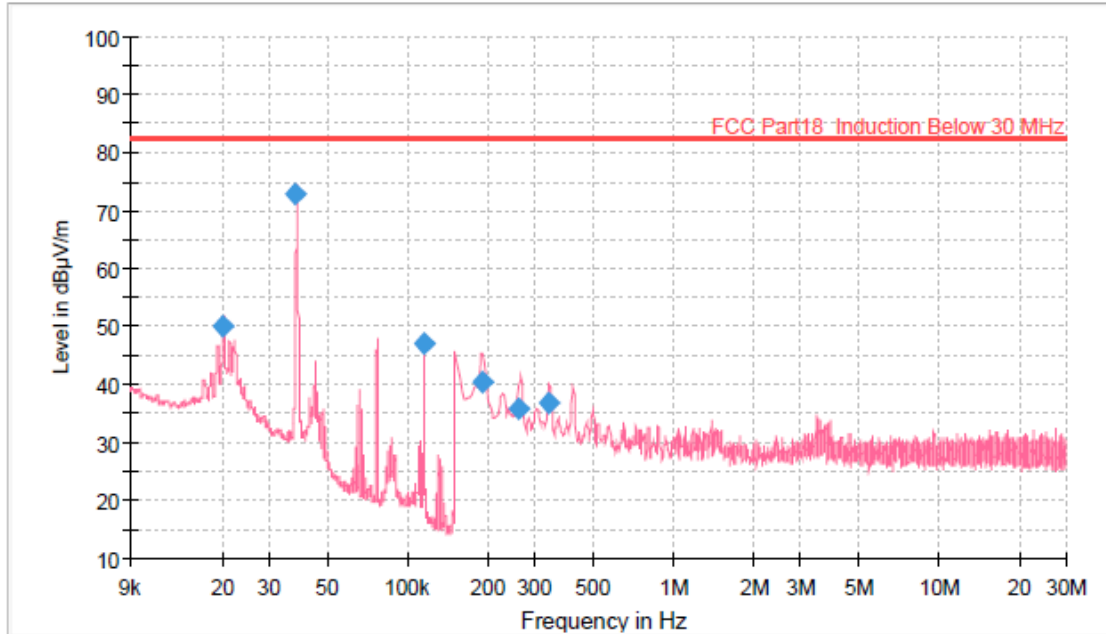
— Preview Result 1H-AVG — FCC Part18_Induction Below 30 MHz ◆ Final_Result AVC

Final Result

| Frequency (MHz) | Average (dBµV/m) | Limit (dBµV/m) | Margin (dB) | Meas. Time (ms) | Bandwidth (kHz) | Pol | Azimuth (deg) | Corr. (dB/m) |
|-----------------|------------------|----------------|-------------|-----------------|-----------------|-----|---------------|--------------|
| 0.020122 | 46.30 | 82.60 | 36.30 | 1000.0 | 0.200 | H | 247.0 | 20.3 |
| 0.037469 | 69.76 | 82.60 | 12.84 | 1000.0 | 0.200 | H | 206.0 | 20.1 |
| 0.114851 | 49.46 | 82.60 | 33.14 | 1000.0 | 0.200 | H | 201.0 | 20.0 |
| 0.186000 | 46.99 | 82.60 | 35.61 | 1000.0 | 9.000 | H | 221.0 | 20.0 |
| 0.261415 | 41.32 | 82.60 | 41.28 | 1000.0 | 9.000 | H | 197.0 | 20.0 |
| 0.337055 | 37.33 | 82.60 | 45.27 | 1000.0 | 9.000 | H | 197.0 | 20.0 |



Cooking Element #4_V



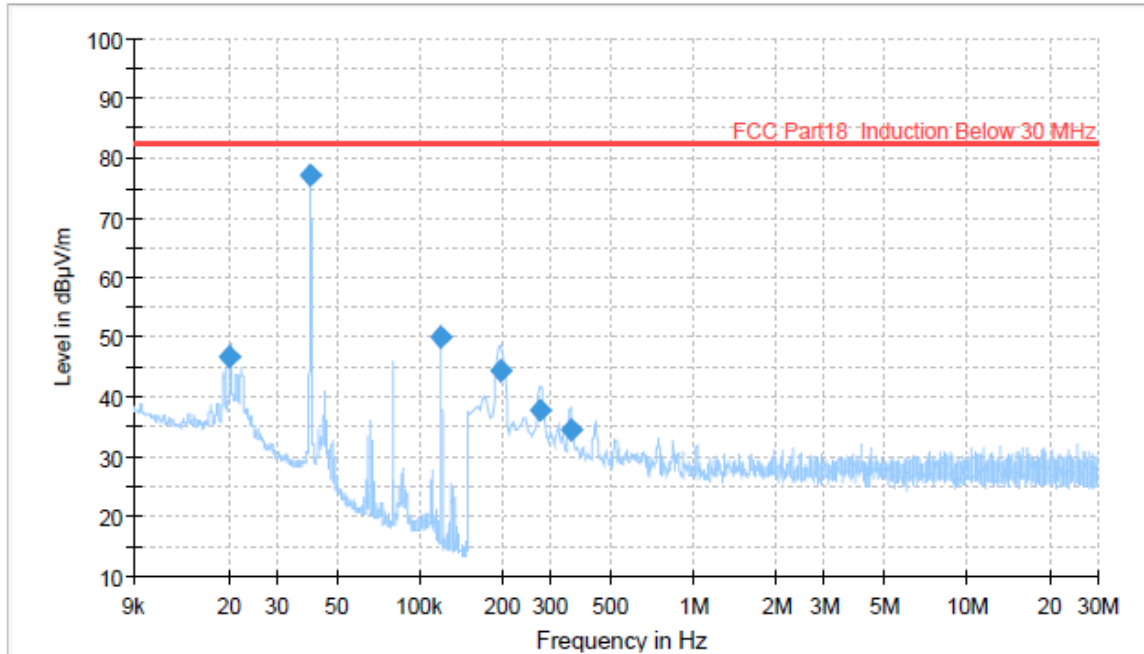
— Preview Result 1V-AVG — FCC Part18_Induction Below 30 MHz ◆ Final_Result AVC

Final Result

| Frequency (MHz) | Average (dBµV/m) | Limit (dBµV/m) | Margin (dB) | Meas. Time (ms) | Bandwidth (kHz) | Pol | Azimuth (deg) | Corr. (dB/m) |
|-----------------|------------------|----------------|-------------|-----------------|-----------------|-----|---------------|--------------|
| 0.020108 | 50.15 | 82.60 | 32.45 | 1000.0 | 0.200 | V | 0.0 | 20.3 |
| 0.037587 | 73.01 | 82.60 | 9.59 | 1000.0 | 0.200 | V | 95.0 | 20.1 |
| 0.114781 | 47.01 | 82.60 | 35.59 | 1000.0 | 0.200 | V | 95.0 | 20.0 |
| 0.190000 | 40.28 | 82.60 | 42.32 | 1000.0 | 9.000 | V | 66.0 | 20.0 |
| 0.261415 | 35.78 | 82.60 | 46.82 | 1000.0 | 9.000 | V | 142.0 | 20.0 |
| 0.341040 | 36.74 | 82.60 | 45.86 | 1000.0 | 9.000 | V | 304.0 | 20.0 |



Cooking Element #5_H



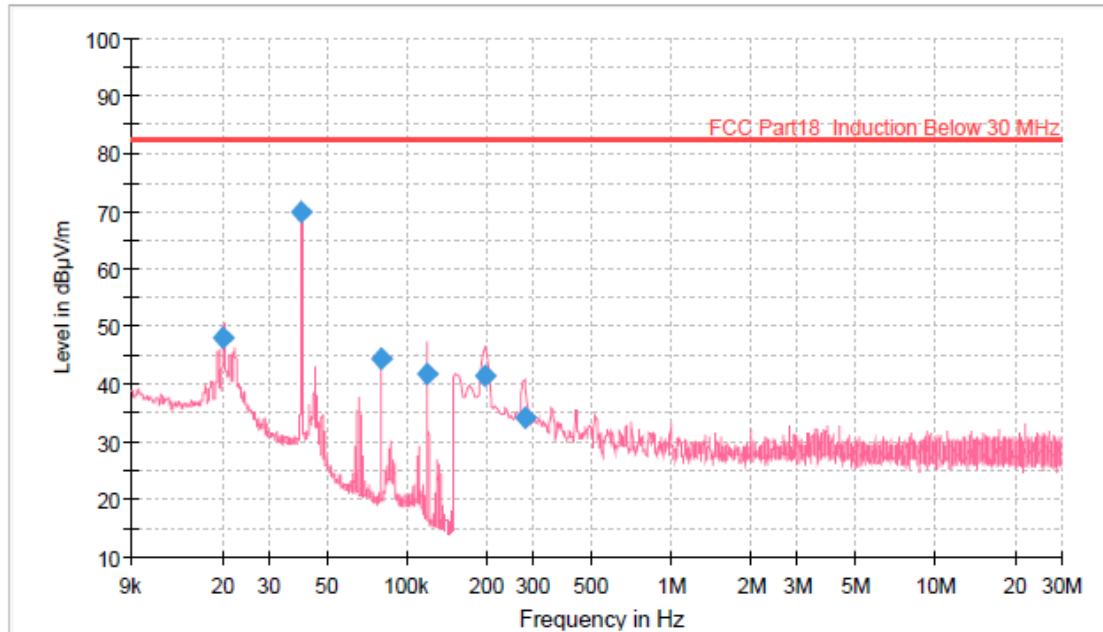
— Preview Result 1H-AVG — FCC Part18_Induction Below 30 MHz ◆ Final_Result AVC

Final Result

| Frequency (MHz) | Average (dBµV/m) | Limit (dBµV/m) | Margin (dB) | Meas. Time (ms) | Bandwidth (kHz) | Pol | Azimuth (deg) | Corr. (dB/m) |
|-----------------|------------------|----------------|-------------|-----------------|-----------------|-----|---------------|--------------|
| 0.020122 | 46.64 | 82.60 | 35.96 | 1000.0 | 0.200 | H | 161.0 | 20.3 |
| 0.039420 | 77.22 | 82.60 | 5.38 | 1000.0 | 0.200 | H | 174.0 | 20.1 |
| 0.118615 | 50.20 | 82.60 | 32.40 | 1000.0 | 0.200 | H | 149.0 | 20.0 |
| 0.196760 | 44.42 | 82.60 | 38.18 | 1000.0 | 9.000 | H | 182.0 | 20.0 |
| 0.275370 | 37.94 | 82.60 | 44.66 | 1000.0 | 9.000 | H | 191.0 | 20.0 |
| 0.355965 | 34.51 | 82.60 | 48.09 | 1000.0 | 9.000 | H | 145.0 | 20.0 |



Cooking Element #5_V



— Preview Result 1V-AVG — FCC Part18_Induction Below 30 MHz ◆ Final_Result AVC

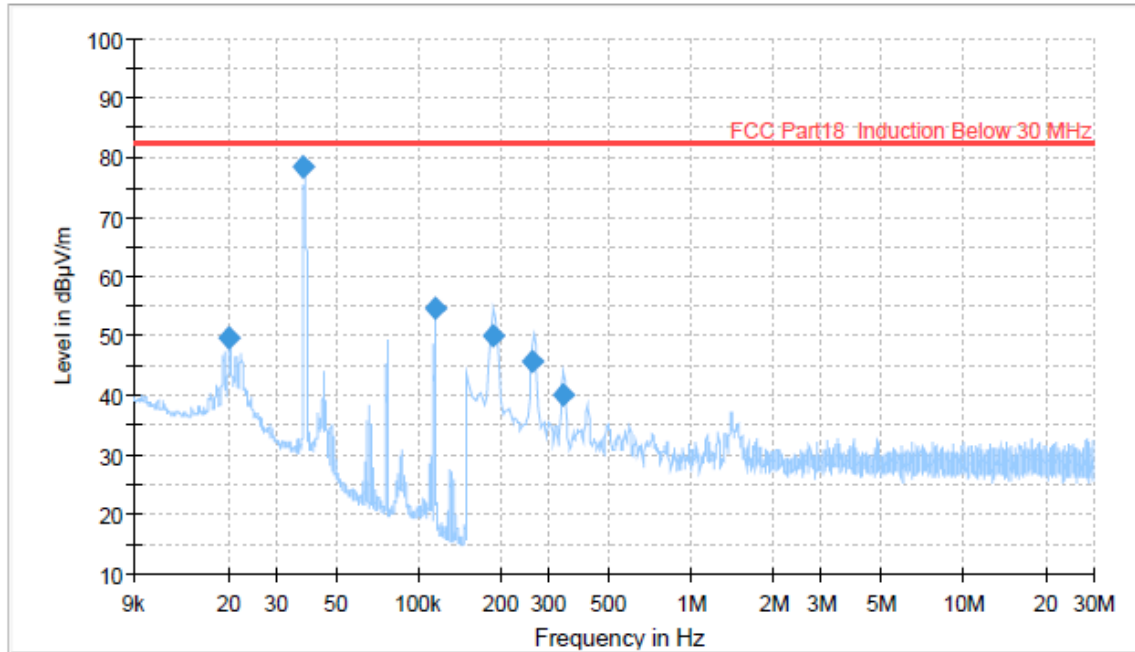
Final Result

| Frequency (MHz) | Average (dBµV/m) | Limit (dBµV/m) | Margin (dB) | Meas. Time (ms) | Bandwidth (kHz) | Pol | Azimuth (deg) | Corr. (dB/m) |
|-----------------|------------------|----------------|-------------|-----------------|-----------------|-----|---------------|--------------|
| 0.020056 | 48.05 | 82.60 | 34.55 | 1000.0 | 0.200 | V | 230.0 | 20.3 |
| 0.039613 | 69.96 | 82.60 | 12.64 | 1000.0 | 0.200 | V | 78.0 | 20.1 |
| 0.079300 | 44.29 | 82.60 | 38.31 | 1000.0 | 0.200 | V | 33.0 | 20.0 |
| 0.118671 | 41.60 | 82.60 | 41.00 | 1000.0 | 0.200 | V | 78.0 | 20.0 |
| 0.196760 | 41.35 | 82.60 | 41.25 | 1000.0 | 9.000 | V | 117.0 | 20.0 |
| 0.277355 | 34.09 | 82.60 | 48.51 | 1000.0 | 9.000 | V | 142.0 | 20.0 |



[AC 240V, 60 Hz]

Cooking Element #1_H



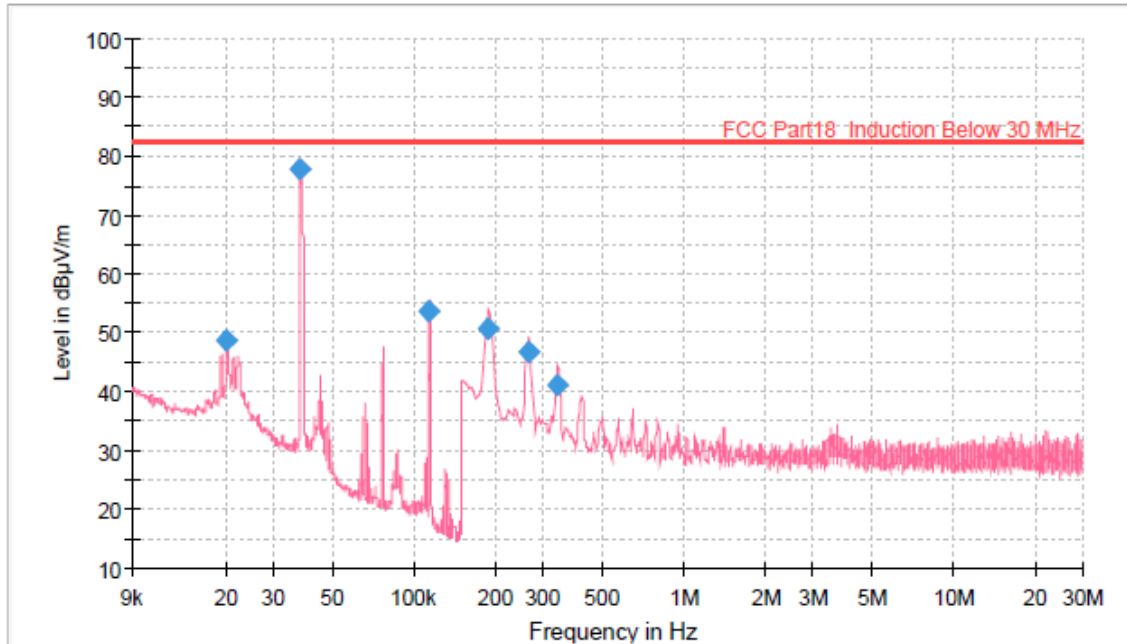
— Preview Result 1H-AVG — FCC Part18 Induction Below 30 MHz ◆ Final_Result AVC

Final Result

| Frequency (MHz) | Average (dBµV/m) | Limit (dBµV/m) | Margin (dB) | Meas. Time (ms) | Bandwidth (kHz) | Pol | Azimuth (deg) | Corr. (dB/m) |
|-----------------|------------------|----------------|-------------|-----------------|-----------------|-----|---------------|--------------|
| 0.020136 | 49.85 | 82.60 | 32.75 | 1000.0 | 0.200 | H | 182.0 | 20.3 |
| 0.037926 | 78.52 | 82.60 | 4.08 | 1000.0 | 0.200 | H | 50.0 | 20.1 |
| 0.114809 | 54.81 | 82.60 | 27.79 | 1000.0 | 0.200 | H | 54.0 | 20.0 |
| 0.186000 | 49.99 | 82.60 | 32.61 | 1000.0 | 9.000 | H | 60.0 | 20.0 |
| 0.262430 | 45.70 | 82.60 | 36.90 | 1000.0 | 9.000 | H | 60.0 | 20.0 |
| 0.336040 | 40.14 | 82.60 | 42.46 | 1000.0 | 9.000 | H | 60.0 | 20.0 |



Cooking Element #1_V



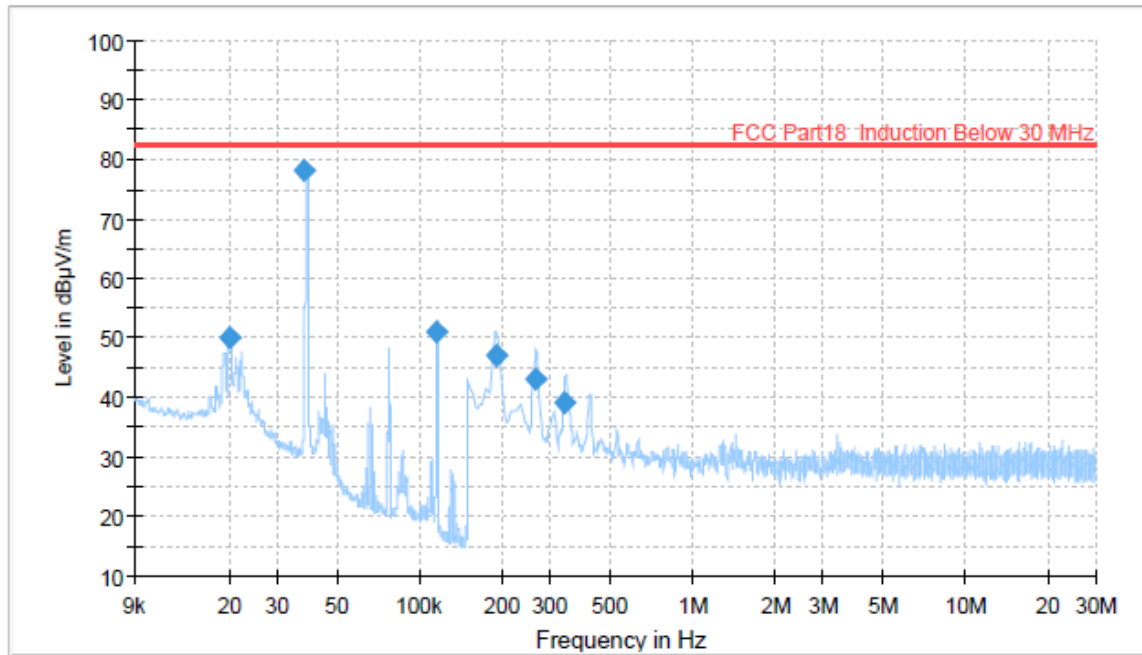
— Preview Result 1V-AVG — FCC Part18_Induction Below 30 MHz ◆ Final_Result AVG

Final Result

| Frequency (MHz) | Average (dBµV/m) | Limit (dBµV/m) | Margin (dB) | Meas. Time (ms) | Bandwidth (kHz) | Pol | Azimuth (deg) | Corr. (dB/m) |
|-----------------|------------------|----------------|-------------|-----------------|-----------------|-----|---------------|--------------|
| 0.020188 | 48.88 | 82.60 | 33.72 | 1000.0 | 0.200 | V | 190.0 | 20.3 |
| 0.037488 | 77.99 | 82.60 | 4.61 | 1000.0 | 0.200 | V | 148.0 | 20.1 |
| 0.113816 | 53.54 | 82.60 | 29.06 | 1000.0 | 0.200 | V | 0.0 | 20.0 |
| 0.186000 | 50.58 | 82.60 | 32.02 | 1000.0 | 9.000 | V | 335.0 | 20.0 |
| 0.266415 | 46.64 | 82.60 | 35.96 | 1000.0 | 9.000 | V | 335.0 | 20.0 |
| 0.341040 | 41.08 | 82.60 | 41.52 | 1000.0 | 9.000 | V | 335.0 | 20.0 |



Cooking Element #2_H



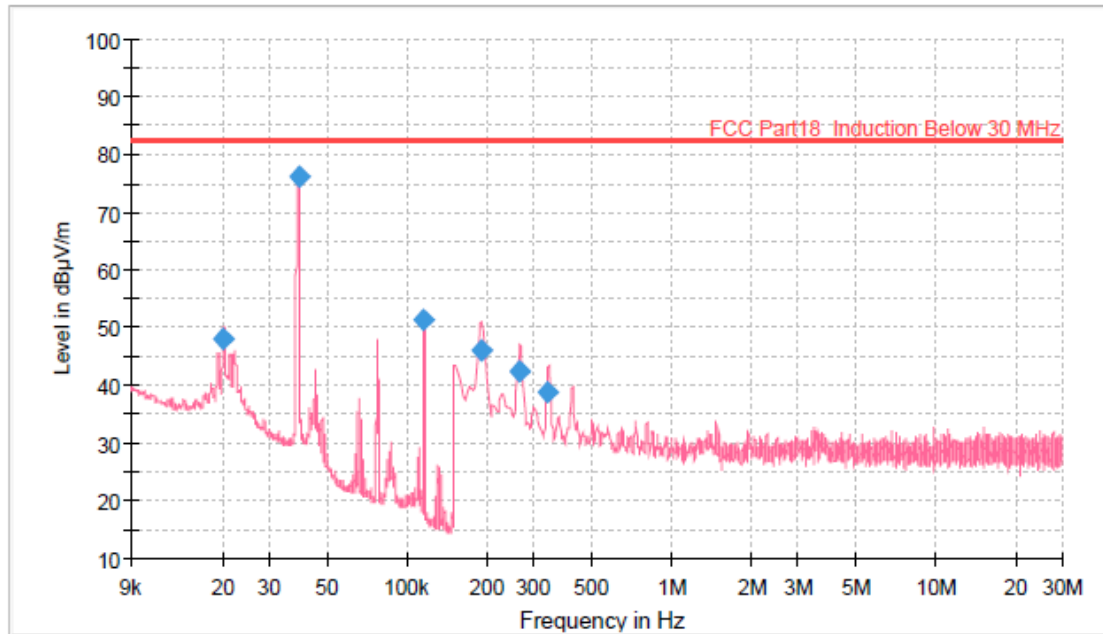
— Preview Result 1H-AVG — FCC Part18_Induction Below 30 MHz ◆ Final_Result AVC

Final Result

| Frequency (MHz) | Average (dBµV/m) | Limit (dBµV/m) | Margin (dB) | Meas. Time (ms) | Bandwidth (kHz) | Pol | Azimuth (deg) | Corr. (dB/m) |
|-----------------|------------------|----------------|-------------|-----------------|-----------------|-----|---------------|--------------|
| 0.020010 | 49.99 | 82.60 | 32.61 | 1000.0 | 0.200 | H | 272.0 | 20.3 |
| 0.037690 | 78.20 | 82.60 | 4.40 | 1000.0 | 0.200 | H | 78.0 | 20.1 |
| 0.115014 | 51.07 | 82.60 | 31.53 | 1000.0 | 0.200 | H | 25.0 | 20.0 |
| 0.190000 | 47.08 | 82.60 | 35.52 | 1000.0 | 9.000 | H | 44.0 | 20.0 |
| 0.265415 | 42.93 | 82.60 | 39.67 | 1000.0 | 9.000 | H | 44.0 | 20.0 |
| 0.339025 | 39.13 | 82.60 | 43.47 | 1000.0 | 9.000 | H | 44.0 | 20.0 |



Cooking Element #2_V



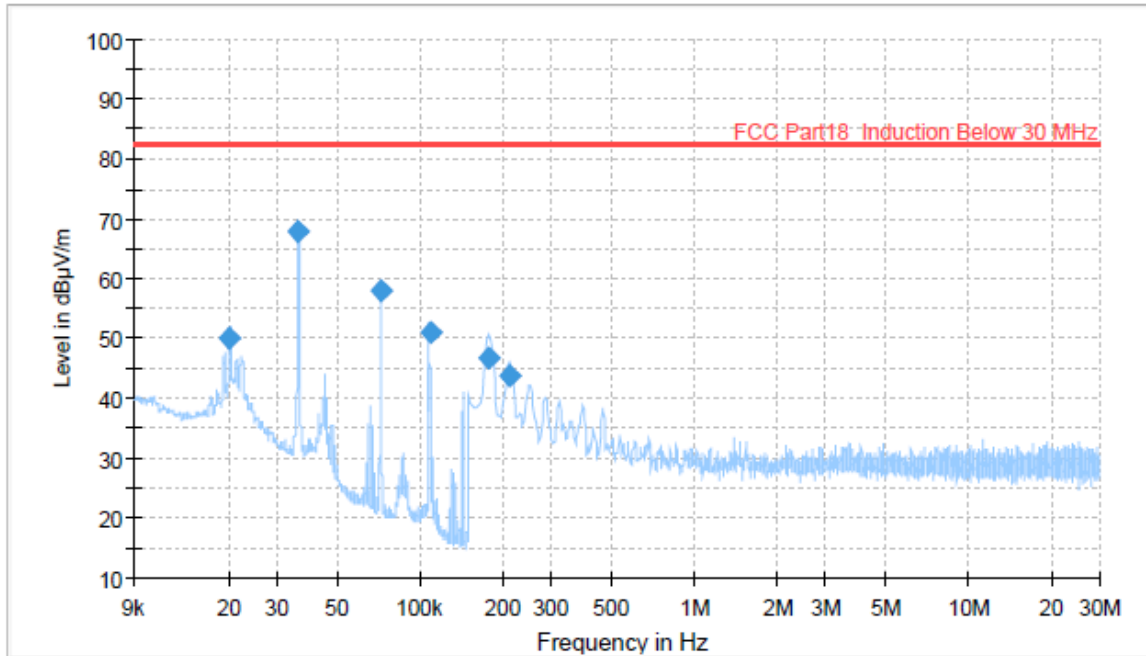
— Preview Result 1V-AVG — FCC Part18_Induction Below 30 MHz ◆ Final_Result AVG

Final Result

| Frequency (MHz) | Average (dBµV/m) | Limit (dBµV/m) | Margin (dB) | Meas. Time (ms) | Bandwidth (kHz) | Pol | Azimuth (deg) | Corr. (dB/m) |
|-----------------|------------------|----------------|-------------|-----------------|-----------------|-----|---------------|--------------|
| 0.020056 | 47.98 | 82.60 | 34.62 | 1000.0 | 0.200 | V | 119.0 | 20.3 |
| 0.039092 | 76.26 | 82.60 | 6.34 | 1000.0 | 0.200 | V | 156.0 | 20.1 |
| 0.114948 | 51.37 | 82.60 | 31.23 | 1000.0 | 0.200 | V | 119.0 | 20.0 |
| 0.190000 | 46.14 | 82.60 | 36.46 | 1000.0 | 9.000 | V | 119.0 | 20.0 |
| 0.265415 | 42.38 | 82.60 | 40.22 | 1000.0 | 9.000 | V | 119.0 | 20.0 |
| 0.339025 | 38.94 | 82.60 | 43.66 | 1000.0 | 9.000 | V | 119.0 | 20.0 |



Cooking Element #3_H



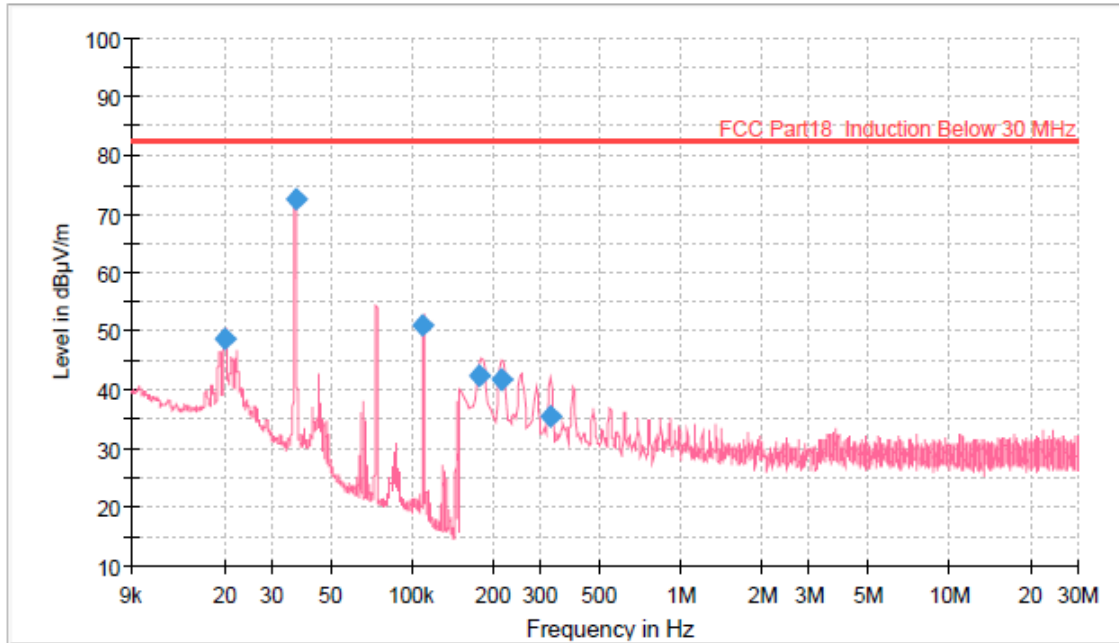
— Preview Result 1H-AVG — FCC Part18_Induction Below 30 MHz ◆ Final_Result AVC

Final Result

| Frequency (MHz) | Average (dBµV/m) | Limit (dBµV/m) | Margin (dB) | Meas. Time (ms) | Bandwidth (kHz) | Pol | Azimuth (deg) | Corr. (dB/m) |
|-----------------|------------------|----------------|-------------|-----------------|-----------------|-----|---------------|--------------|
| 0.020150 | 50.08 | 82.60 | 32.52 | 1000.0 | 0.200 | H | 146.0 | 20.3 |
| 0.035773 | 67.87 | 82.60 | 14.73 | 1000.0 | 0.200 | H | 92.0 | 20.1 |
| 0.071230 | 58.09 | 82.60 | 24.51 | 1000.0 | 0.200 | H | 124.0 | 20.0 |
| 0.108248 | 50.97 | 82.60 | 31.63 | 1000.0 | 0.200 | H | 117.0 | 20.0 |
| 0.176865 | 46.62 | 82.60 | 35.98 | 1000.0 | 9.000 | H | 157.0 | 20.0 |
| 0.212685 | 43.67 | 82.60 | 38.93 | 1000.0 | 9.000 | H | 113.0 | 20.0 |



Cooking Element #3_V



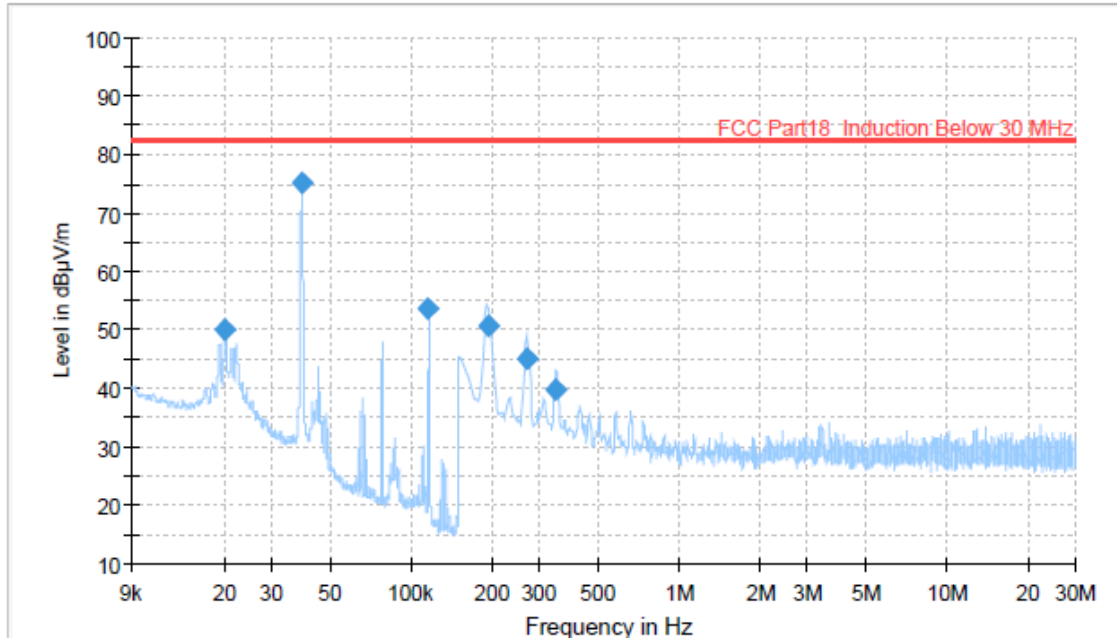
— Preview Result 1V-AVG — FCC Part18_Induction Below 30 MHz ◆ Final_Result AVG

Final Result

| Frequency (MHz) | Average (dBµV/m) | Limit (dBµV/m) | Margin (dB) | Meas. Time (ms) | Bandwidth (kHz) | Pol | Azimuth (deg) | Corr. (dB/m) |
|-----------------|------------------|----------------|-------------|-----------------|-----------------|-----|---------------|--------------|
| 0.020038 | 48.83 | 82.60 | 33.77 | 1000.0 | 0.200 | V | 241.0 | 20.3 |
| 0.036849 | 72.48 | 82.60 | 10.12 | 1000.0 | 0.200 | V | 94.0 | 20.1 |
| 0.109817 | 51.12 | 82.60 | 31.48 | 1000.0 | 0.200 | V | 241.0 | 20.0 |
| 0.177655 | 42.50 | 82.60 | 40.10 | 1000.0 | 9.000 | V | 73.0 | 20.0 |
| 0.215670 | 41.77 | 82.60 | 40.83 | 1000.0 | 9.000 | V | 5.0 | 20.0 |
| 0.329100 | 35.58 | 82.60 | 47.02 | 1000.0 | 9.000 | V | 281.0 | 20.0 |



Cooking Element #4_H



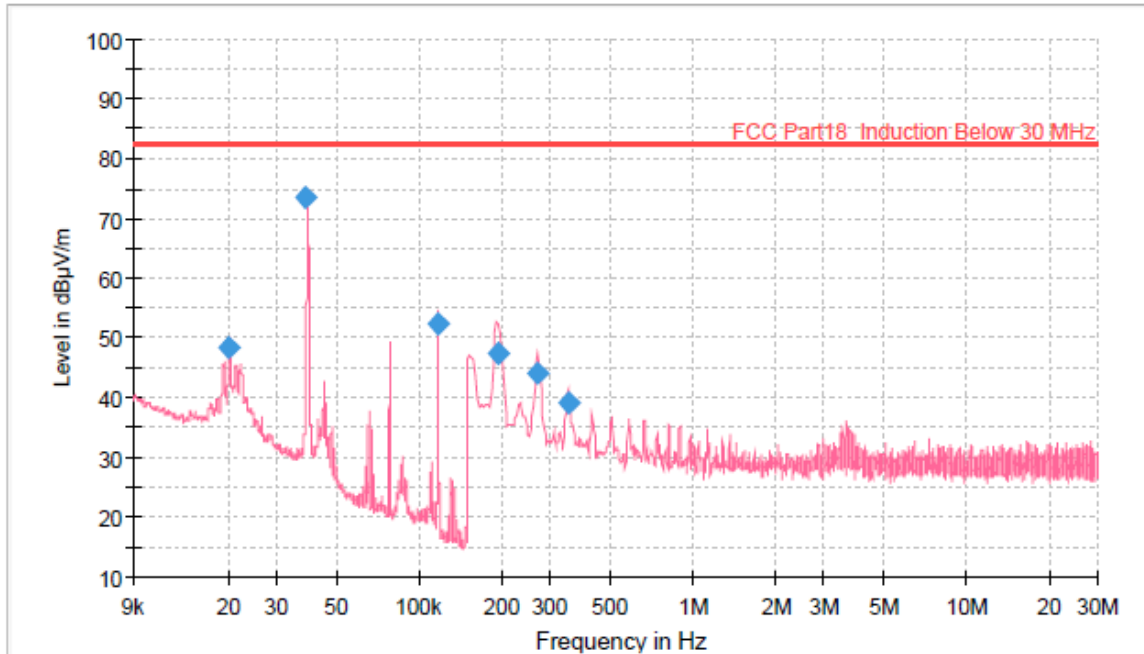
— Preview Result 1H-AVG — FCC Part18_Induction Below 30 MHz ◆ Final_Result AVC

Final Result

| Frequency (MHz) | Average (dBµV/m) | Limit (dBµV/m) | Margin (dB) | Meas. Time (ms) | Bandwidth (kHz) | Pol | Azimuth (deg) | Corr. (dB/m) |
|-----------------|------------------|----------------|-------------|-----------------|-----------------|-----|---------------|--------------|
| 0.020146 | 50.02 | 82.60 | 32.58 | 1000.0 | 0.200 | H | 0.0 | 20.3 |
| 0.039200 | 75.12 | 82.60 | 7.48 | 1000.0 | 0.200 | H | 233.0 | 20.1 |
| 0.115893 | 53.55 | 82.60 | 29.05 | 1000.0 | 0.200 | H | 167.0 | 20.0 |
| 0.194000 | 50.64 | 82.60 | 31.96 | 1000.0 | 9.000 | H | 208.0 | 20.0 |
| 0.268400 | 45.06 | 82.60 | 37.54 | 1000.0 | 9.000 | H | 208.0 | 20.0 |
| 0.347010 | 39.83 | 82.60 | 42.77 | 1000.0 | 9.000 | H | 208.0 | 20.0 |



Cooking Element #4_V



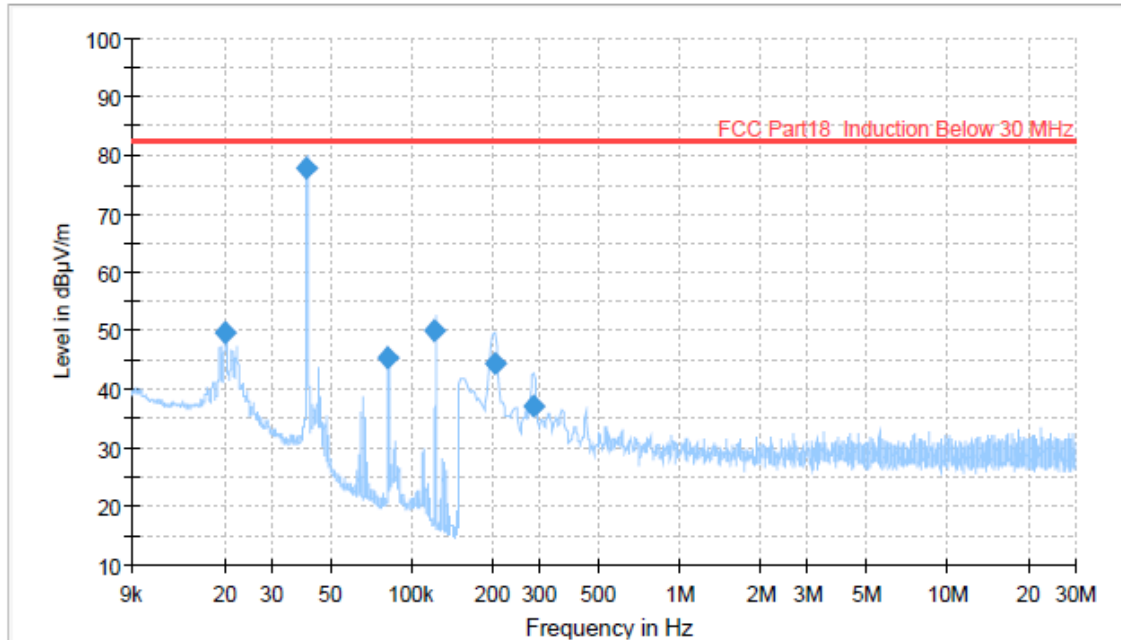
— Preview Result 1V-AVG — FCC Part18 Induction Below 30 MHz ◆ Final_Result AVG

Final Result

| Frequency (MHz) | Average (dBµV/m) | Limit (dBµV/m) | Margin (dB) | Meas. Time (ms) | Bandwidth (kHz) | Pol | Azimuth (deg) | Corr. (dB/m) |
|-----------------|------------------|----------------|-------------|-----------------|-----------------|-----|---------------|--------------|
| 0.020056 | 48.32 | 82.60 | 34.28 | 1000.0 | 0.200 | V | 313.0 | 20.3 |
| 0.038499 | 73.49 | 82.60 | 9.11 | 1000.0 | 0.200 | V | 122.0 | 20.1 |
| 0.116142 | 52.27 | 82.60 | 30.33 | 1000.0 | 0.200 | V | 122.0 | 20.0 |
| 0.194000 | 47.36 | 82.60 | 35.24 | 1000.0 | 9.000 | V | 126.0 | 20.0 |
| 0.269400 | 44.11 | 82.60 | 38.49 | 1000.0 | 9.000 | V | 126.0 | 20.0 |
| 0.349995 | 39.13 | 82.60 | 43.47 | 1000.0 | 9.000 | V | 0.0 | 20.0 |



Cooking Element #5_H



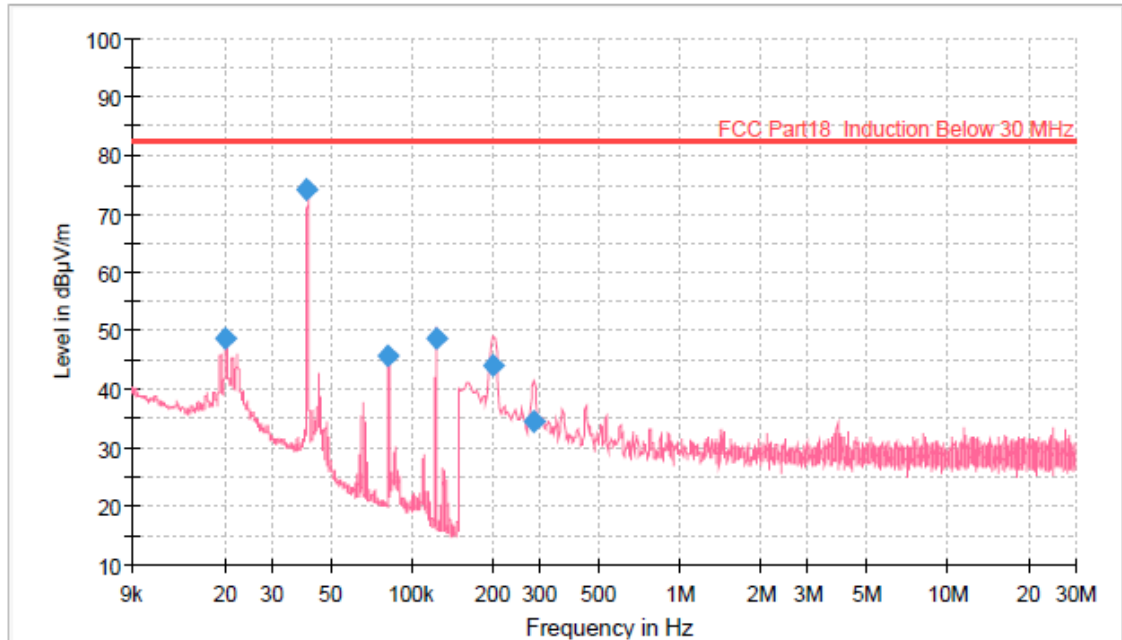
— Preview Result 1H-AVG — FCC Part18_Induction Below 30 MHz ◆ Final_Result AVC

Final Result

| Frequency (MHz) | Average (dBµV/m) | Limit (dBµV/m) | Margin (dB) | Meas. Time (ms) | Bandwidth (kHz) | Pol | Azimuth (deg) | Corr. (dB/m) |
|-----------------|------------------|----------------|-------------|-----------------|-----------------|-----|---------------|--------------|
| 0.020066 | 49.81 | 82.60 | 32.79 | 1000.0 | 0.200 | H | 167.0 | 20.3 |
| 0.040384 | 77.70 | 82.60 | 4.90 | 1000.0 | 0.200 | H | 180.0 | 20.1 |
| 0.081095 | 45.29 | 82.60 | 37.31 | 1000.0 | 0.200 | H | 130.0 | 20.0 |
| 0.121434 | 50.07 | 82.60 | 32.53 | 1000.0 | 0.200 | H | 167.0 | 20.0 |
| 0.203730 | 44.45 | 82.60 | 38.15 | 1000.0 | 9.000 | H | 207.0 | 20.0 |
| 0.284325 | 37.23 | 82.60 | 45.37 | 1000.0 | 9.000 | H | 214.0 | 20.0 |



Cooking Element #5_V



— Preview Result 1V-AVG — FCC Part18_Induction Below 30 MHz ◆ Final_Result AVG

Final Result

| Frequency (MHz) | Average (dBµV/m) | Limit (dBµV/m) | Margin (dB) | Meas. Time (ms) | Bandwidth (kHz) | Pol | Azimuth (deg) | Corr. (dB/m) |
|-----------------|------------------|----------------|-------------|-----------------|-----------------|-----|---------------|--------------|
| 0.020146 | 48.66 | 82.60 | 33.94 | 1000.0 | 0.200 | V | 32.0 | 20.3 |
| 0.040398 | 74.11 | 82.60 | 8.49 | 1000.0 | 0.200 | V | 74.0 | 20.1 |
| 0.080794 | 45.88 | 82.60 | 36.72 | 1000.0 | 0.200 | V | 37.0 | 20.0 |
| 0.122357 | 48.85 | 82.60 | 33.75 | 1000.0 | 0.200 | V | 107.0 | 20.0 |
| 0.200745 | 44.10 | 82.60 | 38.50 | 1000.0 | 9.000 | V | 124.0 | 20.0 |
| 0.283325 | 34.48 | 82.60 | 48.12 | 1000.0 | 9.000 | V | 80.0 | 20.0 |



Note.1 The worst case data were reported

And no other spurious and harmonic emissions were reported greater than listed emission above table

Note.2 “F”=Fundamental / “S”=Spurious / “*” = Noise Floor

Note.3 All measurements were recorded using a spectrum analyzer employing a Average detector for below 30 MHz

Note.4 Distance Correction Factor (D.C.F.)

For 30 m: $40\log(30/10) = 19.08$ dB

Note.5 Sample calculation

Field Strength = Reading – D.C.F

Margin = Limit – Field Strength


Where, D.C.F = Distance Correction Factor

Note.6 “V1”= Vertical and perpendicular to the centerline / “V2”=vertical and parallel to the centerline

“H” = horizontal (parallel to the ground)

Note.7 Cooking element

“1”= left front hob ,”2”= left rear hob, “3”= Center hob, “4”= right front hob, “5”= right rear hob





8. Sample Calculations

$$\text{dB}\mu\text{V} = 20 \text{ Log}_{10}(\mu\text{V}/\text{m})$$

$$\text{dB}\mu\text{V} = \text{dBm} + 107$$

$$\mu\text{V} = 10^{(\text{dB}\mu\text{V}/20)}$$

8.1 Example 1 :

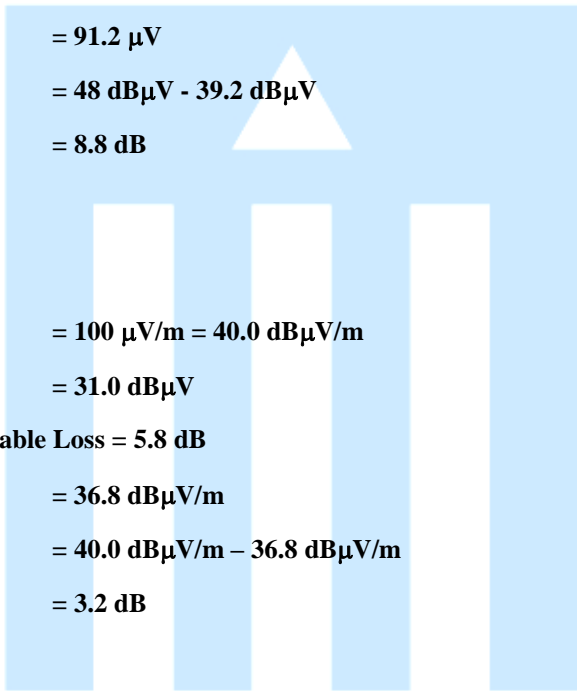
■ 20.3 MHz

Class B Limit = 250 μV = 48 $\text{dB}\mu\text{V}$

Reading = 39.2 $\text{dB}\mu\text{V}$

$10^{(39.2\text{dB}\mu\text{V}/20)}$ = 91.2 μV

Margin = 48 $\text{dB}\mu\text{V}$ - 39.2 $\text{dB}\mu\text{V}$
 = 8.8 dB



8.2 Example 2 :

■ 66.7 MHz

Class B Limit = 100 $\mu\text{V}/\text{m}$ = 40.0 $\text{dB}\mu\text{V}/\text{m}$

Reading = 31.0 $\text{dB}\mu\text{V}$

Antenna Factor + Cable Loss = 5.8 dB

Total = 36.8 $\text{dB}\mu\text{V}/\text{m}$

Margin = 40.0 $\text{dB}\mu\text{V}/\text{m}$ - 36.8 $\text{dB}\mu\text{V}/\text{m}$
 = 3.2 dB



9. Recommendation & Conclusion

The data collected shows that the **HOUSEHOLD COOKTOP (Model Name: CBIH3617BE)** was complies with § 18.305 and 18.307 of the FCC Rules.

- The end -

