

# FCC TEST REPORT

**Job No.** : GPWE2309000148EC  
**Applicant** : LG Electronics USA, Inc.  
**Equipment Under Test (EUT) :**  
    **Product Name** : HOUSEHOLD COOKTOP  
    **Model Name** : CBIH3613BE  
**FCC Authorization Type** : Certification  
**Applied Standards** : FCC Part 18  
**FCC ID** : BEJQ50441HA  
**Date of Receipt** : September 08, 2023  
**Date of Test** : September 13, 2023 ~ September 19, 2023  
**Date of Issue** : September 22, 2023  
**Test Results** : Complied

**Tested by** :

  
Allen Moon

**Reviewed by** :

  
Kang Paul

**This test report does not assure KOLAS accreditation.**

- 1) The results of this test report are effective only to the items tested.
- 2) The SGS Korea is not responsible for the sampling, the results of this test report apply to the sample as received.

**Remarks :**

This document is issued by the Company subject to its General Conditions of Service printed overleaf, available on request or accessible at <http://www.sgs.com/en/Terms-and-Conditions.aspx> and, for electronic format documents, subject to Terms and Conditions for Electronic Documents at [www.sgs.com/terms\\_e-document.htm](http://www.sgs.com/terms_e-document.htm).

The results shown in this test report refer only to the sample(s) tested unless otherwise stated. This Test Report cannot be reproduced, except in full.

# Contents

1. General Information.....	4
1.1 Client Information.....	4
1.2 Test Laboratory.....	4
1.3 General Information of E.U.T. ....	4
1.4 Operating Modes and Conditions.....	4
1.5 Peripheral Equipments.....	5
1.6 Cable List.....	5
1.7 System Configurations.....	5
1.8 Test System Layout .....	5
1.9 Modifications/Notes.....	5
1.10 Applicable Standards for Testing .....	5
1.11 Summary of Test Results.....	5
2. Emission Test.....	6
2.1 Test Results.....	6
2.2 Test Method and Limits.....	6
2.2.1 Test Method .....	6
2.2.2 Test Limits.....	6
2.3 Conducted Disturbance .....	7
2.3.1 Test Equipments .....	7
2.3.2 Test Site.....	7
2.3.3 Environment Conditions .....	7
2.3.4 Test Results .....	8
2.4 Radiated Emission .....	28
2.4.1 Test Equipments .....	28
2.4.2 Test Site.....	28
2.4.3 Environment Conditions .....	28
2.4.4 Test Results .....	29
Appendix A : Measurement Uncertainty .....	69

## Revision History

Revision	Report number	Description
0	F690501-RF-EMC001693	Initial
1		
2		

## 1. General Information

### 1.1 Client Information

Applicant	LG Electronics USA, Inc.
Applicant Address	111 Sylvan Avenue North Building Englewood Cliffs, NJ 07632
Manufacturer	LG Electronics Inc.
Manufacturer Address	170, Seongsanpaechong-ro, Seongsan-gu, Changwon-si, Gyeongsangnam-do, 51553, Rep. of Korea

### 1.2 Test Laboratory

Name and Address	SGS Korea Co., Ltd.
- Giheung Laboratory	35, Giheungdanji-ro 121beon-gil, Giheung-gu, Yongin-si, Gyeonggi-do, Republic of Korea
- Gunpo Laboratory	4, LS-ro 182beon-gil, Gunpo-si, Gyeonggi-do, 15807, Republic of Korea
- Dongtan Laboratory	12, Dongtansandan 10-gil, Hwaseong-si, Gyeonggi-do, 18487, Republic of Korea
FCC Registration No.	KR0150
Phone	+ 82 31 548 0710
Fax	+ 82 31 548 0719
e-mail	<a href="mailto:paul.kang@sgs.com">paul.kang@sgs.com</a>

### 1.3 General Information of E.U.T.

Classification	Specification
Product Name	HOUSEHOLD COOKTOP
Model Name	CBIH3613BE
Serial No.	-
Rated Power	240/ 208 V~, 60 Hz, 29.6 A/ 27.7A, 7100 W/ 5750 W
Test Voltage	AC 208 V, 60 Hz(Boost Mode), AC 240 V, 60 Hz(Boost Mode, EMS)
Induction Heating Operating Frequency	30-65 kHz
Installed Wireless Module	10 MHz
H/W Version	LCWB-001
S/W Version	V 1.0
Port	V 1.0
Components	AC IN
Function	A electric stove using induction coil

### 1.4 Operating Modes and Conditions

Operating mode	Operating Condition
1) 208 V Left Rear Cooking Zone Boost Operating	A state that a 208V power applied, a pot filled with water in boost is being heated in the center cooking zone and Wi-Fi is on.
2) 208 V Left Front Cooking Zone Boost Operating	A state that a 208V power applied, a pot filled with water in boost is being heated in the left front cooking zone and Wi-Fi is on.
3) 208 V Right Front Cooking Zone Boost Operating	A state that a 208V power applied, a pot filled with water in boost is being heated in the right front cooking zone and Wi-Fi is on.
4) 208 V Right Rear Cooking Zone Boost Operating	A state that a 208V power applied, a pot filled with water in boost is being heated in the right rear cooking zone and Wi-Fi is on.
5) 208 V Center Cooking Zone Operating	A state that a 208V power applied, a pot filled with water in boost is being heated in the center cooking zone and Wi-Fi is on.
6) 240 V Left Rear Cooking Zone Boost Operating	A state that a 240V power applied, a pot filled with water in boost is being heated in the center cooking zone and Wi-Fi is on.
7) 240 V Left Front Cooking Zone Boost Operating	A state that a 240V power applied, a pot filled with water in boost is being heated in the left front cooking zone and Wi-Fi is on.

8) 240 V Right Front Cooking Zone Boost Operating	A state that a 240V power applied, a pot filled with water in boost is being heated in the right front cooking zone and Wi-Fi is on.
9) 240 V Right Rear Cooking Zone Boost Operating	A state that a 240V power applied, a pot filled with water in boost is being heated in the right rear cooking zone and Wi-Fi is on.
10) 240 V Center Cooking Zone Operating	A state that a 240V power applied, a pot filled with water in boost is being heated in the center cooking zone and Wi-Fi is on.

### 1.5 Peripheral Equipments

Description	Model	Serial No.	Manufacturer	Note.
-	-	-	-	-


### 1.6 Cable List

Start		END		Cable Spec.		Used core
Name	I/O Port	Name	I/O Port	Length (m)	Shield	
EUT	AC IN	AC Power Source	-	1.2	Unshielded	No

### 1.7 System Configurations

Description	Model	Serial No.	Manufacturer	Note
Display PCB	NA 30 IH	-	LG Electronics Inc.	-
Inverter 2B PCB	EAX69074304-A	-	LG Electronics Inc.	-
Inverter 4B PCB	EAX69069502-A	-	LG Electronics Inc.	-
Main PCB	EAX69069302-B	-	LG Electronics Inc.	-
Noise Filter PCB	EAX69069703-A	-	LG Electronics Inc.	3EA
Power PCB	EAX69069403-1.0	-	LG Electronics Inc.	-
Power SMPS	EAX69069403-1.0	-	LG Electronics Inc.	-
Servo	E1033H12B7YPAE6	-	Nidec	Vietnam
RF Module	LCWB-001	-	LG Electronics Inc.	Indonesia/ Contains FCC ID: BEJ-LCWB001

### 1.8 Test System Layout



### 1.9 Modifications/Notes

- Wi-Fi On and tested due to manufacturer's request.

### 1.10 Applicable Standards for Testing

Standards	Status	Deviation
FCC Part 18	Applicable	No Deviation

### 1.11 Summary of Test Results

Test Item	Standards	Results
Conducted Emission	FCC Part 18 Subpart C Section 18.307 MP-5	Complied
Radiated Emission	FCC Part 18 Subpart C Section 18.305 MP-5	Complied

Note: Test methods of all test items are performed according to the basic standards in this table.

# EMISSION

## 2.1 Test Results

Test Items	Standards	Test Results
Conducted Emission	FCC Part 18 Subpart C Section 18.307 MP-5	Complied
Radiated Emission	FCC Part 18 Subpart C Section 18.305 MP-5	Complied

## 2.2 Test Method and Limits

### 2.2.1 Test Method

Test Items	Measuring Frequency Range	RBW	Measuring Distance
Conducted Emission	0.15 MHz ~ 30 MHz	9 kHz	-
Radiated Emission	9 kHz ~ 150 kHz	200 Hz	10 m
	150 kHz ~ 30 MHz	9 kHz	10 m
	30 MHz ~ 1 GHz	120 kHz	10 m
	Above 1 GHz	1 MHz	3 m

### 2.2.2 Test Limits

#### -Conducted Emission Limits

Frequency Range(MHz)	Limits(dB $\mu$ V)	
	Quasi-peak	Average
0.009 – 0.05	110	
0.05 – 0.15	90 - 80 <small>Note</small>	
0.15 – 0.5	66 - 56 <small>Note</small>	56 - 46
0.5 – 5	56	46
5 – 30	60	50

Note : Decrease with the logarithm of the frequency.

#### -Radiated Emission Limits

Frequency Range(MHz)	Limits(dB $\mu$ V/m)
	Quasi-peak
0.009 – 30	84.23

\* Test frequency range is from 0.009 MHz to 30 MHz since the highest internal operating frequency is 65 kHz.

\* Limit Calculations

Step1) Field Strength Limit ( $\mu$ V/m) = 1,500 ( $\mu$ V/m) = 63.5 (dB $\mu$ V/m) at 30 m

Step2) 63.5 (dB $\mu$ V/m) + (extrapolation factor) \*  $\log(30/10)$  = 84.23 (dB $\mu$ V/m) at 10 m

Distance extrapolation factor =  $[FS(d2) - FS(d1)] / \log_{10}(d1/d2)$  where

- d1 and d2 are the measurement distance ( $d2 > d1$ ) in m

- FS(d1) is the field strength at d1 in dB $\mu$ V/m

- FS(d2) is the field strength at d2 in dB $\mu$ V/m

Distance	Ant pol.	Frequency	Reading
3 m	H	0.044	104.0
5 m	H	0.044	94.36
10 m	H	0.044	80.05

3 m to 5 m	43.5
3 m to 10 m	45.8
5 m to 10 m	47.5

### 2.3 Conducted Disturbance

The initial preliminary exploratory scans were performed over the measuring frequency range(9 kHz to 30 MHz) using a max hold mode incorporating a Peak detector and Average detector and using the EMI measuring software. The final test data was measured using a Quasi-Peak detector and Average detector.

Note. Measuring software

- Giheung Lab.: EMC32(V10.40.10) from R&S
- Gunpo Lab.: EMC32(V10.60.20) from R&S
- Dongtan Lab.: EMC32(V10.40.00) from R&S

#### 2.3.1 Test Equipments

Equipment	Model	Manufacturer	Serial No	Cal Due. Date
EMI TEST RECEIVER	ESW8	R&S	101318	2024.01.13
PULSE LIMITER	ESH3-Z2	R&S	100850	2024.04.14
4 Path V-LISN	NNLK 8129	SCHWARZBECK	8129-468	2024.04.17
EMD-CE-01	W21.09	-	-	2024.01.13

#### 2.3.2 Test Site

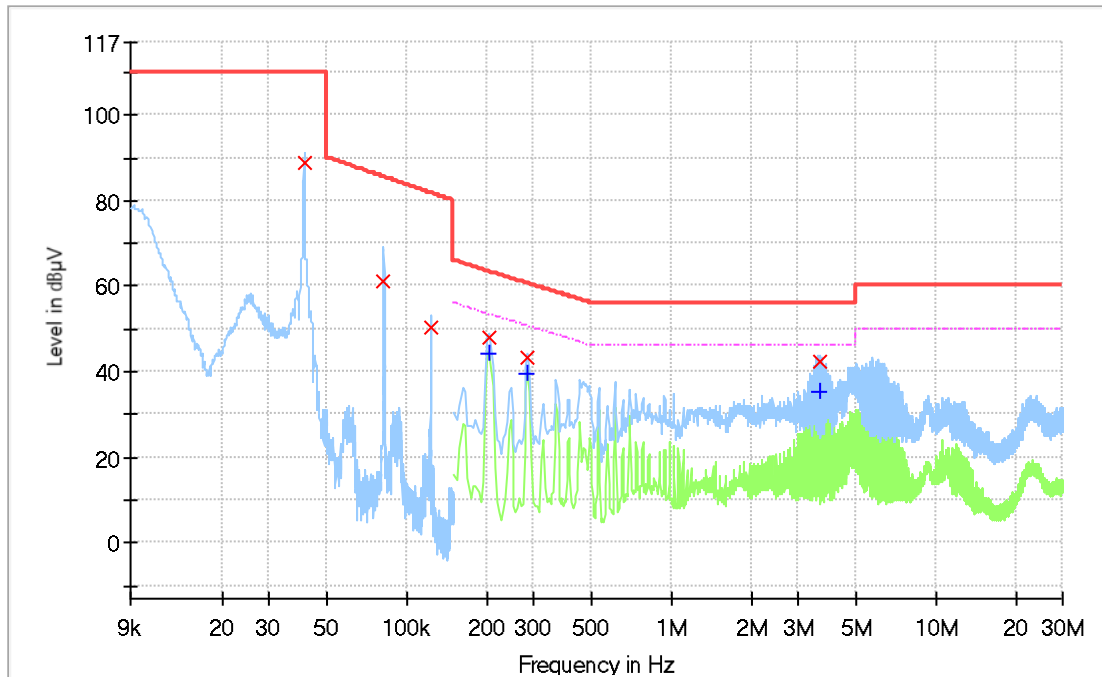
Shield Room in Dongtan Laboratory

#### 2.3.3 Environment Conditions

Temperature	(Minimum 24.0, Maximum 24.8) °C
Humidity	(Minimum 35.0, Maximum 37.0) % R.H.
Atmospheric Pressure	(Minimum 101.0, Maximum 101.0) kPa
Test Date	September 19, 2023

### 2.3.4 Test Results

Live Line\_1) 208 V Left Rear Cooking Zone Boost Operating Mode

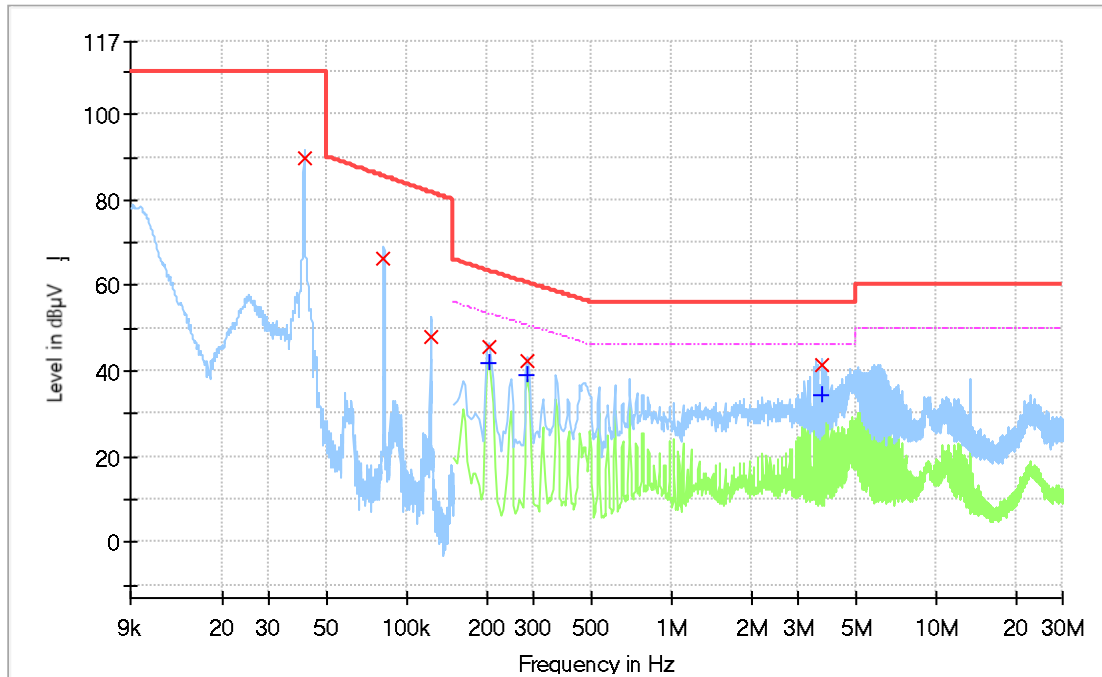


#### Final\_Result

Frequency (kHz)	QuasiPeak (dBµV)	C-Average (dBµV)	Limit (dBµV)	Margin (dB)	Meas. Time (ms)	Bandwidth (kHz)	Line	PE	Corr. (dB)
0.041	88.82	---	110.00	21.18	15 000.0	0.200	L1	FLO	10.1
0.081	60.99	---	85.55	24.57	15 000.0	0.200	L1	FLO	9.9
0.122	50.43	---	81.85	31.42	15 000.0	0.200	L1	FLO	9.9
0.206	---	44.27	53.37	9.09	15 000.0	9.000	L1	FLO	9.9
0.206	48.14	---	63.37	15.22	15 000.0	9.000	L1	FLO	9.9
0.286	---	39.56	50.64	11.08	15 000.0	9.000	L1	FLO	9.9
0.286	43.44	---	60.64	17.20	15 000.0	9.000	L1	FLO	9.9
3.634	---	35.27	46.00	10.73	15 000.0	9.000	L1	FLO	10.0
3.634	42.42	---	56.00	13.58	15 000.0	9.000	L1	FLO	10.0



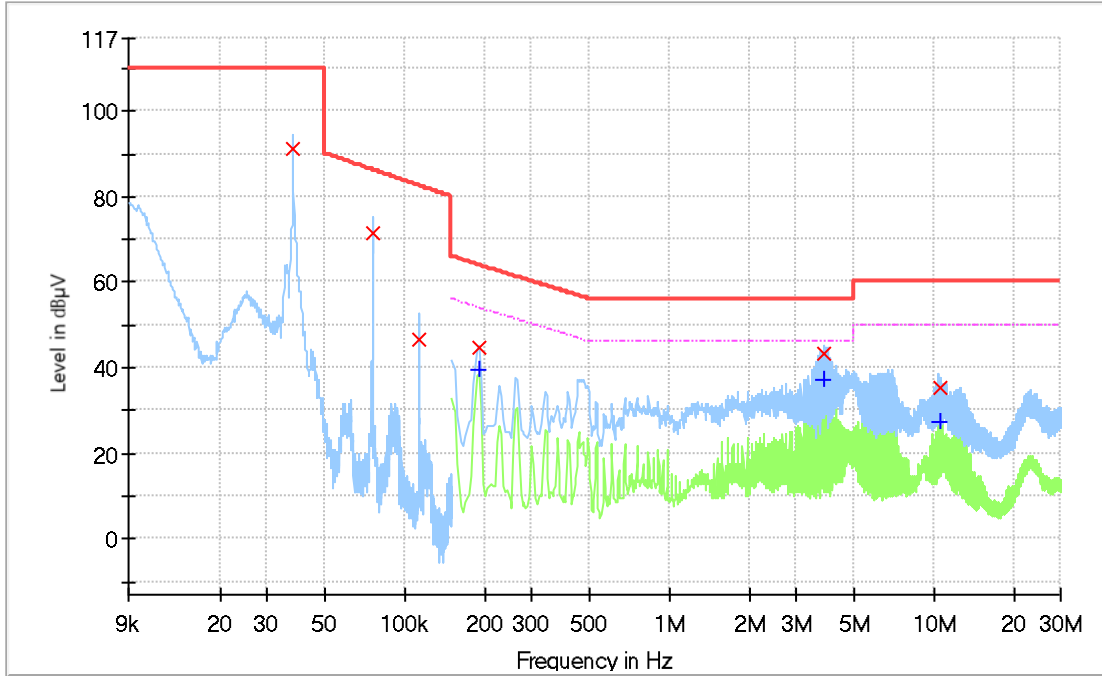
Neutral Line\_1) 208 V Left Rear Cooking Zone Boost Operating Mode



Final\_Result

Frequency (MHz)	QuasiPeak (dBµV)	C-Average (dBµV)	Limit (dBµV)	Margin (dB)	Meas. Time (ms)	Bandwidth (kHz)	Line	PE	Corr. (dB)
0.041	89.72	---	110.00	20.28	15 000.0	0.200	N	FLO	10.1
0.082	66.50	---	85.53	19.02	15 000.0	0.200	N	FLO	9.9
0.122	47.86	---	81.85	33.99	15 000.0	0.200	N	FLO	9.9
0.206	---	41.92	53.37	11.44	15 000.0	9.000	N	FLO	9.9
0.206	45.51	---	63.37	17.86	15 000.0	9.000	N	FLO	9.9
0.286	---	38.96	50.64	11.68	15 000.0	9.000	N	FLO	9.9
0.286	42.54	---	60.64	18.10	15 000.0	9.000	N	FLO	9.9
3.678	---	34.35	46.00	11.65	15 000.0	9.000	N	FLO	10.0
3.678	41.42	---	56.00	14.58	15 000.0	9.000	N	FLO	10.0

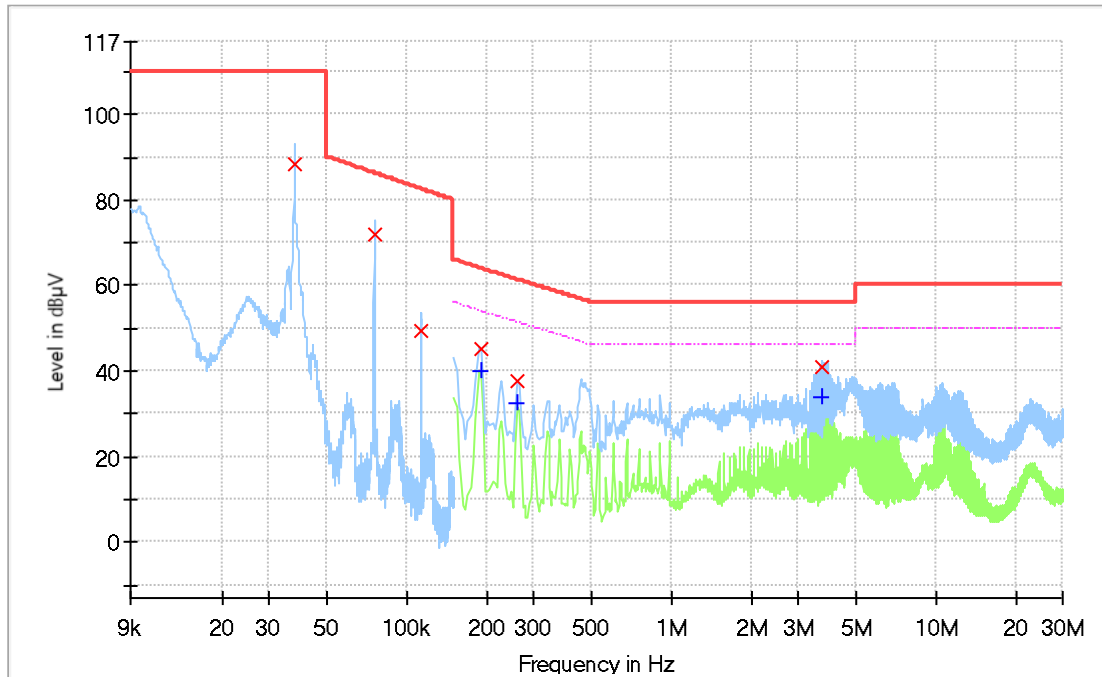
Live Line\_2) 208 V Left Front Cooking Zone Boost Operating Mode



Final\_Result

Frequency (MHz)	QuasiPeak (dBµV)	C-Average (dBµV)	Limit (dBµV)	Margin (dB)	Meas. Time (ms)	Bandwidth (kHz)	Line	PE	Corr. (dB)
0.038	91.11	---	110.00	18.89	15 000.0	0.200	L1	FLO	10.1
0.075	71.66	---	86.27	14.61	15 000.0	0.200	L1	FLO	9.9
0.113	46.63	---	82.58	35.95	15 000.0	0.200	L1	FLO	9.9
0.190	---	39.34	54.04	14.70	15 000.0	9.000	L1	FLO	9.9
0.190	44.71	---	64.04	19.33	15 000.0	9.000	L1	FLO	9.9
3.810	---	37.15	46.00	8.86	15 000.0	9.000	L1	FLO	10.0
3.810	43.16	---	56.00	12.84	15 000.0	9.000	L1	FLO	10.0
10.554	---	27.58	50.00	22.42	15 000.0	9.000	L1	FLO	10.2
10.554	35.37	---	60.00	24.63	15 000.0	9.000	L1	FLO	10.2

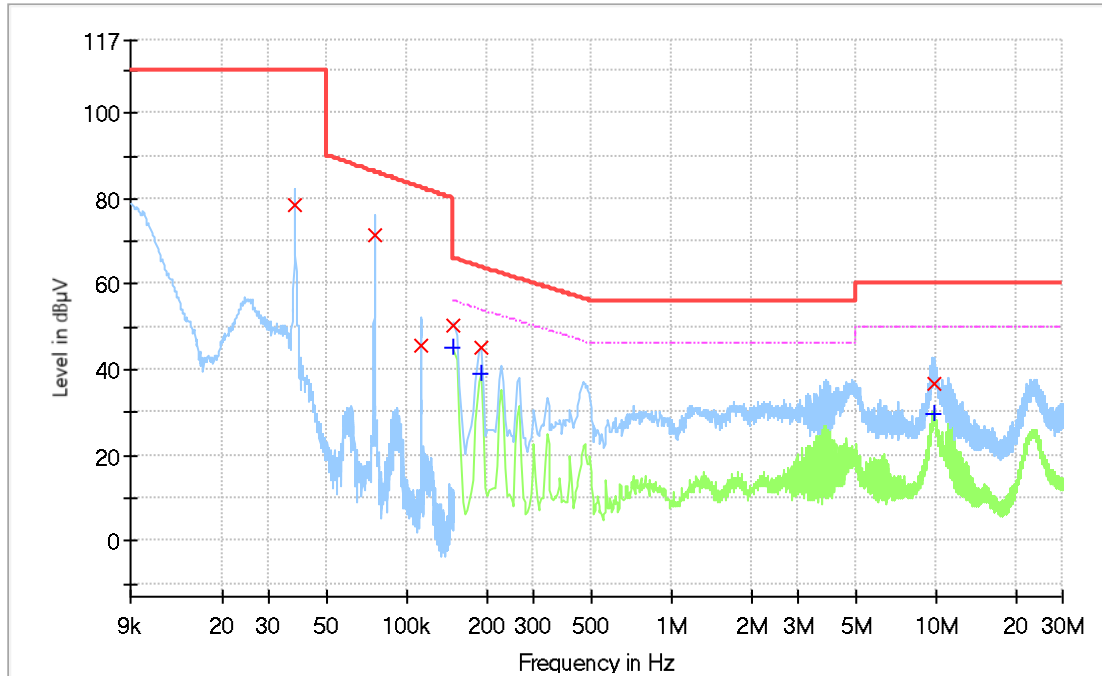
Neutral Line\_2) 208 V Left Front Cooking Zone Boost Operating Mode



Final\_Result

Frequency (MHz)	QuasiPeak (dBµV)	C-Average (dBµV)	Limit (dBµV)	Margin (dB)	Meas. Time (ms)	Bandwidth (kHz)	Line	PE	Corr. (dB)
0.038	88.34	---	110.00	21.66	15 000.0	0.200	N	FLO	10.1
0.075	72.07	---	86.28	14.21	15 000.0	0.200	N	FLO	9.9
0.113	49.29	---	82.59	33.30	15 000.0	0.200	N	FLO	9.9
0.190	---	40.24	54.04	13.79	15 000.0	9.000	N	FLO	9.9
0.190	45.36	---	64.04	18.68	15 000.0	9.000	N	FLO	9.9
0.262	---	32.31	51.37	19.06	15 000.0	9.000	N	FLO	9.9
0.262	37.48	---	61.37	23.89	15 000.0	9.000	N	FLO	9.9
3.690	---	34.10	46.00	11.90	15 000.0	9.000	N	FLO	10.0
3.690	40.99	---	56.00	15.01	15 000.0	9.000	N	FLO	10.0

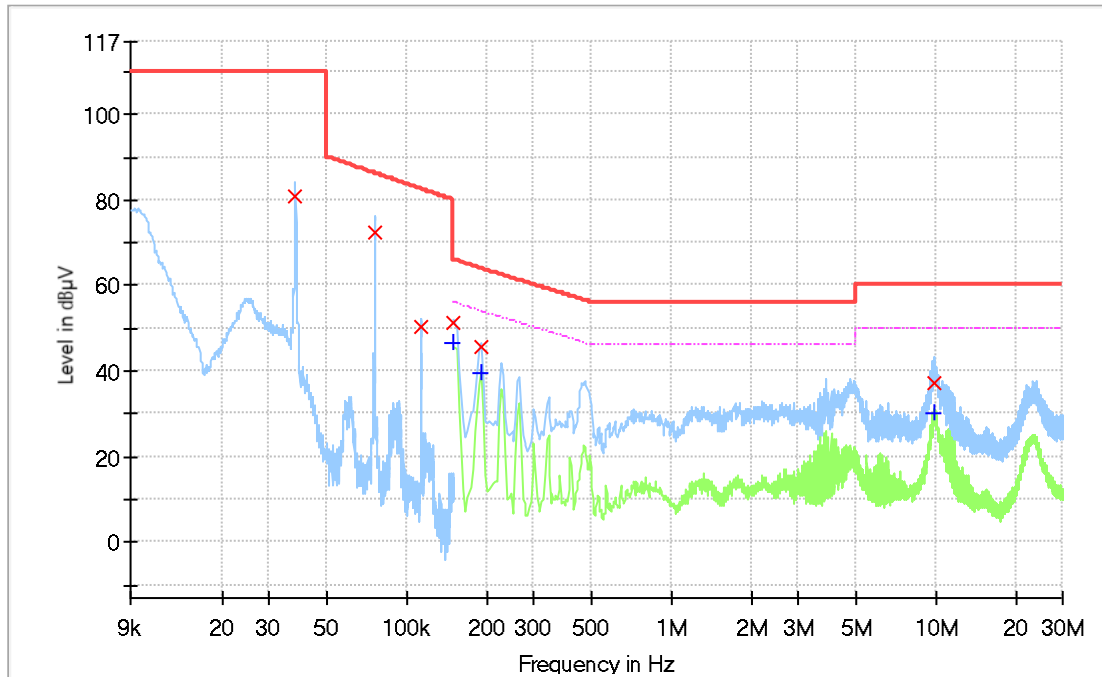
Live Line\_3) 208 V Right Front Cooking Zone Boost Operating Mode



Final\_Result

Frequency (MHz)	QuasiPeak (dBµV)	C-Average (dBµV)	Limit (dBµV)	Margin (dB)	Meas. Time (ms)	Bandwidth (kHz)	Line	PE	Corr. (dB)
0.038	78.35	---	110.00	31.66	15 000.0	0.200	L1	FLO	10.1
0.075	71.27	---	86.28	15.01	15 000.0	0.200	L1	FLO	9.9
0.113	45.78	---	82.59	36.81	15 000.0	0.200	L1	FLO	9.9
0.150	---	45.27	56.00	10.73	15 000.0	9.000	L1	FLO	9.9
0.150	50.28	---	66.00	15.72	15 000.0	9.000	L1	FLO	9.9
0.190	---	39.06	54.04	14.98	15 000.0	9.000	L1	FLO	9.9
0.190	45.04	---	64.04	19.00	15 000.0	9.000	L1	FLO	9.9
9.822	---	29.86	50.00	20.14	15 000.0	9.000	L1	FLO	10.2
9.822	36.94	---	60.00	23.06	15 000.0	9.000	L1	FLO	10.2

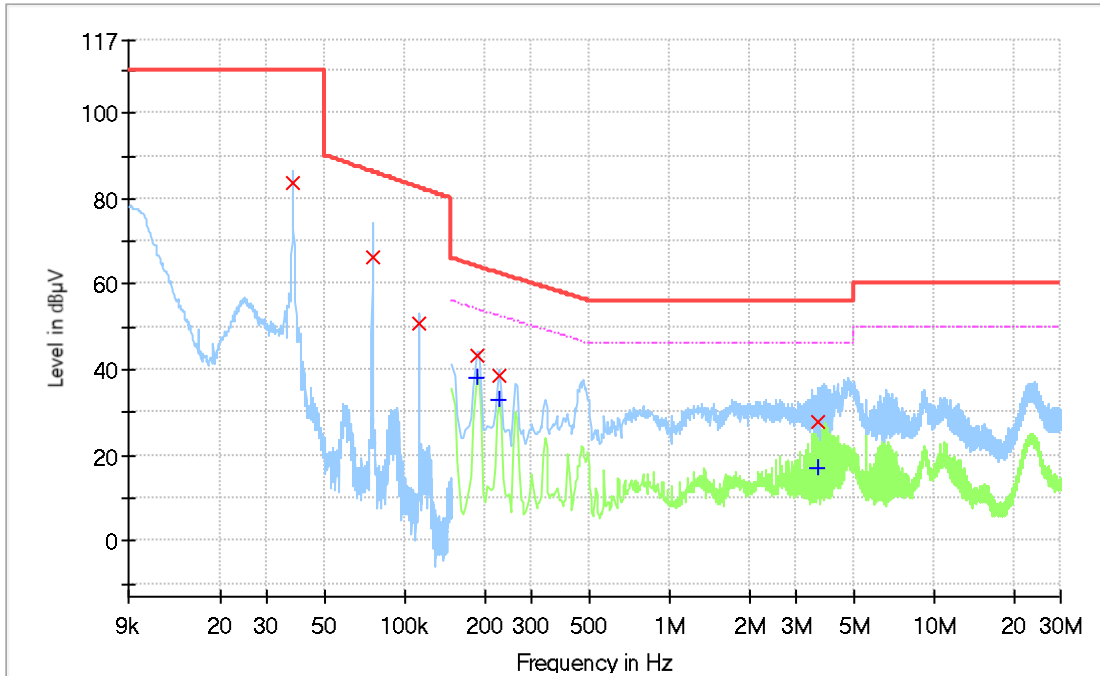
Neutral Line\_3) 208 V Right Front Cooking Zone Boost Operating Mode



Final\_Result

Frequency (MHz)	QuasiPeak (dBµV)	C-Average (dBµV)	Limit (dBµV)	Margin (dB)	Meas. Time (ms)	Bandwidth (kHz)	Line	PE	Corr. (dB)
0.038	80.75	---	110.00	29.25	15 000.0	0.200	N	FLO	10.1
0.075	72.34	---	86.26	13.93	15 000.0	0.200	N	FLO	9.9
0.113	50.21	---	82.55	32.34	15 000.0	0.200	N	FLO	9.9
0.150	---	46.47	56.00	9.53	15 000.0	9.000	N	FLO	9.9
0.150	51.42	---	66.00	14.58	15 000.0	9.000	N	FLO	9.9
0.190	---	39.55	54.04	14.49	15 000.0	9.000	N	FLO	9.9
0.190	45.59	---	64.04	18.45	15 000.0	9.000	N	FLO	9.9
9.818	---	30.31	50.00	19.69	15 000.0	9.000	N	FLO	10.2
9.818	37.27	---	60.00	22.73	15 000.0	9.000	N	FLO	10.2

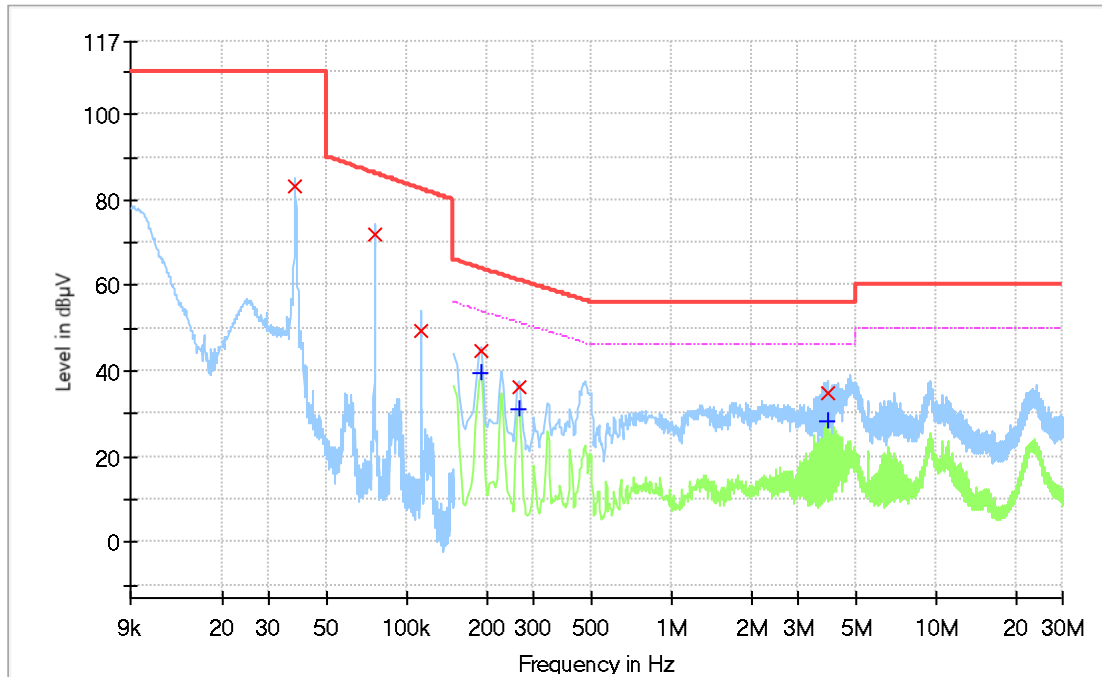
Live Line\_4) 208 V Right Rear Cooking Zone Boost Operating Mode



Final\_Result

Frequency (MHz)	QuasiPeak (dBµV)	C-Average (dBµV)	Limit (dBµV)	Margin (dB)	Meas. Time (ms)	Bandwidth (kHz)	Line	PE	Corr. (dB)
0.038	83.63	---	110.00	26.37	15 000.0	0.200	L1	FLO	10.1
0.075	66.38	---	86.29	19.91	15 000.0	0.200	L1	FLO	9.9
0.113	50.88	---	82.58	31.71	15 000.0	0.200	L1	FLO	9.9
0.186	---	38.16	54.21	16.06	15 000.0	9.000	L1	FLO	9.9
0.186	43.37	---	64.21	20.85	15 000.0	9.000	L1	FLO	9.9
0.226	---	32.84	52.60	19.75	15 000.0	9.000	L1	FLO	9.9
0.226	38.44	---	62.60	24.15	15 000.0	9.000	L1	FLO	9.9
3.650	---	17.09	46.00	28.91	15 000.0	9.000	L1	FLO	10.0
3.650	27.60	---	56.00	28.40	15 000.0	9.000	L1	FLO	10.0

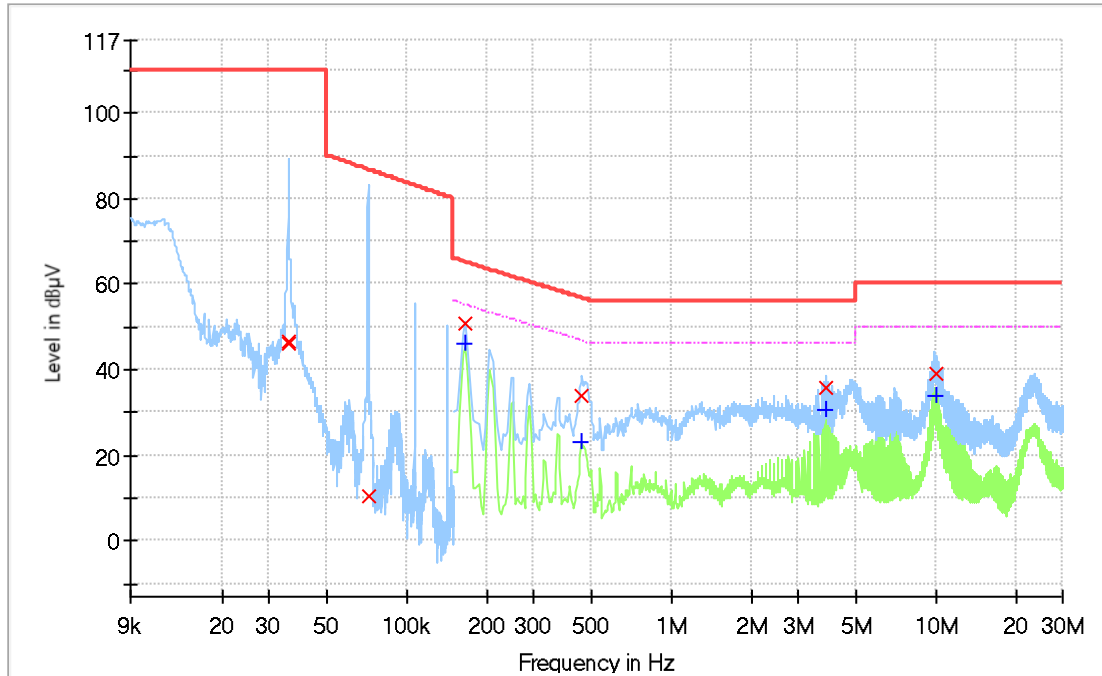
Neutral Line\_4) 208 V Right Rear Cooking Zone Boost Operating Mode



Final\_Result

Frequency (MHz)	QuasiPeak (dBµV)	C-Average (dBµV)	Limit (dBµV)	Margin (dB)	Meas. Time (ms)	Bandwidth (kHz)	Line	PE	Corr. (dB)
0.038	83.09	---	110.00	26.91	15 000.0	0.200	N	FLO	10.1
0.075	71.87	---	86.25	14.38	15 000.0	0.200	N	FLO	9.9
0.113	49.35	---	82.57	33.22	15 000.0	0.200	N	FLO	9.9
0.190	---	39.46	54.04	14.58	15 000.0	9.000	N	FLO	9.9
0.190	44.68	---	64.04	19.35	15 000.0	9.000	N	FLO	9.9
0.266	---	30.94	51.24	20.30	15 000.0	9.000	N	FLO	9.9
0.266	36.20	---	61.24	25.04	15 000.0	9.000	N	FLO	9.9
3.926	---	28.29	46.00	17.71	15 000.0	9.000	N	FLO	10.0
3.926	34.86	---	56.00	21.14	15 000.0	9.000	N	FLO	10.0

Live Line\_5) 208 V Center Cooking Zone Boost Operating Mode

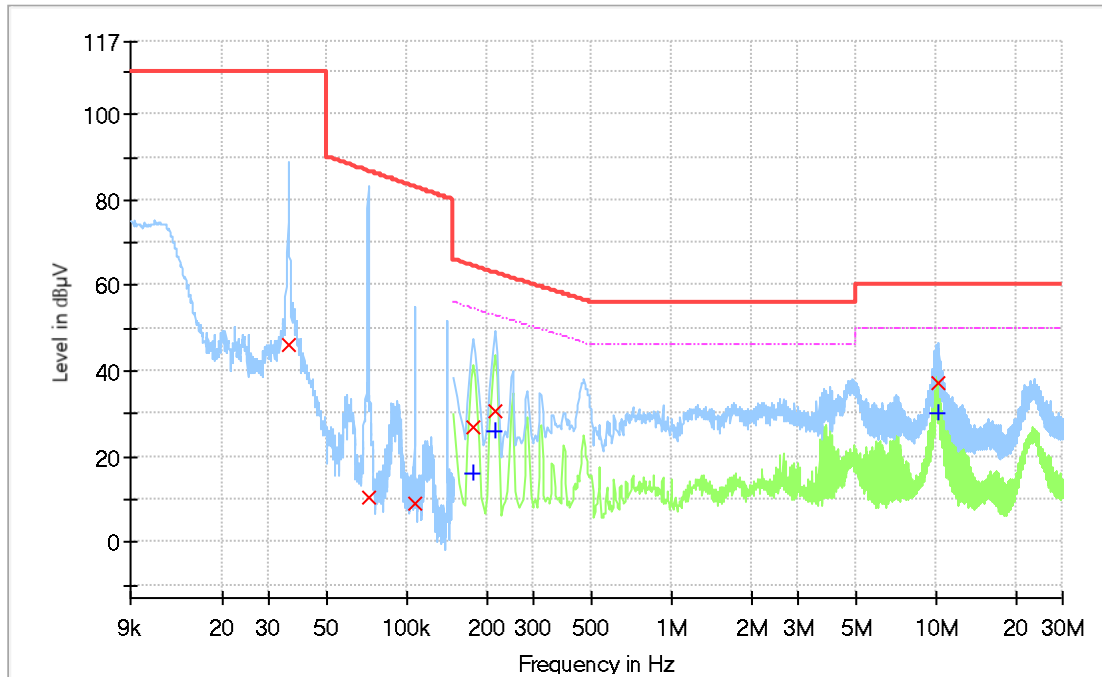


Final\_Result

Frequency (MHz)	QuasiPeak (dBµV)	C-Average (dBµV)	Limit (dBµV)	Margin (dB)	Meas. Time (ms)	Bandwidth (kHz)	Line	PE	Corr. (dB)
0.036	46.41	---	110.00	63.59	15 000.0	0.200	L1	FLO	10.2
0.036	46.16	---	110.00	63.84	15 000.0	0.200	L1	FLO	10.2
0.071	10.45	---	86.78	76.33	15 000.0	0.200	L1	FLO	9.9
0.166	---	45.92	55.16	9.23	15 000.0	9.000	L1	FLO	9.9
0.166	50.68	---	65.16	14.47	15 000.0	9.000	L1	FLO	9.9
0.458	---	23.01	46.73	23.71	15 000.0	9.000	L1	FLO	9.9
0.458	33.87	---	56.73	22.86	15 000.0	9.000	L1	FLO	9.9
3.846	---	30.60	46.00	15.40	15 000.0	9.000	L1	FLO	10.0
3.846	35.95	---	56.00	20.05	15 000.0	9.000	L1	FLO	10.0
10.010	---	33.78	50.00	16.22	15 000.0	9.000	L1	FLO	10.2
10.010	39.09	---	60.00	20.91	15 000.0	9.000	L1	FLO	10.2



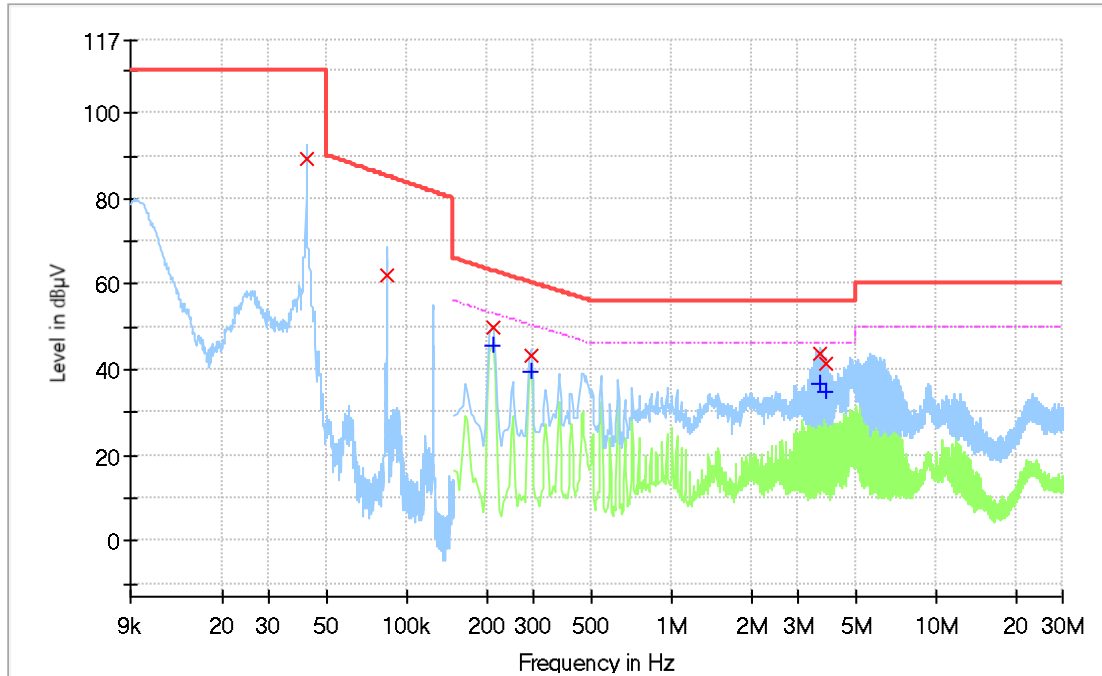
Neutral Line\_5) 208 V Center Cooking Zone Boost Operating Mode



Final\_Result

Frequency (MHz)	QuasiPeak (dBµV)	C-Average (dBµV)	Limit (dBµV)	Margin (dB)	Meas. Time (ms)	Bandwidth (kHz)	Line	PE	Corr. (dB)
0.036	46.05	---	110.00	63.95	15 000.0	0.200	N	FLO	10.2
0.071	10.54	---	86.78	76.24	15 000.0	0.200	N	FLO	9.9
0.107	9.18	---	83.09	73.91	15 000.0	0.200	N	FLO	9.9
0.178	---	16.16	54.58	38.42	15 000.0	9.000	N	FLO	9.9
0.178	26.69	---	64.58	37.88	15 000.0	9.000	N	FLO	9.9
0.214	---	25.98	53.05	27.07	15 000.0	9.000	N	FLO	9.9
0.214	30.52	---	63.05	32.52	15 000.0	9.000	N	FLO	9.9
10.094	---	30.13	50.00	19.87	15 000.0	9.000	N	FLO	10.3
10.094	37.08	---	60.00	22.92	15 000.0	9.000	N	FLO	10.3

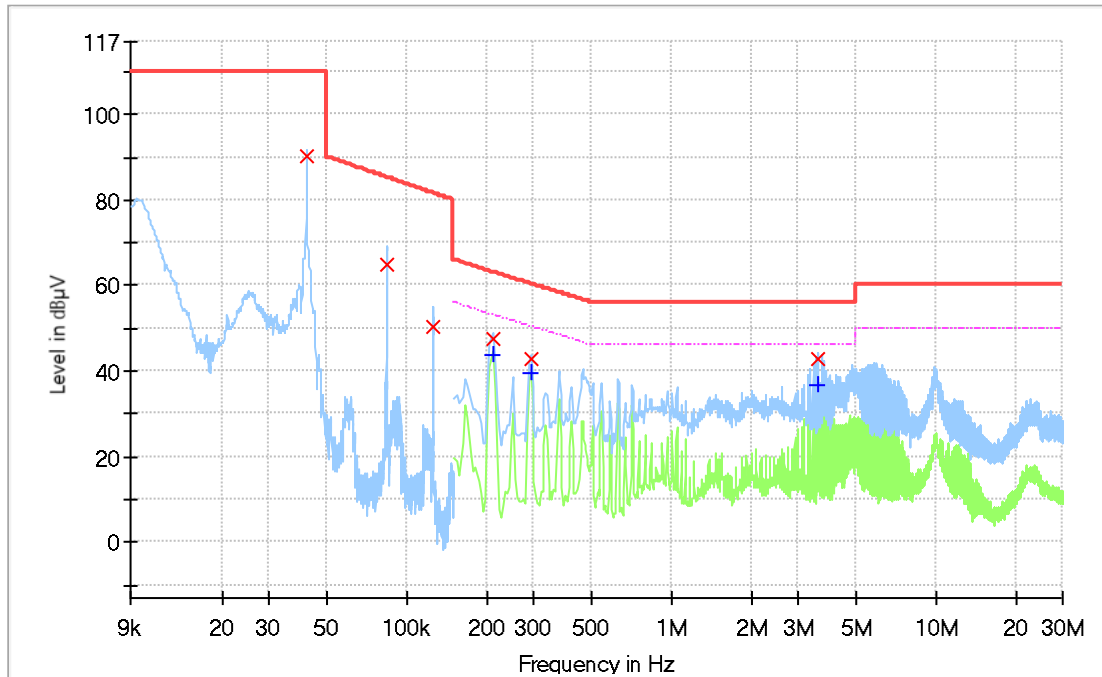
Live Line\_6) 240 V Left Rear Cooking Zone Boost Operating Mode



Final\_Result

Frequency (MHz)	QuasiPeak (dBµV)	C-Average (dBµV)	Limit (dBµV)	Margin (dB)	Meas. Time (ms)	Bandwidth (kHz)	Line	PE	Corr. (dB)
0.042	89.31	---	110.00	20.69	15 000.0	0.200	L1	FLO	10.1
0.083	61.93	---	85.34	23.41	15 000.0	0.200	L1	FLO	9.9
0.210	---	45.90	53.21	7.31	15 000.0	9.000	L1	FLO	9.9
0.210	49.80	---	63.21	13.41	15 000.0	9.000	L1	FLO	9.9
0.294	---	39.63	50.41	10.78	15 000.0	9.000	L1	FLO	9.9
0.294	43.45	---	60.41	16.96	15 000.0	9.000	L1	FLO	9.9
3.634	---	36.79	46.00	9.21	15 000.0	9.000	L1	FLO	10.0
3.634	43.82	---	56.00	12.18	15 000.0	9.000	L1	FLO	10.0
3.802	---	34.70	46.00	11.30	15 000.0	9.000	L1	FLO	10.0
3.802	41.29	---	56.00	14.71	15 000.0	9.000	L1	FLO	10.0

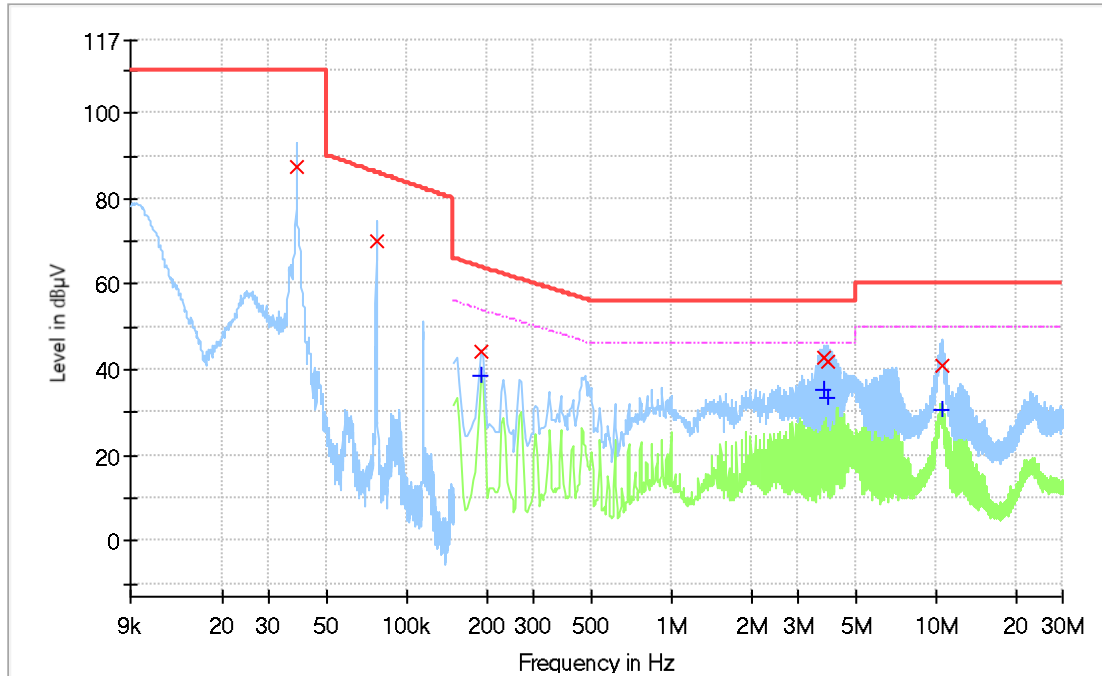
Neutral Line\_6) 240 V Left Rear Cooking Zone Boost Operating Mode



Final\_Result

Frequency (MHz)	QuasiPeak (dBµV)	C-Average (dBµV)	Limit (dBµV)	Margin (dB)	Meas. Time (ms)	Bandwidth (kHz)	Line	PE	Corr. (dB)
0.042	90.47	---	110.00	19.53	15 000.0	0.200	N	FLO	10.1
0.083	64.76	---	85.33	20.57	15 000.0	0.200	N	FLO	9.9
0.125	50.38	---	81.64	31.26	15 000.0	0.200	N	FLO	9.9
0.210	---	43.93	53.21	9.28	15 000.0	9.000	N	FLO	9.9
0.210	47.62	---	63.21	15.59	15 000.0	9.000	N	FLO	9.9
0.294	---	39.42	50.41	10.99	15 000.0	9.000	N	FLO	9.9
0.294	42.97	---	60.41	17.44	15 000.0	9.000	N	FLO	9.9
3.594	---	36.62	46.00	9.38	15 000.0	9.000	N	FLO	10.0
3.594	42.89	---	56.00	13.11	15 000.0	9.000	N	FLO	10.0

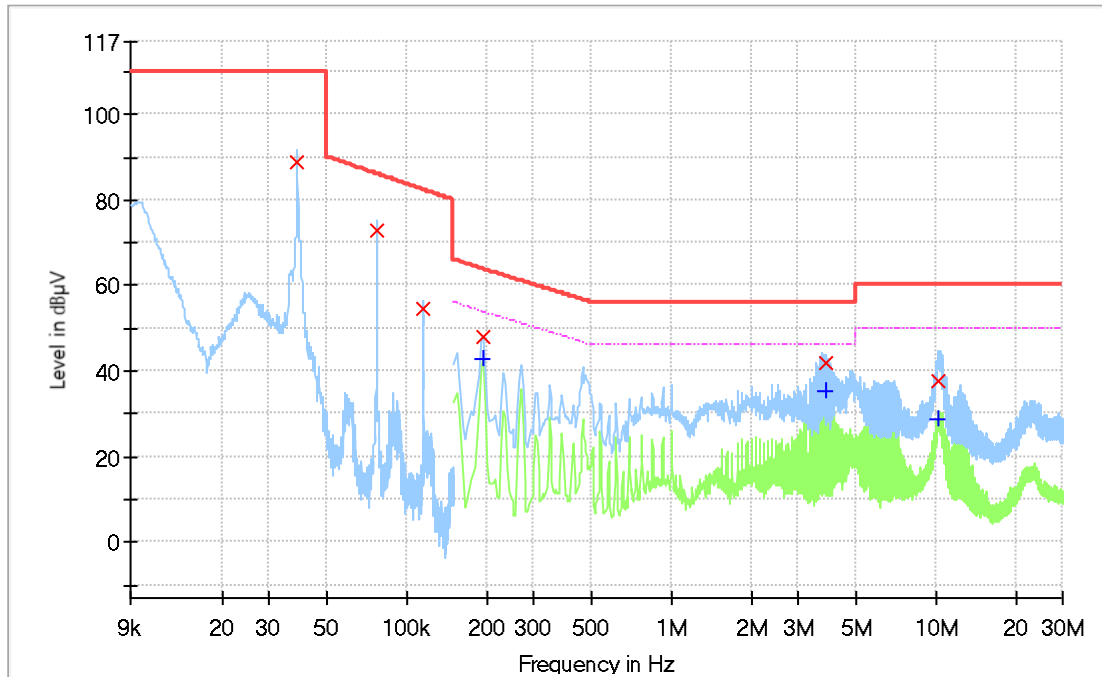
Live Line\_7) 240 V Left Front Cooking Zone Boost Operating Mode



Final\_Result

Frequency (MHz)	QuasiPeak (dBµV)	C-Average (dBµV)	Limit (dBµV)	Margin (dB)	Meas. Time (ms)	Bandwidth (kHz)	Line	PE	Corr. (dB)
0.038	87.55	---	110.00	22.45	15 000.0	0.200	L1	FLO	10.1
0.077	70.03	---	86.13	16.10	15 000.0	0.200	L1	FLO	9.9
0.190	---	38.69	54.04	15.34	15 000.0	9.000	L1	FLO	9.9
0.190	44.26	---	64.04	19.78	15 000.0	9.000	L1	FLO	9.9
3.790	---	35.13	46.00	10.87	15 000.0	9.000	L1	FLO	10.0
3.790	43.08	---	56.00	12.92	15 000.0	9.000	L1	FLO	10.0
3.866	---	33.37	46.00	12.63	15 000.0	9.000	L1	FLO	10.0
3.866	42.14	---	56.00	13.86	15 000.0	9.000	L1	FLO	10.0
10.506	---	30.55	50.00	19.45	15 000.0	9.000	L1	FLO	10.2
10.506	41.17	---	60.00	18.83	15 000.0	9.000	L1	FLO	10.2

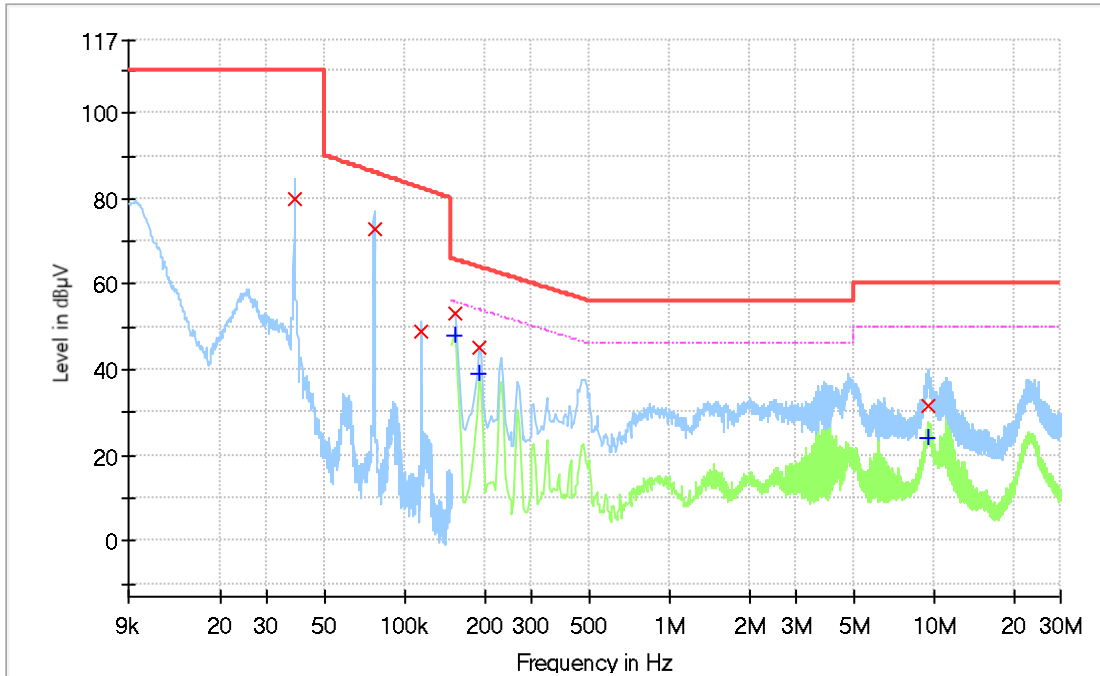
Neutral Line\_7) 240 V Left Front Cooking Zone Boost Operating Mode



Final\_Result

Frequency (MHz)	QuasiPeak (dBµV)	C-Average (dBµV)	Limit (dBµV)	Margin (dB)	Meas. Time (ms)	Bandwidth (kHz)	Line	PE	Corr. (dB)
0.038	88.97	---	110.00	21.03	15 000.0	0.200	N	FLO	10.1
0.077	72.88	---	86.07	13.19	15 000.0	0.200	N	FLO	9.9
0.115	54.69	---	82.38	27.69	15 000.0	0.200	N	FLO	9.9
0.194	---	42.68	53.86	11.18	15 000.0	9.000	N	FLO	9.9
0.194	47.82	---	63.86	16.04	15 000.0	9.000	N	FLO	9.9
3.846	---	35.42	46.00	10.58	15 000.0	9.000	N	FLO	10.0
3.846	41.83	---	56.00	14.17	15 000.0	9.000	N	FLO	10.0
10.238	---	28.82	50.00	21.18	15 000.0	9.000	N	FLO	10.3
10.238	37.62	---	60.00	22.38	15 000.0	9.000	N	FLO	10.3

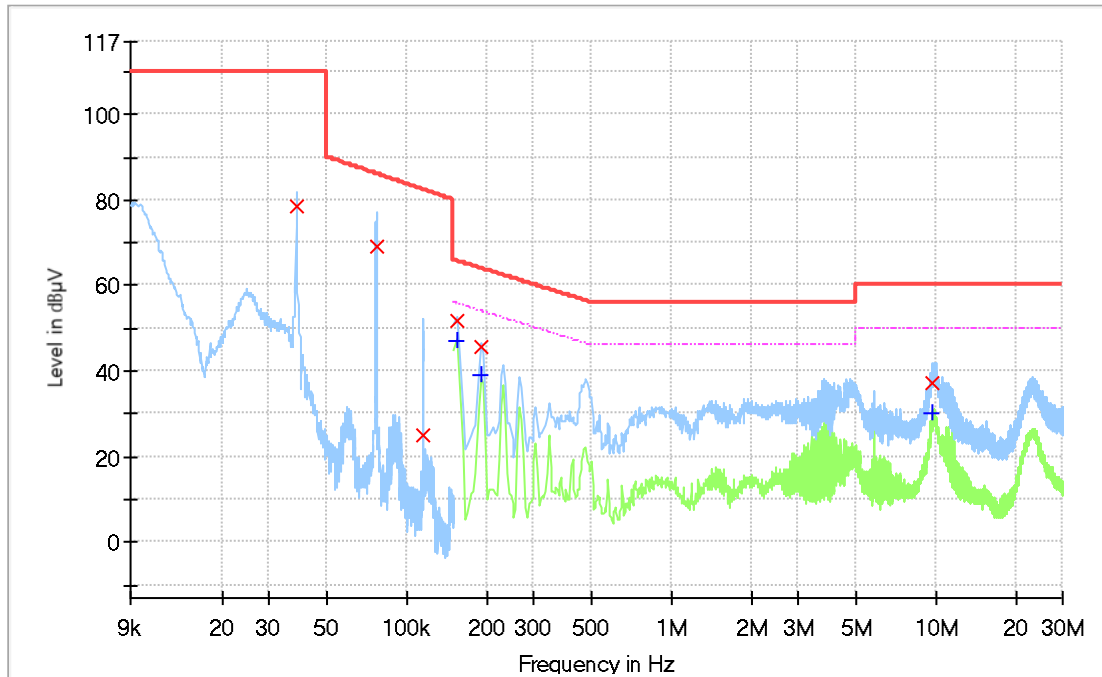
Live Line\_8) 240 V Right Front Cooking Zone Boost Operating Mode



Final\_Result

Frequency (MHz)	QuasiPeak (dBµV)	C-Average (dBµV)	Limit (dBµV)	Margin (dB)	Meas. Time (ms)	Bandwidth (kHz)	Line	PE	Corr. (dB)
0.038	79.88	---	110.00	30.12	15 000.0	0.200	N	FLO	10.1
0.076	72.99	---	86.16	13.17	15 000.0	0.200	N	FLO	9.9
0.115	48.86	---	82.44	33.58	15 000.0	0.200	N	FLO	9.9
0.154	53.14	---	65.78	12.64	15 000.0	9.000	N	FLO	9.9
0.154	---	48.23	55.78	7.55	15 000.0	9.000	N	FLO	9.9
0.190	45.25	---	64.04	18.79	15 000.0	9.000	N	FLO	9.9
0.190	---	38.86	54.04	15.18	15 000.0	9.000	N	FLO	9.9
9.422	31.44	---	60.00	28.56	15 000.0	9.000	N	FLO	10.2
9.422	---	24.10	50.00	25.90	15 000.0	9.000	N	FLO	10.2

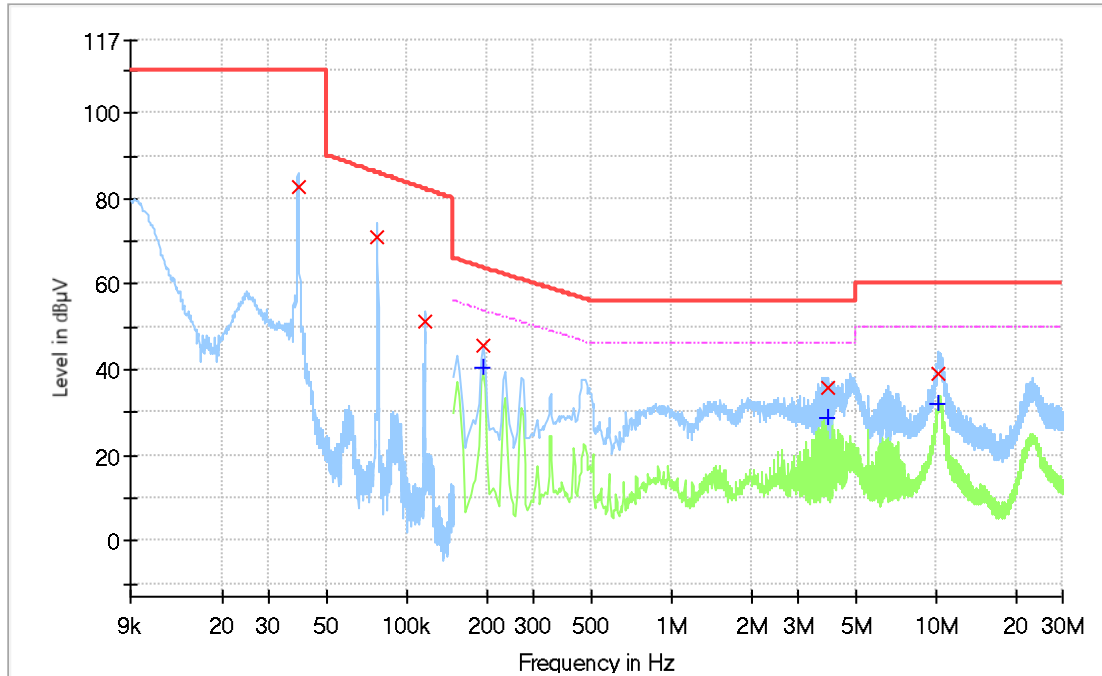
Neutral Line\_8) 240 V Right Front Cooking Zone Boost Operating Mode



Final\_Result

Frequency (MHz)	QuasiPeak (dBµV)	C-Average (dBµV)	Limit (dBµV)	Margin (dB)	Meas. Time (ms)	Bandwidth (kHz)	Line	PE	Corr. (dB)
0.038	78.50	---	110.00	31.50	15 000.0	0.200	L1	FLO	10.1
0.076	69.24	---	86.15	16.90	15 000.0	0.200	L1	FLO	9.9
0.114	24.88	---	82.47	57.59	15 000.0	0.200	L1	FLO	9.9
0.154	51.90	---	65.78	13.88	15 000.0	9.000	L1	FLO	9.9
0.154	---	46.93	55.78	8.85	15 000.0	9.000	L1	FLO	9.9
0.190	45.60	---	64.04	18.43	15 000.0	9.000	L1	FLO	9.9
0.190	---	39.32	54.04	14.72	15 000.0	9.000	L1	FLO	9.9
9.734	37.00	---	60.00	23.00	15 000.0	9.000	L1	FLO	10.2
9.734	---	30.31	50.00	19.69	15 000.0	9.000	L1	FLO	10.2

Live Line\_9) 240 V Right Rear Cooking Zone Boost Operating Mode

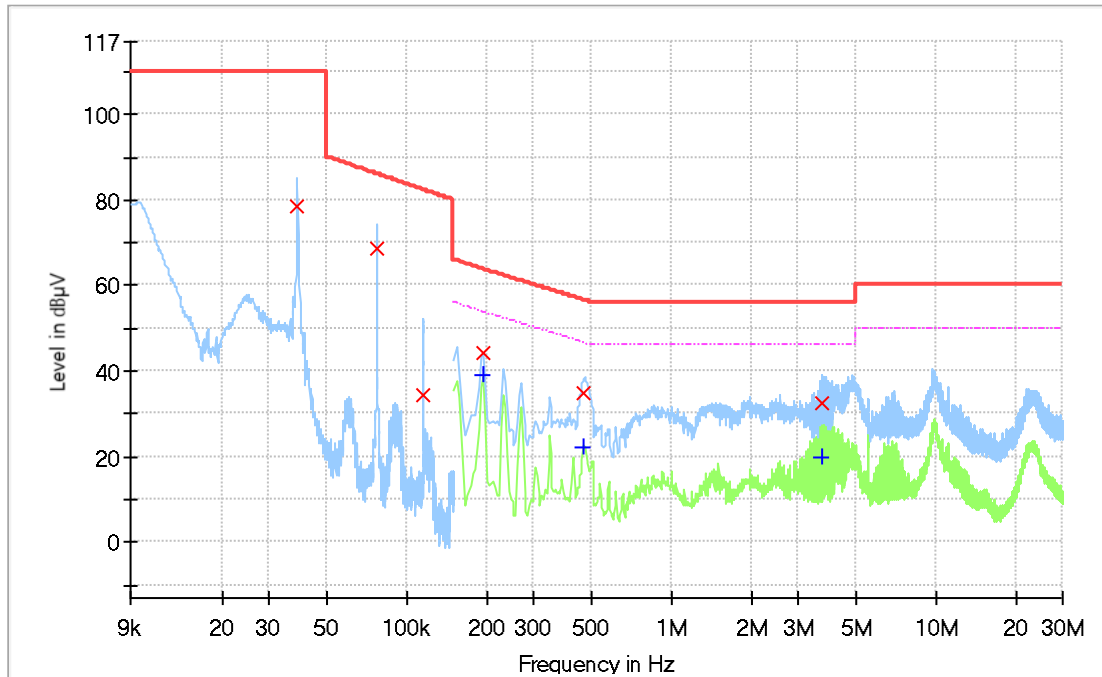


Final\_Result

Frequency (MHz)	QuasiPeak (dBµV)	C-Average (dBµV)	Limit (dBµV)	Margin (dB)	Meas. Time (ms)	Bandwidth (kHz)	Line	PE	Corr. (dB)
0.039	82.93	---	110.00	27.07	15 000.0	0.200	L1	FLO	10.1
0.077	71.03	---	86.03	15.00	15 000.0	0.200	L1	FLO	9.9
0.116	51.20	---	82.34	31.14	15 000.0	0.200	L1	FLO	9.9
0.194	---	40.40	53.86	13.46	15 000.0	9.000	L1	FLO	9.9
0.194	45.67	---	63.86	18.19	15 000.0	9.000	L1	FLO	9.9
3.870	---	28.67	46.00	17.33	15 000.0	9.000	L1	FLO	10.0
3.870	35.74	---	56.00	20.26	15 000.0	9.000	L1	FLO	10.0
10.238	---	32.16	50.00	17.84	15 000.0	9.000	L1	FLO	10.2
10.238	39.14	---	60.00	20.86	15 000.0	9.000	L1	FLO	10.2



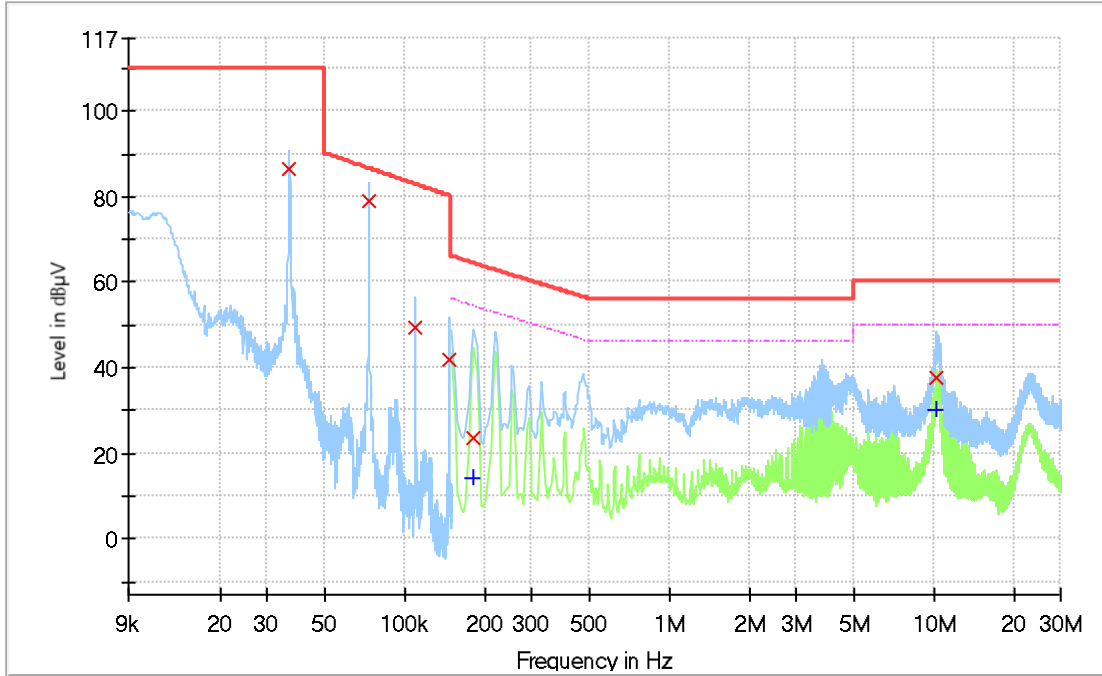
Neutral Line\_9) 240 V Right Rear Cooking Zone Boost Operating Mode



Final\_Result

Frequency (MHz)	QuasiPeak (dBµV)	C-Average (dBµV)	Limit (dBµV)	Margin (dB)	Meas. Time (ms)	Bandwidth (kHz)	Line	PE	Corr. (dB)
0.038	78.61	---	110.00	31.39	15 000.0	0.200	N	FLO	10.1
0.077	68.88	---	86.07	17.19	15 000.0	0.200	N	FLO	9.9
0.115	34.62	---	82.39	47.76	15 000.0	0.200	N	FLO	9.9
0.194	---	38.87	53.86	15.00	15 000.0	9.000	N	FLO	9.9
0.194	44.14	---	63.86	19.73	15 000.0	9.000	N	FLO	9.9
0.462	---	21.98	46.66	24.68	15 000.0	9.000	N	FLO	9.9
0.462	35.09	---	56.66	21.57	15 000.0	9.000	N	FLO	9.9
3.698	---	19.84	46.00	26.16	15 000.0	9.000	N	FLO	10.0
3.698	32.49	---	56.00	23.51	15 000.0	9.000	N	FLO	10.0

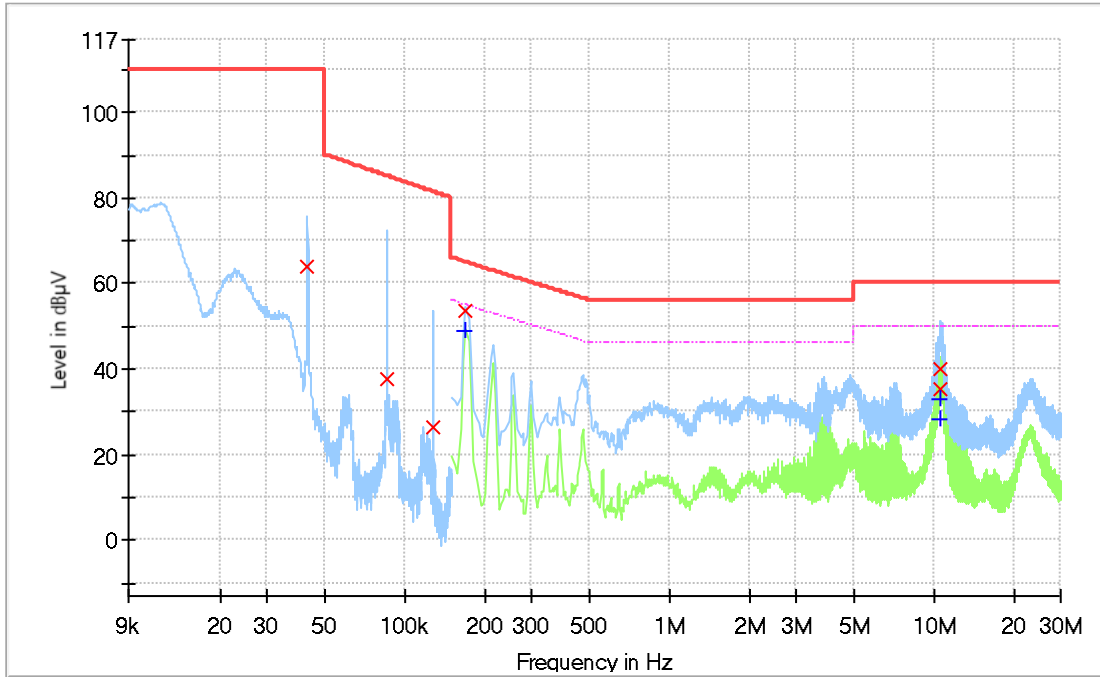
Live Line\_10) 240 V Center Cooking Zone Operating Mode



Final\_Result

Frequency (MHz)	QuasiPeak (dBµV)	C-Average (dBµV)	Limit (dBµV)	Margin (dB)	Meas. Time (ms)	Bandwidth (kHz)	Line	PE	Corr. (dB)
0.037	86.59	---	110.00	23.41	15 000.0	0.200	L1	FLO	10.1
0.073	79.16	---	86.56	7.40	15 000.0	0.200	L1	FLO	9.9
0.109	49.58	---	82.87	33.29	15 000.0	0.200	L1	FLO	9.9
0.146	41.92	---	80.25	38.33	15 000.0	0.200	L1	FLO	9.9
0.182	---	14.45	54.39	39.94	15 000.0	9.000	L1	FLO	9.9
0.182	23.44	---	64.39	40.95	15 000.0	9.000	L1	FLO	9.9
10.242	---	30.34	50.00	19.66	15 000.0	9.000	L1	FLO	10.2
10.242	37.66	---	60.00	22.34	15 000.0	9.000	L1	FLO	10.2

Neutral Line\_10) 240 V Center Cooking Zone Operating Mode



Final\_Result

Frequency (MHz)	QuasiPeak (dBµV)	C-Average (dBµV)	Limit (dBµV)	Margin (dB)	Meas. Time (ms)	Bandwidth (kHz)	Line	PE	Corr. (dB)
0.043	64.19	---	110.00	45.81	15 000.0	0.200	N	FLO	10.1
0.086	37.82	---	85.11	47.29	15 000.0	0.200	N	FLO	9.9
0.128	26.38	---	81.44	55.05	15 000.0	0.200	N	FLO	9.9
0.170	53.76	---	64.96	11.21	15 000.0	9.000	N	FLO	9.9
0.170	---	49.00	54.96	5.96	15 000.0	9.000	N	FLO	9.9
10.446	---	32.94	50.00	17.06	15 000.0	9.000	N	FLO	10.3
10.446	39.81	---	60.00	20.19	15 000.0	9.000	N	FLO	10.3
10.618	---	28.21	50.00	21.79	15 000.0	9.000	N	FLO	10.3
10.618	35.38	---	60.00	24.62	15 000.0	9.000	N	FLO	10.3

Measurement Uncertainty: See Appendix A

- Note:
- Line ( L1 ) : Live
  - Line ( N ) : Neutral
  - Corr. : LISN Factor + Pulse Limiter Factor + Cable Loss
  - Margin = Limit – QuasiPeak or Average

Ex) In case

Freq ; 0.5 MHz, level ; 30 dB(µV), CL ; 0.2 dB, LISN ; 9.5 dB, P/L: 9.8 dB

$$\begin{aligned} \text{Result} &= \text{Level} + \text{CL} + \text{LISN} + \text{P/L} \\ &= 30 + 0.2 + 9.5 + 9.8 \\ &= 49.5 \end{aligned}$$

$$\begin{aligned} \text{Margin} &= \text{Limit} - \text{Result} \\ &= 56 - 49.5 \\ &= 6.5 \end{aligned}$$

## 2.4 Radiated Emission

The initial preliminary exploratory scans were performed over the measuring frequency range (0.009 MHz to 30 MHz) using a max hold mode incorporating a Average detector by using the EMI measuring software. The final test data was measured using a Average detector.

Measurements were made with the antenna positioned in both the horizontal and vertical planes of polarization. The antenna height was varied from 1 m to 4 m and the EUT was rotated 360° to find the maximum emitting point for each frequency.

Note. Measuring software

- Giheung Lab.: EMC32(V10.40.10) from R&S
- Gunpo Lab.: EP5RE(V5.3.70) from TOYO
- Dongtan Lab.: EMC32(V10.40.10) from R&S

### 2.4.1 Test Equipments

Equipment	Model	Manufacturer	Serial No	Cal Due. Date
EMI TEST RECEIVER	ESU40	R&S	100075	2024.01.19
LOOP ANTENNA	HFH2-Z2	R&S	827525/002	2024.03.03
EMH-1Lab-RE-05	-	-	-	2024.01.07
EMH-1Lab-RE-06	-	-	-	2024.01.07

Note: The calibration period of every equipment is 1 year.

### 2.4.2 Test Site

10 m SEMI-ANECHOIC CHAMBER in Giheung Laboratory

### 2.4.3 Environment Conditions

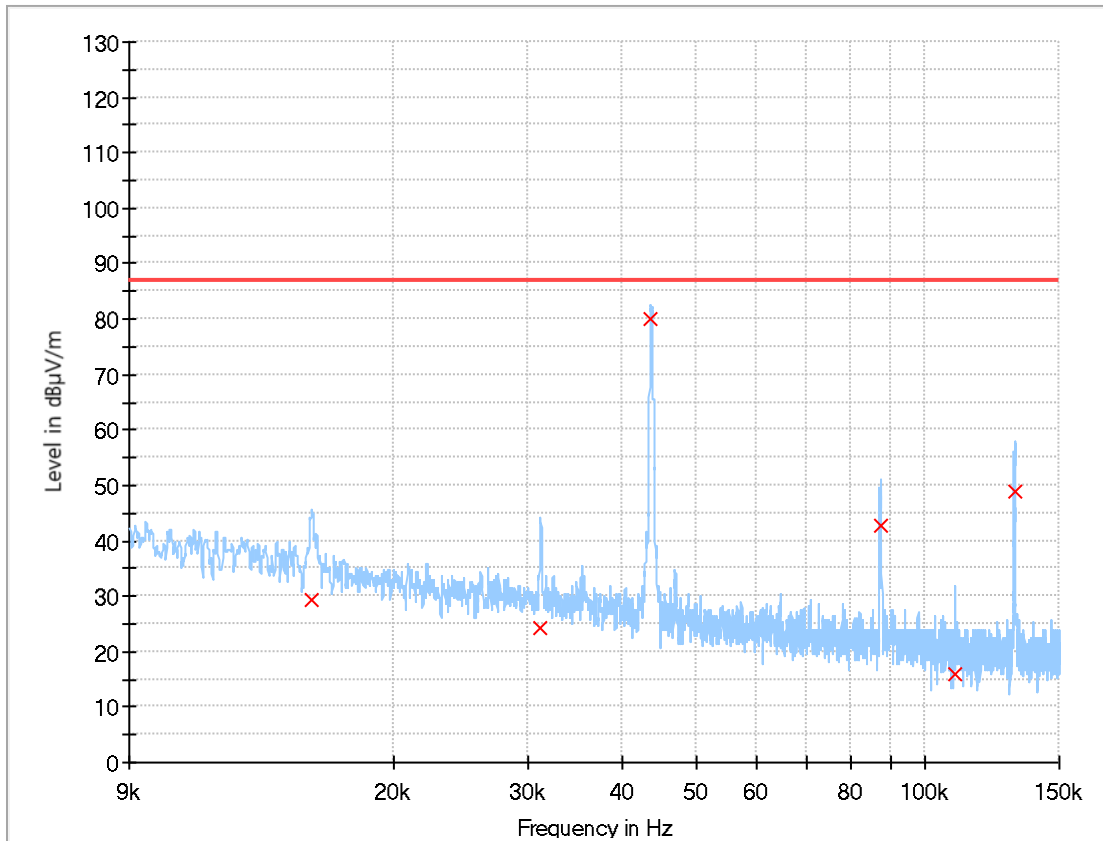
0.009 MHz ~ 30 MHz

Temperature	(Minimum 22.2, Maximum 22.9) °C
Humidity	(Minimum 40.0, Maximum 42.0) % R.H.
Atmospheric Pressure	(Minimum 101.0, Maximum 101.0) kPa
Test Date	September 13, 2023

### 2.4.4 Test Results

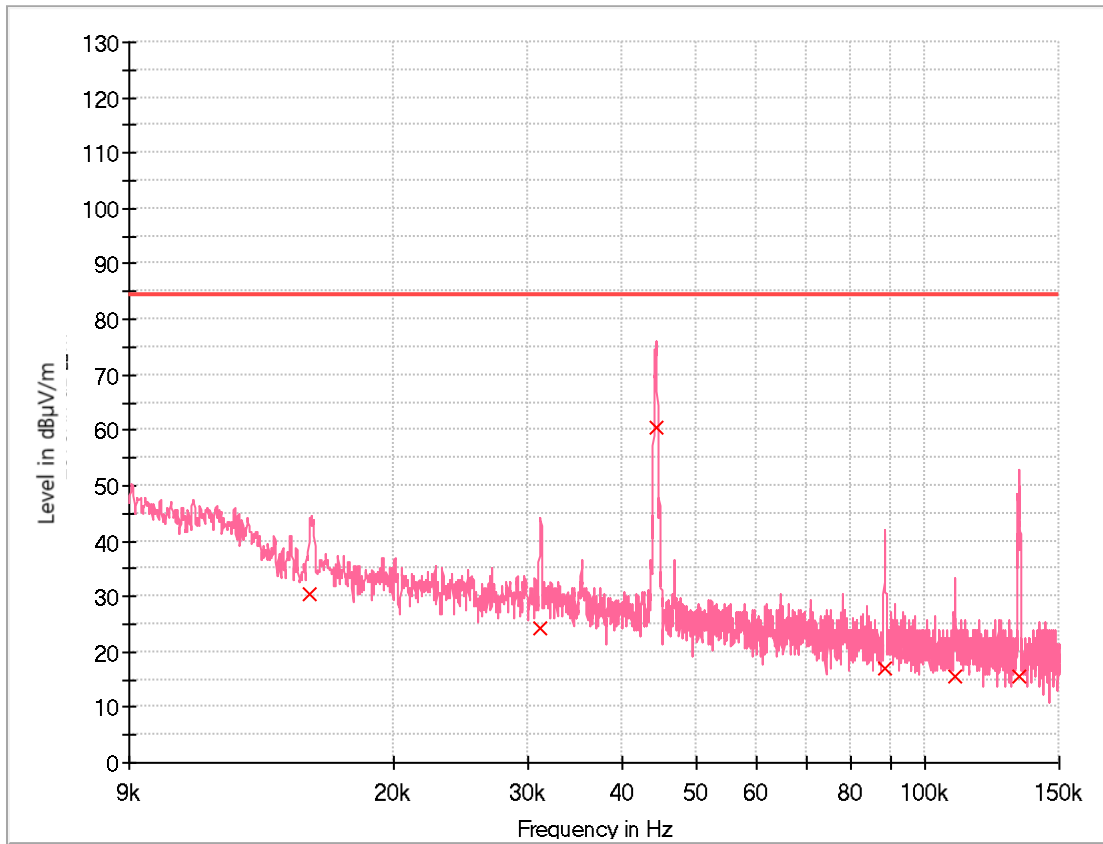
① 0.009 MHz ~ 0.15 MHz (10 m method)

1) 208 V Left Rear Cooking Zone Boost Operating Mode



Final\_Result

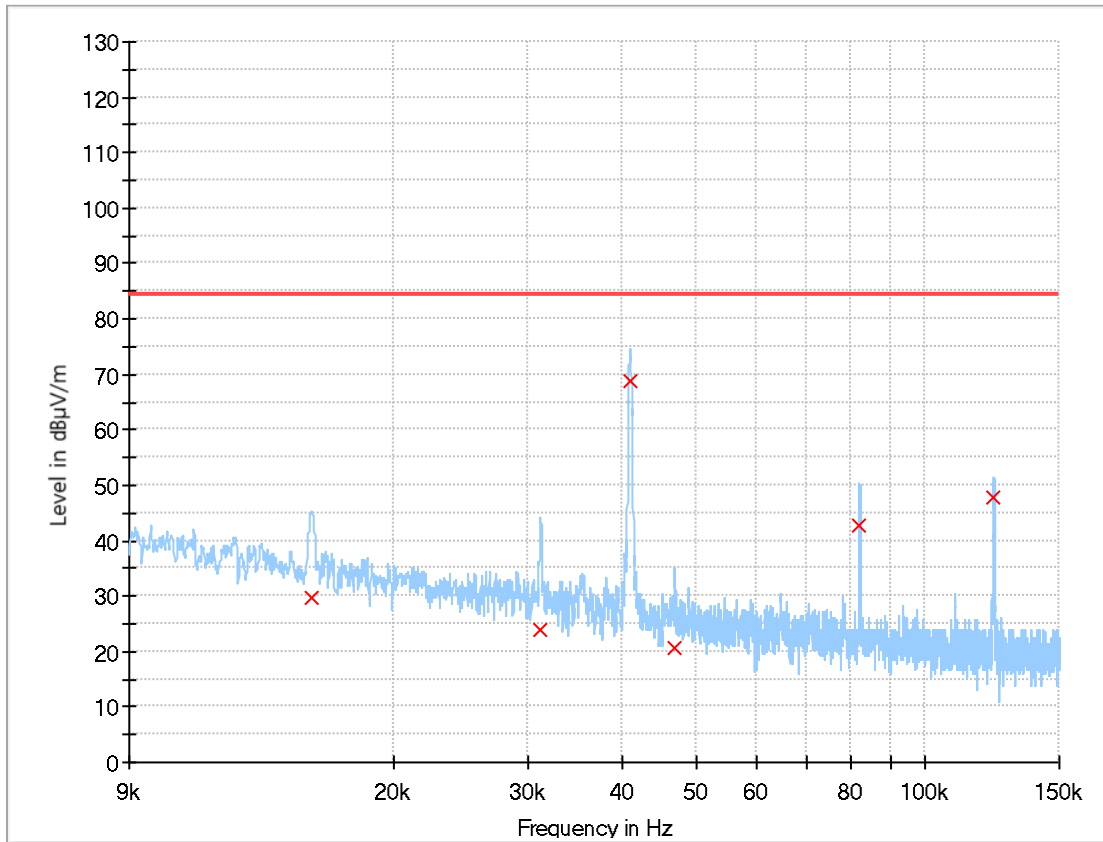
Frequency (MHz)	Average (dBµV/m)	Limit (dBµV/m)	Margin (dB)	Meas. Time (ms)	Bandwidth (kHz)	Pol	Azimuth (deg)	Corr. (dB)
0.016	29.25	86.87	57.62	15 000.0	0.200	H	55.0	19.9
0.031	24.28	86.87	62.59	15 000.0	0.200	H	12.0	20.1
0.044	80.05	86.87	6.82	15 000.0	0.200	H	0.0	20.2
0.087	42.77	86.87	44.10	15 000.0	0.200	H	0.0	20.2
0.109	15.97	86.87	70.90	15 000.0	0.200	H	55.0	20.2
0.131	48.73	86.87	38.14	15 000.0	0.200	H	12.0	20.2



Final\_Result

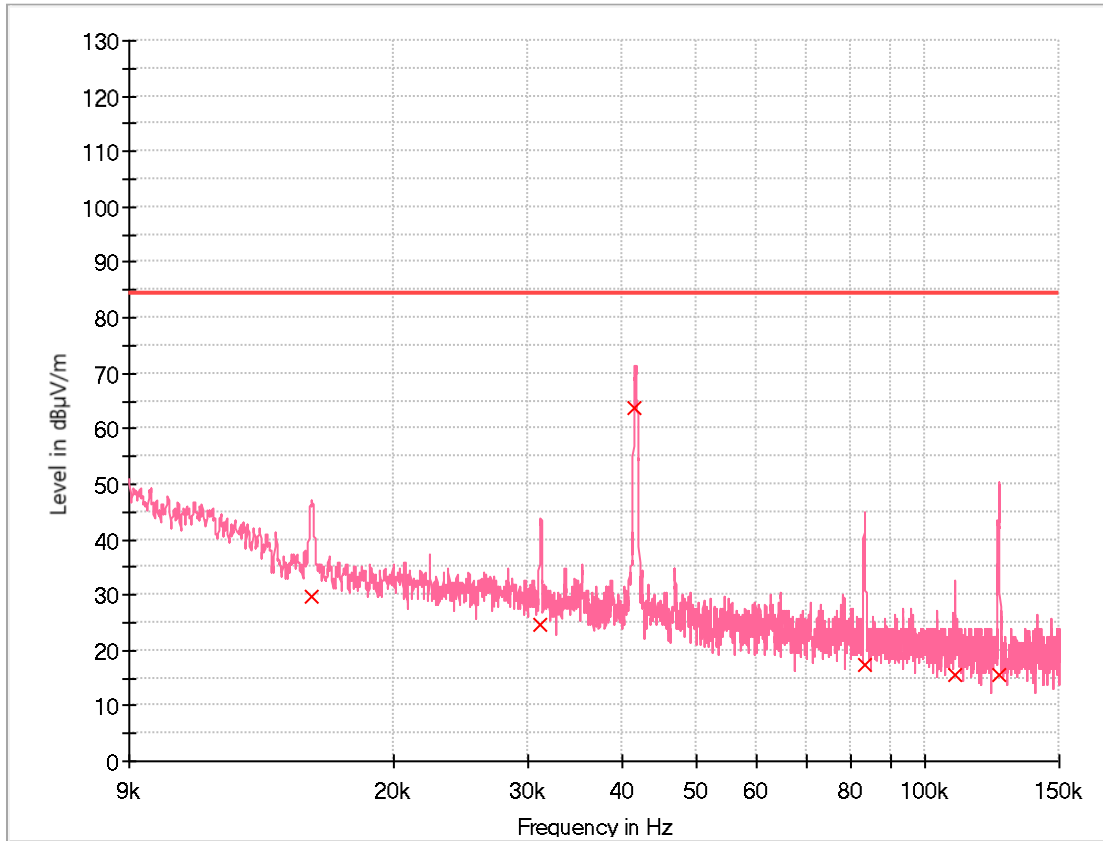
Frequency (MHz)	Average (dBµV/m)	Limit (dBµV/m)	Margin (dB)	Meas. Time (ms)	Bandwidth (kHz)	Pol	Azimuth (deg)	Corr. (dB)
0.016	30.35	84.23	53.88	15 000.0	0.200	V	316.0	19.9
0.031	24.26	84.23	59.97	15 000.0	0.200	V	12.0	20.1
0.044	60.42	84.23	23.81	15 000.0	0.200	V	272.0	20.2
0.089	17.03	84.23	67.20	15 000.0	0.200	V	316.0	20.2
0.109	15.55	84.23	68.68	15 000.0	0.200	V	185.0	20.2
0.133	15.70	84.23	68.53	15 000.0	0.200	V	98.0	20.2

2) 208 V Left Front Cooking Zone Boost Operating Mode



Final\_Result

Frequency (MHz)	Average (dBµV/m)	Limit (dBµV/m)	Margin (dB)	Meas. Time (ms)	Bandwidth (kHz)	Pol	Azimuth (deg)	Corr. (dB)
0.016	29.57	84.23	54.66	15 000.0	0.200	H	55.0	19.9
0.031	23.87	84.23	60.36	15 000.0	0.200	H	55.0	20.1
0.041	68.70	84.23	15.53	15 000.0	0.200	H	229.0	20.2
0.047	20.74	84.23	63.49	15 000.0	0.200	H	142.0	20.2
0.082	42.76	84.23	41.47	15 000.0	0.200	H	229.0	20.2
0.123	47.68	84.23	36.55	15 000.0	0.200	H	0.0	20.2

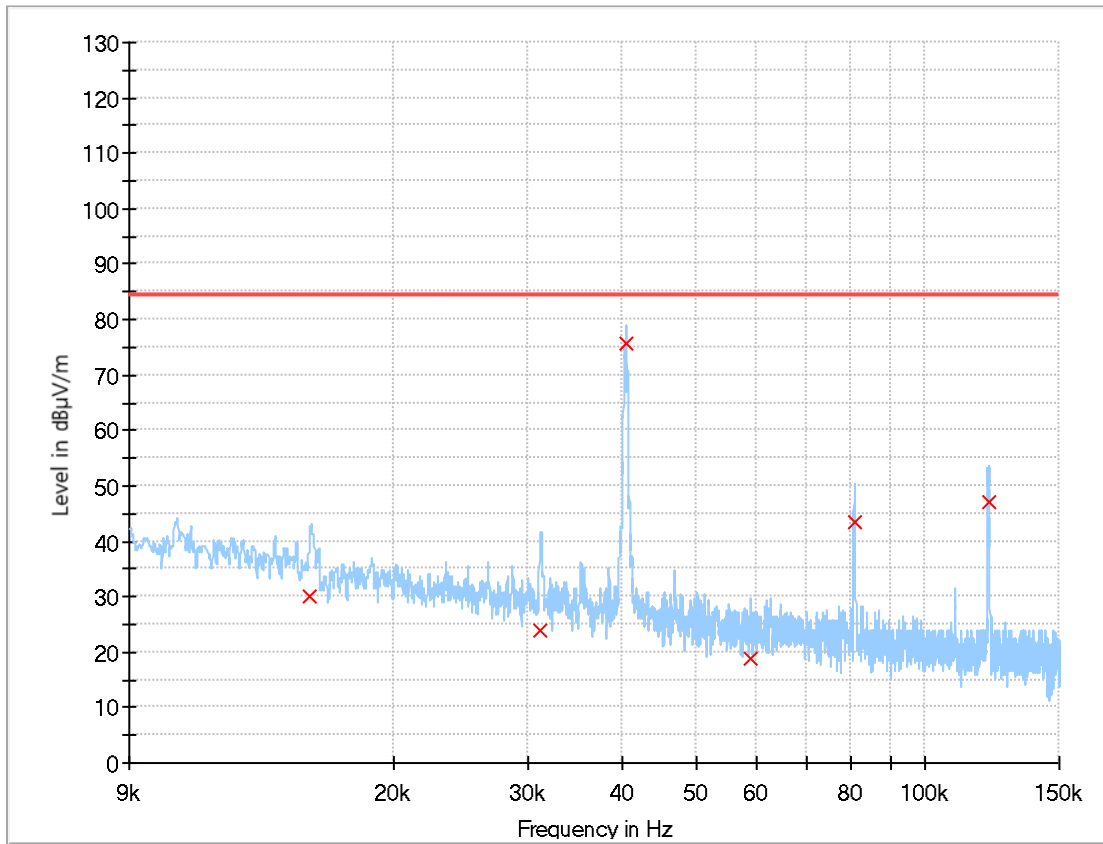


Final\_Result

Frequency (MHz)	Average (dBµV/m)	Limit (dBµV/m)	Margin (dB)	Meas. Time (ms)	Bandwidth (kHz)	Pol	Azimuth (deg)	Corr. (dB)
0.016	29.81	84.23	54.42	15 000.0	0.200	V	55.0	19.9
0.031	24.46	84.23	59.77	15 000.0	0.200	V	316.0	20.1
0.042	63.73	84.23	20.50	15 000.0	0.200	V	55.0	20.2
0.083	17.38	84.23	66.85	15 000.0	0.200	V	272.0	20.2
0.109	15.70	84.23	68.53	15 000.0	0.200	V	229.0	20.2
0.125	15.59	84.23	68.64	15 000.0	0.200	V	272.0	20.2

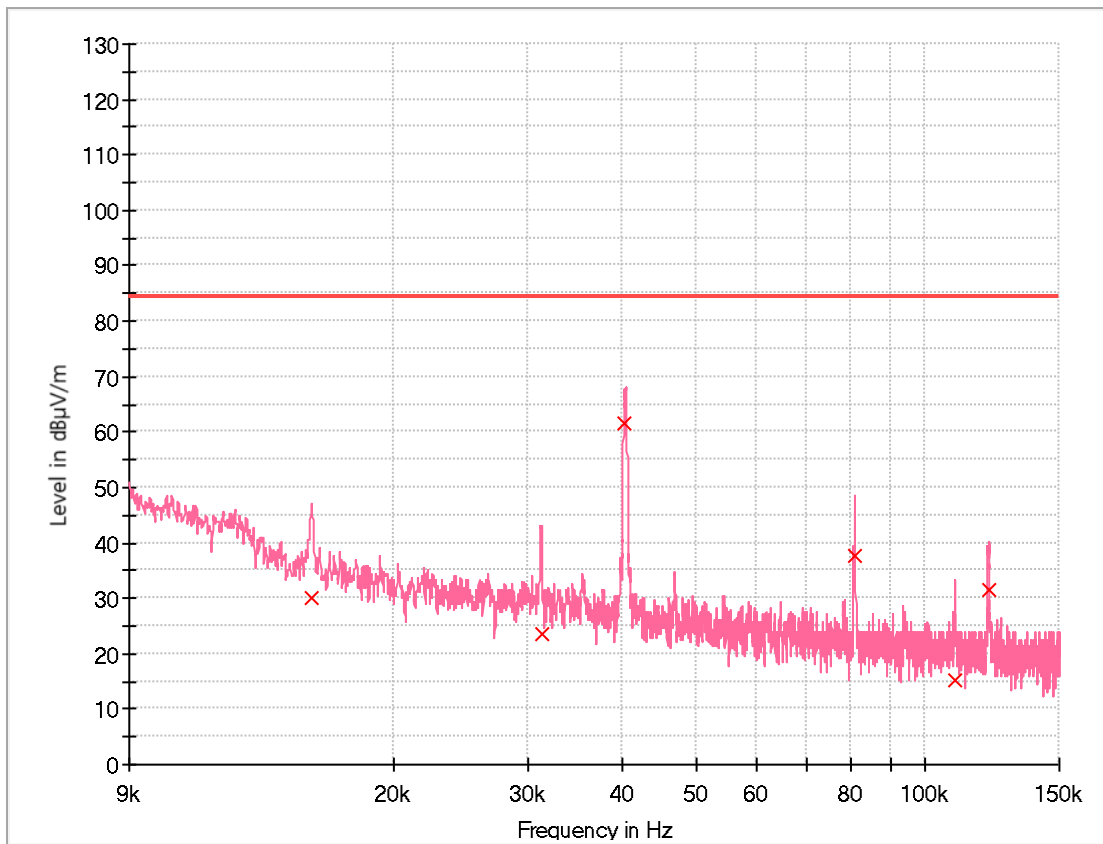


3) 208 V Right Front Cooking Zone Boost Operating Mode



Final\_Result

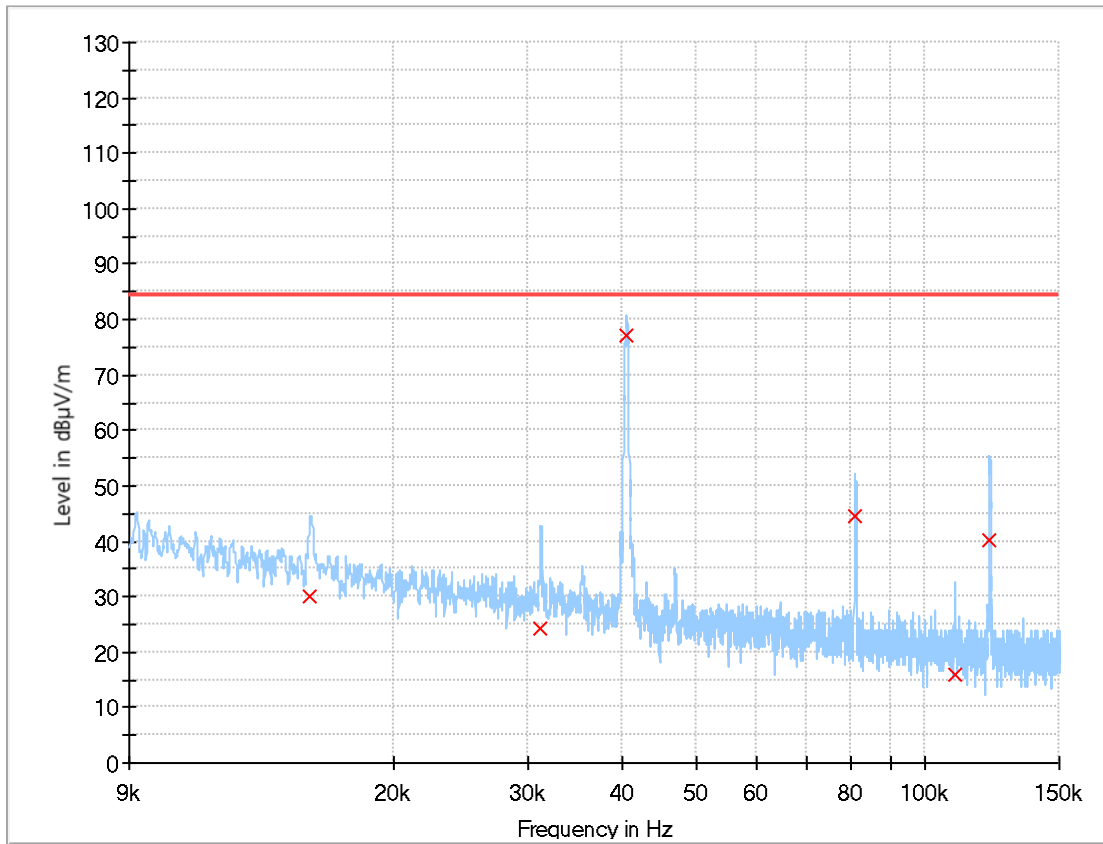
Frequency (MHz)	Average (dBµV/m)	Limit (dBµV/m)	Margin (dB)	Meas. Time (ms)	Bandwidth (kHz)	Pol	Azimuth (deg)	Corr. (dB)
	29.91	84.23	54.32	15 000.0	0.200	H	174.0	19.9
0.031	23.75	84.23	60.48	15 000.0	0.200	H	218.0	20.1
0.040	75.68	84.23	8.55	15 000.0	0.200	H	44.0	20.2
0.059	18.72	84.23	65.51	15 000.0	0.200	H	0.0	20.2
0.081	43.51	84.23	40.72	15 000.0	0.200	H	0.0	20.2
0.121	47.02	84.23	37.21	15 000.0	0.200	H	0.0	20.2



Final\_Result

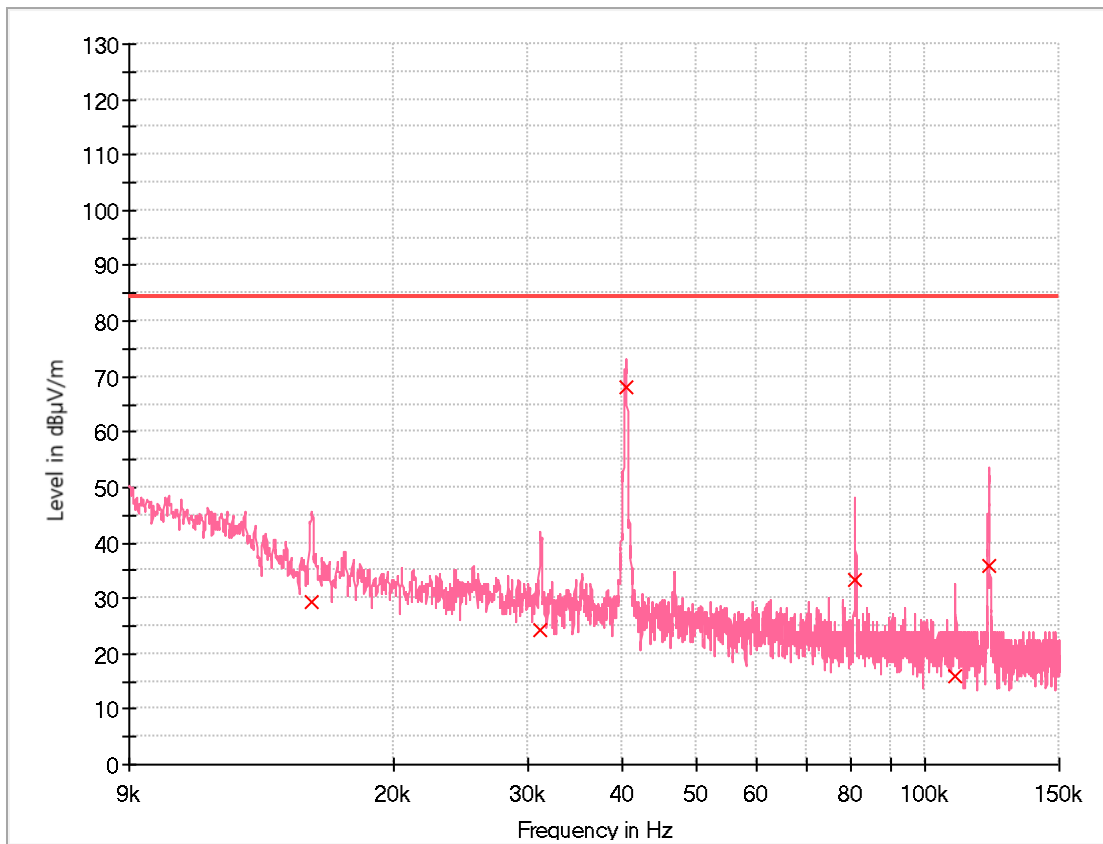
Frequency (MHz)	Average (dBµV/m)	Limit (dBµV/m)	Margin (dB)	Meas. Time (ms)	Bandwidth (kHz)	Pol	Azimuth (deg)	Corr. (dB)
0.016	30.00	84.23	54.23	15 000.0	0.200	V	0.0	19.9
0.031	23.48	84.23	60.75	15 000.0	0.200	V	0.0	20.1
0.040	61.45	84.23	22.78	15 000.0	0.200	V	12.0	20.2
0.081	37.48	84.23	46.75	15 000.0	0.200	V	317.0	20.2
0.109	15.12	84.23	69.11	15 000.0	0.200	V	55.0	20.2
0.121	31.43	84.23	52.80	15 000.0	0.200	V	273.0	20.2

4) 208 V Right Rear Cooking Zone Boost Operating Mode



Final\_Result

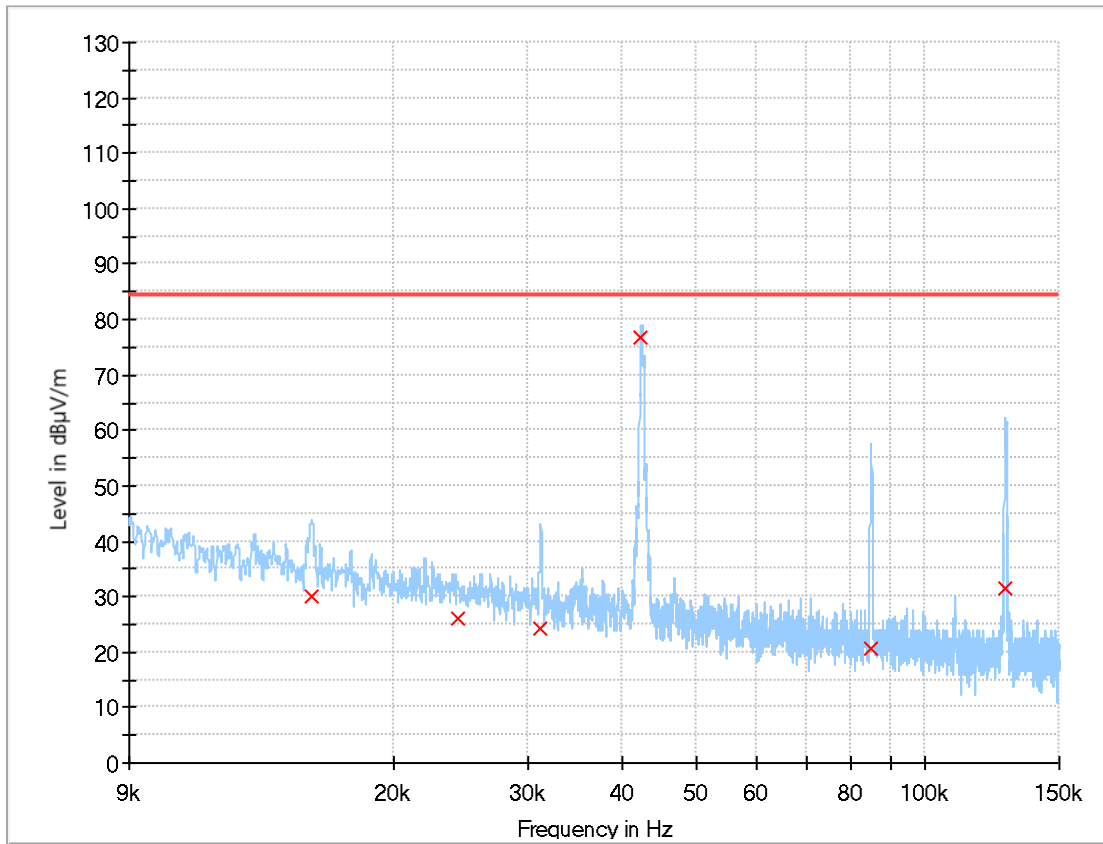
Frequency (MHz)	Average (dBµV/m)	Limit (dBµV/m)	Margin (dB)	Meas. Time (ms)	Bandwidth (kHz)	Pol	Azimuth (deg)	Corr. (dB)
0.016	30.08	84.23	54.15	15 000.0	0.200	H	316.0	19.9
0.031	24.27	84.23	59.96	15 000.0	0.200	H	316.0	20.1
0.040	77.18	84.23	7.05	15 000.0	0.200	H	96.0	20.2
0.081	44.59	84.23	39.64	15 000.0	0.200	H	9.0	20.2
0.109	15.83	84.23	68.40	15 000.0	0.200	H	52.0	20.2
0.121	40.09	84.23	44.14	15 000.0	0.200	H	52.0	20.2



Final\_Result

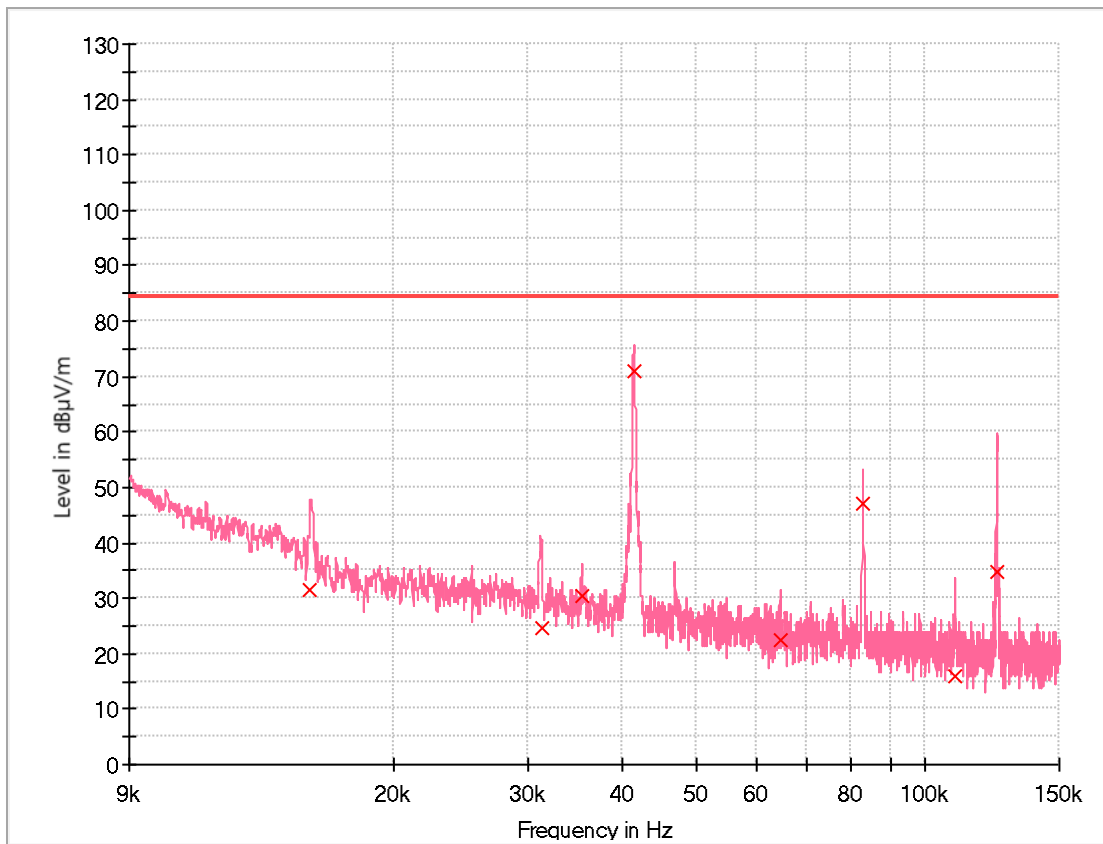
Frequency (MHz)	Average (dBµV/m)	Limit (dBµV/m)	Margin (dB)	Meas. Time (ms)	Bandwidth (kHz)	Pol	Azimuth (deg)	Corr. (dB)
0.016	29.47	84.23	54.76	15 000.0	0.200	V	0.0	19.9
0.031	24.34	84.23	59.89	15 000.0	0.200	V	272.0	20.1
0.040	67.98	84.23	16.25	15 000.0	0.200	V	0.0	20.2
0.081	33.23	84.23	51.00	15 000.0	0.200	V	316.0	20.2
0.109	15.81	84.23	68.42	15 000.0	0.200	V	185.0	20.2
0.121	35.83	84.23	48.40	15 000.0	0.200	V	98.0	20.2

5) 208 V Center Cooking Zone Boost Operating Mode



Final\_Result

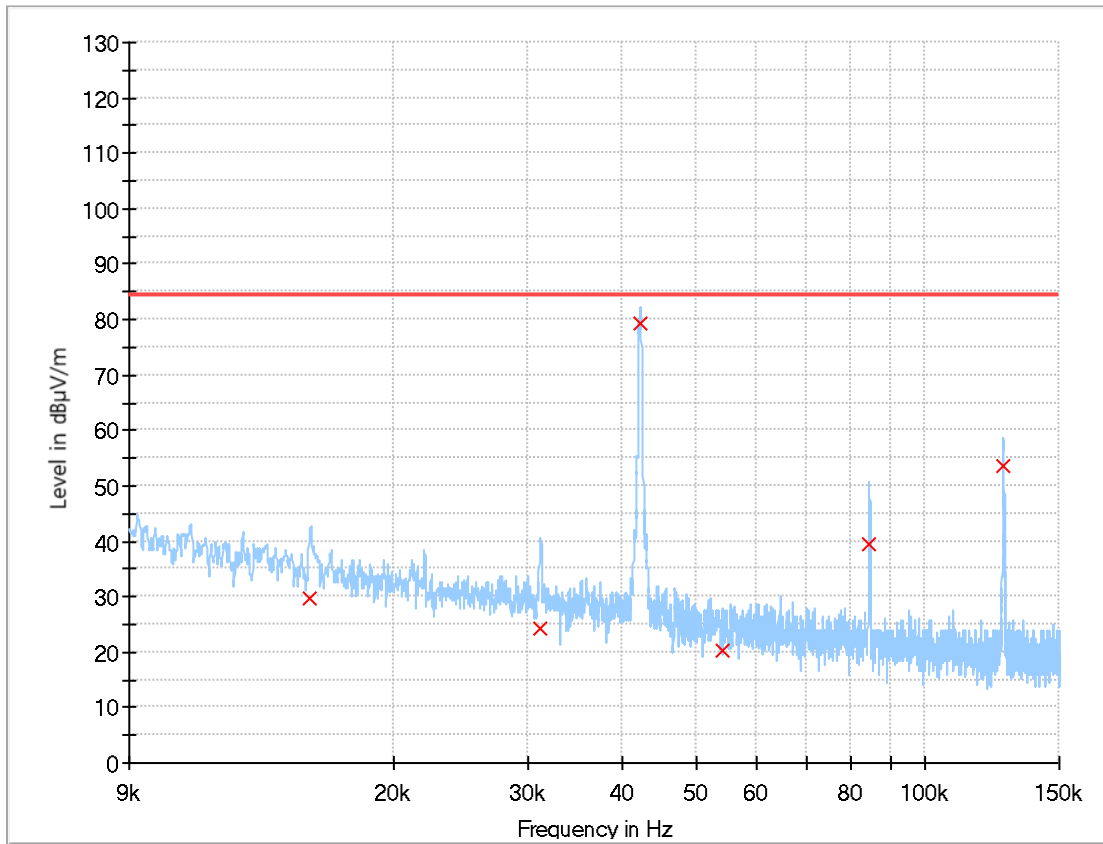
Frequency (MHz)	Average (dBµV/m)	Limit (dBµV/m)	Margin (dB)	Meas. Time (ms)	Bandwidth (kHz)	Pol	Azimuth (deg)	Corr. (dB)
0.016	29.89	84.23	54.34	15 000.0	0.200	H	0.0	19.9
0.024	26.03	84.23	58.20	15 000.0	0.200	H	316.0	20.1
0.031	24.15	84.23	60.08	15 000.0	0.200	H	229.0	20.1
0.042	76.76	84.23	7.47	15 000.0	0.200	H	0.0	20.2
0.085	20.72	84.23	63.51	15 000.0	0.200	H	0.0	20.2
0.128	31.57	84.23	52.66	15 000.0	0.200	H	0.0	20.2



Final\_Result

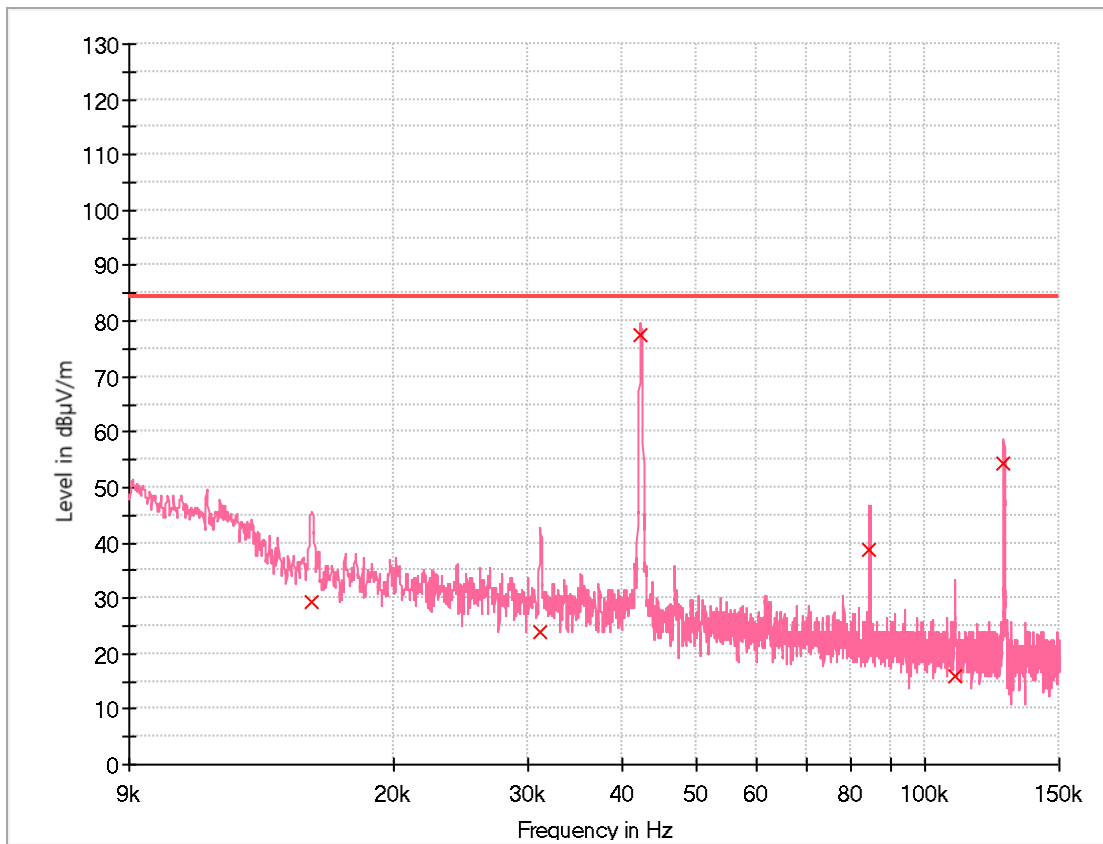
Frequency (kHz)	Average (dBµV/m)	Limit (dBµV/m)	Margin (dB)	Meas. Time (ms)	Bandwidth (kHz)	Pol	Azimuth (deg)	Corr. (dB)
0.016	31.68	84.23	52.55	15 000.0	0.200	V	98.0	19.9
0.031	24.48	84.23	59.75	15 000.0	0.200	V	229.0	20.1
0.035	30.42	84.23	53.81	15 000.0	0.200	V	316.0	20.2
0.041	70.82	84.23	13.41	15 000.0	0.200	V	272.0	20.2
0.065	22.51	84.23	61.72	15 000.0	0.200	V	142.0	20.2
0.083	47.21	84.23	37.02	15 000.0	0.200	V	316.0	20.2
0.109	16.05	84.23	68.18	15 000.0	0.200	V	185.0	20.2
0.124	34.65	84.23	49.58	15 000.0	0.200	V	316.0	20.2

6) 240 V Left Rear Cooking Zone Boost Operating Mode



Final\_Result

Frequency (MHz)	Average (dBµV/m)	Limit (dBµV/m)	Margin (dB)	Meas. Time (ms)	Bandwidth (kHz)	Pol	Azimuth (deg)	Corr. (dB)
0.016	29.75	84.23	54.48	15 000.0	0.200	H	98.0	19.9
0.031	24.26	84.23	59.97	15 000.0	0.200	H	229.0	20.1
0.042	79.43	84.23	4.80	15 000.0	0.200	H	0.0	20.2
0.054	20.29	84.23	63.94	15 000.0	0.200	H	0.0	20.2
0.084	39.52	84.23	44.71	15 000.0	0.200	H	0.0	20.2
0.127	53.44	84.23	30.79	15 000.0	0.200	H	55.0	20.2

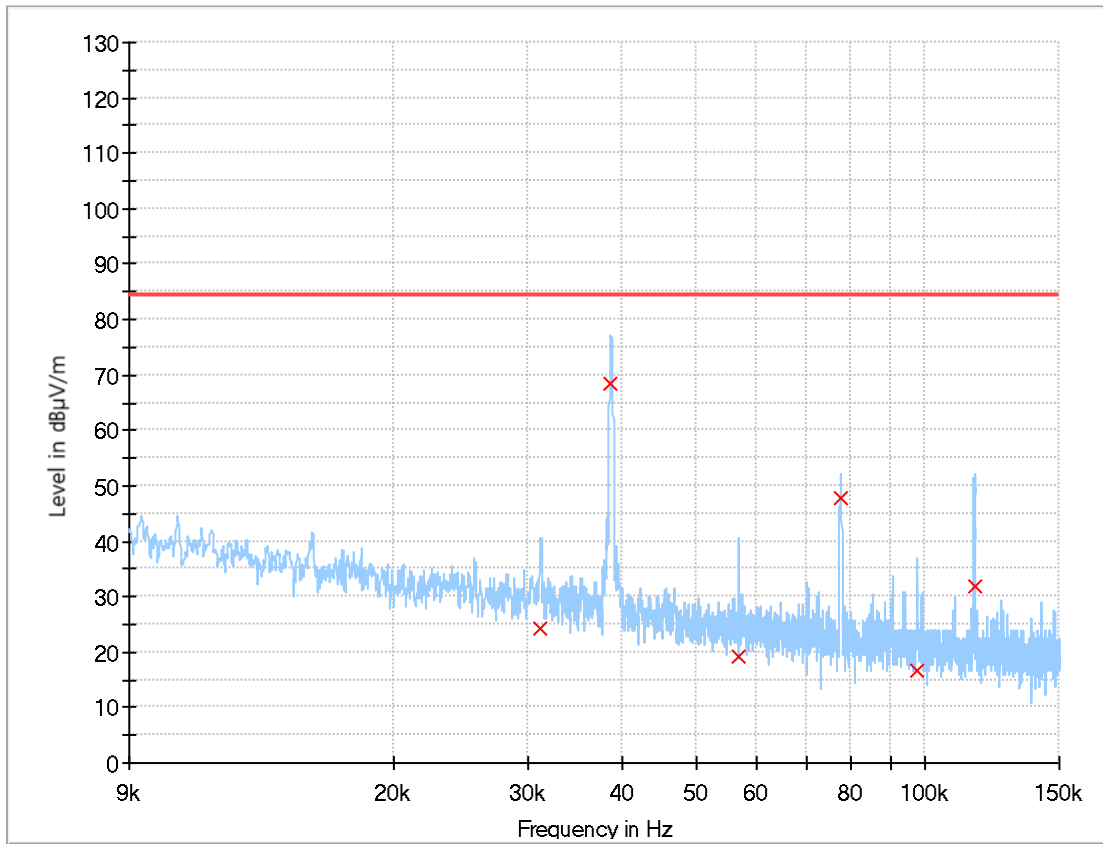


Final\_Result

Frequency (kHz)	Average (dBµV/m)	Limit (dBµV/m)	Margin (dB)	Meas. Time (ms)	Bandwidth (kHz)	Pol	Azimuth (deg)	Corr. (dB)
0.016	29.36	84.23	54.87	15 000.0	0.200	V	98.0	19.9
0.031	24.02	84.23	60.21	15 000.0	0.200	V	228.0	20.1
0.042	77.46	84.23	6.77	15 000.0	0.200	V	272.0	20.2
0.085	38.80	84.23	45.43	15 000.0	0.200	V	316.0	20.2
0.109	15.86	84.23	68.37	15 000.0	0.200	V	184.0	20.2
0.127	54.47	84.23	29.76	15 000.0	0.200	V	54.0	20.2

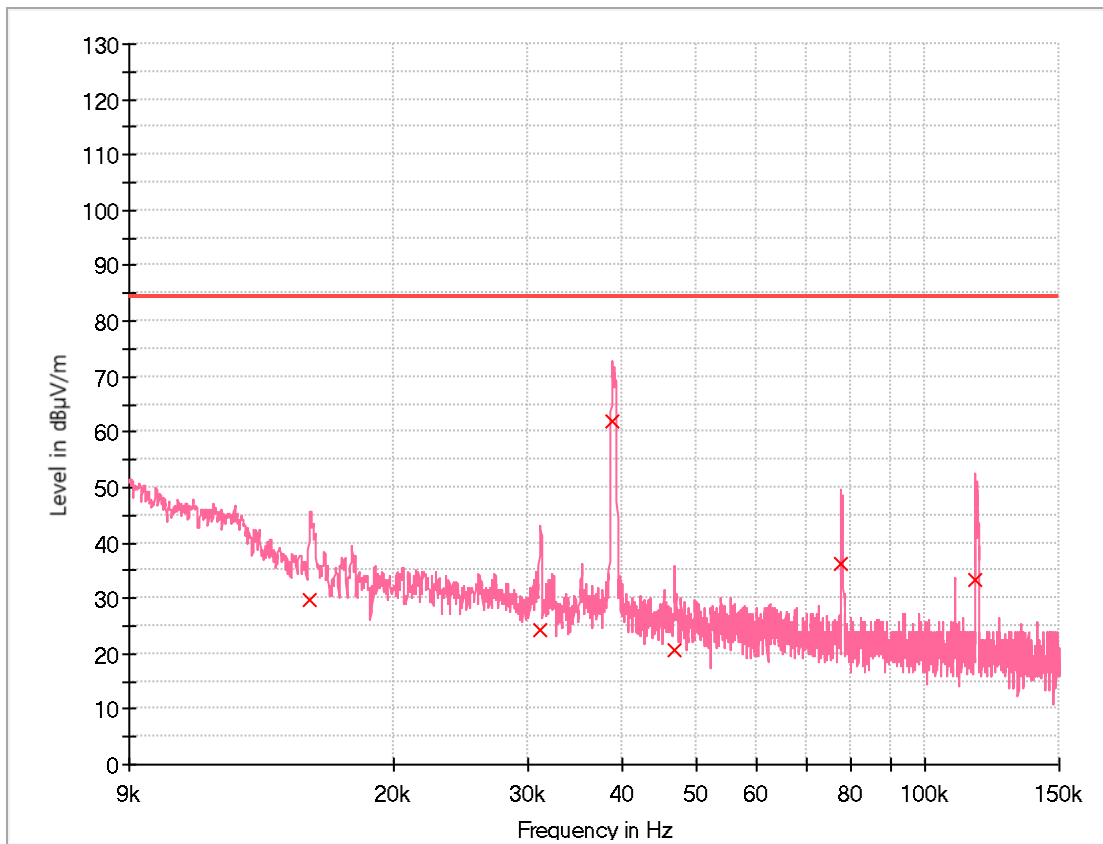


7) 240 V Left Front Cooking Zone Boost Operating Mode



Final\_Result

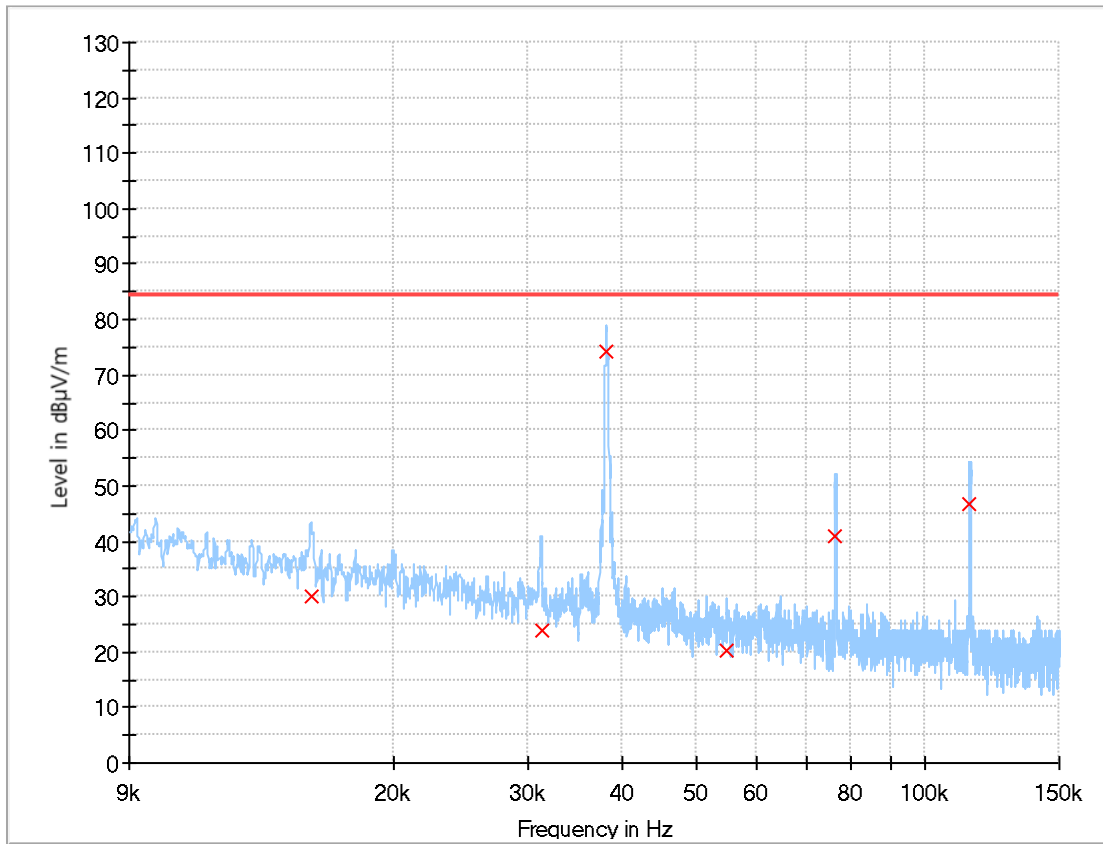
Frequency (MHz)	Average (dBµV/m)	Limit (dBµV/m)	Margin (dB)	Meas. Time (ms)	Bandwidth (kHz)	Pol	Azimuth (deg)	Corr. (dB)
0.031	24.11	84.23	60.12	15 000.0	0.200	H	134.0	20.1
0.039	68.52	84.23	15.71	15 000.0	0.200	H	221.0	20.2
0.057	19.30	84.23	64.93	15 000.0	0.200	H	351.0	20.2
0.077	47.91	84.23	36.32	15 000.0	0.200	H	0.0	20.2
0.097	16.59	84.23	67.64	15 000.0	0.200	H	308.0	20.2
0.116	31.98	84.23	52.25	15 000.0	0.200	H	308.0	20.2



Final\_Result

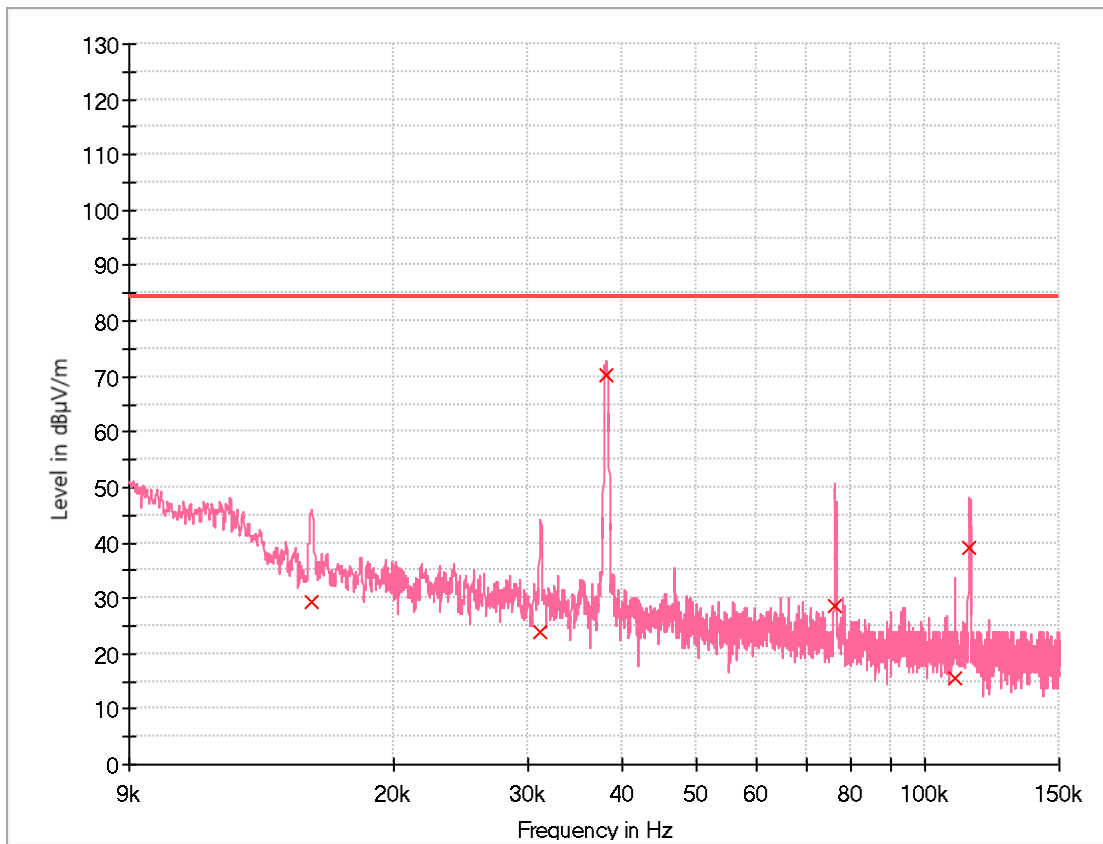
Frequency (MHz)	Average (dBµV/m)	Limit (dBµV/m)	Margin (dB)	Meas. Time (ms)	Bandwidth (kHz)	Pol	Azimuth (deg)	Corr. (dB)
0.016	29.71	84.23	54.52	15 000.0	0.200	V	316.0	19.9
0.031	24.14	84.23	60.09	15 000.0	0.200	V	316.0	20.1
0.039	61.77	84.23	22.46	15 000.0	0.200	V	56.0	20.2
0.047	20.66	84.23	63.57	15 000.0	0.200	V	0.0	20.2
0.078	36.20	84.23	48.03	15 000.0	0.200	V	98.0	20.2
0.116	33.15	84.23	51.08	15 000.0	0.200	V	56.0	20.2

8) 240 V Right Front Cooking Zone Boost Operating Mode



Final\_Result

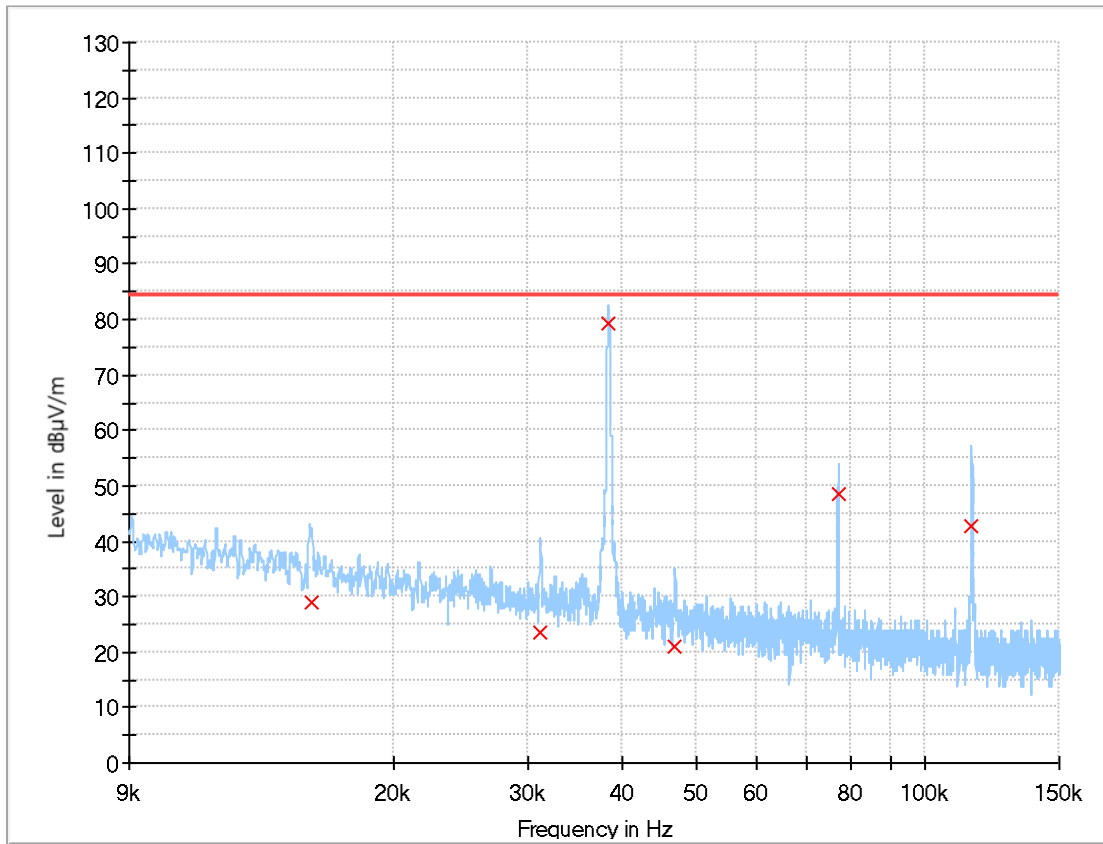
Frequency (MHz)	Average (dBµV/m)	Limit (dBµV/m)	Margin (dB)	Meas. Time (ms)	Bandwidth (kHz)	Pol	Azimuth (deg)	Corr. (dB)
0.016	30.09	84.23	54.14	15 000.0	0.200	H	44.0	19.9
0.031	23.97	84.23	60.26	15 000.0	0.200	H	218.0	20.1
0.038	74.26	84.23	9.97	15 000.0	0.200	H	44.0	20.2
0.055	20.37	84.23	63.86	15 000.0	0.200	H	44.0	20.2
0.076	41.01	84.23	43.22	15 000.0	0.200	H	348.0	20.2
0.114	46.56	84.23	37.67	15 000.0	0.200	H	0.0	20.2



Final\_Result

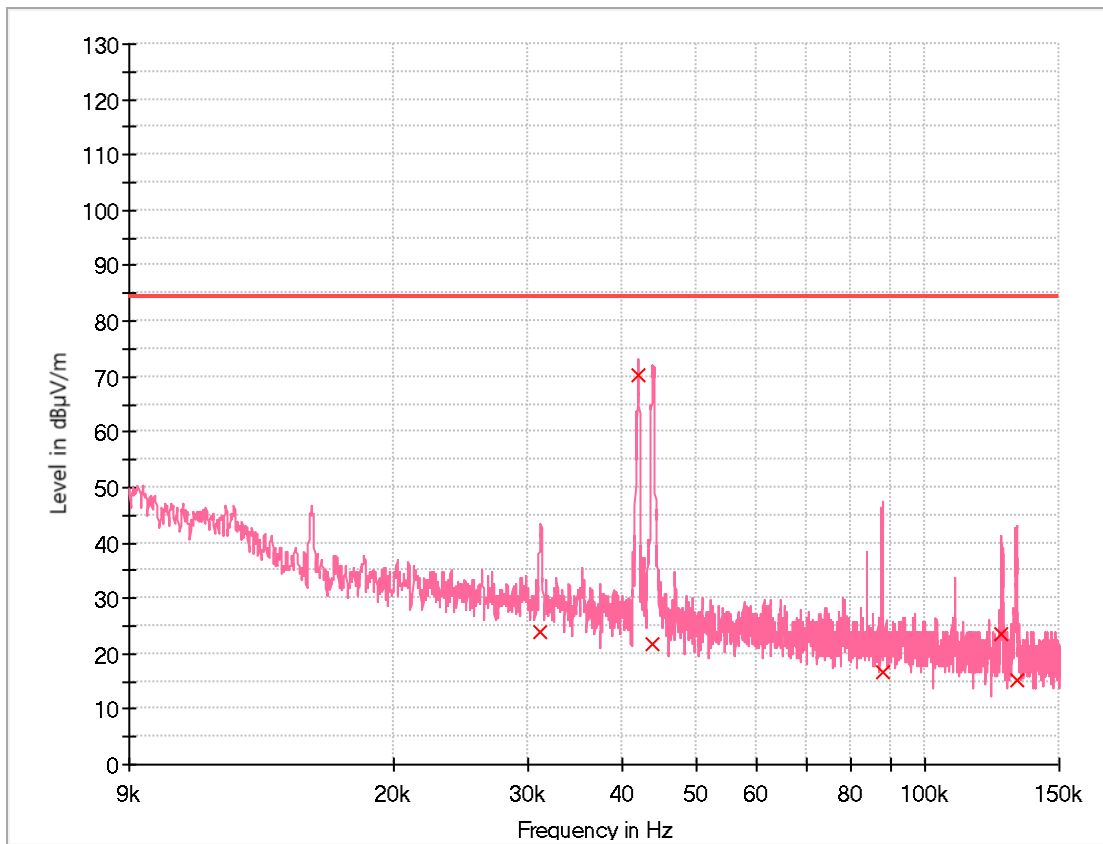
Frequency (kHz)	Average (dBµV/m)	Limit (dBµV/m)	Margin (dB)	Meas. Time (ms)	Bandwidth (kHz)	Pol	Azimuth (deg)	Corr. (dB)
0.016	29.47	84.23	54.76	15 000.0	0.200	V	262.0	19.9
0.031	23.92	84.23	60.31	15 000.0	0.200	V	0.0	20.1
0.038	70.42	84.23	13.81	15 000.0	0.200	V	349.0	20.2
0.076	28.49	84.23	55.74	15 000.0	0.200	V	88.0	20.2
0.109	15.51	84.23	68.72	15 000.0	0.200	V	0.0	20.2
0.114	39.09	84.23	45.14	15 000.0	0.200	V	262.0	20.2

9) 240 V Right Rear Cooking Zone Boost Operating Mode



Final\_Result

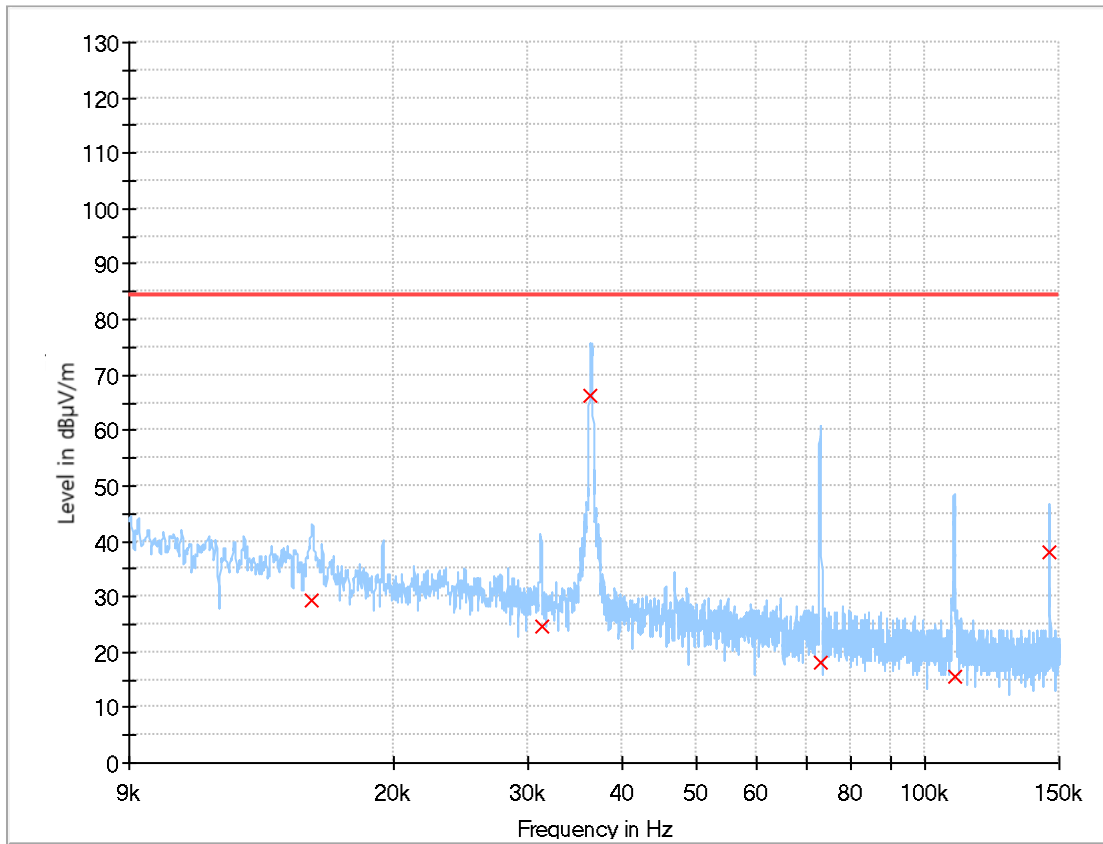
Frequency (MHz)	Average (dBµV/m)	Limit (dBµV/m)	Margin (dB)	Meas. Time (ms)	Bandwidth (kHz)	Pol	Azimuth (deg)	Corr. (dB)
0.016	28.95	84.23	55.28	15 000.0	0.200	H	271.0	19.9
0.031	23.60	84.23	60.63	15 000.0	0.200	H	53.0	20.1
0.038	79.41	84.23	4.82	15 000.0	0.200	H	97.0	20.2
0.047	21.18	84.23	63.05	15 000.0	0.200	H	315.0	20.2
0.077	48.45	84.23	35.78	15 000.0	0.200	H	0.0	20.2
0.115	42.82	84.23	41.41	15 000.0	0.200	H	53.0	20.2



Final\_Result

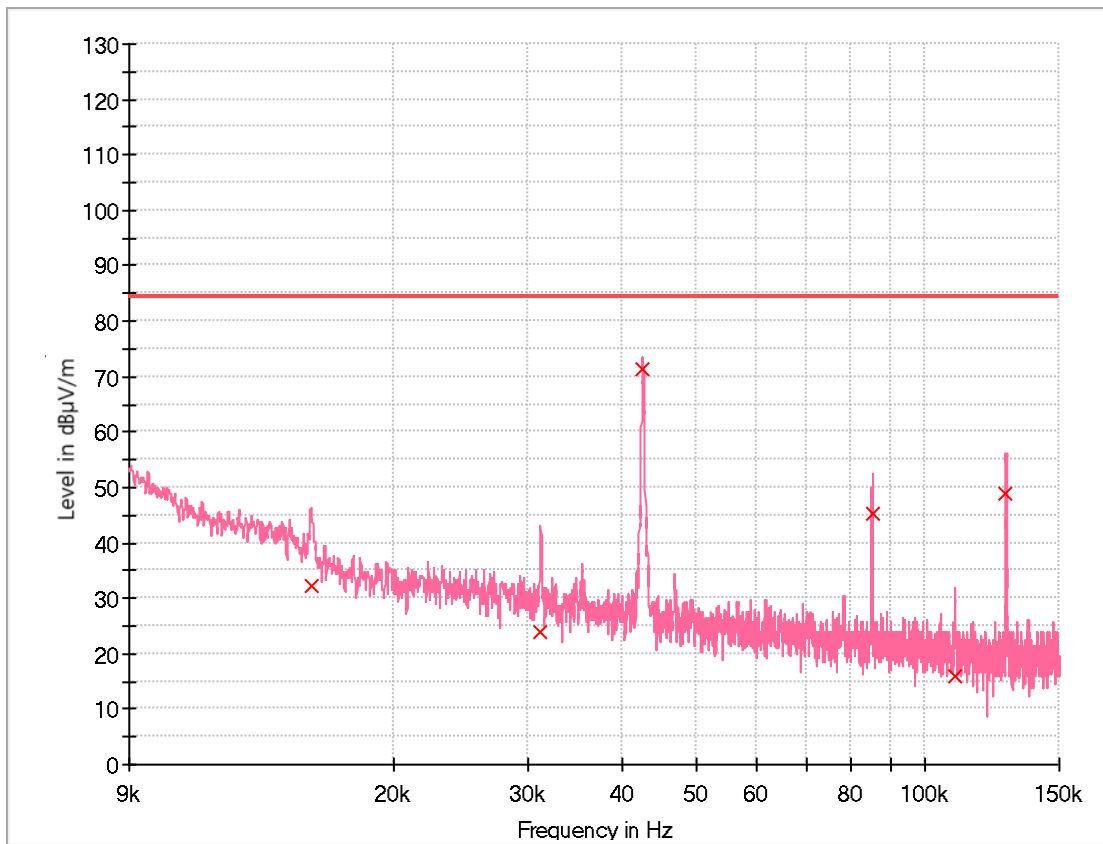
Frequency (MHz)	Average (dBµV/m)	Limit (dBµV/m)	Margin (dB)	Meas. Time (ms)	Bandwidth (kHz)	Pol	Azimuth (deg)	Corr. (dB)
0.031	24.03	84.23	60.20	15 000.0	0.200	V	184.0	20.1
0.042	70.32	84.23	13.91	15 000.0	0.200	V	0.0	20.2
0.044	21.83	84.23	62.40	15 000.0	0.200	V	9.0	20.2
0.088	16.59	84.23	67.64	15 000.0	0.200	V	316.0	20.2
0.126	23.45	84.23	60.78	15 000.0	0.200	V	9.0	20.2
0.132	15.13	84.23	69.10	15 000.0	0.200	V	316.0	20.2

10) 240 V Center Cooking Zone Operating Mode



Final\_Result

Frequency (MHz)	Average (dBµV/m)	Limit (dBµV/m)	Margin (dB)	Meas. Time (ms)	Bandwidth (kHz)	Pol	Azimuth (deg)	Corr. (dB)
0.016	29.22	84.23	55.01	15 000.0	0.200	H	272.0	19.9
0.031	24.46	84.23	59.77	15 000.0	0.200	H	142.0	20.1
0.036	66.14	84.23	18.09	15 000.0	0.200	H	12.0	20.2
0.073	18.10	84.23	66.13	15 000.0	0.200	H	12.0	20.2
0.109	15.67	84.23	68.56	15 000.0	0.200	H	55.0	20.2
0.145	38.00	84.23	46.23	15 000.0	0.200	H	0.0	20.2



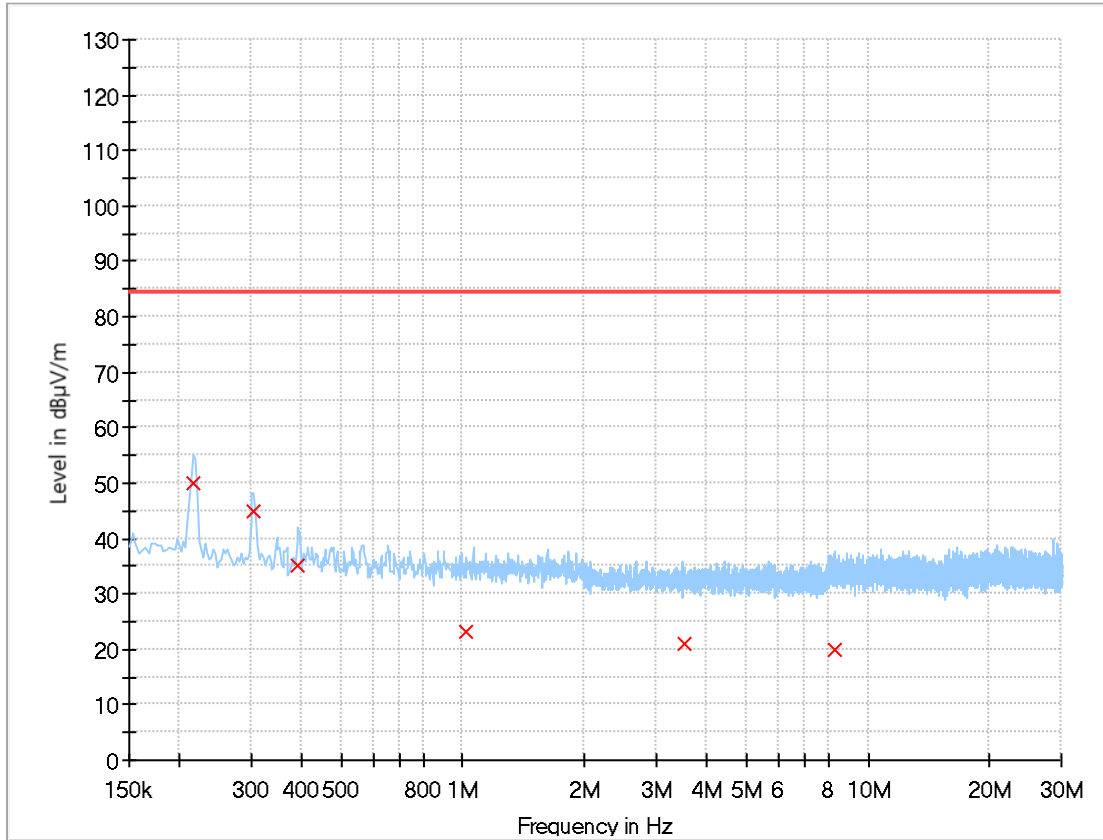
Final\_Result

Frequency (MHz)	Average (dBµV/m)	Limit (dBµV/m)	Margin (dB)	Meas. Time (ms)	Bandwidth (kHz)	Pol	Azimuth (deg)	Corr. (dB)
0.016	32.06	84.23	52.17	15 000.0	0.200	V	185.0	19.9
0.031	23.92	84.23	60.31	15 000.0	0.200	V	55.0	20.1
0.043	71.41	84.23	12.82	15 000.0	0.200	V	98.0	20.2
0.085	45.22	84.23	39.01	15 000.0	0.200	V	142.0	20.2
0.109	15.95	84.23	68.28	15 000.0	0.200	V	185.0	20.2
0.128	48.88	84.23	35.35	15 000.0	0.200	V	272.0	20.2



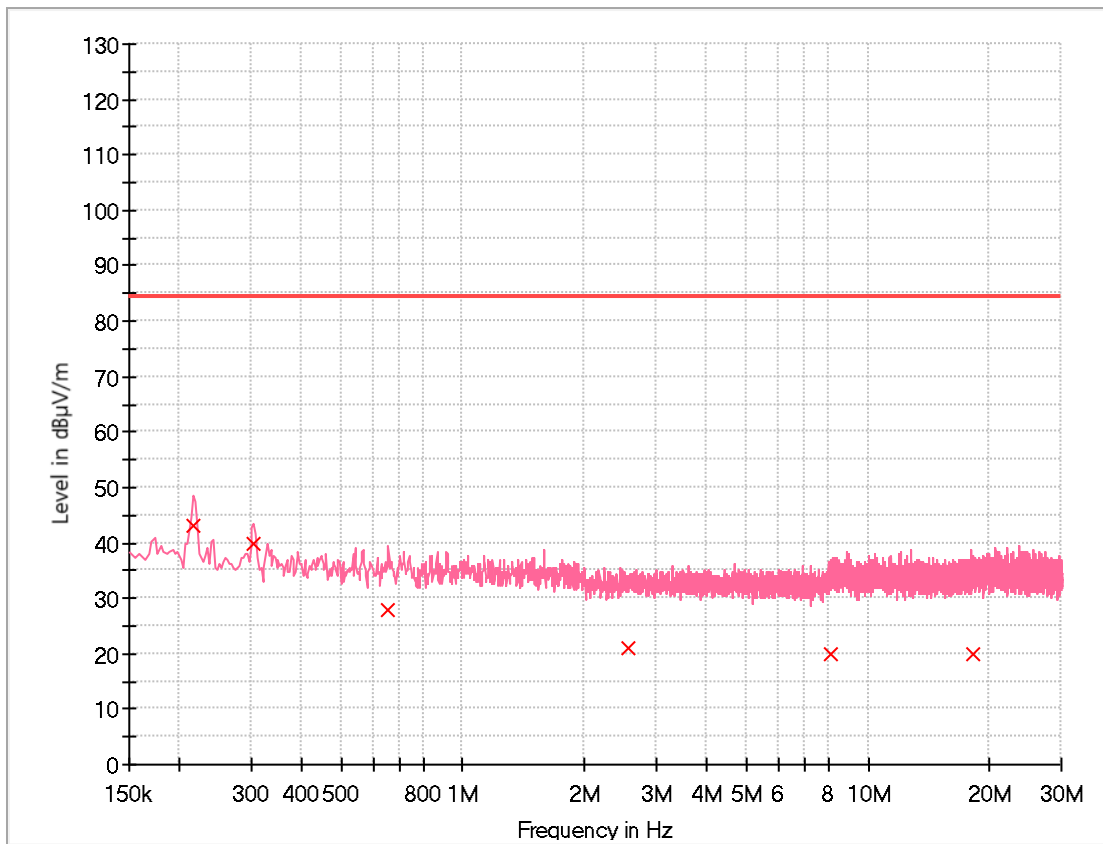
② 0.15 MHz ~ 30 MHz (10 m method)

1) 208 V Left Rear Cooking Zone Boost Operating Mode



Final Result

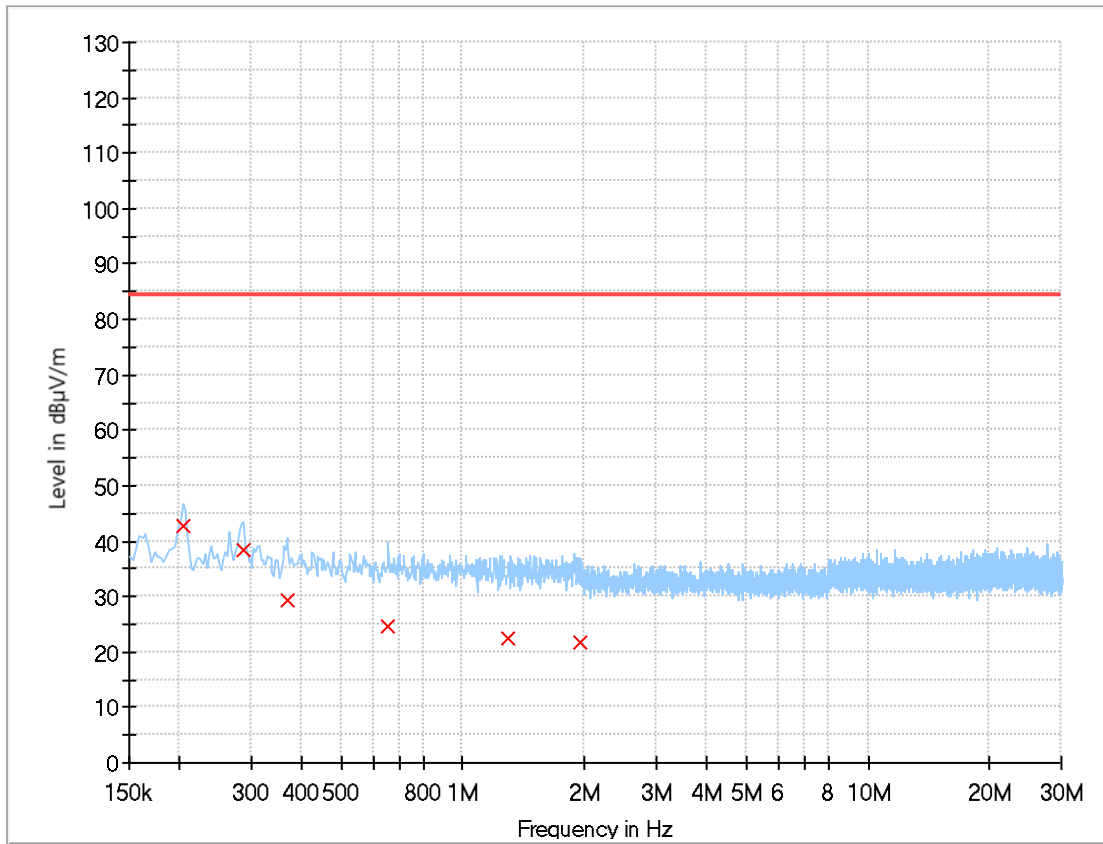
Frequency (MHz)	Average (dBµV/m)	Limit (dBµV/m)	Margin (dB)	Meas. Time (ms)	Bandwidth (kHz)	Pol	Azimuth (deg)	Corr. (dB)
0.216	49.95	84.23	34.28	15 000.0	9.000	H	329.0	20.2
0.305	44.76	84.23	39.47	15 000.0	9.000	H	305.0	20.2
0.392	35.01	84.23	49.22	15 000.0	9.000	H	305.0	20.2
1.022	23.00	84.23	61.23	15 000.0	9.000	H	318.0	20.2
3.517	20.84	84.23	63.39	15 000.0	9.000	H	196.0	20.4
8.233	19.93	84.23	64.30	15 000.0	9.000	H	184.0	20.2



Final\_Result

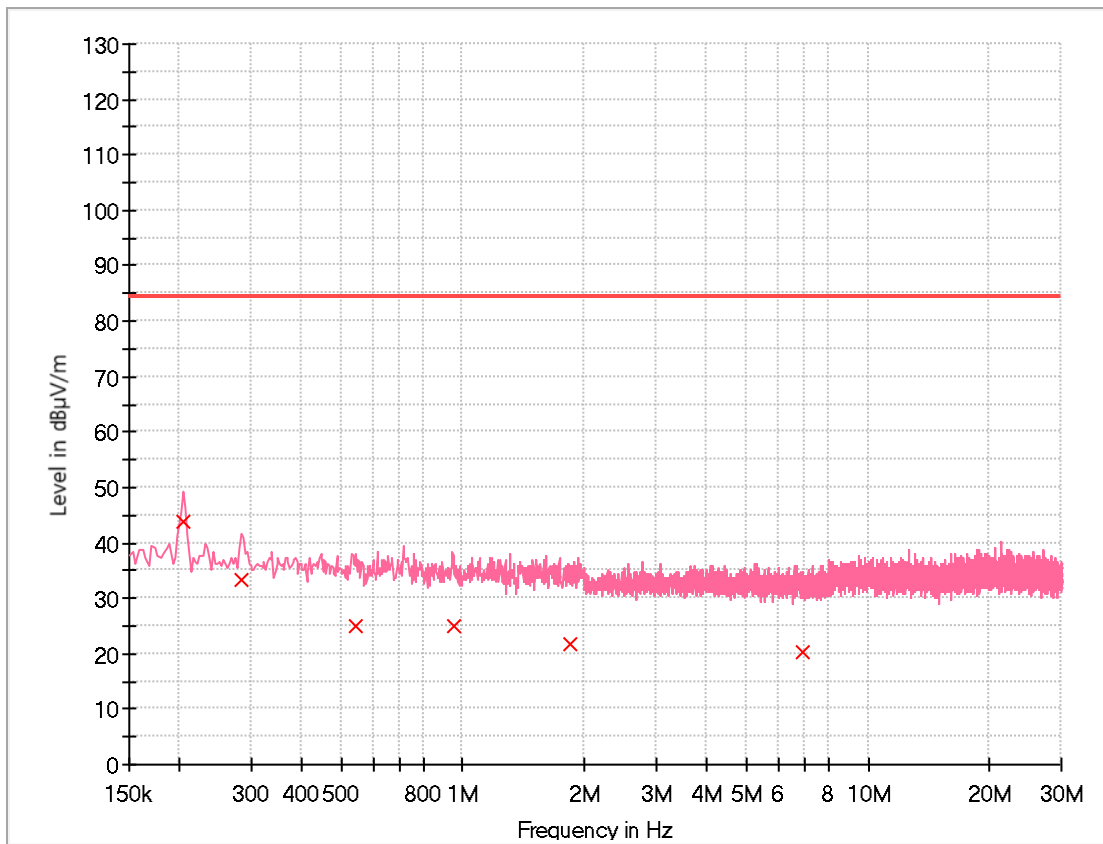
Frequency (MHz)	Average (dBµV/m)	Limit (dBµV/m)	Margin (dB)	Meas. Time (ms)	Bandwidth (kHz)	Pol	Azimuth (deg)	Corr. (dB)
0.216	43.21	84.23	41.02	15 000.0	9.000	V	43.0	20.2
0.305	39.68	84.23	44.55	15 000.0	9.000	V	56.0	20.2
0.654	27.88	84.23	56.35	15 000.0	9.000	V	115.0	20.2
2.565	21.15	84.23	63.08	15 000.0	9.000	V	335.0	20.4
8.117	19.97	84.23	64.26	15 000.0	9.000	V	68.0	20.2
18.215	20.08	84.23	64.15	15 000.0	9.000	V	91.0	20.4

2) 208 V Left Front Cooking Zone Boost Operating Mode



Final\_Result

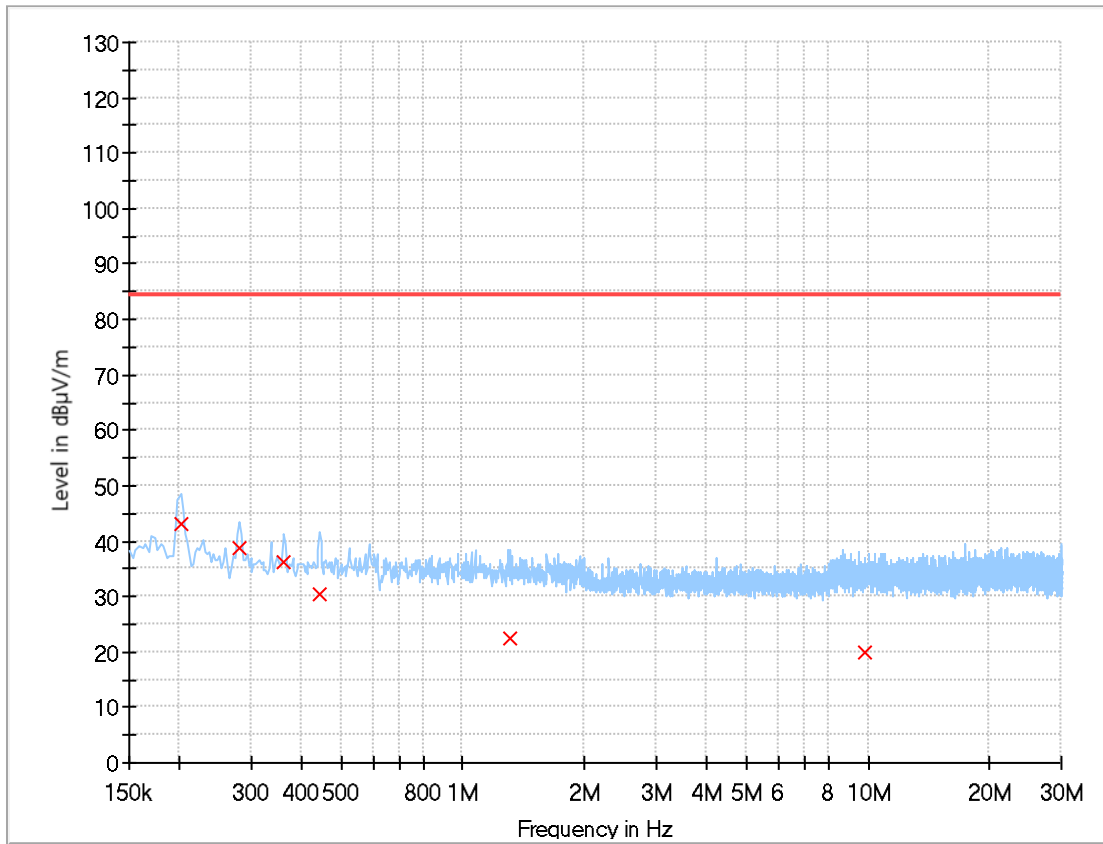
Frequency (MHz)	Average (dBµV/m)	Limit (dBµV/m)	Margin (dB)	Meas. Time (ms)	Bandwidth (kHz)	Pol	Azimuth (deg)	Corr. (dB)
0.204	42.73	84.23	41.50	15 000.0	9.000	H	345.0	20.2
0.287	38.27	84.23	45.96	15 000.0	9.000	H	345.0	20.3
0.368	29.49	84.23	54.74	15 000.0	9.000	H	0.0	20.2
0.654	24.50	84.23	59.73	15 000.0	9.000	H	0.0	20.2
1.299	22.40	84.23	61.83	15 000.0	9.000	H	139.0	20.2
1.956	21.59	84.23	62.64	15 000.0	9.000	H	0.0	20.3



Final\_Result

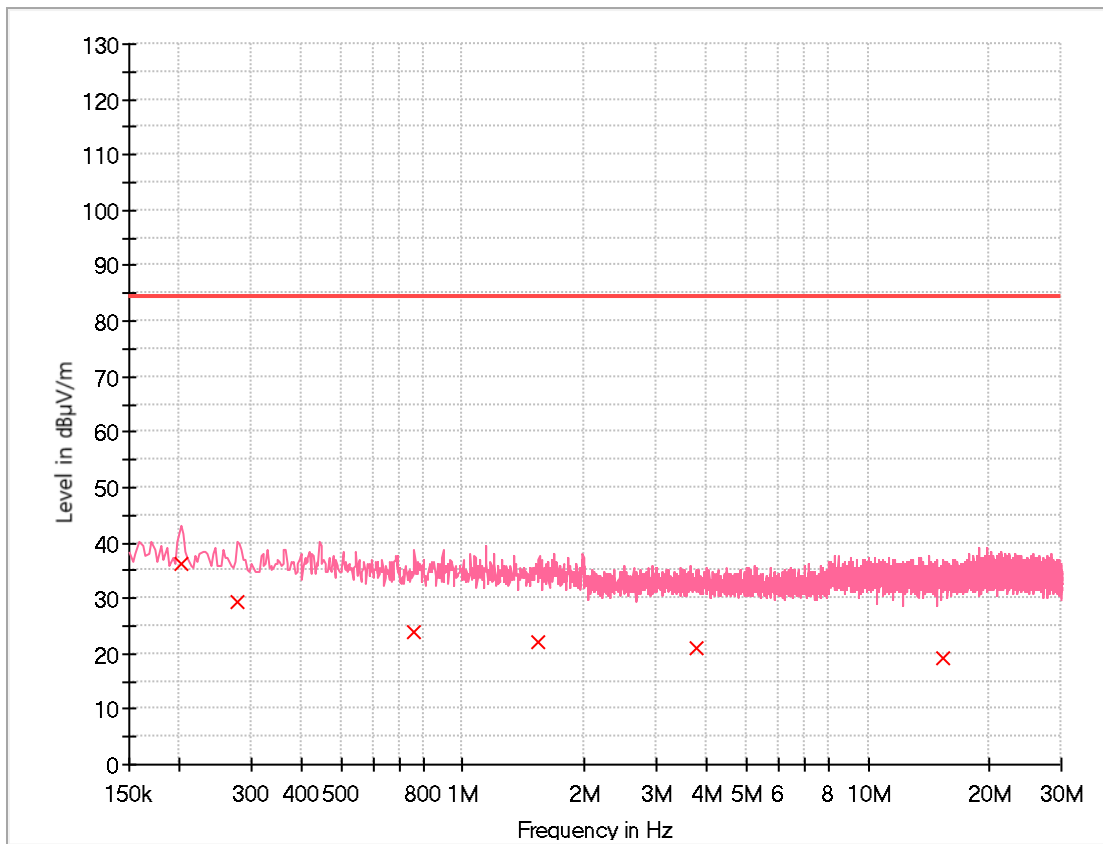
Frequency (MHz)	Average (dBµV/m)	Limit (dBµV/m)	Margin (dB)	Meas. Time (ms)	Bandwidth (kHz)	Pol	Azimuth (deg)	Corr. (dB)
0.204	43.92	84.23	40.31	15 000.0	9.000	V	270.0	20.2
0.284	33.40	84.23	50.83	15 000.0	9.000	V	55.0	20.3
0.544	24.94	84.23	59.29	15 000.0	9.000	V	198.0	20.2
0.947	24.87	84.23	59.36	15 000.0	9.000	V	7.0	20.2
1.845	21.86	84.23	62.37	15 000.0	9.000	V	307.0	20.3
6.929	20.31	84.23	63.92	15 000.0	9.000	V	307.0	20.3

3) 208 V Right Front Cooking Zone Boost Operating Mode



Final\_Result

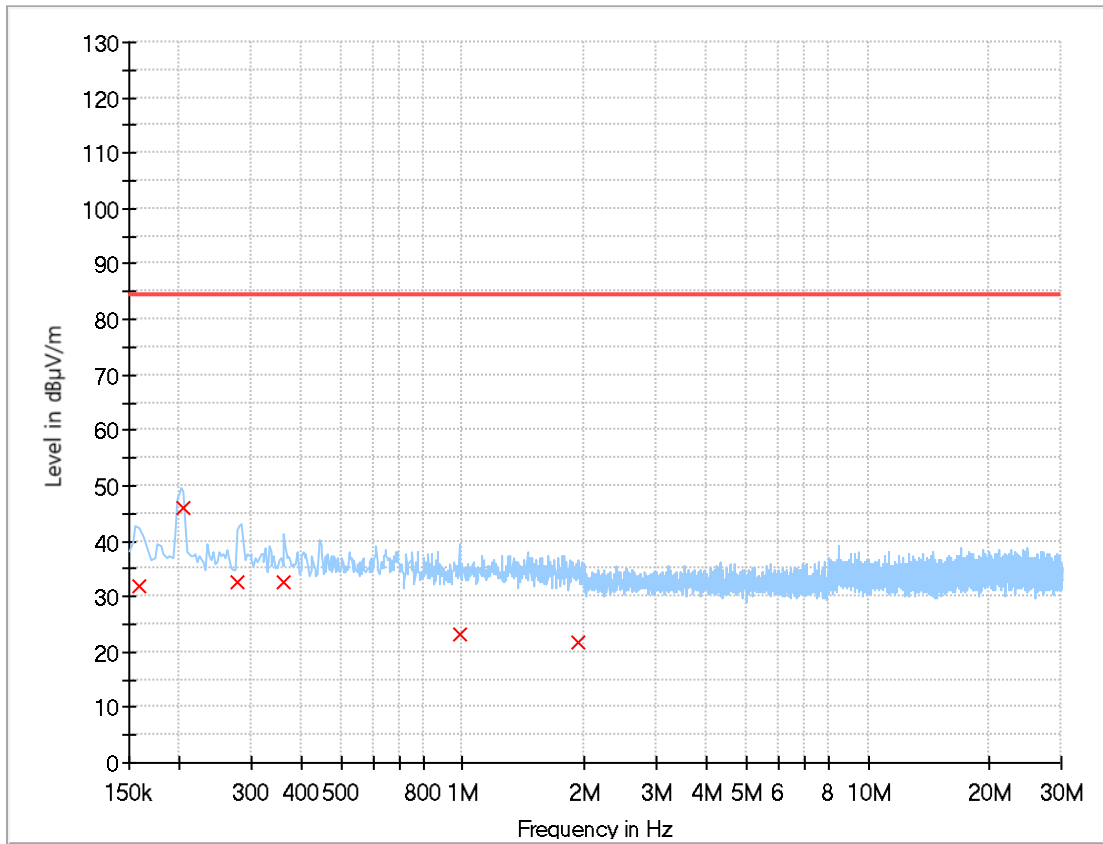
Frequency (MHz)	Average (dBµV/m)	Limit (dBµV/m)	Margin (dB)	Meas. Time (ms)	Bandwidth (kHz)	Pol	Azimuth (deg)	Corr. (dB)
0.201	42.97	84.23	41.26	15 000.0	9.000	H	225.0	20.2
0.281	38.90	84.23	45.33	15 000.0	9.000	H	31.0	20.3
0.362	36.06	84.23	48.17	15 000.0	9.000	H	43.0	20.2
0.443	30.30	84.23	53.93	15 000.0	9.000	H	0.0	20.2
1.308	22.35	84.23	61.88	15 000.0	9.000	H	0.0	20.2
9.789	19.74	84.23	64.49	15 000.0	9.000	H	113.0	20.2



Final\_Result

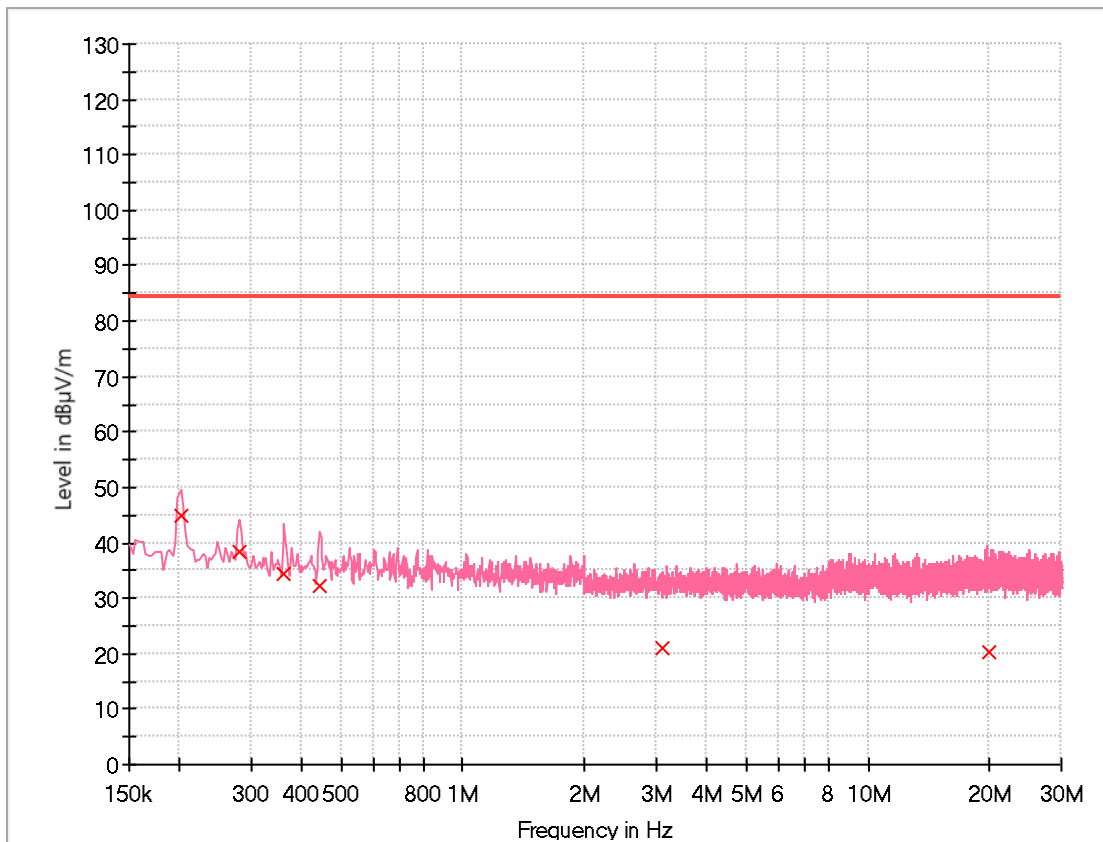
Frequency (MHz)	Average (dBµV/m)	Limit (dBµV/m)	Margin (dB)	Meas. Time (ms)	Bandwidth (kHz)	Pol	Azimuth (deg)	Corr. (dB)
0.201	36.32	84.23	47.91	15 000.0	9.000	V	237.0	20.2
0.278	29.47	84.23	54.76	15 000.0	9.000	V	127.0	20.3
0.759	23.94	84.23	60.29	15 000.0	9.000	V	248.0	20.2
1.541	22.09	84.23	62.14	15 000.0	9.000	V	261.0	20.3
3.771	20.96	84.23	63.27	15 000.0	9.000	V	80.0	20.4
15.356	19.36	84.23	64.87	15 000.0	9.000	V	188.0	19.8

4) 208 V Right Rear Cooking Zone Boost Operating Mode



Final\_Result

Frequency (MHz)	Average (dBµV/m)	Limit (dBµV/m)	Margin (dB)	Meas. Time (ms)	Bandwidth (kHz)	Pol	Azimuth (deg)	Corr. (dB)
0.159	31.71	84.23	52.52	15 000.0	9.000	H	54.0	20.2
0.204	46.12	84.23	38.11	15 000.0	9.000	H	16.0	20.2
0.278	32.71	84.23	51.52	15 000.0	9.000	H	0.0	20.3
0.362	32.44	84.23	51.79	15 000.0	9.000	H	163.0	20.2
0.980	23.00	84.23	61.23	15 000.0	9.000	H	42.0	20.2
1.935	21.58	84.23	62.65	15 000.0	9.000	H	175.0	20.3

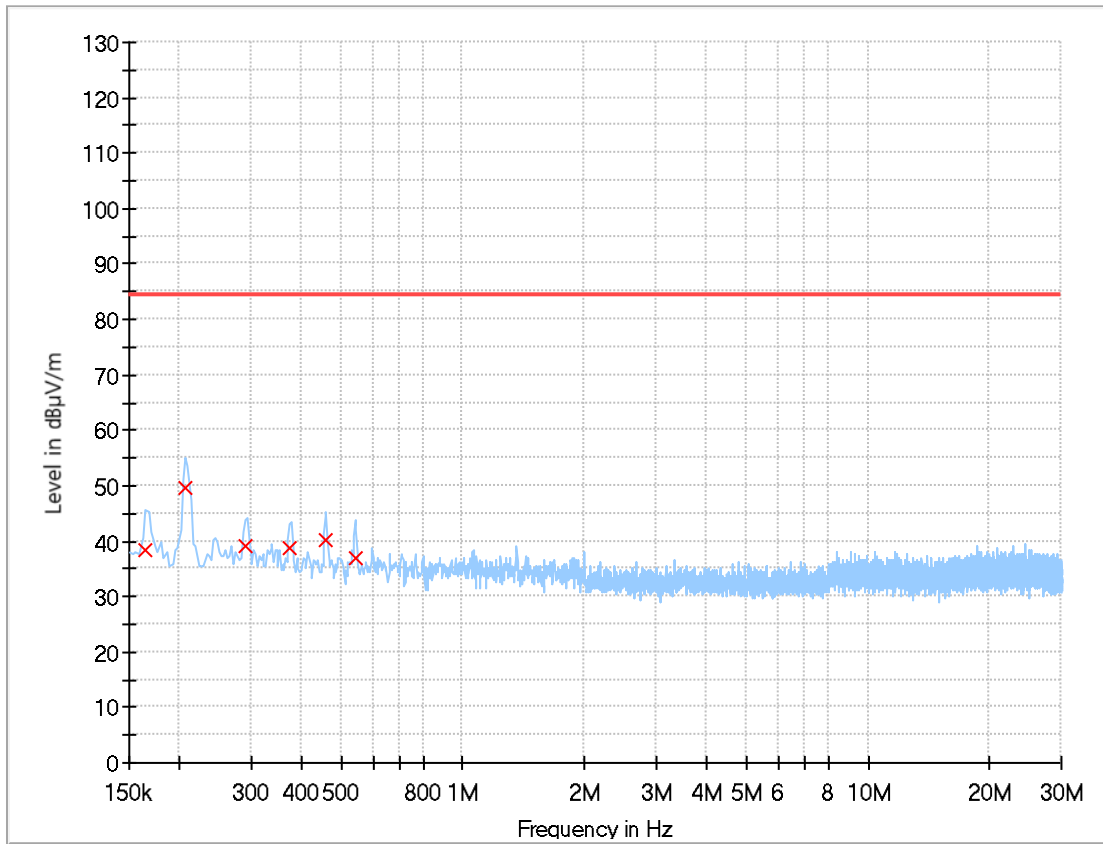


Final\_Result

Frequency (MHz)	Average (dBµV/m)	Limit (dBµV/m)	Margin (dB)	Meas. Time (ms)	Bandwidth (kHz)	Pol	Azimuth (deg)	Corr. (dB)
0.201	44.81	84.23	39.42	15 000.0	9.000	V	261.0	20.2
0.281	38.43	84.23	45.80	15 000.0	9.000	V	55.0	20.3
0.362	34.41	84.23	49.82	15 000.0	9.000	V	55.0	20.2
0.443	32.31	84.23	51.92	15 000.0	9.000	V	55.0	20.2
3.099	20.85	84.23	63.38	15 000.0	9.000	V	211.0	20.4
19.878	20.32	84.23	63.91	15 000.0	9.000	V	139.0	20.8

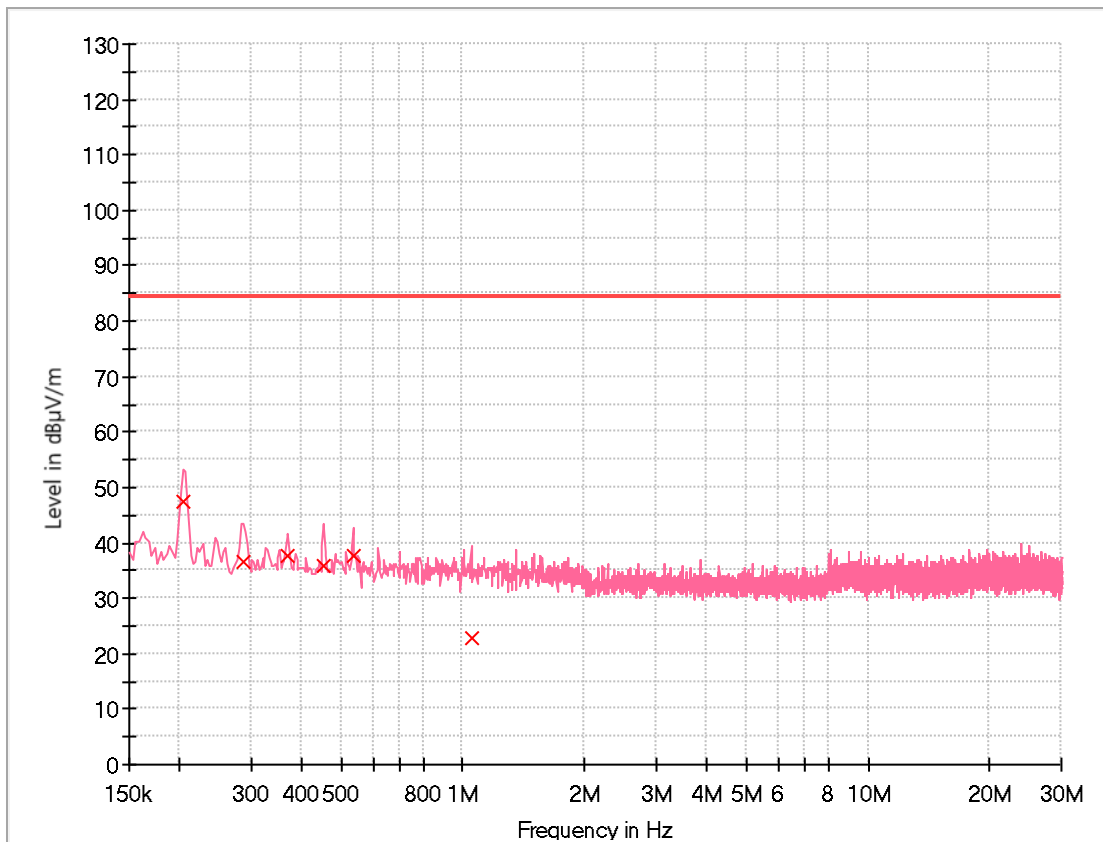


5) 208 V Center Cooking Zone Boost Operating Mode



Final\_Result

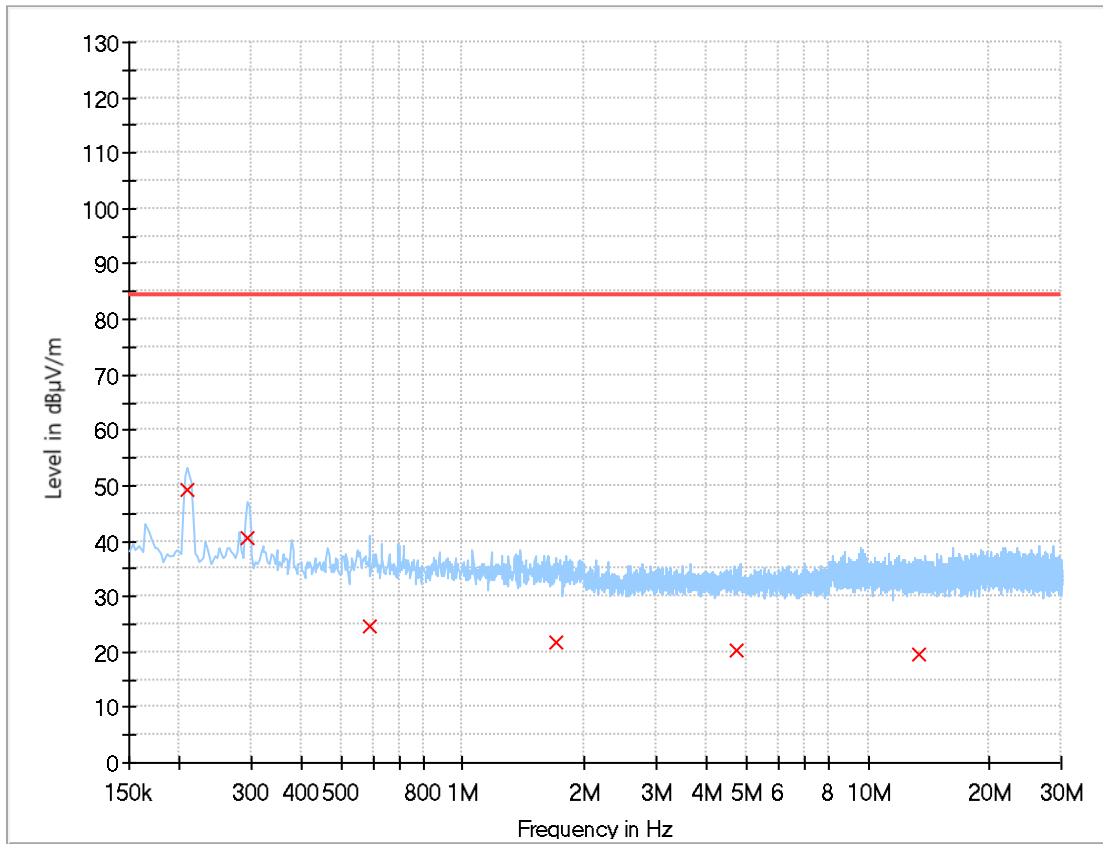
Frequency (MHz)	Average (dBµV/m)	Limit (dBµV/m)	Margin (dB)	Meas. Time (ms)	Bandwidth (kHz)	Pol	Azimuth (deg)	Corr. (dB)
0.165	38.31	84.23	45.92	15 000.0	9.000	H	6.0	20.2
0.207	49.43	84.23	34.80	15 000.0	9.000	H	0.0	20.2
0.290	39.25	84.23	44.98	15 000.0	9.000	H	152.0	20.3
0.374	38.66	84.23	45.57	15 000.0	9.000	H	347.0	20.2
0.460	40.02	84.23	44.21	15 000.0	9.000	H	0.0	20.2
0.541	36.77	84.23	47.46	15 000.0	9.000	H	6.0	20.2



Final\_Result

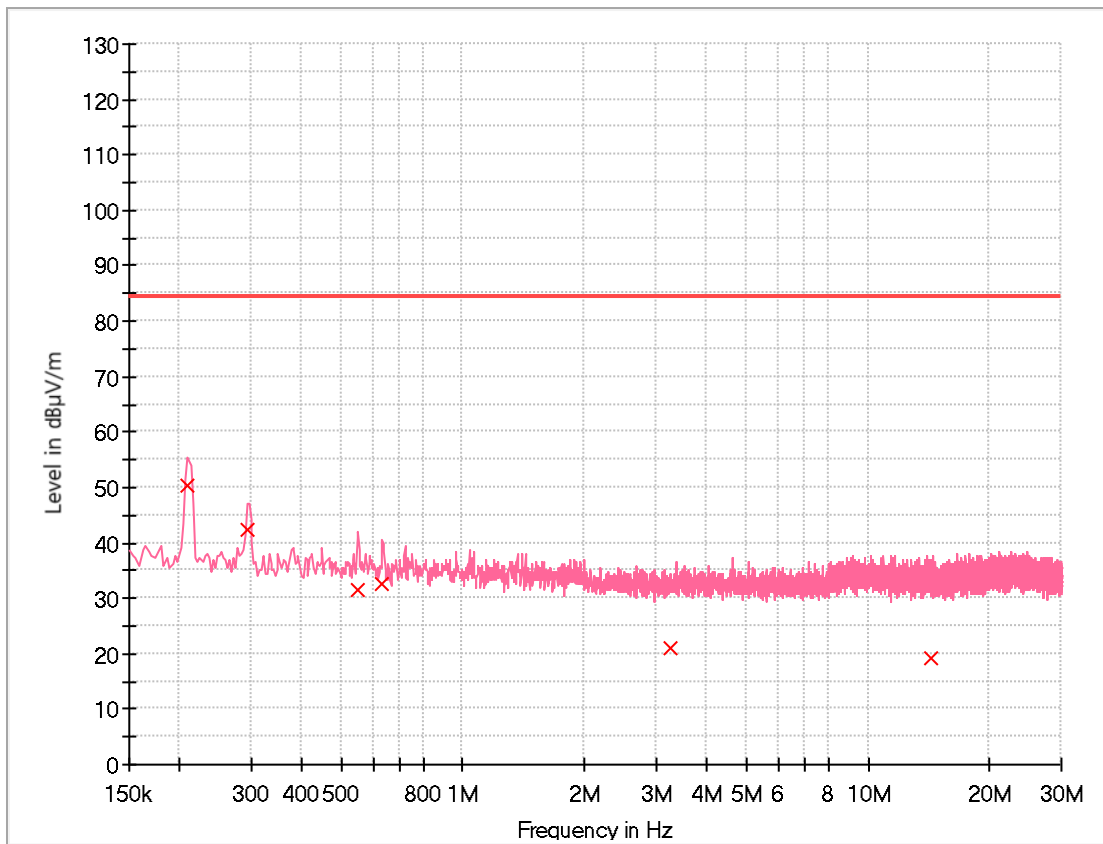
Frequency (MHz)	Average (dBµV/m)	Limit (dBµV/m)	Margin (dB)	Meas. Time (ms)	Bandwidth (kHz)	Pol	Azimuth (deg)	Corr. (dB)
0.204	47.39	84.23	36.84	15 000.0	9.000	V	77.0	20.2
0.287	36.59	84.23	47.64	15 000.0	9.000	V	310.0	20.3
0.371	37.82	84.23	46.41	15 000.0	9.000	V	297.0	20.2
0.454	35.91	84.23	48.32	15 000.0	9.000	V	246.0	20.2
0.535	37.51	84.23	46.72	15 000.0	9.000	V	77.0	20.2
1.048	22.86	84.23	61.37	15 000.0	9.000	V	334.0	20.2

6) 240 V Left Rear Cooking Zone Boost Operating Mode



Final\_Result

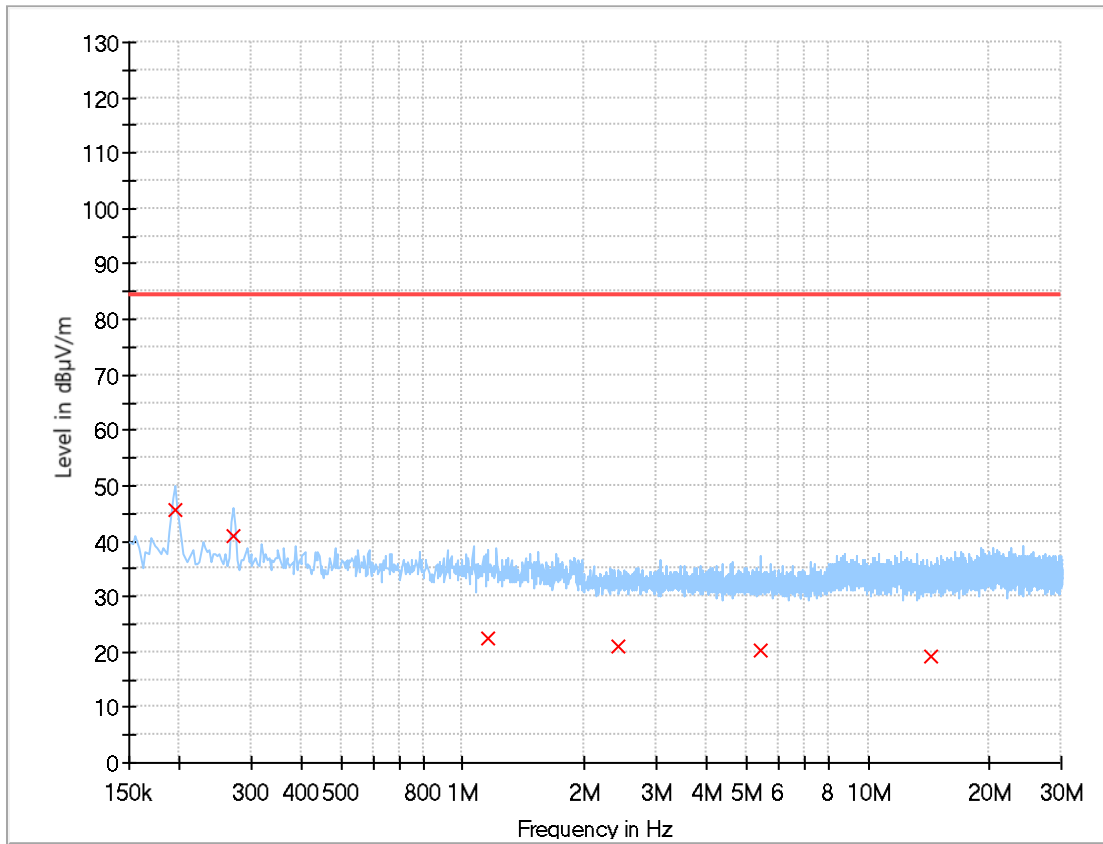
Frequency (kHz)	Average (dBµV/m)	Limit (dBµV/m)	Margin (dB)	Meas. Time (ms)	Bandwidth (kHz)	Pol	Azimuth (deg)	Corr. (dB)
0.210	49.34	84.23	34.89	15 000.0	9.000	H	32.0	20.2
0.293	40.44	84.23	43.79	15 000.0	9.000	H	8.0	20.3
0.589	24.80	84.23	59.43	15 000.0	9.000	H	128.0	20.2
1.705	21.78	84.23	62.45	15 000.0	9.000	H	152.0	20.3
4.726	20.36	84.23	63.87	15 000.0	9.000	H	273.0	20.4
13.406	19.56	84.23	64.67	15 000.0	9.000	H	310.0	19.8



Final\_Result

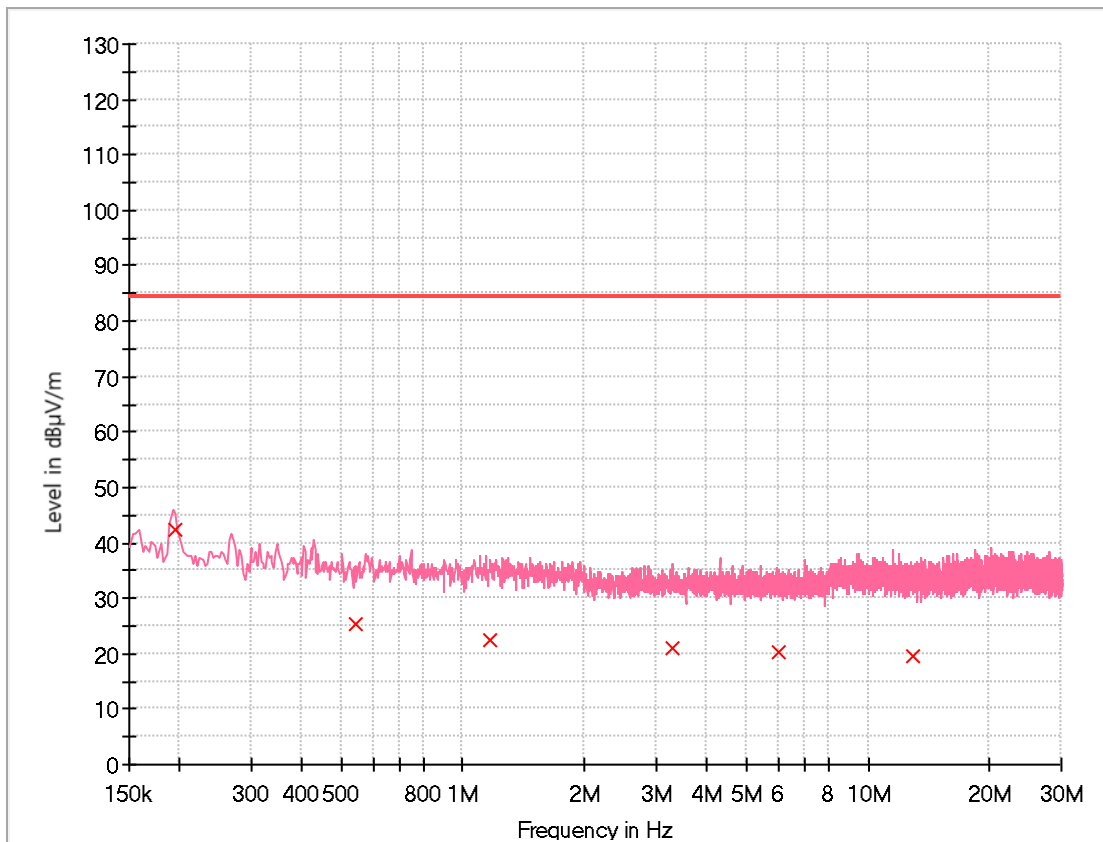
Frequency (MHz)	Average (dBµV/m)	Limit (dBµV/m)	Margin (dB)	Meas. Time (ms)	Bandwidth (kHz)	Pol	Azimuth (deg)	Corr. (dB)
0.210	50.45	84.23	33.78	15 000.0	9.000	V	55.0	20.2
0.293	42.42	84.23	41.81	15 000.0	9.000	V	43.0	20.3
0.550	31.43	84.23	52.80	15 000.0	9.000	V	0.0	20.2
0.634	32.48	84.23	51.75	15 000.0	9.000	V	103.0	20.2
3.248	20.94	84.23	63.29	15 000.0	9.000	V	0.0	20.4
14.374	19.37	84.23	64.86	15 000.0	9.000	V	0.0	19.7

7) 240 V Left Front Cooking Zone Boost Operating Mode



Final\_Result

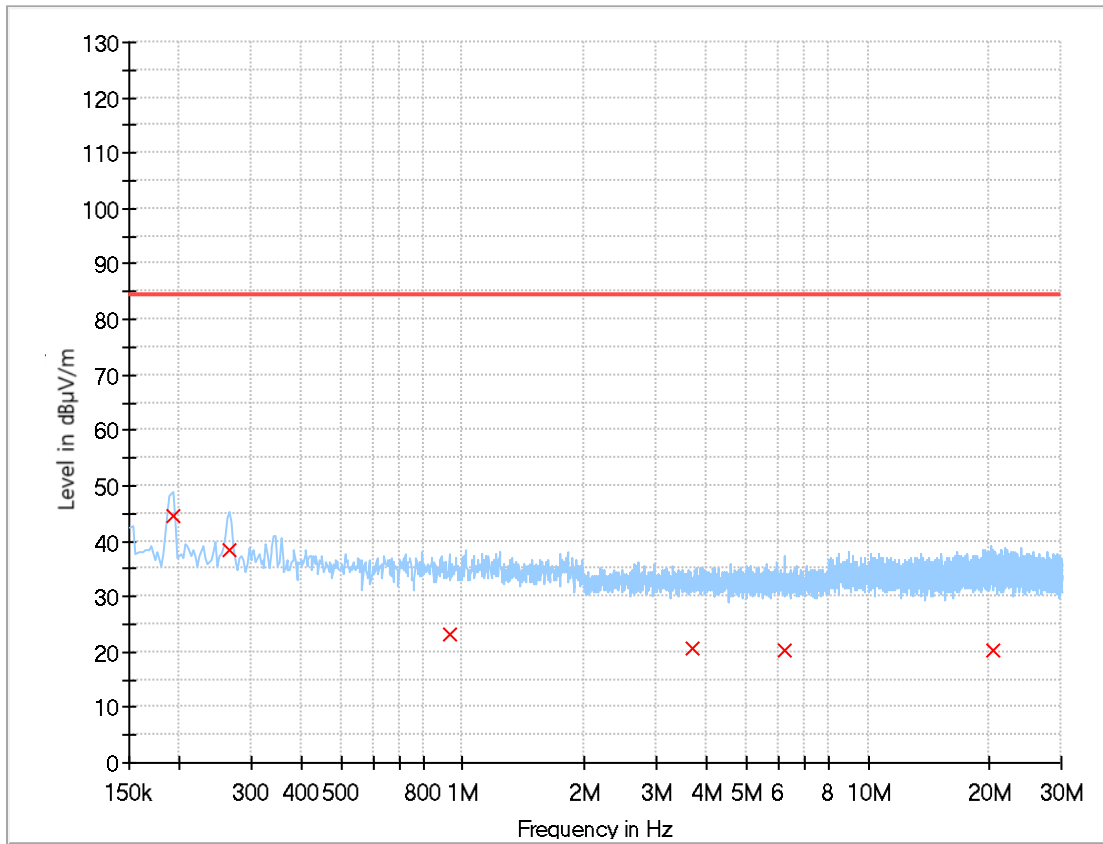
Frequency (MHz)	Average (dBµV/m)	Limit (dBµV/m)	Margin (dB)	Meas. Time (ms)	Bandwidth (kHz)	Pol	Azimuth (deg)	Corr. (dB)
0.195	45.53	84.23	38.70	15 000.0	9.000	H	322.0	20.2
0.272	41.03	84.23	43.20	15 000.0	9.000	H	322.0	20.3
1.153	22.60	84.23	61.63	15 000.0	9.000	H	42.0	20.2
2.425	21.13	84.23	63.10	15 000.0	9.000	H	54.0	20.4
5.404	20.24	84.23	63.99	15 000.0	9.000	H	0.0	20.3
14.242	19.36	84.23	64.87	15 000.0	9.000	H	79.0	19.7



Final\_Result

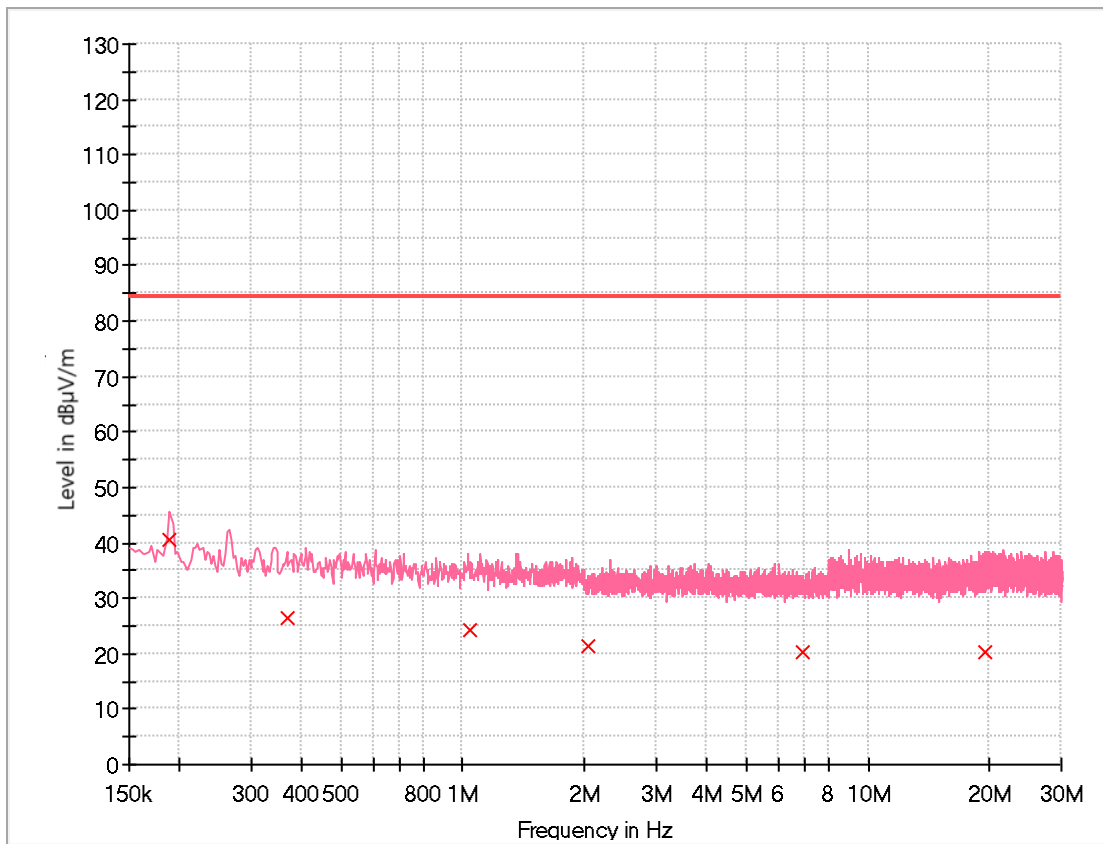
Frequency (MHz)	Average (dBµV/m)	Limit (dBµV/m)	Margin (dB)	Meas. Time (ms)	Bandwidth (kHz)	Pol	Azimuth (deg)	Corr. (dB)
0.195	42.41	84.23	41.82	15 000.0	9.000	V	5.0	20.2
0.541	25.30	84.23	58.93	15 000.0	9.000	V	137.0	20.2
1.168	22.61	84.23	61.62	15 000.0	9.000	V	335.0	20.2
3.284	20.96	84.23	63.27	15 000.0	9.000	V	208.0	20.4
6.027	20.18	84.23	64.05	15 000.0	9.000	V	347.0	20.3
12.866	19.49	84.23	64.74	15 000.0	9.000	V	0.0	19.9

8) 240 V Right Front Cooking Zone Boost Operating Mode



Final\_Result

Frequency (MHz)	Average (dBµV/m)	Limit (dBµV/m)	Margin (dB)	Meas. Time (ms)	Bandwidth (kHz)	Pol	Azimuth (deg)	Corr. (dB)
0.192	44.61	84.23	39.62	15 000.0	9.000	H	0.0	20.2
0.266	38.36	84.23	45.87	15 000.0	9.000	H	0.0	20.2
0.926	23.21	84.23	61.02	15 000.0	9.000	H	27.0	20.2
3.687	20.75	84.23	63.48	15 000.0	9.000	H	100.0	20.4
6.260	20.17	84.23	64.06	15 000.0	9.000	H	27.0	20.3
20.427	20.35	84.23	63.88	15 000.0	9.000	H	0.0	20.8

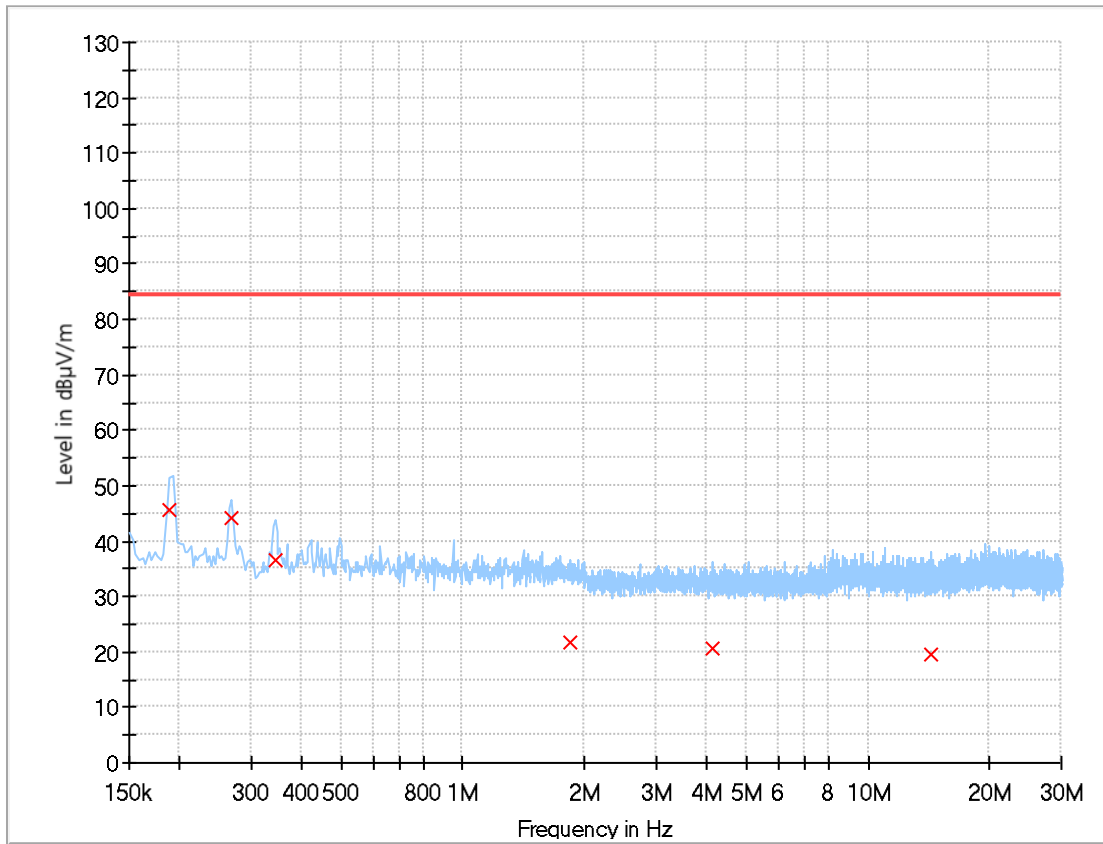


Final\_Result

Frequency (MHz)	Average (dBµV/m)	Limit (dBµV/m)	Margin (dB)	Meas. Time (ms)	Bandwidth (kHz)	Pol	Azimuth (deg)	Corr. (dB)
0.189	40.61	84.23	43.62	15 000.0	9.000	V	236.0	20.2
0.368	26.40	84.23	57.83	15 000.0	9.000	V	19.0	20.2
1.037	24.14	84.23	60.09	15 000.0	9.000	V	7.0	20.2
2.028	21.49	84.23	62.74	15 000.0	9.000	V	176.0	20.3
6.890	20.27	84.23	63.96	15 000.0	9.000	V	0.0	20.3
19.445	20.37	84.23	63.86	15 000.0	9.000	V	0.0	20.7

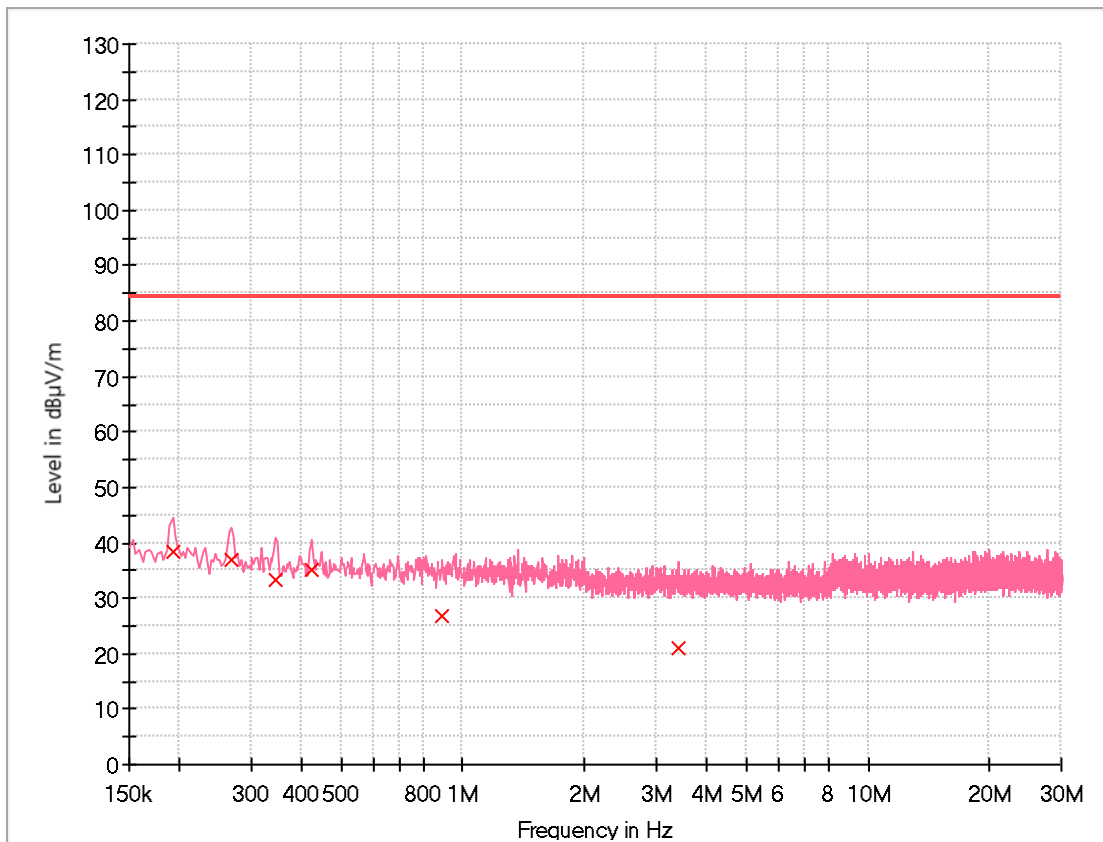


9) 240 V Right Rear Cooking Zone Boost Operating Mode



Final\_Result

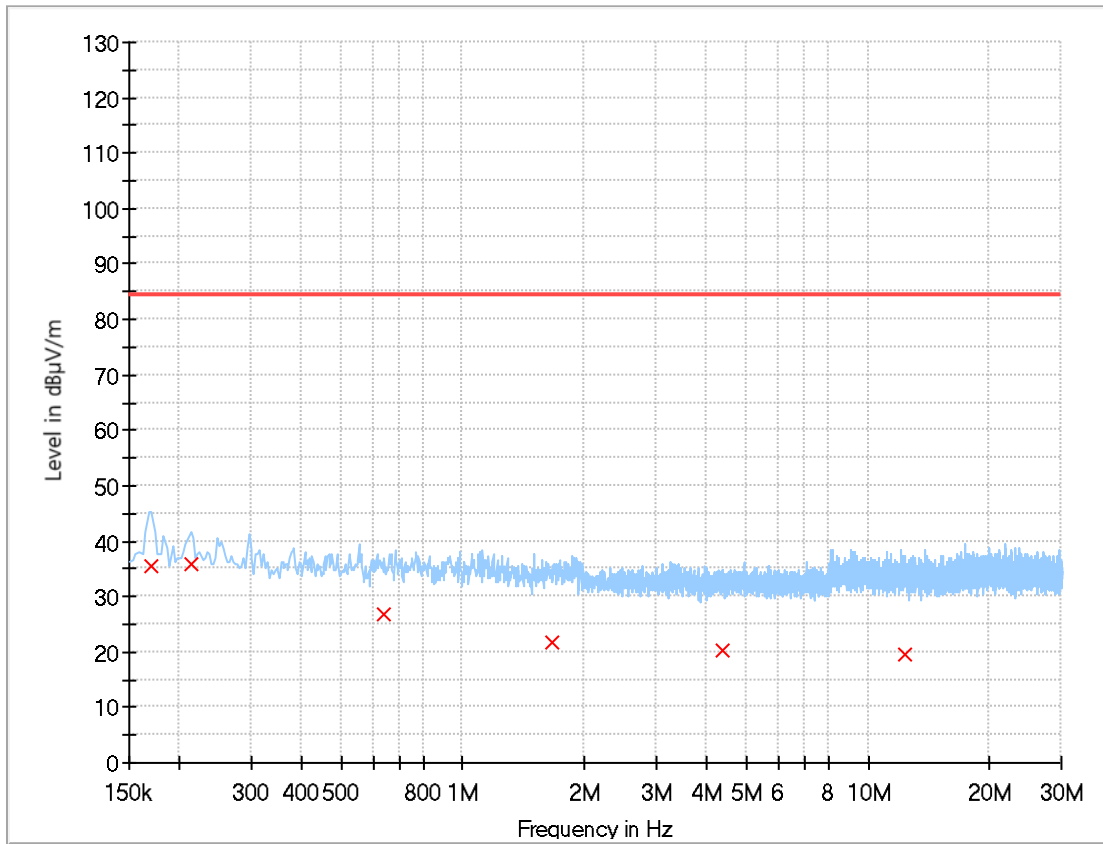
Frequency (MHz)	Average (dBµV/m)	Limit (dBµV/m)	Margin (dB)	Meas. Time (ms)	Bandwidth (kHz)	Pol	Azimuth (deg)	Corr. (dB)
0.189	45.54	84.23	38.69	15 000.0	9.000	H	7.0	20.2
0.269	44.34	84.23	39.89	15 000.0	9.000	H	7.0	20.3
0.344	36.62	84.23	47.61	15 000.0	9.000	H	0.0	20.2
1.842	21.65	84.23	62.58	15 000.0	9.000	H	0.0	20.3
4.147	20.55	84.23	63.68	15 000.0	9.000	H	67.0	20.4
14.230	19.39	84.23	64.84	15 000.0	9.000	H	19.0	19.7



Final\_Result

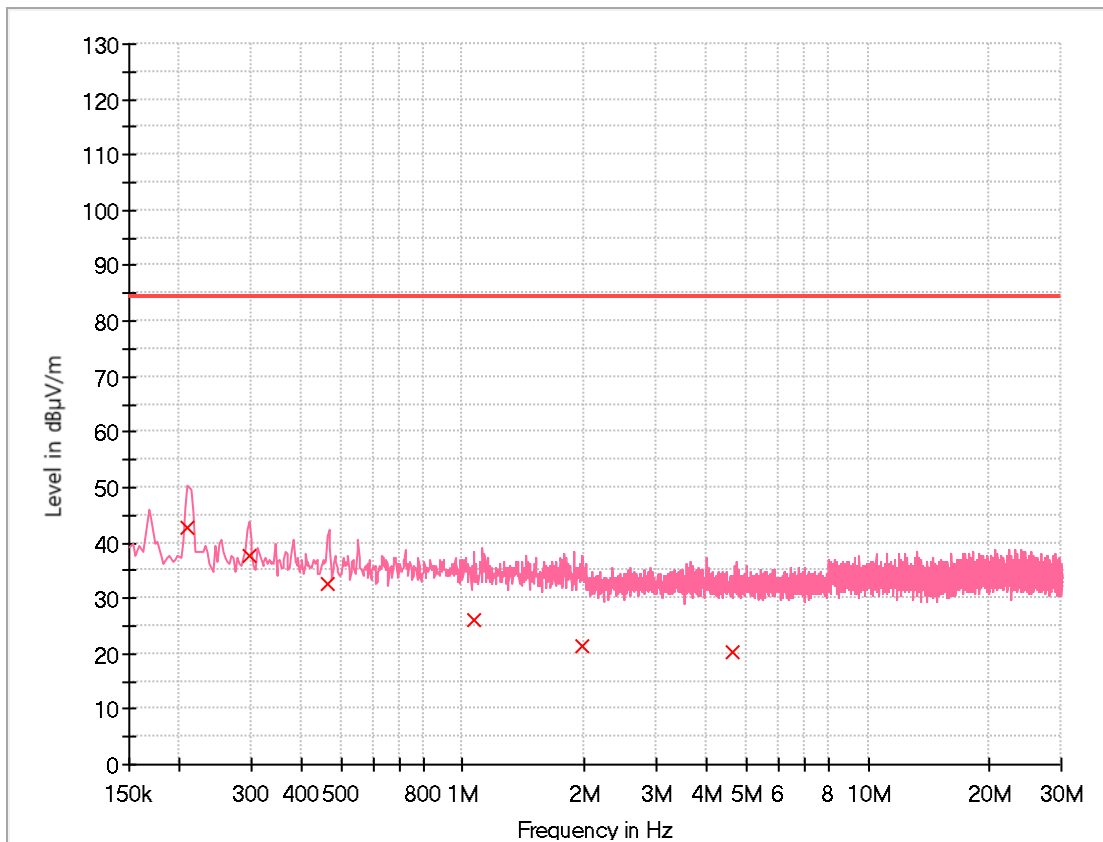
Frequency (MHz)	Average (dBµV/m)	Limit (dBµV/m)	Margin (dB)	Meas. Time (ms)	Bandwidth (kHz)	Pol	Azimuth (deg)	Corr. (dB)
0.192	38.21	84.23	46.02	15 000.0	9.000	V	224.0	20.2
0.269	36.79	84.23	47.44	15 000.0	9.000	V	67.0	20.3
0.344	33.17	84.23	51.06	15 000.0	9.000	V	43.0	20.2
0.425	35.00	84.23	49.23	15 000.0	9.000	V	19.0	20.2
0.890	26.84	84.23	57.39	15 000.0	9.000	V	0.0	20.2
3.407	20.92	84.23	63.31	15 000.0	9.000	V	102.0	20.4

10) 240 V Center Cooking Zone Operating Mode



Final\_Result

Frequency (kHz)	Average (dBµV/m)	Limit (dBµV/m)	Margin (dB)	Meas. Time (ms)	Bandwidth (kHz)	Pol	Azimuth (deg)	Corr. (dB)
0.171	35.64	84.23	48.59	15 000.0	9.000	H	322.0	20.2
0.213	35.99	84.23	48.24	15 000.0	9.000	H	18.0	20.2
0.640	26.74	84.23	57.49	15 000.0	9.000	H	311.0	20.2
1.654	21.84	84.23	62.39	15 000.0	9.000	H	91.0	20.3
4.359	20.45	84.23	63.78	15 000.0	9.000	H	298.0	20.4
12.302	19.56	84.23	64.67	15 000.0	9.000	H	335.0	19.9



Final\_Result

Frequency (MHz)	Average (dBµV/m)	Limit (dBµV/m)	Margin (dB)	Meas. Time (ms)	Bandwidth (kHz)	Pol	Azimuth (deg)	Corr. (dB)
0.210	42.76	84.23	41.47	15 000.0	9.000	V	18.0	20.2
0.296	37.71	84.23	46.52	15 000.0	9.000	V	213.0	20.3
0.463	32.67	84.23	51.56	15 000.0	9.000	V	54.0	20.2
1.066	25.93	84.23	58.30	15 000.0	9.000	V	189.0	20.2
1.980	21.47	84.23	62.76	15 000.0	9.000	V	0.0	20.3
4.636	20.45	84.23	63.78	15 000.0	9.000	V	141.0	20.4

Measurement Uncertainty: See Appendix A

Note: • AF = Antenna Factor  
 • POL H = Horizontal

• CL = Cable Loss  
 • POL V = Vertical

• Margin = Limit – Average  
 • H = Height

Ex) In case

Freq ; 100 MHz, level ; 30 dB(µV/m), AF ; 10 dB/m, CL ; 4 dB

$$\begin{aligned} \text{Result} &= \text{Level} + \text{AF} + \text{CL} \\ &= 30 + 10 + 4 \\ &= 19 \end{aligned}$$

$$\begin{aligned} \text{Margin} &= \text{Limit} - \text{Result} \\ &= 73.14 - 19 \\ &= 54.14 \end{aligned}$$

### Appendix A : Measurement Uncertainty

#### - Giheung Laboratory

Test Method		Measurement Uncertainty	
Conducted Emission		ENV216	3.7 dB (The confidential level is 95 %, k=2)
		ESH2-Z5	3.2 dB (The confidential level is 95 %, k=2)
		ESH3-Z6	3.2 dB (The confidential level is 95 %, k=2)
		NNLK8129	3.1 dB (The confidential level is 95 %, k=2)
Conducted Emission - Signal		ISN T800	5.4 dB (The confidential level is 95 %, k=2)
		ISN ST08	6.6 dB (The confidential level is 95 %, k=2)
Discontinuous		2.7 dB (The confidential level is 95 %, k=2)	
Radiated Emission	9 kHz ~30 MHz	Horizontal	3.3 dB (The confidential level is 95 %, k=2)
		Vertical	3.3 dB (The confidential level is 95 %, k=2)
	30 MHz ~ 1 000 MHz	Horizontal	4.3 dB (The confidential level is 95 %, k=2)
		Vertical	4.6 dB (The confidential level is 95 %, k=2)
	1 GHz ~ 18 GHz	Horizontal	3.9 dB (The confidential level is 95 %, k=2)
		Vertical	4.0 dB (The confidential level is 95 %, k=2)

#### - Gunpo Laboratory

Test Method		Measurement Uncertainty	
Conducted Emission		ENV216	4.0 dB (The confidential level is 95 %, k=2)
		ESH2-Z5	3.6 dB (The confidential level is 95 %, k=2)
		ESH3-Z6	3.8 dB (The confidential level is 95 %, k=2)
Conducted Emission - Signal		ISN T800	5.8 dB (The confidential level is 95 %, k=2)
		ISNT8-Cat6	5.8 dB (The confidential level is 95 %, k=2)
		ISN S751	7.5 dB (The confidential level is 95 %, k=2)
Disturbance Voltage at Antenna Terminal		2.9 dB (The confidential level is 95 %, k=2)	
Radiated Emission	9 kHz ~30 MHz	Horizontal	3.4 dB (The confidential level is 95 %, k=2)
		Vertical	3.4 dB (The confidential level is 95 %, k=2)
	30 MHz ~ 1 000 MHz	Horizontal	4.5 dB (The confidential level is 95 %, k=2)
		Vertical	5.1 dB (The confidential level is 95 %, k=2)
	1 GHz ~ 18 GHz	Horizontal	3.7 dB (The confidential level is 95 %, k=2)
		Vertical	3.9 dB (The confidential level is 95 %, k=2)

**- Dongtan Laboratory**

Test Method		Measurement Uncertainty	
Conducted Emission	ENV216	3.5 dB (The confidential level is 95 %, $k=2$ )	
	ESH2-Z5	3.3 dB (The confidential level is 95 %, $k=2$ )	
	ESH3-Z6	3.3 dB (The confidential level is 95 %, $k=2$ )	
	NNLK8129	3.4 dB (The confidential level is 95 %, $k=2$ )	
Conducted Emission - Signal	ISN T800	5.7 dB (The confidential level is 95 %, $k=2$ )	
	ISN ST08	5.5 dB (The confidential level is 95 %, $k=2$ )	
Discontinuous		2.9 dB (The confidential level is 95 %, $k=2$ )	
disturbance Power		3.9 dB (The confidential level is 95 %, $k=2$ )	
Radiated Emission	9 kHz ~30 MHz (Triple Loop Ant.)	3.4 dB (The confidential level is 95 %, $k=2$ )	
	9 kHz ~30 MHz (Loop Ant.)	Horizontal	3.8 dB (The confidential level is 95 %, $k=2$ )
		Vertical	3.8 dB (The confidential level is 95 %, $k=2$ )
	30 MHz ~ 1 000 MHz	Horizontal	4.8 dB (The confidential level is 95 %, $k=2$ )
		Vertical	5.4 dB (The confidential level is 95 %, $k=2$ )
	1 GHz ~ 18 GHz	Horizontal	4.1 dB (The confidential level is 95 %, $k=2$ )
Vertical		4.2 dB (The confidential level is 95 %, $k=2$ )	

**- End of Test Report -**