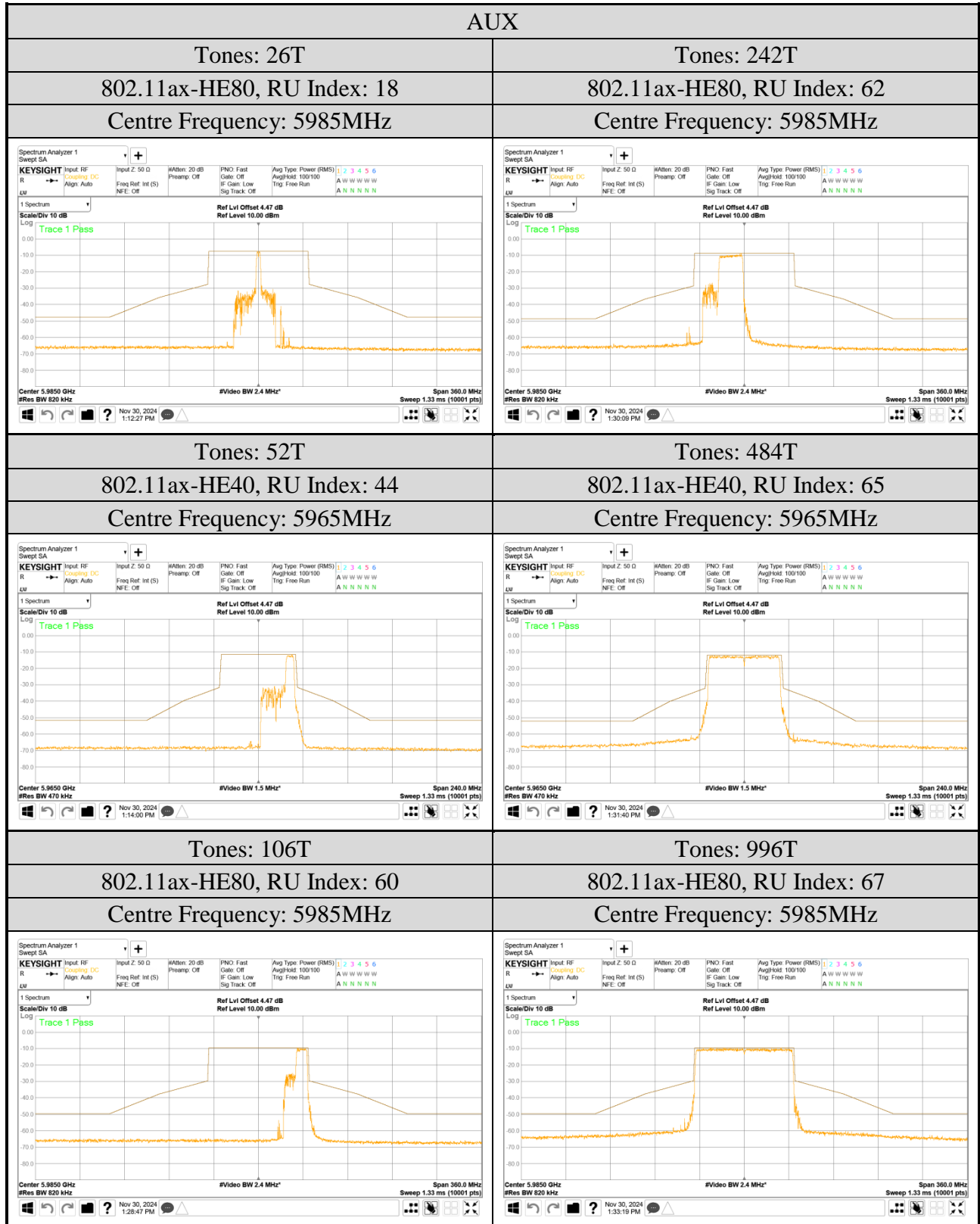
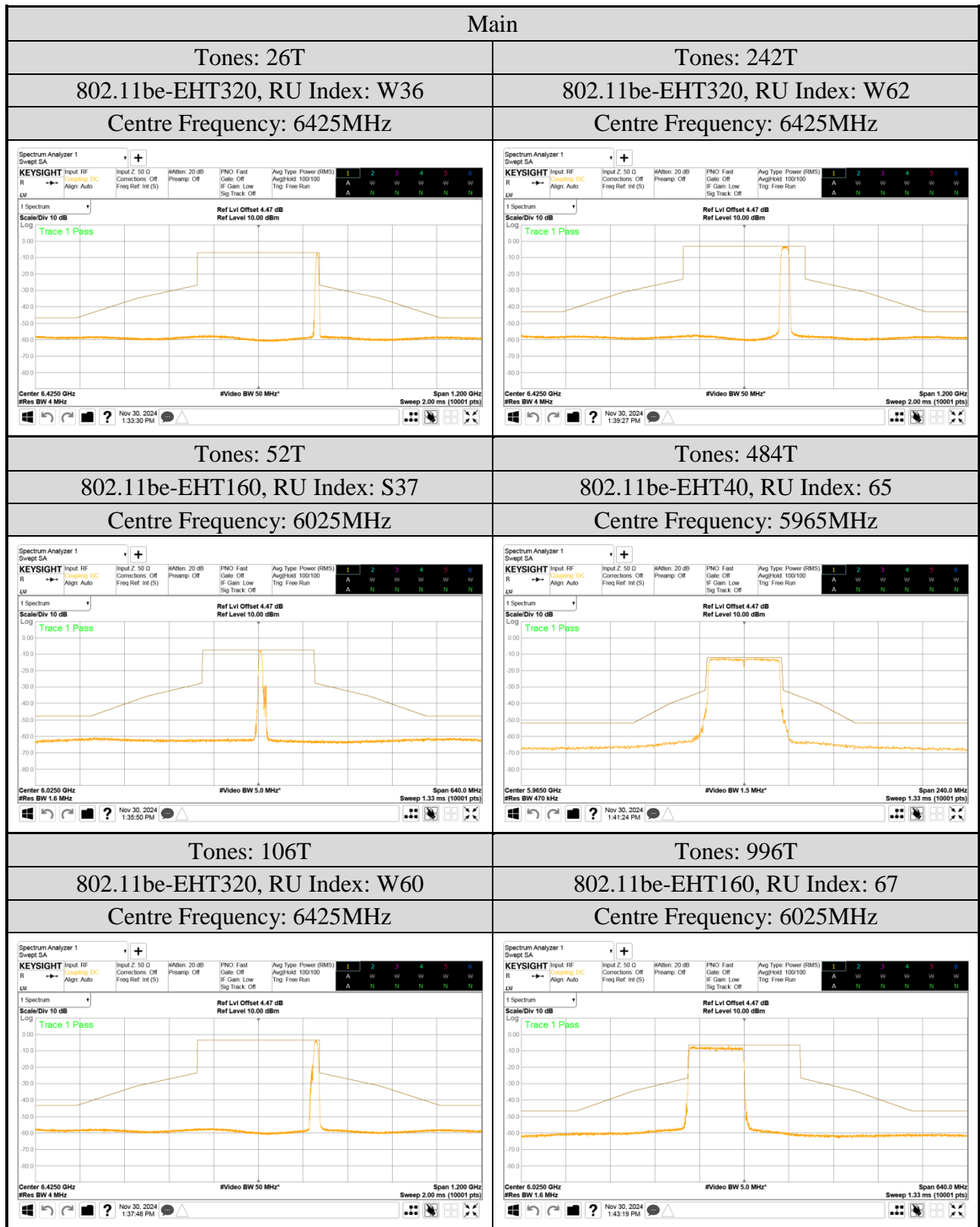


Antenna: LUXSHARE-ICT



Main	
Tones: 26T	Tones: 242T
802.11ax-HE80, RU Index: 18	802.11ax-HE80, RU Index: 62
Centre Frequency: 5985MHz	Centre Frequency: 5985MHz
Tones: 52T	Tones: 484T
802.11ax-HE40, RU Index: 44	802.11ax-HE40, RU Index: 65
Centre Frequency: 5965MHz	Centre Frequency: 5965MHz
Tones: 106T	Tones: 996T
802.11ax-HE80, RU Index: 60	802.11ax-HE80, RU Index: 67
Centre Frequency: 5985MHz	Centre Frequency: 5985MHz

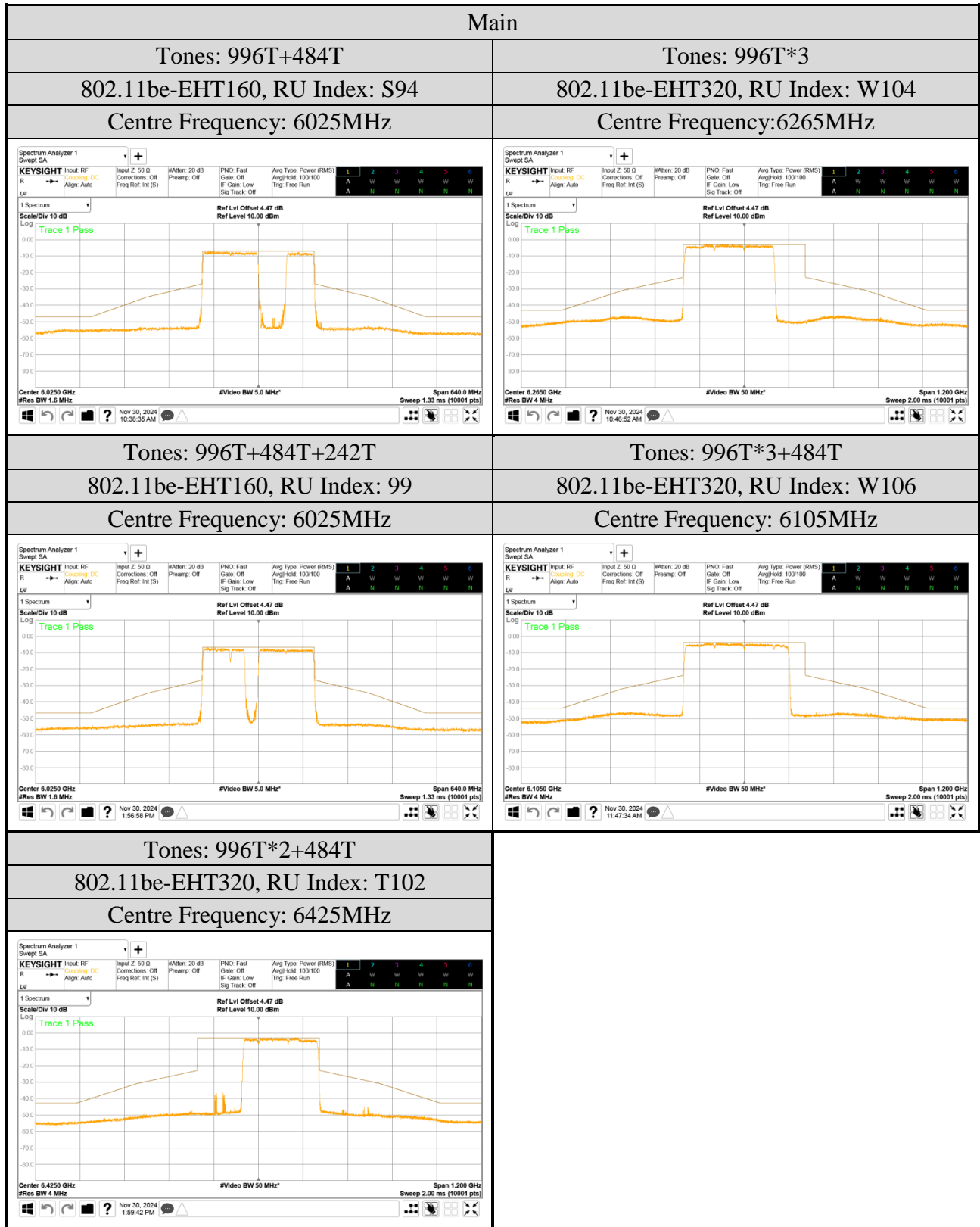
AUX	
Tones: 26T	Tones: 242T
802.11be-EHT320, RU Index: W36	802.11be-EHT320, RU Index: W62
Centre Frequency: 6425MHz	Centre Frequency: 6425MHz
Tones: 52T	Tones: 484T
802.11be-EHT160, RU Index: S37	802.11be-EHT40, RU Index: 65
Centre Frequency: 6025MHz	Centre Frequency: 5965MHz
Tones: 106T	Tones: 996T
802.11be-EHT320, RU Index: W60	802.11be-EHT160, RU Index: 67
Centre Frequency: 6425MHz	Centre Frequency: 6025MHz



AUX	
Tones: 996T*2 802.11be-EHT320, RU Index: W68 Centre Frequency: 6105MHz	Tones: 26T+106T 802.11be-EHT20, RU Index: 82 Centre Frequency: 5955MHz
Tones: 26T+52T 802.11be-EHT20, RU Index: 72 Centre Frequency: 5955MHz	Tones: 26T+106T 802.11be-EHT40, RU Index: 83 Centre Frequency: 5965MHz
Tones: 26T+52T 802.11be-EHT40, RU Index: 75 Centre Frequency: 5965MHz	Tones: 484T+242T 802.11be-EHT80, RU Index: 92 Centre Frequency: 5985MHz

AUX	
Tones: 996T+484T 802.11be-EHT160, RU Index: S94 Centre Frequency: 6025MHz	Tones: 996T*3 802.11be-EHT320, RU Index: W104 Centre Frequency: 6265MHz
Tones: 996T+484T+242T 802.11be-EHT160, RU Index: 99 Centre Frequency: 6025MHz	Tones: 996T*3+484T 802.11be-EHT320, RU Index: W106 Centre Frequency: 6105MHz
Tones: 996T*2+484T 802.11be-EHT320, RU Index: T102 Centre Frequency: 6425MHz	

Main	
Tones: 996T*2	Tones: 26T+106T
802.11be-EHT320, RU Index: W68	802.11be-EHT20, RU Index: 82
Centre Frequency: 6105MHz	Centre Frequency: 5955MHz
Tones: 26T+52T	Tones: 26T+106T
802.11be-EHT20, RU Index: 72	802.11be-EHT40, RU Index: 83
Centre Frequency: 5955MHz	Centre Frequency: 5965MHz
Tones: 26T+52T	Tones: 484T+242T
802.11be-EHT40, RU Index: 75	802.11be-EHT80, RU Index: 92
Centre Frequency: 5965MHz	Centre Frequency: 5985MHz



A.8 CONTENTION BASED PROTOCOL

Test Date	2024/11/14 ~ 19	Temp./Hum.	24°C/55 ~ 60%
Cable Loss	N/A	Tested By	Sam Chang
Test Voltage	AC 120V 60Hz (Via AC Adapter)		

A.8.1 Contention-based Protocol

- Contention-based Protocol Threshold Incumbent Signal & Mini. Detection level

Antenna: INPAQ

Mode	U-NII Band	EUT Frequency (MHz)	AWGN Frequency (MHz)	Injected AWGN Power (dBm)	Min. Antenna Gain (Include path loss) (dBi) *Note1	Adjusted Power (dBm)	Detection Limit (dBm)	EUT Tx Status
802.11be-EHT20	5	6135	6135	-78.78	0.90	-79.68	-62	OFF
			6135	-86.78	0.90	-87.68	-62	Minimum
			6135	-89.78	0.90	-90.68	-62	ON
	6	6455	6455	-75.30	0.90	-76.20	-62	OFF
			6455	-85.30	0.90	-86.20	-62	Minimum
			6455	-87.30	0.90	-88.20	-62	ON
	7	6695	6695	-74.84	0.90	-75.74	-62	OFF
			6695	-82.84	0.90	-83.74	-62	Minimum
			6695	-83.84	0.90	-84.74	-62	ON
	8	7015	7015	-77.92	0.90	-78.82	-62	OFF
			7015	-87.92	0.90	-88.82	-62	Minimum
			7015	-89.92	0.90	-90.82	-62	ON

Note 1: The listed Min. gain of EUT was included path loss and Min. gain 0.9dBi is refer to antenna report.

Note 2: Detected level (Adjusted Power) = Injected AWGN Power (dBm) – (Antenna Gain (dBi) + Path loss (dB)) *Note1.

Note 3: The AWGN level is reported for the following conditions:

- OFF = AWGN level at which no transmission is detected, consistently for a minimum period of 10 seconds.
- Minimal: AWGN level at which the system begins to trigger the transmission switch-off, albeit not being kept off consistently.
- ON = AWGN level at which no impact on the transmission is detected, consistently for a minimum period of 10 seconds.

Note 4: The EUT don't support channel puncturing or BW reduction mechanism.

Note 5: Per FCC TCB workshop April 2022, The Injected AWGN power is actual power of AWGN injected into the antenna port.

Mode	U-NII Band	EUT Frequency (MHz)	AWGN Frequency (MHz)	Injected AWGN Power (dBm)	Min. Antenna Gain (Include path loss) (dBi) *Note1	Adjusted Power (dBm)	Detection Limit (dBm)	EUT Tx Status
802.11be-EHT 320	5	6105	5950	-78.96	0.90	-79.86	-62	OFF
			5950	-80.96	0.90	-81.86	-62	Minimum
			5950	-81.96	0.90	-82.86	-62	ON
			6105	-77.63	0.90	-78.53	-62	OFF
			6105	-81.63	0.90	-82.53	-62	Minimum
			6105	-83.63	0.90	-84.53	-62	ON
			6260	-78.23	0.90	-79.13	-62	OFF
			6260	-82.23	0.90	-83.13	-62	Minimum
	5/6/7	6425	6260	-83.23	0.90	-84.13	-62	ON
			6270	-75.98	0.90	-76.88	-62	OFF
			6270	-78.98	0.90	-79.88	-62	Minimum
			6270	-81.98	0.90	-82.88	-62	ON
			6425	-73.96	0.90	-74.86	-62	OFF
			6425	-79.96	0.90	-80.86	-62	Minimum
			6425	-80.96	0.90	-81.86	-62	ON
			6580	-77.51	0.90	-78.41	-62	OFF
	7/8	6745	6580	-79.51	0.90	-80.41	-62	Minimum
			6580	-81.51	0.90	-82.41	-62	ON
			6590	-79.55	0.90	-80.45	-62	OFF
			6590	-82.55	0.90	-83.45	-62	Minimum
			6590	-84.55	0.90	-85.45	-62	ON
			6745	-76.91	0.90	-77.81	-62	OFF
			6745	-81.91	0.90	-82.81	-62	Minimum
			6745	-83.91	0.90	-84.81	-62	ON
	7/8	6905	6900	-77.67	0.90	-78.57	-62	OFF
			6900	-80.67	0.90	-81.57	-62	Minimum
			6900	-81.67	0.90	-82.57	-62	ON
			6750	-77.94	0.90	-78.84	-62	OFF
			6750	-81.94	0.90	-82.84	-62	Minimum
			6750	-82.94	0.90	-83.84	-62	ON
			6905	-73.67	0.90	-74.57	-62	OFF
			6905	-78.67	0.90	-79.57	-62	Minimum
	7/8	6905	6905	-80.67	0.90	-81.57	-62	ON
			7060	-75.91	0.90	-76.81	-62	OFF
			7060	-78.91	0.90	-79.81	-62	Minimum
			7060	-80.91	0.90	-81.81	-62	ON

Note 1: The listed Min. gain of EUT was included path loss and Min. gain 0.9dBi is refer to antenna report.

Note 2: Detected level (Adjusted Power) = Injected AWGN Power (dBm) – (Antenna Gain (dBi) + Path loss (dB)) *Note1.

Note 3: The AWGN level is reported for the following conditions:

- OFF = AWGN level at which no transmission is detected, consistently for a minimum period of 10 seconds.
- Minimal: AWGN level at which the system begins to trigger the transmission switch-off, albeit not being kept off consistently.
- ON = AWGN level at which no impact on the transmission is detected, consistently for a minimum period of 10 seconds.

Note 4: The EUT don't support channel puncturing or BW reduction mechanism.

Note 5: Per FCC TCB workshop April 2022, The Injected AWGN power is actual power of AWGN injected into the antenna port.

Antenna: LUXSHARE-ICT

Mode	U-NII Band	EUT Frequency (MHz)	AWGN Frequency (MHz)	Injected AWGN Power (dBm)	Min. Antenna Gain (Include path loss) (dBi) *Note1	Adjusted Power (dBm)	Detection Limit (dBm)	EUT Tx Status
802.11be-EHT20	5	6135	6135	-78.78	-0.30	-78.48	-62	OFF
			6135	-86.78	-0.30	-86.48	-62	Minimum
			6135	-89.78	-0.30	-89.48	-62	ON
	6	6455	6455	-75.30	-0.30	-75.00	-62	OFF
			6455	-85.30	-0.30	-85.00	-62	Minimum
			6455	-87.30	-0.30	-87.00	-62	ON
	7	6695	6695	-74.84	-0.30	-74.54	-62	OFF
			6695	-82.84	-0.30	-82.54	-62	Minimum
			6695	-83.84	-0.30	-83.54	-62	ON
	8	7015	7015	-77.92	-0.30	-77.62	-62	OFF
			7015	-87.92	-0.30	-87.62	-62	Minimum
			7015	-89.92	-0.30	-89.62	-62	ON

Note 1: The listed Min. gain of EUT was included path loss and Min. gain -0.3dBi is refer to antenna report

Note 2: Detected level (Adjusted Power) = Injected AWGN Power (dBm) – (Antenna Gain (dBi) + Path loss (dB)) *Note1.

Note 3: The AWGN level is reported for the following conditions:

- OFF = AWGN level at which no transmission is detected, consistently for a minimum period of 10 seconds.
- Minimal: AWGN level at which the system begins to trigger the transmission switch-off, albeit not being kept off consistently.
- ON = AWGN level at which no impact on the transmission is detected, consistently for a minimum period of 10 seconds.

Note 4: The EUT don't support channel puncturing or BW reduction mechanism.

Note 5: Per FCC TCB workshop April 2022, The Injected AWGN power is actual power of AWGN injected into the antenna port.

Mode	U-NII Band	EUT Frequency (MHz)	AWGN Frequency (MHz)	Injected AWGN Power (dBm)	Min. Antenna Gain (Include path loss) (dBi) *Note1	Adjusted Power (dBm)	Detection Limit (dBm)	EUT Tx Status
802.11be-EHT 320	5	6105	5950	-78.96	-0.30	-78.66	-62	OFF
			5950	-80.96	-0.30	-80.66	-62	Minimum
			5950	-81.96	-0.30	-81.66	-62	ON
			6105	-77.63	-0.30	-77.33	-62	OFF
			6105	-81.63	-0.30	-81.33	-62	Minimum
			6105	-83.63	-0.30	-83.33	-62	ON
			6260	-78.23	-0.30	-77.93	-62	OFF
			6260	-82.23	-0.30	-81.93	-62	Minimum
	5/6/7	6425	6260	-83.23	-0.30	-82.93	-62	ON
			6270	-75.98	-0.30	-75.68	-62	OFF
			6270	-78.98	-0.30	-78.68	-62	Minimum
			6270	-81.98	-0.30	-81.68	-62	ON
			6425	-73.96	-0.30	-73.66	-62	OFF
			6425	-79.96	-0.30	-79.66	-62	Minimum
			6425	-80.96	-0.30	-80.66	-62	ON
			6580	-77.51	-0.30	-77.21	-62	OFF
	7/8	6745	6580	-79.51	-0.30	-79.21	-62	Minimum
			6580	-81.51	-0.30	-81.21	-62	ON
			6590	-79.55	-0.30	-79.25	-62	OFF
			6590	-82.55	-0.30	-82.25	-62	Minimum
			6590	-84.55	-0.30	-84.25	-62	ON
			6745	-76.91	-0.30	-76.61	-62	OFF
			6745	-81.91	-0.30	-81.61	-62	Minimum
			6745	-83.91	-0.30	-83.61	-62	ON
	7/8	6905	6900	-77.67	-0.30	-77.37	-62	OFF
			6900	-80.67	-0.30	-80.37	-62	Minimum
			6900	-81.67	-0.30	-81.37	-62	ON
			6750	-77.94	-0.30	-77.64	-62	OFF
			6750	-81.94	-0.30	-81.64	-62	Minimum
			6750	-82.94	-0.30	-82.64	-62	ON
			6905	-73.67	-0.30	-73.37	-62	OFF
			6905	-78.67	-0.30	-78.37	-62	Minimum
	7/8	6905	6905	-80.67	-0.30	-80.37	-62	ON
			7060	-75.91	-0.30	-75.61	-62	OFF
			7060	-78.91	-0.30	-78.61	-62	Minimum
			7060	-80.91	-0.30	-80.61	-62	ON

Note 1: The listed Min. gain of EUT was included path loss and Min. gain -0.3dBi is refer to antenna report.
 Note 2: Detected level (Adjusted Power) = Injected AWGN Power (dBm) – (Antenna Gain (dBi) + Path loss (dB)) *Note1.
 Note 3: The AWGN level is reported for the following conditions:
 - OFF = AWGN level at which no transmission is detected, consistently for a minimum period of 10 seconds.
 - Minimal: AWGN level at which the system begins to trigger the transmission switch-off, albeit not being kept off consistently.
 - ON = AWGN level at which no impact on the transmission is detected, consistently for a minimum period of 10 seconds.
 Note 4: The EUT don't support channel puncturing or BW reduction mechanism.
 Note 5: Per FCC TCB workshop April 2022, The Injected AWGN power is actual power of AWGN injected into the antenna port.

● Summary table

Antenna: INPAQ

Mode	U-NII Band	Centre Frequency (MHz)	Incumbent Frequency (MHz)	1	2	3	4	5	6	7	8	9	10	Detection Possibility (%)	Limit (%)
802.11be-EHT20	5	6135	6135	1	1	1	1	1	1	1	1	1	1	100	90
	6	6455	6455	1	1	1	1	1	1	1	1	1	1	100	90
	7	6695	6695	1	1	1	1	1	1	1	1	1	1	100	90
	8	7015	7015	1	1	1	1	1	1	1	1	1	1	100	90
802.11be-EHT320	5	6105	5950	1	1	1	1	1	1	1	1	1	1	100	90
			6105	1	1	1	1	1	1	1	1	1	1	100	90
			6260	1	1	1	1	1	1	1	1	1	1	100	90
	5/6/7	6425	6270	1	1	1	1	1	1	1	1	1	1	100	90
			6425	1	1	1	1	1	1	1	1	1	1	100	90
			6580	1	1	1	1	1	1	1	1	1	1	100	90
	7/8	6745	6590	1	1	1	1	1	1	1	1	1	1	100	90
			6745	1	1	1	1	1	1	1	1	1	1	100	90
			6900	1	1	1	1	1	1	1	1	1	1	100	90
	7/8	6905	6750	1	1	1	1	1	1	1	1	1	1	100	90
			6905	1	1	1	1	1	1	1	1	1	1	100	90
			7060	1	1	1	1	1	1	1	1	1	1	100	90

Note: CBP Detection Trials (1= Detection, 0= No Detection)

Antenna: LUXSHARE-ICT

Mode	U-NII Band	Centre Frequency (MHz)	Incumbent Frequency (MHz)	1	2	3	4	5	6	7	8	9	10	Detection Possibility (%)	Limit (%)
802.11be-EHT20	5	6135	6135	1	1	1	1	1	1	1	1	1	1	100	90
	6	6455	6455	1	1	1	1	1	1	1	1	1	1	100	90
	7	6695	6695	1	1	1	1	1	1	1	1	1	1	100	90
	8	7015	7015	1	1	1	1	1	1	1	1	1	1	100	90
802.11be-EHT320	5	6105	5950	1	1	1	1	1	1	1	1	1	1	100	90
			6105	1	1	1	1	1	1	1	1	1	1	100	90
			6260	1	1	1	1	1	1	1	1	1	1	100	90
	5/6/7	6425	6270	1	1	1	1	1	1	1	1	1	1	100	90
			6425	1	1	1	1	1	1	1	1	1	1	100	90
			6580	1	1	1	1	1	1	1	1	1	1	100	90
	7/8	6745	6590	1	1	1	1	1	1	1	1	1	1	100	90
			6745	1	1	1	1	1	1	1	1	1	1	100	90
			6900	1	1	1	1	1	1	1	1	1	1	100	90
	7/8	6905	6750	1	1	1	1	1	1	1	1	1	1	100	90
			6905	1	1	1	1	1	1	1	1	1	1	100	90
			7060	1	1	1	1	1	1	1	1	1	1	100	90

Note: CBP Detection Trials (1= Detection, 0= No Detection)

A.8.2 Measurement Plots

