

FCC Radio Test Report

FCC ID: BEJNT-15U50Q

Report No. : BTL-FCCP-4-2302T026
Equipment : Notebook Computer
Model Name : 15U50Q
Brand Name : LG
Applicant : LG Electronics USA
Address : 111 Sylvan Avenue, North Building, Englewood Cliffs, New Jersey 07632, United States

Radio Function : RLAN 5 GHz (U-NII 1, U-NII 2A, U-NII 2C, U-NII 3)

FCC Rule Part(s) : FCC CFR Title 47, Part 15, Subpart E (15.407)
Measurement Procedure(s) : ANSI C63.10-2013

Date of Receipt : 2023/2/6
Date of Test : 2023/2/10 ~ 2023/2/24
Issued Date : 2023/3/7

The above equipment has been tested and found in compliance with the requirement of the above standards by BTL Inc.

Prepared by : Eric Lee
Eric Lee, Engineer

Approved by : Jerry Chuang
Jerry Chuang, Supervisor

**BTL Inc.**

No.18, Ln. 171, Sec. 2, Jiuzong Rd., Neihu Dist., Taipei City 114, Taiwan

Tel: +886-2-2657-3299 Fax: +886-2-2657-3331 Web: www.newbtl.com Service mail: btl_qa@newbtl.com

Declaration

BTL represents to the client that testing is done in accordance with standard procedures as applicable and that test instruments used has been calibrated with standards traceable to international standard(s) and/or national standard(s).

BTL's reports apply only to the specific samples tested under conditions. It is manufacture's responsibility to ensure that additional production units of this model are manufactured with the identical electrical and mechanical components. **BTL** shall have no liability for any declarations, inferences or generalizations drawn by the client or others from **BTL** issued reports.

This report is the confidential property of the client. As a mutual protection to the clients, the public and ourselves, the test report shall not be reproduced, except in full, without our written approval.

BTL's laboratory quality assurance procedures are in compliance with the **ISO/IEC 17025** requirements, and accredited by the conformity assessment authorities listed in this test report.

BTL is not responsible for the sampling stage, so the results only apply to the sample as received.

The information, data and test plan are provided by manufacturer which may affect the validity of results, so it is manufacturer's responsibility to ensure that the apparatus meets the essential requirements of applied standards and in all the possible configurations as representative of its intended use.

Limitation

For the use of the authority's logo is limited unless the Test Standard(s)/Scope(s)/Item(s) mentioned in this test report is (are) included in the conformity assessment authorities acceptance respective.

Please note that the measurement uncertainty is provided for informational purpose only and are not use in determining the Pass/Fail results.

CONTENTS

REVISION HISTORY	5
1 SUMMARY OF TEST RESULTS	6
1.1 TEST FACILITY	7
1.2 MEASUREMENT UNCERTAINTY	7
1.3 TEST ENVIRONMENT CONDITIONS	7
1.4 TABLE OF PARAMETERS OF TEST SOFTWARE SETTING	8
1.5 DUTY CYCLE	11
2 GENERAL INFORMATION	14
2.1 DESCRIPTION OF EUT	14
2.2 TEST MODES	18
2.3 BLOCK DIAGRAM SHOWING THE CONFIGURATION OF SYSTEM TESTED	20
2.4 SUPPORT UNITS	21
3 AC POWER LINE CONDUCTED EMISSIONS TEST	22
3.1 LIMIT	22
3.2 TEST PROCEDURE	22
3.3 DEVIATION FROM TEST STANDARD	22
3.4 TEST SETUP	23
3.5 TEST RESULT	23
4 RADIATED EMISSIONS TEST	24
4.1 LIMIT	24
4.2 TEST PROCEDURE	25
4.3 DEVIATION FROM TEST STANDARD	25
4.4 TEST SETUP	26
4.5 EUT OPERATING CONDITIONS	27
4.6 TEST RESULT – BELOW 30 MHZ	27
4.7 TEST RESULT – 30 MHZ TO 1 GHZ	27
4.8 TEST RESULT – ABOVE 1 GHZ	27
5 BANDWIDTH TEST	28
5.1 LIMIT	28
5.2 TEST PROCEDURE	28
5.3 DEVIATION FROM TEST STANDARD	28
5.4 TEST SETUP	28
5.5 EUT OPERATING CONDITIONS	28
5.6 TEST RESULT	28
6 OUTPUT POWER TEST	29
6.1 LIMIT	29
6.2 TEST PROCEDURE	29
6.3 DEVIATION FROM TEST STANDARD	29
6.4 TEST SETUP	29
6.5 EUT OPERATING CONDITIONS	29
6.6 TEST RESULT	29
7 POWER SPECTRAL DENSITY	30
7.1 LIMIT	30
7.2 TEST PROCEDURE	30
7.3 DEVIATION FROM TEST STANDARD	30
7.4 TEST SETUP	30
7.5 EUT OPERATING CONDITIONS	30

7.6	TEST RESULT	30
8	LIST OF MEASURING EQUIPMENTS	31
9	EUT TEST PHOTO	33
10	EUT PHOTOS	33
APPENDIX A	AC POWER LINE CONDUCTED EMISSIONS	34
APPENDIX B	RADIATED EMISSIONS - 30 MHZ TO 1 GHZ	39
APPENDIX C	RADIATED EMISSIONS - ABOVE 1 GHZ	42
APPENDIX D	BANDWIDTH	245
APPENDIX E	CONDUCTED OUTPUT POWER	294
APPENDIX F	POWER SPECTRAL DENSITY	313

REVISION HISTORY

Report No.	Version	Description	Issued Date	Note
BTL-FCCP-4-2302T026	R00	Original Report.	2023/3/6	Invalid
BTL-FCCP-4-2302T026	R01	Revised Typo.	2023/3/7	Valid

1 SUMMARY OF TEST RESULTS

Test procedures according to the technical standards.

Standard(s) Section	Description	Test Result	Judgement	Remark
15.207	AC Power Line Conducted Emissions	APPENDIX A	Pass	-----
15.205 15.209 15.407(b)	Radiated Emissions	APPENDIX B APPENDIX C	Pass	-----
15.407(a)	Bandwidth	APPENDIX D	Pass	-----
15.407(a)	Output Power	APPENDIX E	Pass	-----
15.407(a)	Power Spectral Density	APPENDIX F	Pass	-----
15.203	Antenna Requirement	-----	Pass	-----
15.407(c)	Automatically Discontinue Transmission	-----	Pass	NOTE (3)

NOTE:

- (1) "N/A" denotes test is not applicable in this Test Report.
- (2) The report format version is TP.1.1.1.
- (3) The EUT can detect the controlling signal of ACK message transmitting from remote device and verify whether it shall resend or discontinue transmission.

1.1 TEST FACILITY

The test locations stated below are under the TAF Accreditation Number 0659.

The test location(s) used to collect the test data in this report are:

No. 68-1, Ln. 169, Sec. 2, Datong Rd., Xizhi Dist., New Taipei City 221, Taiwan
(FCC DN: TW0659)

C05 CB08 CB11 SR10 SR11

No. 72, Ln. 169, Sec. 2, Datong Rd., Xizhi Dist., New Taipei City 221, Taiwan
(FCC DN: TW0659)

C06 CB21 CB22

1.2 MEASUREMENT UNCERTAINTY

The reported uncertainty of measurement $y \pm U$, where expanded uncertainty U is based on a standard uncertainty multiplied by a coverage factor of $k = 2$, providing a level of confidence of approximately **95 %**. The measurement instrumentation uncertainty considerations contained in CISPR 16-4-2. The BTL measurement uncertainty is less than the CISPR 16-4-2 U_{cispr} requirement.

A. AC power line conducted emissions test:

Test Site	Method	Measurement Frequency Range	U (dB)
C05	CISPR	150 kHz ~ 30MHz	3.44

B. Radiated emissions test :

Test Site	Measurement Frequency Range	U,(dB)
CB21	0.03 GHz ~ 0.2 GHz	4.17
	0.2 GHz ~ 1 GHz	4.72
	1 GHz ~ 6 GHz	5.21
	6 GHz ~ 18 GHz	5.51
	18 GHz ~ 26 GHz	3.69
	26 GHz ~ 40 GHz	4.23

C. Conducted test :

Test Item	U,(dB)
Occupied Bandwidth	0.5332
Output power	0.3669
Power Spectral Density	0.6590
Conducted Spurious emissions	0.5416
Conducted Band edges	0.5335
Frequency Stability	0.5333

NOTE:

Unless specifically mentioned, the uncertainty of measurement has not been taken into account to declare the compliance or non-compliance to the specification.

1.3 TEST ENVIRONMENT CONDITIONS

Test Item	Environment Condition	Test Voltage	Tested by
AC Power Line Conducted Emissions	22 °C, 65 %	AC 120V	Jay Tien
Radiated emissions below 1 GHz	Refer to data	AC 120V	Mark Wang
Radiated emissions above 1 GHz	Refer to data	AC 120V	Mark Wang
Bandwidth	21.7 °C, 63 %	AC 120V	Jay Tien
Output Power	21.7 °C, 63 %	AC 120V	Jay Tien
Power Spectral Density	21.7 °C, 63 %	AC 120V	Jay Tien

1.4 TABLE OF PARAMETERS OF TEST SOFTWARE SETTING

UNII-1				
Antenna	SISO			
Test Software	DRTU V03544.22.200.0			
Mode	5180 MHz	5200 MHz	5240 MHz	Data Rate
IEEE 802.11a	17.625	17.625	17.5	6 Mbps

UNII-2A				
Antenna	SISO			
Test Software	DRTU V03544.22.200.0			
Mode	5260 MHz	5300 MHz	5320 MHz	Data Rate
IEEE 802.11a	17.5	17.5	17.625	6 Mbps

UNII-2C				
Antenna	SISO			
Test Software	DRTU V03544.22.200.0			
Mode	5500 MHz	5580 MHz	5700 MHz	Data Rate
IEEE 802.11a	16.75	16.625	17	6 Mbps

UNII-3				
Antenna	SISO			
Test Software	DRTU V03544.22.200.0			
Mode	5745 MHz	5785 MHz	5825 MHz	Data Rate
IEEE 802.11a	18	18	18	6 Mbps

UNII-1				
Antenna	MIMO_Main+ Aux			
Test Software	DRTU V03544.22.200.0			
Mode	5180 MHz	5200 MHz	5240 MHz	Data Rate
IEEE 802.11n (HT20)	14.75	14.625	14.5	HT 0
IEEE 802.11ac (VHT20)	14.625	14.625	14.5	MCS 0
IEEE 802.11ax (HE20)	14.75	14.75	14.625	MCS 0
Mode	5190 MHz	5230 MHz		Data Rate
IEEE 802.11n (HT40)	14.25	14.5		HT 0
IEEE 802.11ac (VHT40)	14.5	14.375		MCS 0
IEEE 802.11ax (HE40)	14.875	14.75		MCS 0
Mode	5210 MHz			Data Rate
IEEE 802.11ac (VHT80)	14.25			MCS 0
IEEE 802.11ax (HE80)	14.625			MCS 0
Mode	5250 MHz			Data Rate
IEEE 802.11ac (VHT160)	12			MCS 0
IEEE 802.11ax (HE160)	14.125			MCS 0

UNII-2A				
Antenna	MIMO_Main+ Aux			
Test Software	DRTU V03544.22.200.0			
Mode	5260 MHz	5300 MHz	5320 MHz	Data Rate
IEEE 802.11n (HT20)	14.5	14.75	14.75	HT 0
IEEE 802.11ac (VHT20)	14.5	14.75	14.875	MCS 0
IEEE 802.11ax (HE20)	14.75	14.875	14.875	MCS 0
Mode	5270 MHz	5310 MHz		Data Rate
IEEE 802.11n (HT40)	14.375	14.5		HT 0
IEEE 802.11ac (VHT40)	14.375	14.625		MCS 0
IEEE 802.11ax (HE40)	14.75	14.75		MCS 0
Mode	5290 MHz			Data Rate
IEEE 802.11ac (VHT80)	14.25			MCS 0
IEEE 802.11ax (HE80)	14.625			MCS 0

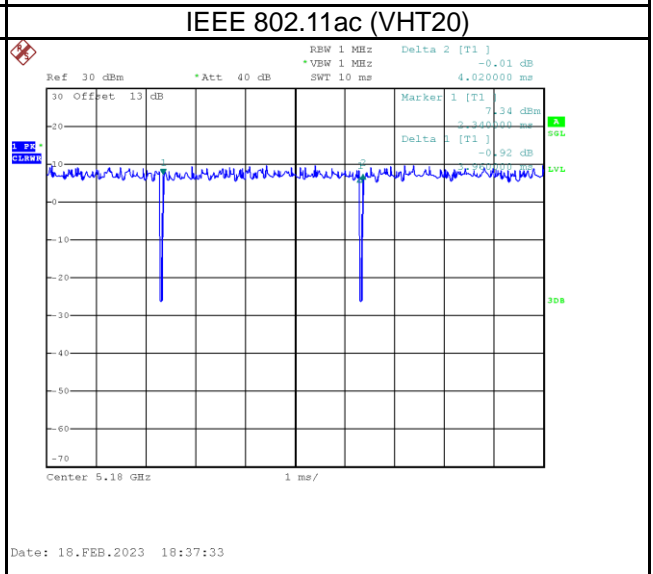
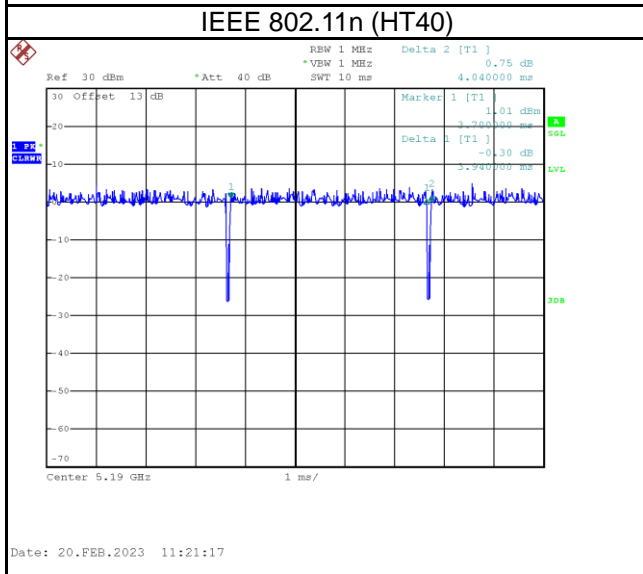
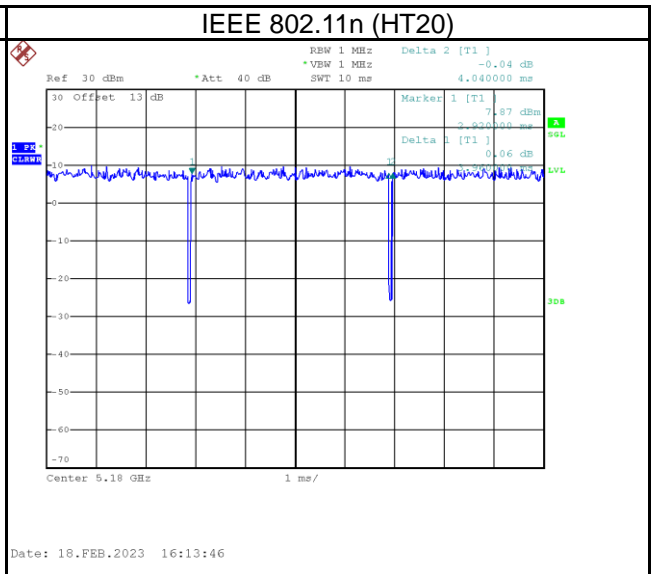
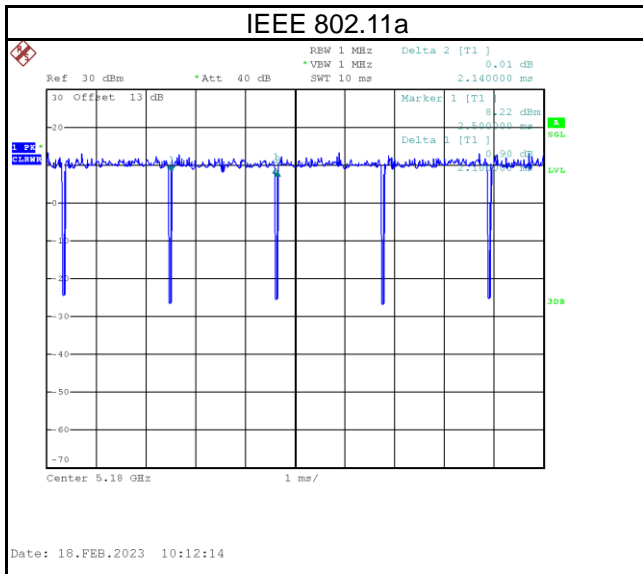
UNII-2C					
Antenna	MIMO_Main+ Aux				
Test Software	DRTU V03544.22.200.0				
Mode	5500 MHz	5580 MHz	5700 MHz	5720 MHz	Data Rate
IEEE 802.11n (HT20)	13.875	13.75	13.875	13.75	HT 0
IEEE 802.11ac (VHT20)	14.375	13.625	13.625	14.75	MCS 0
IEEE 802.11ax (HE20)	14	13.875	14	15	MCS 0
Mode	5510 MHz	5550 MHz	5670 MHz	5710 MHz	Data Rate
IEEE 802.11n (HT40)	13.5	13.5	13.75	14.125	HT 0
IEEE 802.11ac (VHT40)	13.625	13.625	13.75	14.25	MCS 0
IEEE 802.11ax (HE40)	14	13.875	14.125	14.5	MCS 0
Mode	5530 MHz	5610 MHz	5690 MHz		Data Rate
IEEE 802.11ac (VHT80)	13.375	13.5	13.875		MCS 0
IEEE 802.11ax (HE80)	13.625	13.875	14.125		MCS 0
Mode	5570 MHz				Data Rate
IEEE 802.11ac (VHT160)	13.25				MCS 0
IEEE 802.11ax (HE160)	13.25				MCS 0

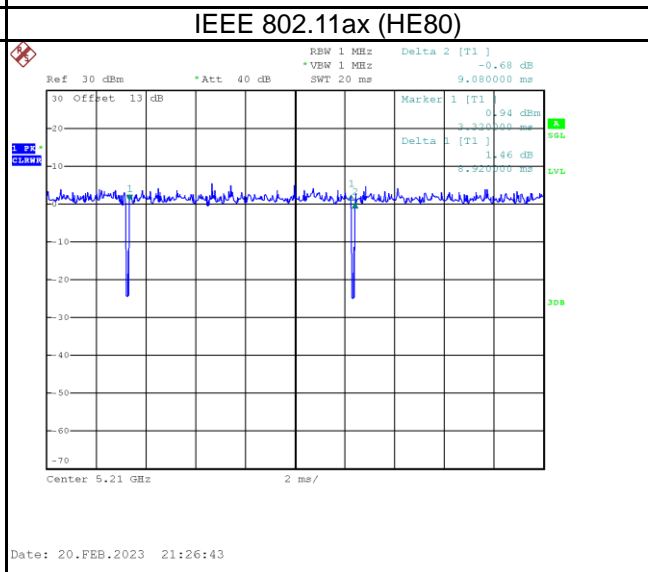
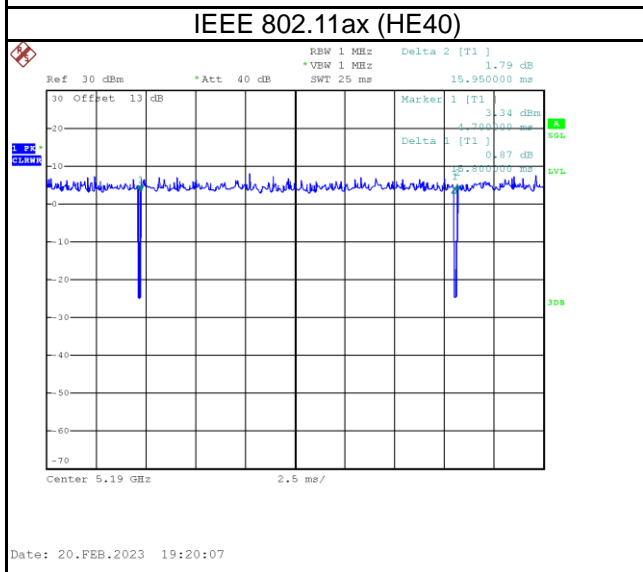
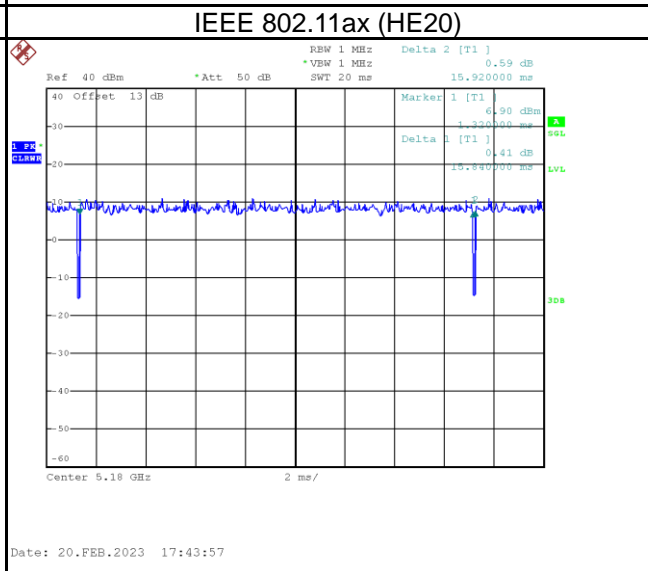
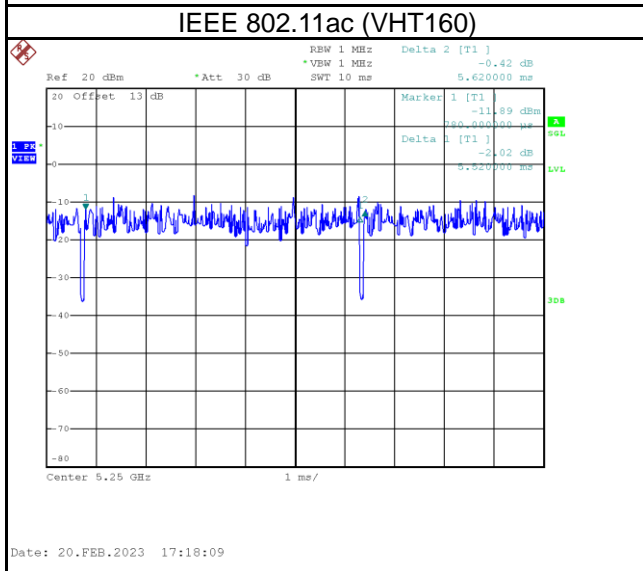
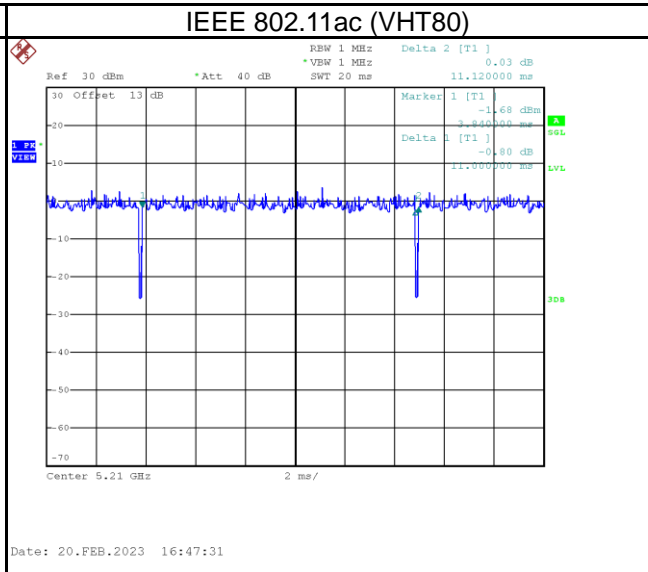
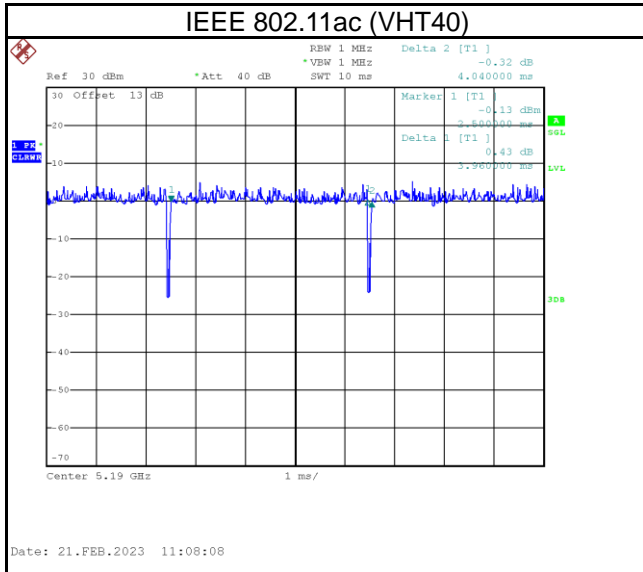
UNII-3					
Antenna	MIMO_Main+ Aux				
Test Software	DRTU V03544.22.200.0				
Mode	5745 MHz	5785 MHz	5825 MHz		Data Rate
IEEE 802.11n (HT20)	15	15.125	15.25		HT 0
IEEE 802.11ac (VHT20)	14.875	15	15.125		MCS 0
IEEE 802.11ax (HE20)	15.125	15.25	15.25		MCS 0
Mode	5755 MHz	5795 MHz			Data Rate
IEEE 802.11n (HT40)	14.875	15			HT 0
IEEE 802.11ac (VHT40)	14.875	15			MCS 0
IEEE 802.11ax (HE40)	15.125	15.375			MCS 0
Mode	5775 MHz				Data Rate
IEEE 802.11ac (VHT80)	14.75				MCS 0
IEEE 802.11ax (HE80)	15				MCS 0

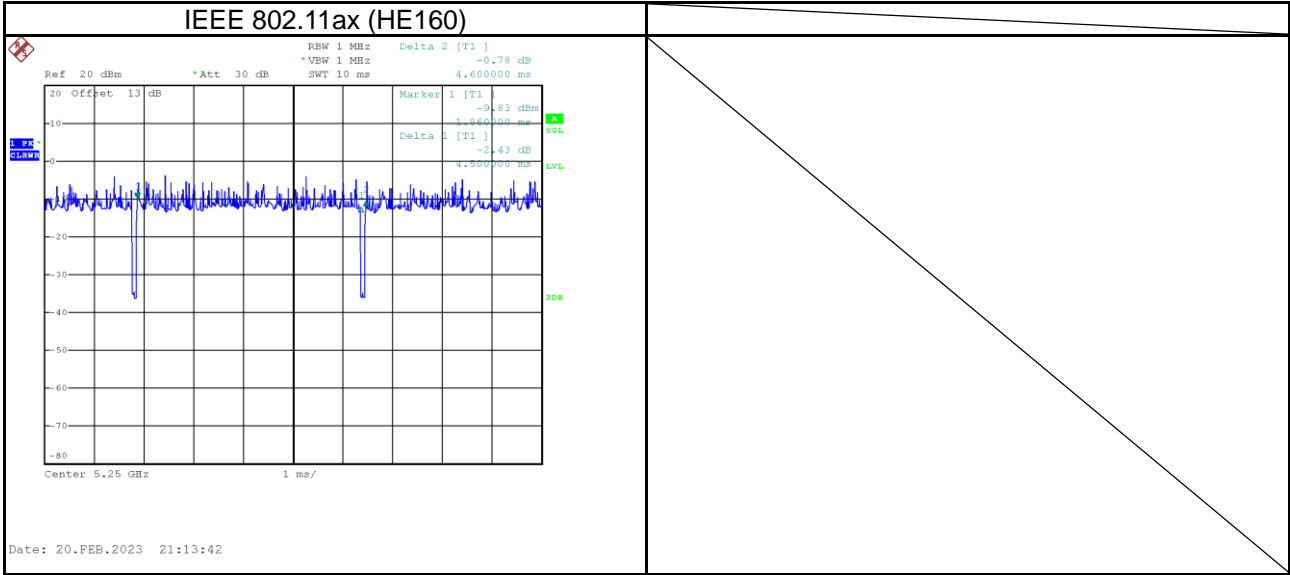
1.5 DUTY CYCLE

If duty cycle is $\geq 98\%$, duty factor is not required.
 If duty cycle is $< 98\%$, duty factor shall be considered.

Remark	Delta 1			Delta 2	On Time/Period	10 log(1/Duty Cycle)
Mode	ON (ms)	Numbers (ON)	On Time (B) (ms)	Period (ON+OFF) (ms)	Duty Cycle (%)	Duty Factor (dB)
IEEE 802.11a	2.100	1	2.100	2.140	98.13%	0.08
IEEE 802.11n (HT20)	3.960	1	3.960	4.040	98.02%	0.09
IEEE 802.11n (HT40)	3.940	1	3.940	4.040	97.52%	0.11
IEEE 802.11ac (VHT20)	3.960	1	3.960	4.020	98.51%	0.07
IEEE 802.11ac (VHT40)	3.960	1	3.960	4.040	98.02%	0.09
IEEE 802.11ac (VHT80)	11.000	1	11.000	11.120	98.92%	0.05
IEEE 802.11ac (VHT160)	5.520	1	5.520	5.620	98.22%	0.08
IEEE 802.11ax (HE20)	15.840	1	15.840	15.920	99.50%	0.02
IEEE 802.11ax (HE40)	15.800	1	15.800	15.950	99.06%	0.04
IEEE 802.11ax (HE80)	8.920	1	8.920	9.080	98.24%	0.08
IEEE 802.11ax (HE160)	4.500	1	4.500	4.600	97.83%	0.10







2 GENERAL INFORMATION

2.1 DESCRIPTION OF EUT

Equipment	Notebook Computer
Model Name	15U50Q
Brand Name	LG
Model Difference	N/A
Power Source	DC voltage supplied from AC/DC Adapter.
Power Rating	19.0V $\overline{=}$ 3.42A
Power Adapter Power Rating	I/P: 100-240V~1.7A 50-60Hz O/P: 19.0V $\overline{=}$ 3.42A 65.0W
Power Adapter	Chicony / A18-065N3A
Battery	LG / LBX822BM
Operation Band	UNII-1: 5150 MHz to 5250 MHz UNII-2A: 5250 MHz to 5350 MHz UNII-2C: 5470 MHz to 5725 MHz UNII-3: 5725 MHz to 5850 MHz
Operation Frequency	UNII-1: 5180 MHz to 5250 MHz UNII-2A: 5250 MHz to 5320 MHz UNII-2C: 5500 MHz to 5720 MHz UNII-3: 5745 MHz to 5825 MHz
Modulation Technology	OFDM, OFDMA
Transfer Rate	802.11a: 54/48/36/24/18/12/9/6 Mbps 802.11n: Up to 300Mbps 802.11ac: Up to 866.7 Mbps 802.11ax: Up to 2402 Mbps
Output Power Max. for UNII-1	IEEE 802.11a_Main: 17.45 dBm (0.0556 W) IEEE 802.11a_Aux: 17.49 dBm (0.0561 W) IEEE 802.11n (HT20): 17.49 dBm (0.0561 W) IEEE 802.11n (HT40): 17.47 dBm (0.0559 W) IEEE 802.11ac (VHT20): 17.45 dBm (0.0556 W) IEEE 802.11ac (VHT40): 17.45 dBm (0.0557 W) IEEE 802.11ac (VHT80): 17.49 dBm (0.0561 W) IEEE 802.11ac (VHT160): 15.53 dBm (0.0357 W) IEEE 802.11ax (HE20): 17.47 dBm (0.0558 W) IEEE 802.11ax (HE40): 17.48 dBm (0.0560 W) IEEE 802.11ax (HE80): 17.48 dBm (0.0559 W) IEEE 802.11ax (HE160): 17.47 dBm (0.0559 W)
Output Power Max. for UNII-2A	IEEE 802.11a_Main: 17.48 dBm (0.0560 W) IEEE 802.11a_Aux: 17.48 dBm (0.0560 W) IEEE 802.11n (HT20): 17.47 dBm (0.0559 W) IEEE 802.11n (HT40): 17.49 dBm (0.0561 W) IEEE 802.11ac (VHT20): 17.43 dBm (0.0553 W) IEEE 802.11ac (VHT40): 17.46 dBm (0.0557 W) IEEE 802.11ac (VHT80): 17.43 dBm (0.0553 W) IEEE 802.11ax (HE20): 17.49 dBm (0.0562 W) IEEE 802.11ax (HE40): 17.45 dBm (0.0555 W) IEEE 802.11ax (HE80): 17.48 dBm (0.0560 W)

Output Power Max. for UNII-2C	IEEE 802.11a_Main: 16.45 dBm (0.0442 W) IEEE 802.11a_Aux: 16.47 dBm (0.0444 W) IEEE 802.11n (HT20): 16.49 dBm (0.0446 W) IEEE 802.11n (HT40): 16.49 dBm (0.0445 W) IEEE 802.11ac (VHT20): 16.45 dBm (0.0441 W) IEEE 802.11ac (VHT40): 16.46 dBm (0.0442 W) IEEE 802.11ac (VHT80): 16.44 dBm (0.0441 W) IEEE 802.11ac (VHT160): 16.43 dBm (0.0440 W) IEEE 802.11ax (HE20): 16.48 dBm (0.0445 W) IEEE 802.11ax (HE40): 16.48 dBm (0.0445 W) IEEE 802.11ax (HE80): 16.43 dBm (0.0440 W) IEEE 802.11ax (HE160): 16.43 dBm (0.0439 W)
Output Power Max. for UNII-3	IEEE 802.11a_Main: 17.48 dBm (0.0560 W) IEEE 802.11a_Aux: 17.42 dBm (0.0552 W) IEEE 802.11n (HT20): 17.49 dBm (0.0562 W) IEEE 802.11n (HT40): 17.43 dBm (0.0553 W) IEEE 802.11ac (VHT20): 17.46 dBm (0.0557 W) IEEE 802.11ac (VHT40): 17.40 dBm (0.0550 W) IEEE 802.11ac (VHT80): 17.48 dBm (0.0560 W) IEEE 802.11ax (HE20): 17.46 dBm (0.0558 W) IEEE 802.11ax (HE40): 17.42 dBm (0.0553 W) IEEE 802.11ax (HE80): 17.42 dBm (0.0552 W)
Maximum Output Power for Straddle Channel	IEEE 802.11n (HT20): 16.39 dBm (0.0436 W) IEEE 802.11n (HT40): 16.36 dBm (0.0432 W) IEEE 802.11ac (VHT20): 16.37 dBm (0.0434 W) IEEE 802.11ac (VHT40): 16.33 dBm (0.0430 W) IEEE 802.11ac (VHT80): 16.50 dBm (0.0446 W) IEEE 802.11ax (HE20): 16.42 dBm (0.0439 W) IEEE 802.11ax (HE40): 16.43 dBm (0.0440 W) IEEE 802.11ax (HE80): 16.49 dBm (0.0445 W)
Test Model	15U50Q
Sample Status	Engineering Sample
EUT Modification(s)	N/A

NOTE:

(1) The above EUT information is declared by manufacturer and for more detailed features description, please refers to the manufacturer's specifications or user's manual.

(2) Channel List:

IEEE 802.11a IEEE 802.11n (HT20) IEEE 802.11ac (VHT20) IEEE 802.11ax (HE20)		IEEE 802.11n (HT40) IEEE 802.11ac (VHT40) IEEE 802.11ax (HE40)		IEEE 802.11ac (VHT80) IEEE 802.11ax (HE80)	
UNII-1		UNII-1		UNII-1	
Channel	Frequency (MHz)	Channel	Frequency (MHz)	Channel	Frequency (MHz)
36	5180	38	5190	42	5210
40	5200	46	5230		
44	5220				
48	5240				

IEEE 802.11a IEEE 802.11n (HT20) IEEE 802.11ac (VHT20) IEEE 802.11ax (HE20)		IEEE 802.11n (HT40) IEEE 802.11ac (VHT40) IEEE 802.11ax (HE40)		IEEE 802.11ac (VHT80) IEEE 802.11ax (HE80)	
UNII-2A		UNII-2A		UNII-2A	
Channel	Frequency (MHz)	Channel	Frequency (MHz)	Channel	Frequency (MHz)
52	5260	54	5270	58	5290
56	5280	62	5310		
60	5300				
64	5320				

IEEE 802.11a IEEE 802.11n (HT20) IEEE 802.11ac (VHT20) IEEE 802.11ax (HE20)		IEEE 802.11n (HT40) IEEE 802.11ac (VHT40) IEEE 802.11ax (HE40)		IEEE 802.11ac (VHT80) IEEE 802.11ax (HE80)	
UNII-2C		UNII-2C		UNII-2C	
Channel	Frequency (MHz)	Channel	Frequency (MHz)	Channel	Frequency (MHz)
100	5500	102	5510	106	5530
104	5520	110	5550	122	5610
108	5540	118	5590	138	5690
112	5560	126	5630		
116	5580	134	5670		
120	5600	142	5710		
124	5620				
128	5640				
132	5660				
136	5680				
140	5700				
144	5720				

IEEE 802.11a IEEE 802.11n (HT20) IEEE 802.11ac (VHT20) IEEE 802.11ax (HE20)		IEEE 802.11n (HT40) IEEE 802.11ac (VHT40) IEEE 802.11ax (HE40)		IEEE 802.11ac (VHT80) IEEE 802.11ax (HE80)	
UNII-3		UNII-3		UNII-3	
Channel	Frequency (MHz)	Channel	Frequency (MHz)	Channel	Frequency (MHz)
149	5745	151	5755	155	5775
153	5765	159	5795		
157	5785				
161	5805				
165	5825				

802.11ac (VHT160) 802.11ax (HE160)	
Channel	Frequency (MHz)
50	5250
114	5570

(3) Table for Filed Antenna:

Ant.	Brand	Part number	Type	Frequency Range (MHz)	Gain (dBi)
Main	High-Tek Electronics Co., Ltd	DQ60ACQD0B3	PIFA	2400-2483.5	1.41
				5150-5250	2.83
				5250-5350	2.83
				5470-5725	2.93
				5725-5850	2.93
Aux	High-Tek Electronics Co., Ltd	DQ60ACQD0B3	PIFA	2400-2483.5	2.20
				5150-5250	2.22
				5250-5350	2.65
				5470-5725	2.72
				5725-5850	2.88

(4) The above Antenna information are derived from the antenna data sheet provided by manufacturer and for more detailed features description, please refer to the manufacturer's specifications, the laboratory shall not be held responsible.

(5) Operating Mode and Antenna Configuration

TX Mode	Operating Mode	2TX
	IEEE 802.11a	V (Main or Aux)
	IEEE 802.11n (HT20)	V (Main+ Aux)
	IEEE 802.11n (HT40)	V (Main+ Aux)
	IEEE 802.11ac (VHT20)	V (Main+ Aux)
	IEEE 802.11ac (VHT40)	V (Main+ Aux)
	IEEE 802.11ac (VHT80)	V (Main+ Aux)
	IEEE 802.11ac (VHT160)	V (Main+ Aux)
	IEEE 802.11ax (HE20)	V (Main+ Aux)
	IEEE 802.11ax (HE40)	V (Main+ Aux)
	IEEE 802.11ax (HE80)	V (Main+ Aux)
	IEEE 802.11ax (HE160)	V (Main+ Aux)

2.2 TEST MODES

Test Items	Test mode	Channel	Note
AC power line conducted emissions	Normal/Idle	-	-
Transmitter Radiated Emissions (below 1GHz)	TX Mode_IEEE 802.11ac (VHT80)	58	-
Transmitter Radiated Emissions (above 1GHz)	TX Mode_IEEE 802.11a	36/48, 52/64	Bandedge
	TX Mode_IEEE 802.11n (HT20)	100/140, 149/165	
	TX Mode_IEEE 802.11ax (HE20)		
	TX Mode_IEEE 802.11n (HT40)	38/46, 54/62	
	TX Mode_IEEE 802.11ax (HE40)	102/134, 151/159	
	TX Mode_IEEE 802.11ac (VHT80)	42, 58	
	TX Mode_IEEE 802.11ax (HE80)	106/122, 155	
	TX Mode_IEEE 802.11ac (VHT160)	50	Harmonic
	TX Mode_IEEE 802.11ax (HE160)	114	
	TX Mode_IEEE 802.11a	36/40/48 52/60/64 100/116/140 149/157/165	
	TX Mode_IEEE 802.11n (HT20)	36/40/48 52/60/64	
	TX Mode_IEEE 802.11ax (HE20)	100/116/140/144 149/157/165	
TX Mode_IEEE 802.11n (HT40)	38/46, 54/62 102/110/134/142 151/159		
TX Mode_IEEE 802.11ax (HE40)			
TX Mode_IEEE 802.11ac (VHT80)	42, 58	-	
TX Mode_IEEE 802.11ax (HE80)	106/122/138, 155		
TX Mode_IEEE 802.11ac (VHT160)	50		
TX Mode_IEEE 802.11ax (HE160)	114		
Bandwidth & Power Spectral Density	TX Mode_IEEE 802.11a	36/40/48 52/60/64 100/116/140 149/157/165	-
	TX Mode_IEEE 802.11n (HT20)	36/40/48 52/60/64	
	TX Mode_IEEE 802.11ax (HE20)	100/116/140/144 149/157/165	
	TX Mode_IEEE 802.11n (HT40)	38/46, 54/62 102/110/134/142 151/159	
	TX Mode_IEEE 802.11ax (HE40)		
TX Mode_IEEE 802.11ac (VHT80)	42, 58	-	
TX Mode_IEEE 802.11ax (HE80)	106/122/138, 155		
Output Power	TX Mode_IEEE 802.11ac (VHT160)	50	-
	TX Mode_IEEE 802.11ax (HE160)	114	
	TX Mode_IEEE 802.11a	36/40/48 52/60/64 100/116/140 149/157/165	
	TX Mode_IEEE 802.11n (HT20)	36/40/48 52/60/64	
	TX Mode_IEEE 802.11ac (VHT20)	100/116/140/144 149/157/165	
	TX Mode_IEEE 802.11ax (HE20)		
TX Mode_IEEE 802.11n (HT40)	38/46, 54/62	-	
TX Mode_IEEE 802.11ac (VHT40)	102/110/134/142		
TX Mode_IEEE 802.11ax (HE40)	151/159	-	
TX Mode_IEEE 802.11ac (VHT80)	42, 58		
TX Mode_IEEE 802.11ax (HE80)	106/122/138, 155		

	TX Mode_IEEE 802.11ac (VHT160)	50	
	TX Mode_IEEE 802.11ax (HE160)	114	

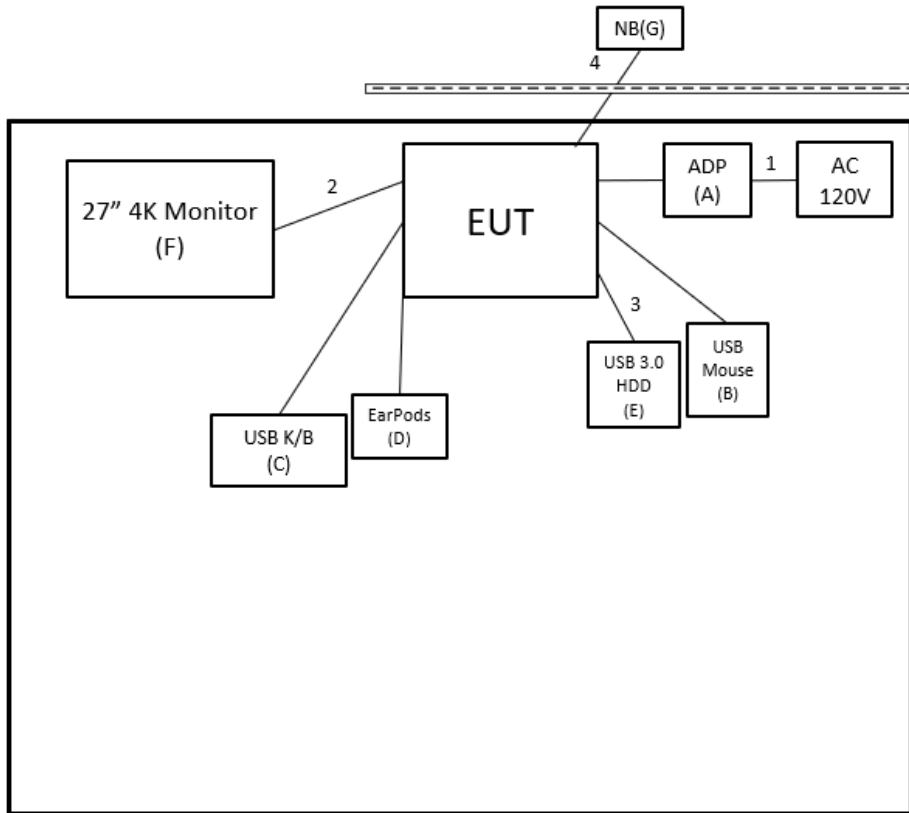
NOTE:

- (1) For radiated emission band edge test, both Vertical and Horizontal are evaluated, but only the worst case (Horizontal) is recorded.
- (2) All X, Y and Z axes are evaluated, but only the worst case (Y axis) is recorded.
- (3) For IEEE 802.11ax modes, refer to TCB Workshop presentations on October 3, 2018, after evaluated, all testing are performed under fully loaded conditions (Full RU). In the test data, only the partially loaded conditions data are marked with tones.

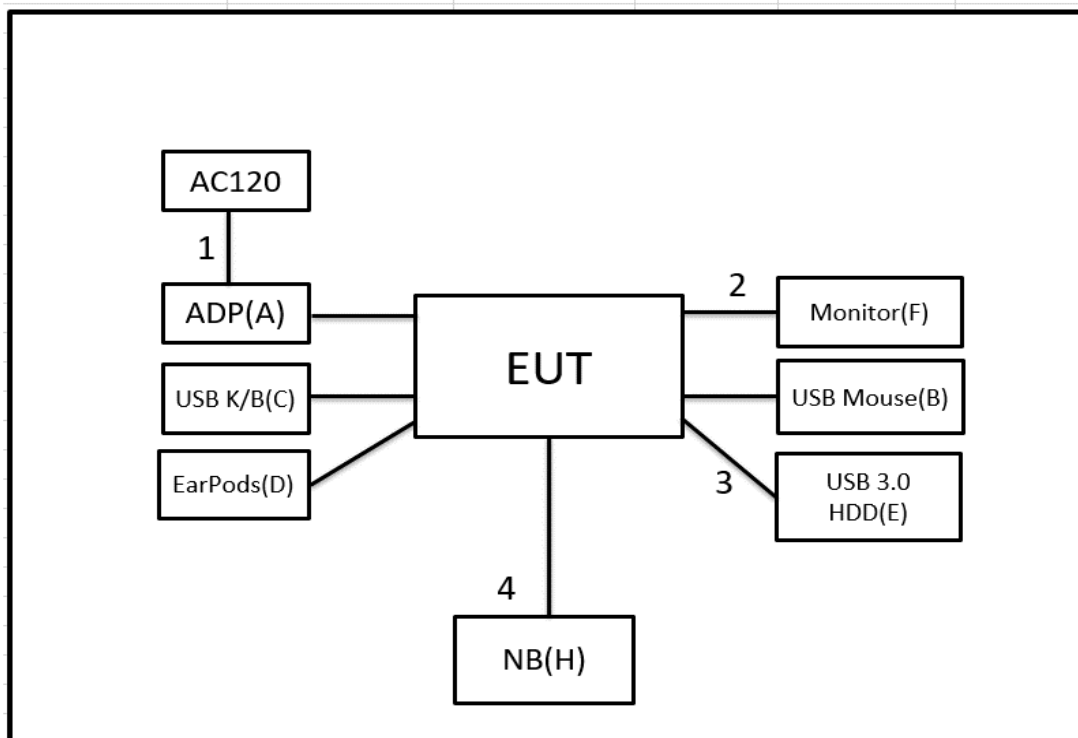
2.3 BLOCK DIAGRAM SHOWING THE CONFIGURATION OF SYSTEM TESTED

Equipment letters and Cable numbers refer to item numbers described in the tables of clause 2.4.

AC power line conducted emissions



Radiated Emissions



2.4 SUPPORT UNITS

Item	Equipment	Brand	Model No.	Series No.	Remarks
A	Adapter	CHICONY	A18-065N3A	N/A	Supplied by test requester
B	USB Mouse	DELL	MOCZUL	CN-049TWY-PRC0 0-79E-01HA	Furnished by test lab.
C	USB K/B	DELL	KB216t	CN-0W33XP-L0300 -797-05TY-A03	Furnished by test lab.
D	EarPods	Apple	A1472	N/A	Furnished by test lab.
E	USB 3.0 HDD	WD	WDBC3C0010BSL-0B	WX81A88ALJUC	Furnished by test lab.
F	27" 4K Monitor	DELL	U2718Qb	CN-0M5R5F-QDC0 0-818-041L-A03	Furnished by test lab.
G	NB	DELL	OptiPlex 790 MT	64NJVBX	Furnished by test lab.
H	NB	HP	TPN-I119	N/A	Furnished by test lab.

Item	Shielded	Ferrite Core	Length	Cable Type	Remarks
1	No	No	1m	Power Cable	Furnished by test lab.
2	No	No	1.7m	HDMI Cable	Furnished by test lab.
3	No	No	0.17m	TypeC to TypeC Cable	Furnished by test lab.
4	No	No	2m	RJ-45 Cable	Furnished by test lab.

3 AC POWER LINE CONDUCTED EMISSIONS TEST

3.1 LIMIT

Frequency (MHz)	Limit (dB μ V)	
	Quasi-peak	Average
0.15 - 0.5	66 - 56 *	56 - 46 *
0.50 - 5.0	56	46
5.0 - 30.0	60	50

NOTE:

- (1) The tighter limit applies at the band edges.
- (2) The limit of " * " marked band means the limitation decreases linearly with the logarithm of the frequency in the range.
- (3) The test result calculated as following:
 Measurement Value = Reading Level + Correct Factor
 Correct Factor = Insertion Loss + Cable Loss + Attenuator Factor (if use)
 Margin Level = Measurement Value – Limit Value
 Calculation example:

Reading Level		Correct Factor		Measurement Value
38.22	+	3.45	=	41.67

Measurement Value		Limit Value		Margin Level
41.67	-	60	=	-18.33

The following table is the setting of the receiver.

Receiver Parameter	Setting
Attenuation	10 dB
Start Frequency	0.15 MHz
Stop Frequency	30 MHz
IF Bandwidth	9 KHz

3.2 TEST PROCEDURE

- a. The EUT was placed 0.8 m above the horizontal ground plane with the EUT being connected to the power mains through a line impedance stabilization network (LISN).
 All other support equipment were powered from an additional LISN(s).
 The LISN provides 50 Ohm/50uH of impedance for the measuring instrument.
- b. Interconnecting cables that hang closer than 40 cm to the ground plane shall be folded back and forth in the center forming a bundle to keep the cable above 40 cm.
- c. Excess I/O cables that are not connected to a peripheral shall be bundled in the center.
 The end of the cable will be terminated, using the correct terminating impedance.
 The overall length shall not exceed 1 m.
- d. The LISN is spaced at least 80 cm from the nearest part of the EUT chassis.
- e. For the actual test configuration, please refer to the related Item – EUT TEST PHOTO.

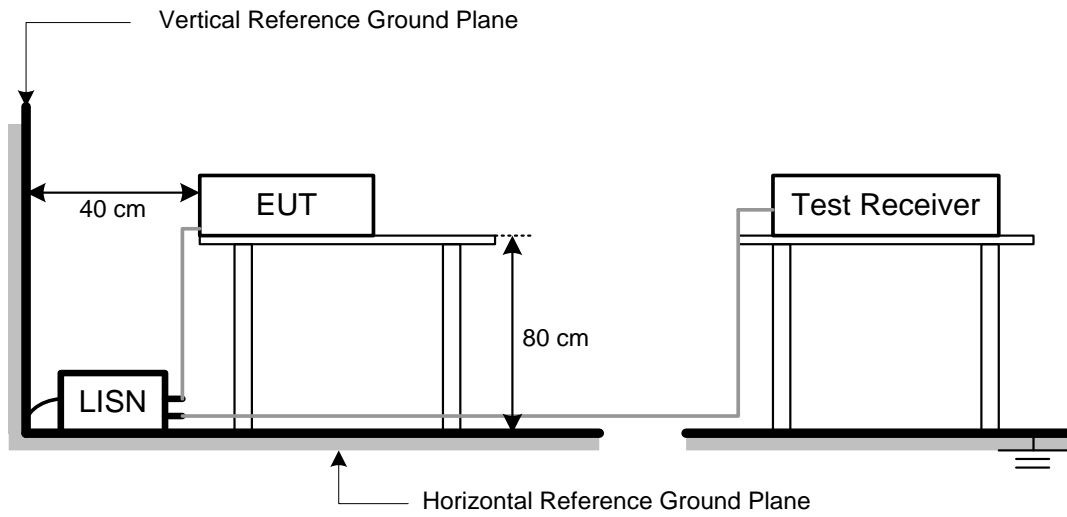
NOTE:

- (1) In the results, each reading is marked as Peak, QP or AVG per the detector used.
 BW=9 kHz (6 dB Bandwidth)
- (2) All readings are Peak unless otherwise stated QP or AVG in column of Note. Both the QP and the AVG readings must be less than the limit for compliance.

3.3 DEVIATION FROM TEST STANDARD

No deviation.

3.4 TEST SETUP



3.5 TEST RESULT

Please refer to the APPENDIX A.

4 RADIATED EMISSIONS TEST

4.1 LIMIT

In case the emission fall within the restricted band specified on 15.205, then the 15.209 limit in the table below has to be followed.

LIMITS OF RADIATED EMISSIONS MEASUREMENT (9 kHz to 1000 MHz)

Frequency (MHz)	Field Strength (microvolts/meter)	Measurement Distance (meters)
0.009~0.490	2400/F(KHz)	300
0.490~1.705	24000/F(KHz)	30
1.705~30.0	30	30
30~88	100	3
88~216	150	3
216~960	200	3
960~1000	500	3

LIMITS OF UNWANTED EMISSION OUT OF THE RESTRICTED BANDS

Frequency (MHz)	EIRP Limit (dBm)	Equivalent Field Strength at 3m (dBµV/m)
5150-5250	-27	68.3
5250-5350	-27	68.3
5470-5725	-27	68.3
5725-5850	-27 (NOTE 2)	68.3
	10 (NOTE 2)	105.3
	15.6 (NOTE 2)	110.9
	27 (NOTE 2)	122.3

NOTE:

(1) The following formula is used to convert the equipment isotropic radiated power (eirp) to field strength:

$$E = \frac{1000000\sqrt{30P}}{3} \mu\text{V/m, where P is the eirp (Watts)}$$

(2) According to FCC 16-24, All emissions shall be limited to a level of -27 dBm/MHz at 75 MHz or more above or below the band edge increasing linearly to 10 dBm/MHz at 25 MHz above or below the band edge, and from 25 MHz above or below the band edge increasing linearly to a level of 15.6 dBm/MHz at 5 MHz above or below the band edge, and from 5 MHz above or below the band edge increasing linearly to a level of 27 dBm/MHz at the band edge.

(3) The test result calculated as following:

Measurement Value = Reading Level + Correct Factor

Correct Factor = Antenna Factor + Cable Loss - Amplifier Gain(if use)

Margin Level = Measurement Value - Limit Value

Calculation example:

Reading Level		Correct Factor		Measurement Value
36.23	+	-11.97	=	24.26

Measurement Value		Limit Value		Margin Level
24.26	-	40	=	-15.74

Spectrum Parameter	Setting
Attenuation	Auto
Start Frequency	1000 MHz
Stop Frequency	10th carrier harmonic
RBW / VBW (Emission in restricted band)	1MHz / 3MHz for Peak, 1MHz / 1/T for Average

Spectrum Parameter	Setting
Attenuation	Auto
Start ~ Stop Frequency	9KHz~90KHz for PK/AVG detector
Start ~ Stop Frequency	90KHz~110KHz for QP detector
Start ~ Stop Frequency	110KHz~490KHz for PK/AVG detector
Start ~ Stop Frequency	490KHz~30MHz for QP detector
Start ~ Stop Frequency	30MHz~1000MHz for QP detector

4.2 TEST PROCEDURE

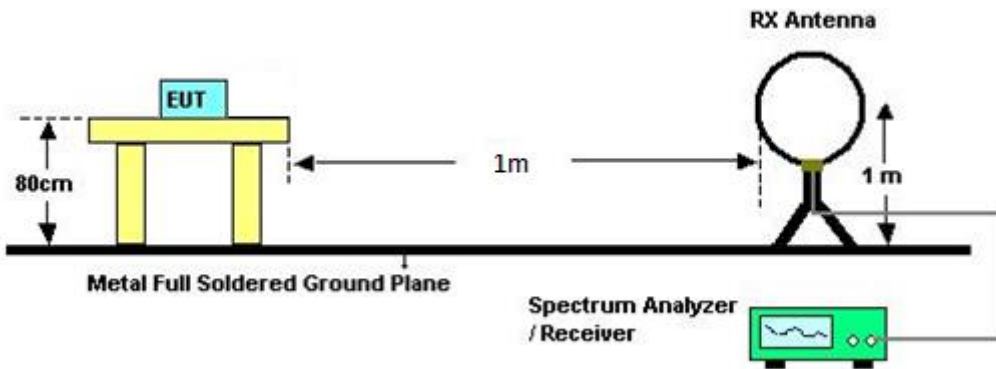
- a. The measuring distance of 3 m shall be used for measurements. The EUT was placed on the top of a rotating table 0.8 meter above the ground at a 3 meter semi-anechoic chamber. The table was rotated 360 degrees to determine the position of the highest radiation.(below 1GHz)
- b. The measuring distance of 3 m shall be used for measurements. The EUT was placed on the top of a rotating table 1.5 meter above the ground at a 3 meter semi-anechoic chamber. The table was rotated 360 degrees to determine the position of the highest radiation.(above 1GHz)
- c. The height of the equipment or of the substitution antenna shall be 0.8 m or 1.5 m, the height of the test antenna shall vary between 1 m to 4 m. Both horizontal and vertical polarizations of the antenna are set to make the measurement.
- d. For each suspected emission, the EUT was arranged to its worst case and then the antenna was tuned to heights find the maximum reading (used Bore sight function).
- e. The receiver system was set to peak and average detect function and specified bandwidth with maximum hold mode when the test frequency is above 1GHz.
- f. The initial step in collecting radiated emission data is a receiver peak detector mode pre-scanning the measurement frequency range. Significant peaks are then marked and then Quasi Peak detector mode re-measured.
- g. All readings are Peak unless otherwise stated QP in column of Note. Peak denotes that the Peak reading compliance with the QP Limits and then QP Mode measurement didn't perform. (below 1GHz)
- h. All readings are Peak Mode value unless otherwise stated AVG in column of Note. If the Peak Mode Measured value compliance with the Peak Limits and lower than AVG Limits, the EUT shall be deemed to meet both Peak & AVG Limits and then only Peak Mode was measured, but AVG Mode didn't perform. (above 1GHz)
- i. For the actual test configuration, please refer to the related Item – EUT TEST PHOTO.

4.3 DEVIATION FROM TEST STANDARD

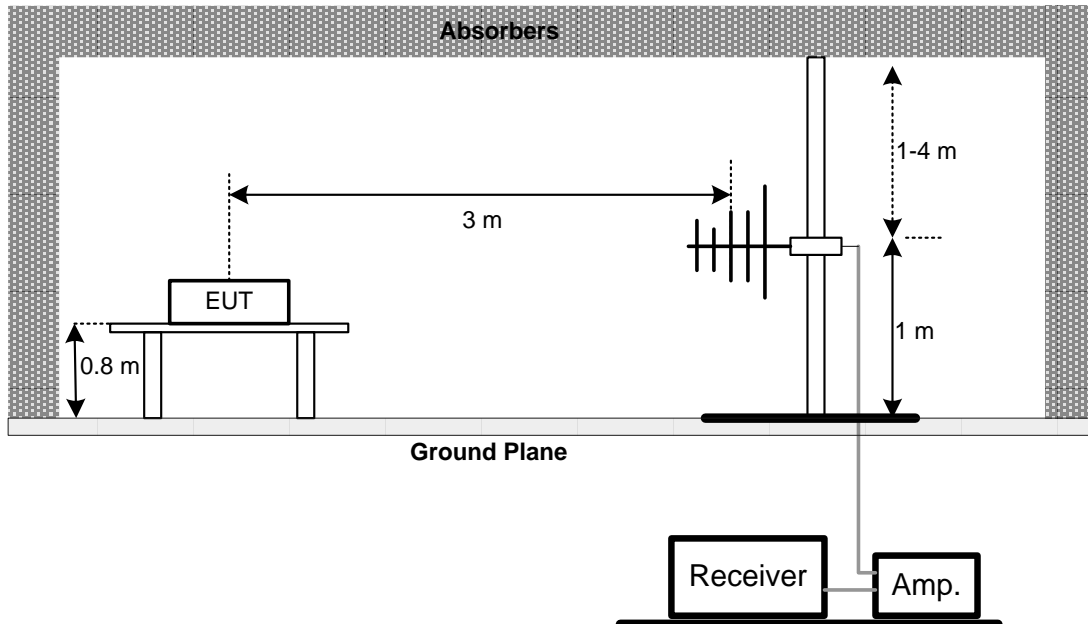
No deviation.

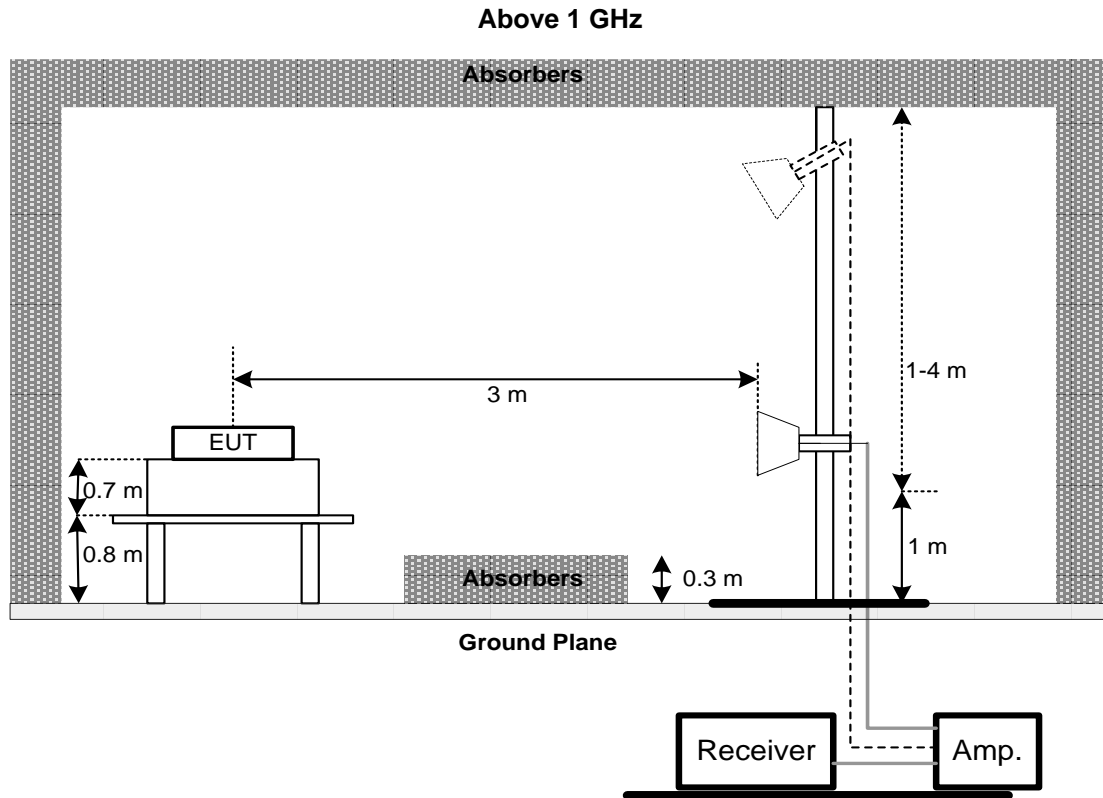
4.4 TEST SETUP

9 kHz to 30 MHz



30 MHz to 1 GHz





4.5 EUT OPERATING CONDITIONS

The EUT was programmed to be in continuously transmitting mode.

4.6 TEST RESULT – BELOW 30 MHZ

There were no emissions found below 30 MHz within 20 dB of the limit.

4.7 TEST RESULT – 30 MHZ TO 1 GHZ

Please refer to the APPENDIX B.

4.8 TEST RESULT – ABOVE 1 GHZ

Please refer to the APPENDIX C.

NOTE:

- (1) No limit: This is fundamental signal, the judgment is not applicable. For fundamental signal judgment was referred to Peak output test.

5 BANDWIDTH TEST

5.1 LIMIT

Section	Test Item	Frequency Range (MHz)
15.407(a)	26 dB Bandwidth	5150-5250
		5250-5350
		5470-5725
	Minimum 500 kHz 6 dB Bandwidth	5725-5850

5.2 TEST PROCEDURE

- a. The EUT was directly connected to the spectrum analyzer and antenna output port as show in the block diagram below.
- b. Spectrum Setting:

Spectrum Parameter	Setting
Attenuation	Auto
Span Frequency	> 26 dB Bandwidth
RBW	300 kHz(Bandwidth 20 MHz) 1 MHz(Bandwidth 40 MHz and 80 MHz)
VBW	1 MHz(Bandwidth 20 MHz) 3 MHz(Bandwidth 40 MHz and 80 MHz)
Detector	Peak
Trace	Max Hold
Sweep Time	Auto

5.3 DEVIATION FROM TEST STANDARD

No deviation.

5.4 TEST SETUP



5.5 EUT OPERATING CONDITIONS

The EUT was programmed to be in continuously transmitting mode.

5.6 TEST RESULT

Please refer to the APPENDIX D.

6 OUTPUT POWER TEST

6.1 LIMIT

Section	Test Item	Limit	Frequency Range (MHz)
15.407(a)	Maximum Output Power	Fixed: 1 Watt (30 dBm) Mobile and portable: 250 mW (24 dBm)	5150-5250
		250 mW (24 dBm)	5250-5350
		1 Watt (30dBm)	5470-5725 5725-5850

Note: The maximum e.i.r.p at any elevation angle above 30 degrees as measured from the horizon must not exceed 125 mW(21 dBm).

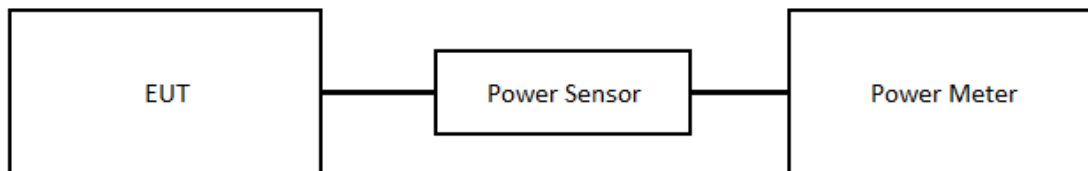
6.2 TEST PROCEDURE

- a. The EUT was directly connected to the power meter and antenna output port as show in the block diagram below.
- b. The maximum peak conducted output power was performed in accordance with method of clause E. 3. a) FCC KDB 789033 D02 General UNII Test Procedures New Rules v02r01.
 - a) Method PM (Measurement using an RF average power meter):
 - (i) Measurements may be performed using a wideband RF power meter with a thermocouple detector or equivalent if all of the following conditions are satisfied
The EUT is configured to transmit continuously or to transmit with a constant duty cycle.
At all times when the EUT is transmitting, it must be transmitting at its maximum power control level.
The integration period of the power meter exceeds the repetition period of the transmitted signal by at least a factor of five.
 - (ii) If the transmitter does not transmit continuously, measure the duty cycle, x, of the transmitter output signal as described in II.B.
 - (iii) Measure the average power of the transmitter. This measurement is an average over both the on and off periods of the transmitter.
 - (iv) Adjust the measurement in dBm by adding $10 \log(1/x)$ where x is the duty cycle (e.g., $10 \log(1/0.25)$ if the duty cycle is 25%).

6.3 DEVIATION FROM TEST STANDARD

No deviation.

6.4 TEST SETUP



6.5 EUT OPERATING CONDITIONS

The EUT was programmed to be in continuously transmitting mode.

6.6 TEST RESULT

Please refer to the APPENDIX E.

7 POWER SPECTRAL DENSITY

7.1 LIMIT

Section	Test Item	Limit	Frequency Range (MHz)
15.407(a)	Power Spectral Density	Other than Mobile and portable: 17 dBm/MHz	5150-5250
		Mobile and portable: 11 dBm/MHz	
		11 dBm/MHz	5250-5350
		30 dBm/500 kHz	5470-5725
			5725-5850

7.2 TEST PROCEDURE

- a. The EUT was directly connected to the spectrum analyzer and antenna output port as show in the block diagram below.
- b. Spectrum Setting:

Spectrum Parameter	Setting
Attenuation	Auto
Span Frequency	Encompass the entire emissions bandwidth (EBW) of the signal
RBW	= 1 MHz
VBW	≥ 3 MHz
Detector	RMS
Trace	Max Hold
Sweep Time	Auto

7.3 DEVIATION FROM TEST STANDARD

No deviation.

7.4 TEST SETUP



7.5 EUT OPERATING CONDITIONS

The EUT was programmed to be in continuously transmitting mode.

7.6 TEST RESULT

Please refer to the APPENDIX F.

8 LIST OF MEASURING EQUIPMENTS

AC Power Line Conducted Emissions						
Item	Kind of Equipment	Manufacturer	Type No.	Serial No.	Calibrated Date	Calibrated Until
1	TWO-LINE V-NETWORK	R&S	ENV216	101521	2022/9/28	2023/9/27
2	Test Cable	EMCI	EMCCFD300-BM-BMR-5000	220331	2022/3/31	2023/3/30
3	EMI Test Receiver	R&S	ESR 7	101433	2022/11/16	2023/11/15
4	Measurement Software	EZ	EZ_EMCI (Version NB-03A1-01)	N/A	N/A	N/A

Radiated Emissions						
Item	Kind of Equipment	Manufacturer	Type No.	Serial No.	Calibrated Date	Calibrated Until
1	Preamplifier	EMCI	EMC330N	980850	2022/9/19	2023/9/18
2	Preamplifier	EMCI	EMC118A45SE	980819	2022/3/8	2023/3/7
3	Pre-Amplifier	EMCI	EMC184045SE	980907	2022/9/28	2023/9/27
4	Preamplifier	EMCI	EMC001340	980579	2022/9/30	2023/9/29
5	Test Cable	EMCI	EMC104-SM-SM-1000	220319	2022/3/15	2023/3/14
6	Test Cable	EMCI	EMC104-SM-SM-3000	220322	2022/3/15	2023/3/14
7	Test Cable	EMCI	EMC104-SM-SM-7000	220324	2022/3/15	2023/3/14
8	EXA Signal Analyzer	keysight	N9020B	MY57120120	2022/3/7	2023/3/6
9	Loop Ant	Electro-Metrics	EMCI-LPA600	291	2022/9/19	2023/9/18
10	Horn Antenna	RFSPIN	DRH18-E	211202A18EN	2022/5/18	2023/5/17
11	Horn Ant	Schwarzbeck	BBHA 9170D	1136	2022/5/18	2023/5/17
12	Log-bicon Antenna	Schwarzbeck	VULB9168	1369	2022/5/20	2023/5/19
13	6dB Attenuator	EMCI	EMCI-N-6-06	AT-06001	2022/5/20	2023/5/19
14	Test Cable	EMCI	EMC101G-KM-KM-3000	220329	2022/3/15	2023/3/14
15	Test Cable	EMCI	EMC102-KM-KM-1000	220327	2022/3/15	2023/3/14
16	Measurement Software	EZ	EZ_EMCI (Version NB-03A1-01)	N/A	N/A	N/A

Bandwidth						
Item	Kind of Equipment	Manufacturer	Type No.	Serial No.	Calibrated Date	Calibrated Until
1	Spectrum Analyzer	R&S	FSP38	101139	2022/3/2	2023/3/1

Output Power						
Item	Kind of Equipment	Manufacturer	Type No.	Serial No.	Calibrated Date	Calibrated Until
1	Power Meter	Anritsu	ML2495A	1128008	2022/6/1	2023/5/31
2	Power Sensor	Anritsu	MA2411B	1126001	2022/6/1	2023/5/31

Power Spectral Density						
Item	Kind of Equipment	Manufacturer	Type No.	Serial No.	Calibrated Date	Calibrated Until
1	Spectrum Analyzer	R&S	FSP38	101139	2022/3/2	2023/3/1

Remark: "N/A" denotes no model name, no serial no. or no calibration specified.
All calibration period of equipment list is one year.

9 EUT TEST PHOTO

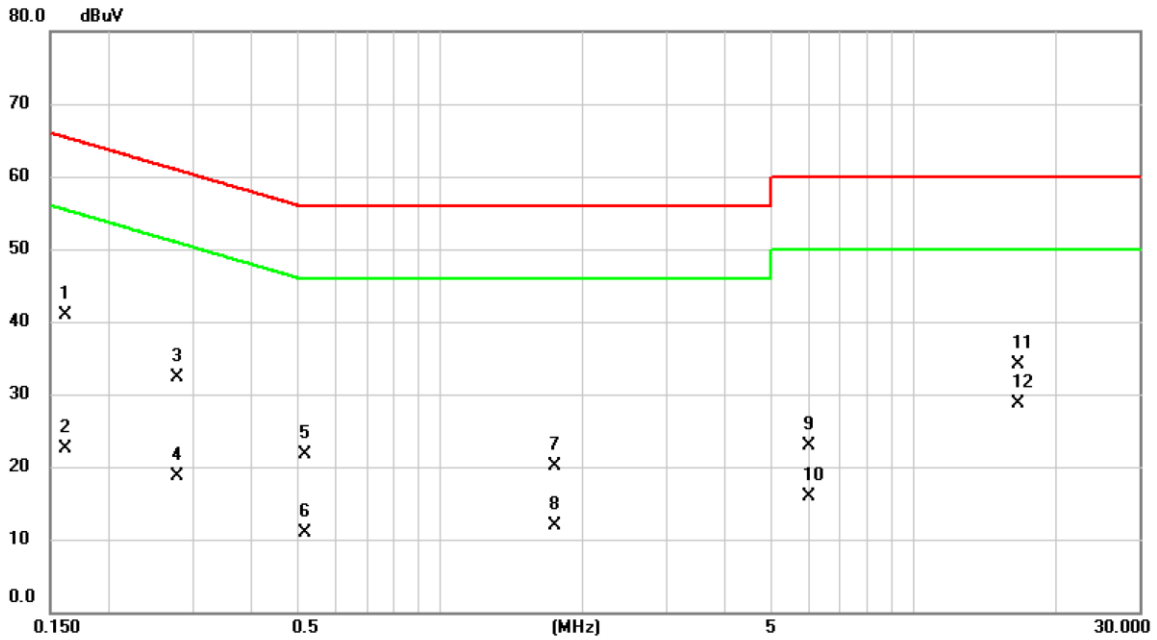
Please refer to document Appendix No.: TP-2302T026-FCCP-1 (APPENDIX-TEST PHOTOS).

10 EUT PHOTOS

Please refer to document Appendix No.: EP-2302T026-1 (APPENDIX-EUT PHOTOS).

APPENDIX A AC POWER LINE CONDUCTED EMISSIONS

Test Mode	Normal	Tested Date	2023/2/10
Test Frequency	-	Phase	Line

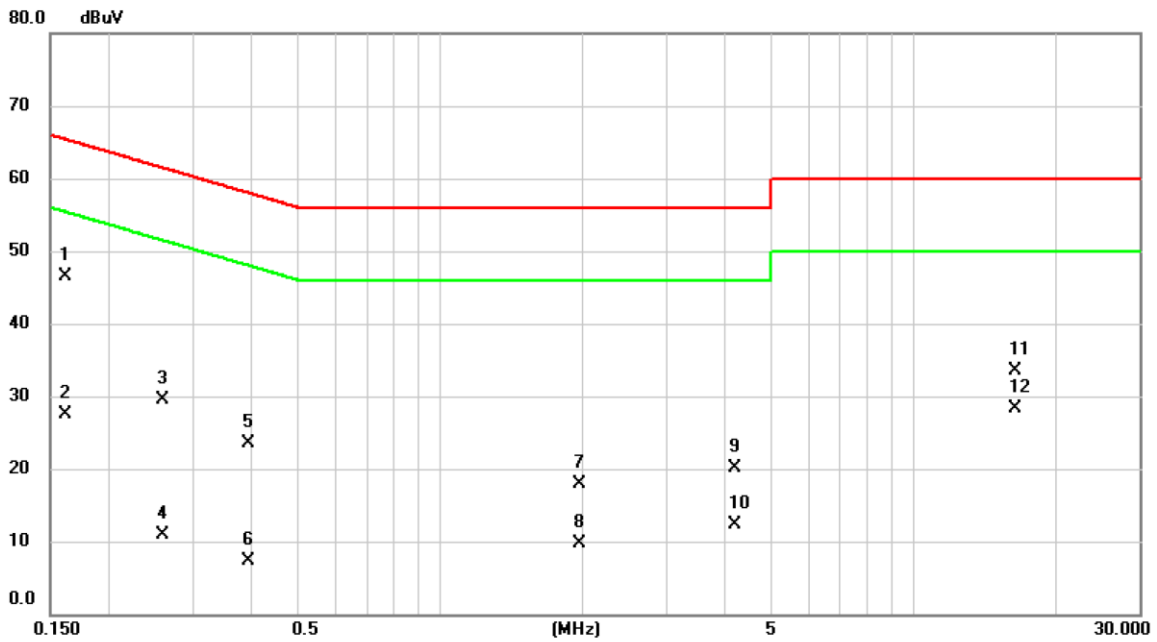


No.	Mk.	Freq.	Reading Level	Correct Factor	Measurement	Limit	Margin	Detector	Comment
		MHz	dBuV	dB	dBuV	dBuV	dB		
1		0.1612	40.91	0.02	40.93	65.40	-24.47	QP	
2		0.1612	22.57	0.02	22.59	55.40	-32.81	AVG	
3		0.2782	32.19	0.02	32.21	60.87	-28.66	QP	
4		0.2782	18.65	0.02	18.67	50.87	-32.20	AVG	
5		0.5167	21.66	0.02	21.68	56.00	-34.32	QP	
6		0.5167	10.84	0.02	10.86	46.00	-35.14	AVG	
7		1.7475	19.97	0.06	20.03	56.00	-35.97	QP	
8		1.7475	11.84	0.06	11.90	46.00	-34.10	AVG	
9		6.0135	22.76	0.13	22.89	60.00	-37.11	QP	
10		6.0135	15.82	0.13	15.95	50.00	-34.05	AVG	
11		16.6425	33.84	0.21	34.05	60.00	-25.95	QP	
12	*	16.6425	28.45	0.21	28.66	50.00	-21.34	AVG	

REMARKS:

- (1) Measurement Value = Reading Level + Correct Factor.
- (2) Margin Level = Measurement Value - Limit Value.

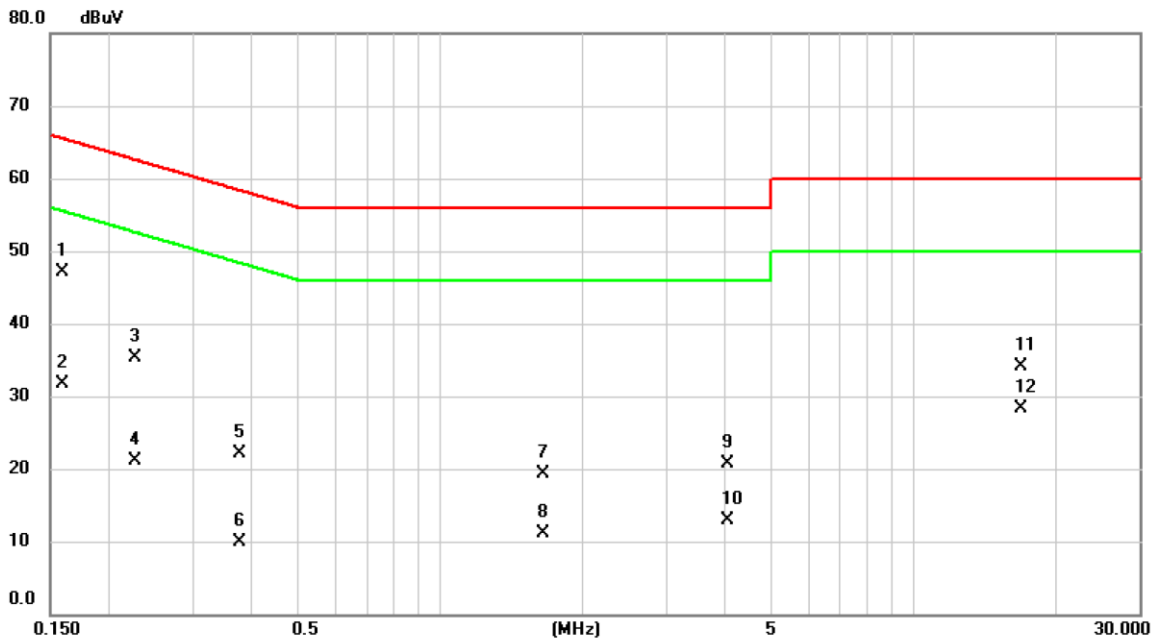
Test Mode	Normal	Tested Date	2023/2/10
Test Frequency	-	Phase	Neutral



No.	Mk.	Freq. (MHz)	Reading Level (dBuV)	Correct Factor (dB)	Measurement (dBuV)	Limit (dBuV)	Margin (dB)	Detector	Comment
1	*	0.1613	46.47	0.02	46.49	65.40	-18.91	QP	
2		0.1613	27.44	0.02	27.46	55.40	-27.94	AVG	
3		0.2602	29.54	0.02	29.56	61.43	-31.87	QP	
4		0.2602	10.98	0.02	11.00	51.43	-40.43	AVG	
5		0.3930	23.58	0.02	23.60	58.00	-34.40	QP	
6		0.3930	7.19	0.02	7.21	48.00	-40.79	AVG	
7		1.9748	17.89	0.07	17.96	56.00	-38.04	QP	
8		1.9748	9.56	0.07	9.63	46.00	-36.37	AVG	
9		4.1865	20.03	0.11	20.14	56.00	-35.86	QP	
10		4.1865	12.12	0.11	12.23	46.00	-33.77	AVG	
11		16.4467	33.31	0.21	33.52	60.00	-26.48	QP	
12		16.4467	28.02	0.21	28.23	50.00	-21.77	AVG	

REMARKS:
 (1) Measurement Value = Reading Level + Correct Factor.
 (2) Margin Level = Measurement Value - Limit Value.

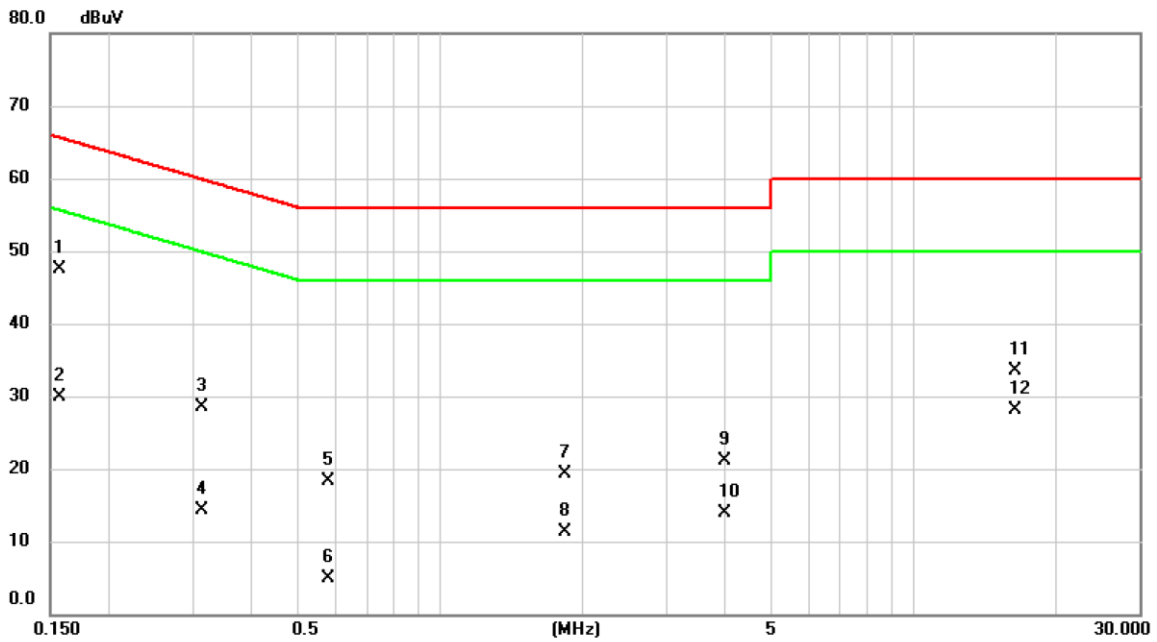
Test Mode	Idle	Tested Date	2023/2/10
Test Frequency	-	Phase	Line



No.	Mk.	Freq. MHz	Reading Level dBuV	Correct Factor dB	Measurement dBuV	Limit dBuV	Margin dB	Detector	Comment
1	*	0.1598	47.15	0.02	47.17	65.47	-18.30	QP	
2		0.1598	31.77	0.02	31.79	55.47	-23.68	AVG	
3		0.2268	35.28	0.02	35.30	62.57	-27.27	QP	
4		0.2268	21.03	0.02	21.05	52.57	-31.52	AVG	
5		0.3772	22.12	0.02	22.14	58.34	-36.20	QP	
6		0.3772	9.90	0.02	9.92	48.34	-38.42	AVG	
7		1.6530	19.31	0.06	19.37	56.00	-36.63	QP	
8		1.6530	11.05	0.06	11.11	46.00	-34.89	AVG	
9		4.0605	20.65	0.11	20.76	56.00	-35.24	QP	
10		4.0605	12.80	0.11	12.91	46.00	-33.09	AVG	
11		16.8225	33.94	0.21	34.15	60.00	-25.85	QP	
12		16.8225	28.02	0.21	28.23	50.00	-21.77	AVG	

REMARKS:
 (1) Measurement Value = Reading Level + Correct Factor.
 (2) Margin Level = Measurement Value - Limit Value.

Test Mode	Idle	Tested Date	2023/2/10
Test Frequency	-	Phase	Neutral

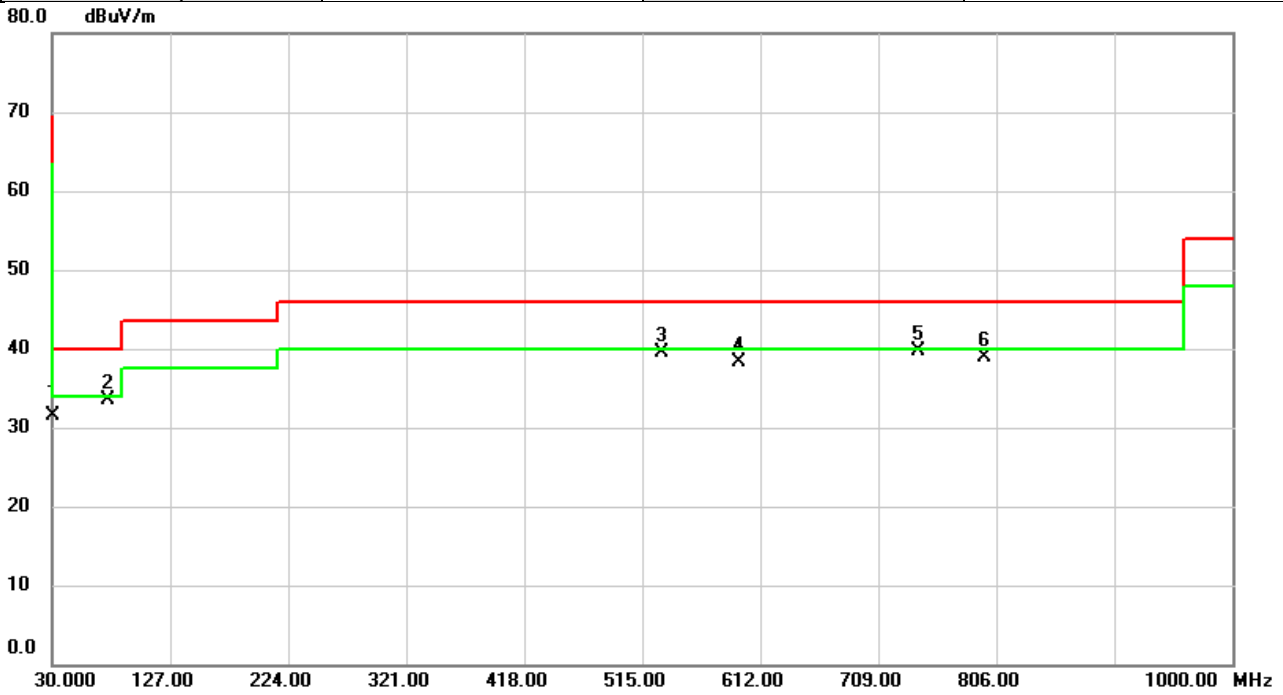


No.	Mk.	Freq. MHz	Reading Level dBuV	Correct Factor dB	Measure- ment dBuV	Limit dBuV	Margin dB	Detector	Comment
1	*	0.1568	47.51	0.02	47.53	65.63	-18.10	QP	
2		0.1568	29.89	0.02	29.91	55.63	-25.72	AVG	
3		0.3141	28.45	0.02	28.47	59.86	-31.39	QP	
4		0.3141	14.29	0.02	14.31	49.86	-35.55	AVG	
5		0.5820	18.27	0.02	18.29	56.00	-37.71	QP	
6		0.5820	4.84	0.02	4.86	46.00	-41.14	AVG	
7		1.8308	19.29	0.07	19.36	56.00	-36.64	QP	
8		1.8308	11.28	0.07	11.35	46.00	-34.65	AVG	
9		3.9908	20.90	0.11	21.01	56.00	-34.99	QP	
10		3.9908	13.73	0.11	13.84	46.00	-32.16	AVG	
11		16.3793	33.25	0.21	33.46	60.00	-26.54	QP	
12		16.3793	27.96	0.21	28.17	50.00	-21.83	AVG	

REMARKS:
 (1) Measurement Value = Reading Level + Correct Factor.
 (2) Margin Level = Measurement Value - Limit Value.

APPENDIX B RADIATED EMISSIONS - 30 MHZ TO 1 GHZ

Test Mode	IEEE 802.11ac (VHT80)	Test Date	2023/2/17
Test Frequency	5290MHz	Polarization	Vertical
Temp	23°C	Hum.	59%

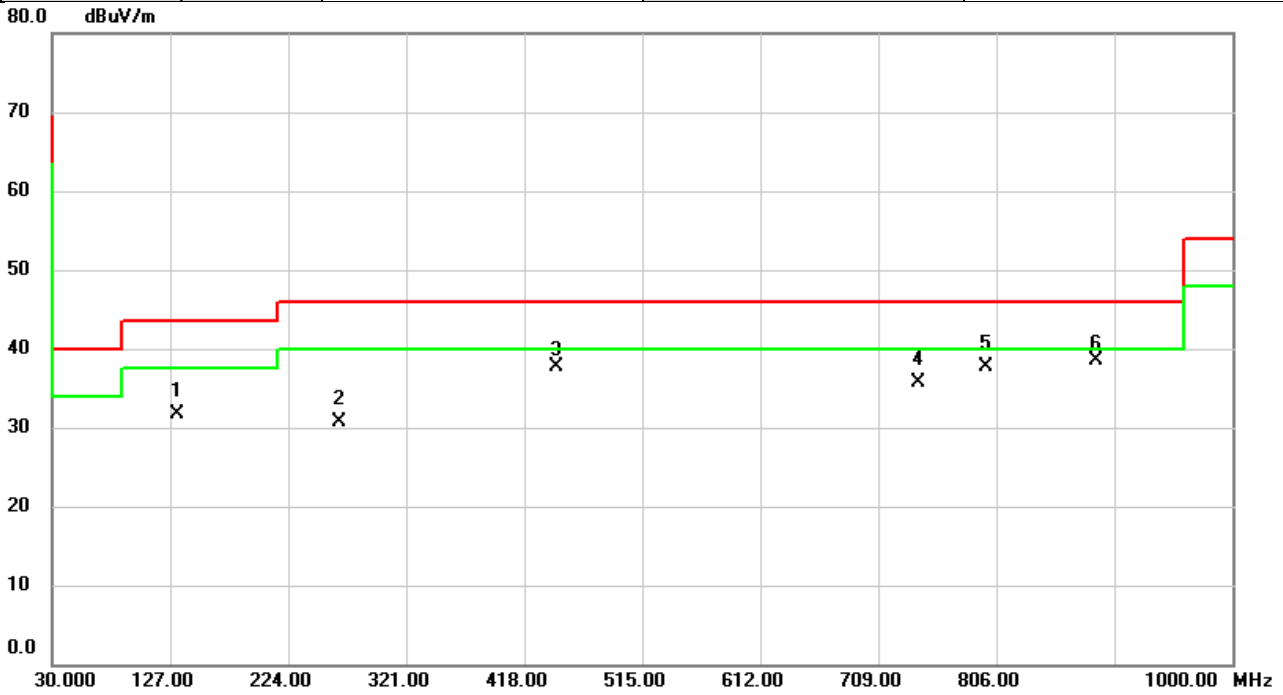


No.	Mk.	Freq.	Reading Level	Correct Factor	Measurement	Limit	Over	Detector	Comment
		MHz	dBuV	dB	dBuV/m	dBuV/m	dB		
1		30.0000	44.15	-12.68	31.47	40.00	-8.53	QP	
2		75.9133	48.85	-15.40	33.45	40.00	-6.55	peak	
3		531.4253	45.51	-5.94	39.57	46.00	-6.43	peak	
4		593.9903	42.69	-4.33	38.36	46.00	-7.64	peak	
5	*	742.4973	41.50	-1.71	39.79	46.00	-6.21	peak	
6		796.5263	39.95	-1.09	38.86	46.00	-7.14	peak	

REMARKS:

- (1) Measurement Value = Reading Level + Correct Factor.
- (2) Margin Level = Measurement Value - Limit Value.

Test Mode	IEEE 802.11ac (VHT80)	Test Date	2023/2/17
Test Frequency	5290MHz	Polarization	Horizontal
Temp	23°C	Hum.	59%



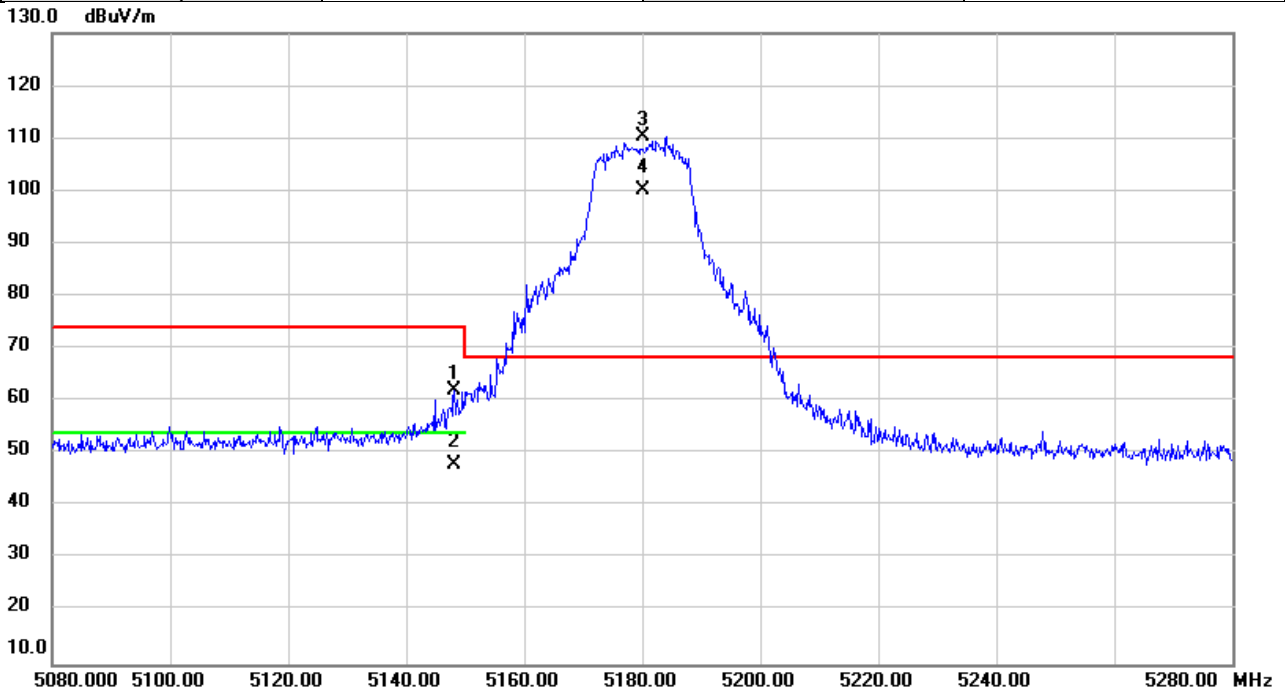
No.	Mk.	Freq.	Reading Level	Correct Factor	Measurement	Limit	Over	Detector	Comment
		MHz	dBuV	dB	dBuV/m	dBuV/m	dB		
1		133.1433	44.57	-12.92	31.65	43.50	-11.85	QP	
2		265.5807	43.01	-12.40	30.61	46.00	-15.39	QP	
3		444.4487	45.31	-7.53	37.78	46.00	-8.22	peak	
4		742.4973	37.45	-1.71	35.74	46.00	-10.26	QP	
5		797.4640	38.81	-1.07	37.74	46.00	-8.26	QP	
6	*	888.6117	38.53	-0.06	38.47	46.00	-7.53	peak	

REMARKS:

- (1) Measurement Value = Reading Level + Correct Factor.
- (2) Margin Level = Measurement Value - Limit Value.

APPENDIX C RADIATED EMISSIONS - ABOVE 1 GHZ

Test Mode	IEEE 802.11a	Test Date	2023/2/14
Test Frequency	5180MHz	Polarization	Horizontal
Temp	23°C	Hum.	59%

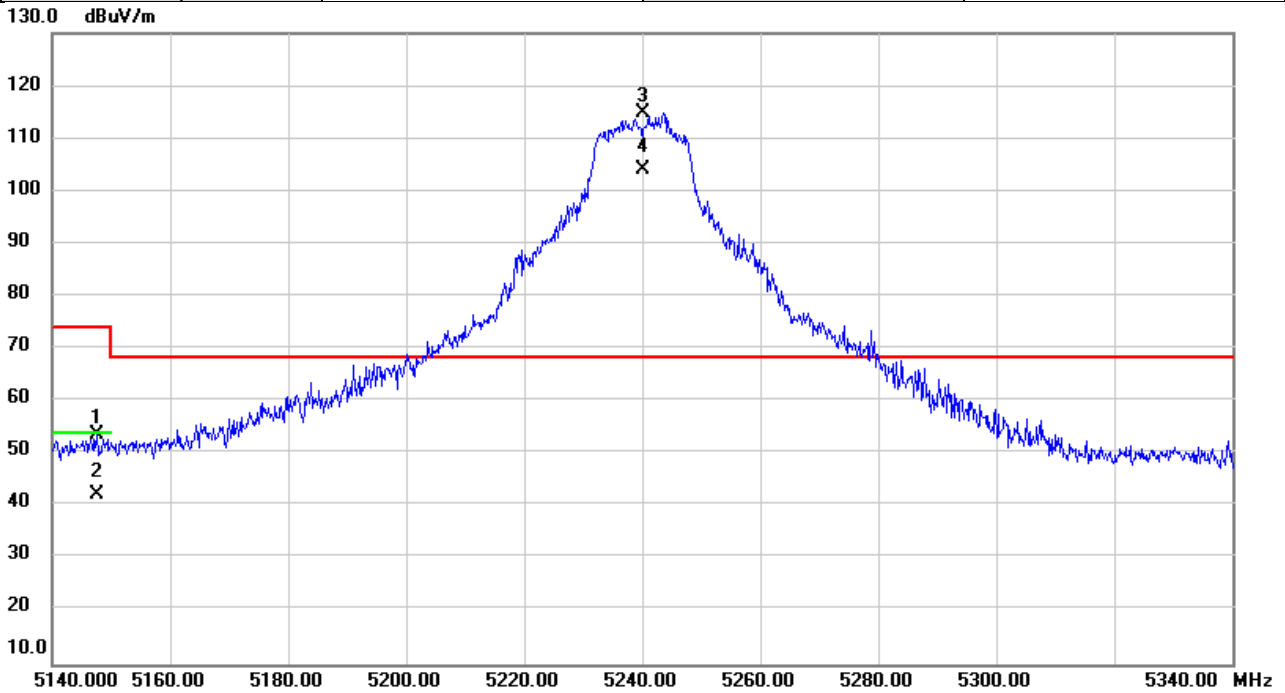


No.	Mk.	Freq.	Reading Level	Correct Factor	Measurement	Limit	Over	Detector	Comment
		MHz	dBuV	dB	dBuV/m	dBuV/m	dB		
1		5148.147	60.61	1.37	61.98	74.00	-12.02	peak	
2		5148.147	46.45	1.37	47.82	54.00	-6.18	AVG	
3	*	5180.000	109.10	1.39	110.49	68.20	42.29	peak	No Limit
4	X	5180.000	98.91	1.39	100.30	68.20	32.10	AVG	No Limit

REMARKS:

- (1) Measurement Value = Reading Level + Correct Factor.
- (2) Margin Level = Measurement Value - Limit Value.

Test Mode	IEEE 802.11a	Test Date	2023/2/14
Test Frequency	5240MHz	Polarization	Horizontal
Temp	23°C	Hum.	59%

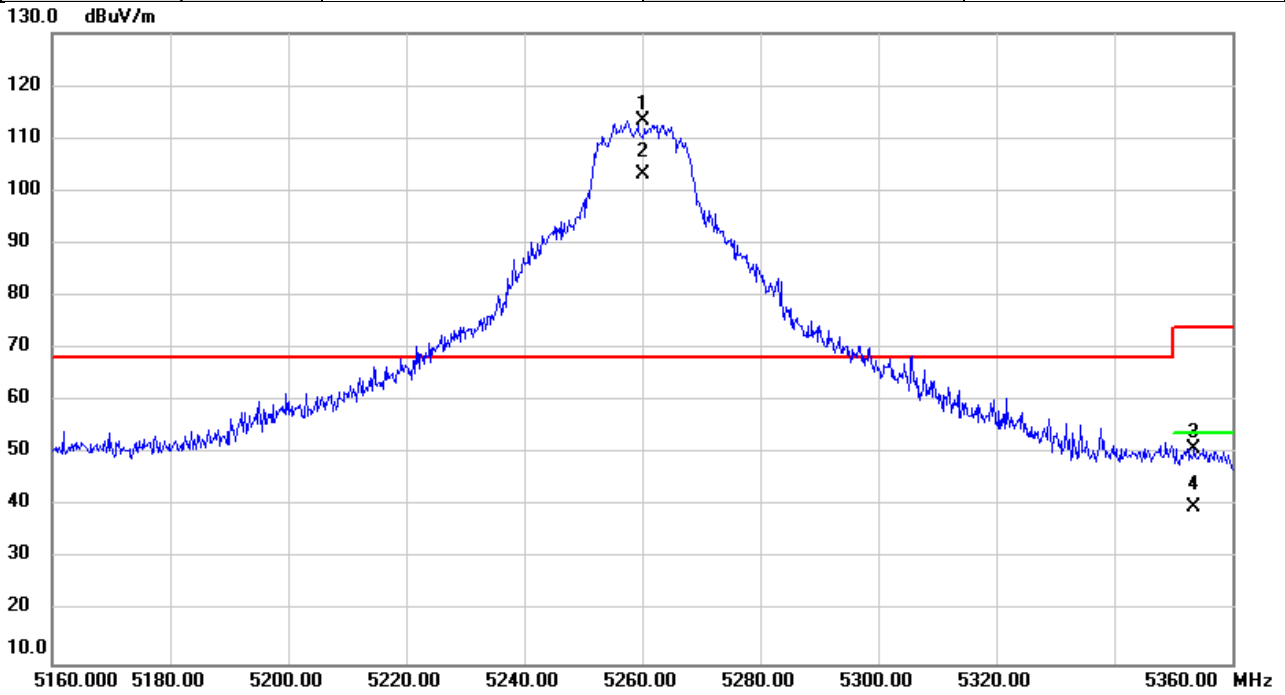


No.	Mk.	Freq.	Reading Level	Correct Factor	Measurement	Limit	Over	Detector	Comment
		MHz	dBuV	dB	dBuV/m	dBuV/m	dB		
1		5147.547	52.41	1.37	53.78	74.00	-20.22	peak	
2		5147.547	40.73	1.37	42.10	54.00	-11.90	AVG	
3	*	5240.000	113.37	1.40	114.77	68.20	46.57	peak	No Limit
4	X	5240.000	102.57	1.40	103.97	68.20	35.77	AVG	No Limit

REMARKS:

- (1) Measurement Value = Reading Level + Correct Factor.
- (2) Margin Level = Measurement Value - Limit Value.

Test Mode	IEEE 802.11a	Test Date	2023/2/14
Test Frequency	5260MHz	Polarization	Horizontal
Temp	23°C	Hum.	59%

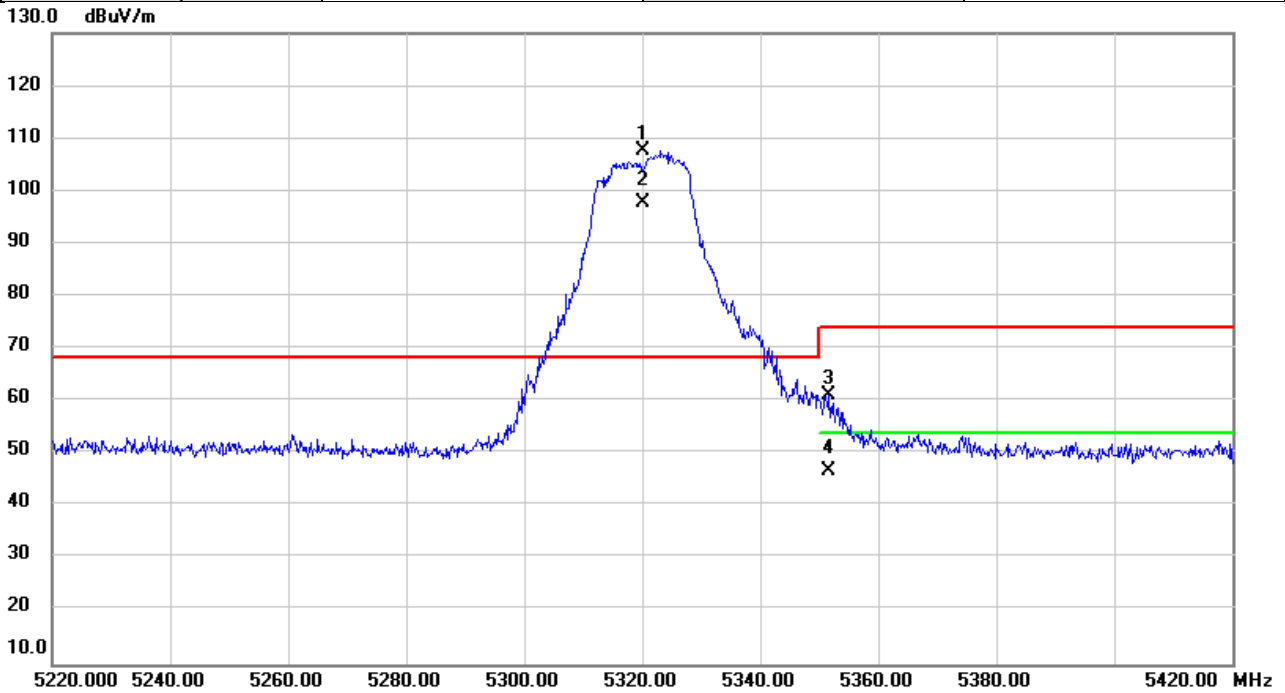


No.	Mk.	Freq.	Reading Level	Correct Factor	Measurement	Limit	Over	Detector	Comment
		MHz	dBuV	dB	dBuV/m	dBuV/m	dB		
1	*	5260.000	111.83	1.41	113.24	68.20	45.04	peak	No Limit
2	X	5260.000	101.88	1.41	103.29	68.20	35.09	AVG	No Limit
3		5353.533	49.55	1.44	50.99	74.00	-23.01	peak	
4		5353.533	38.42	1.44	39.86	54.00	-14.14	AVG	

REMARKS:

- (1) Measurement Value = Reading Level + Correct Factor.
- (2) Margin Level = Measurement Value - Limit Value.

Test Mode	IEEE 802.11a	Test Date	2023/2/14
Test Frequency	5320MHz	Polarization	Horizontal
Temp	23°C	Hum.	59%

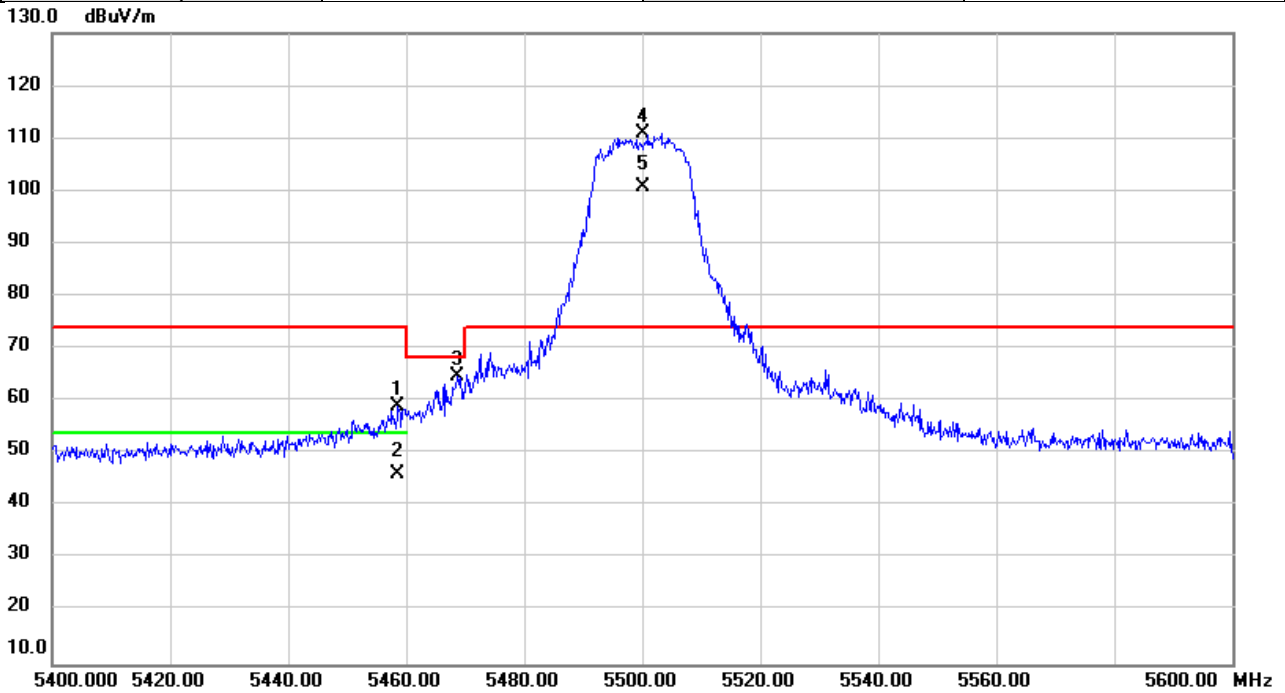


No.	Mk.	Freq.	Reading Level	Correct Factor	Measurement	Limit	Over	Detector	Comment
		MHz	dBuV	dB	dBuV/m	dBuV/m	dB		
1	*	5320.000	106.25	1.42	107.67	68.20	39.47	peak	No Limit
2	X	5320.000	96.35	1.42	97.77	68.20	29.57	AVG	No Limit
3		5351.653	59.81	1.44	61.25	74.00	-12.75	peak	
4		5351.653	45.36	1.44	46.80	54.00	-7.20	AVG	

REMARKS:

- (1) Measurement Value = Reading Level + Correct Factor.
- (2) Margin Level = Measurement Value - Limit Value.

Test Mode	IEEE 802.11a	Test Date	2023/2/14
Test Frequency	5500MHz	Polarization	Horizontal
Temp	23°C	Hum.	59%

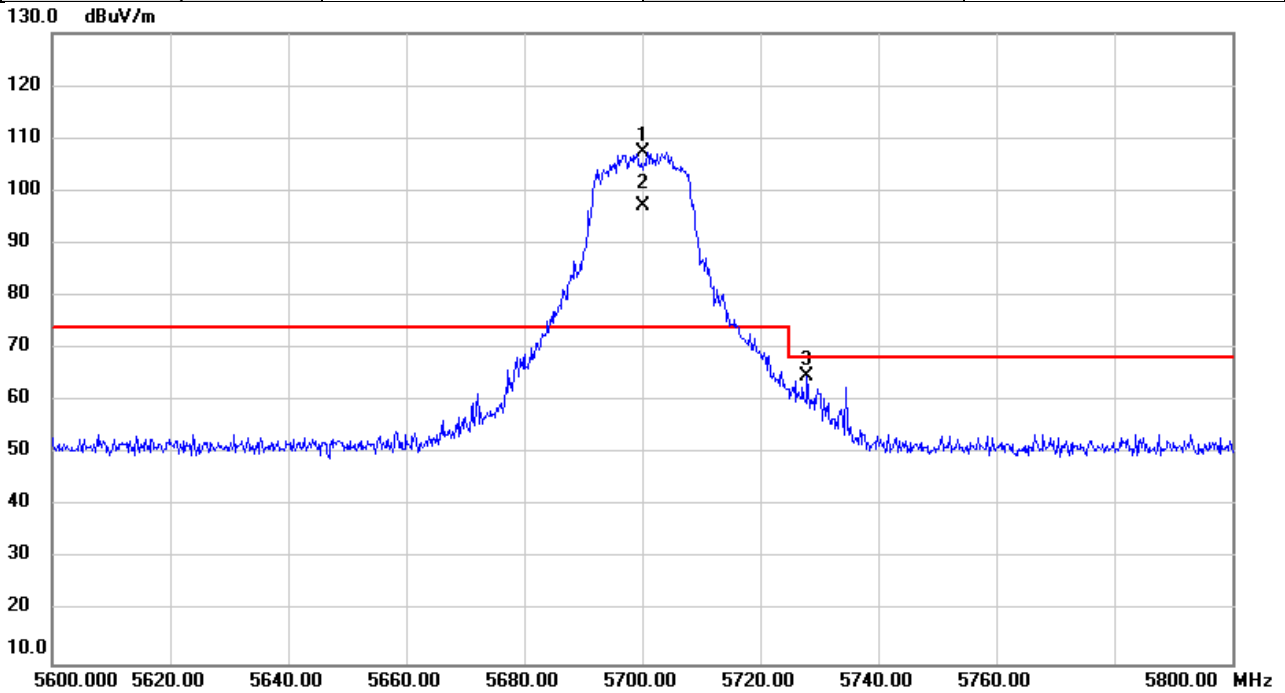


No.	Mk.	Freq.	Reading Level	Correct Factor	Measurement	Limit	Over	Detector	Comment
		MHz	dBuV	dB	dBuV/m	dBuV/m	dB		
1		5458.633	57.56	1.47	59.03	74.00	-14.97	peak	
2		5458.633	44.75	1.47	46.22	54.00	-7.78	AVG	
3		5468.740	63.28	1.48	64.76	68.20	-3.44	peak	
4	*	5500.000	109.52	1.49	111.01	74.00	37.01	peak	No Limit
5	X	5500.000	99.18	1.49	100.67	74.00	26.67	AVG	No Limit

REMARKS:

- (1) Measurement Value = Reading Level + Correct Factor.
- (2) Margin Level = Measurement Value - Limit Value.

Test Mode	IEEE 802.11a	Test Date	2023/2/14
Test Frequency	5700MHz	Polarization	Horizontal
Temp	23°C	Hum.	59%

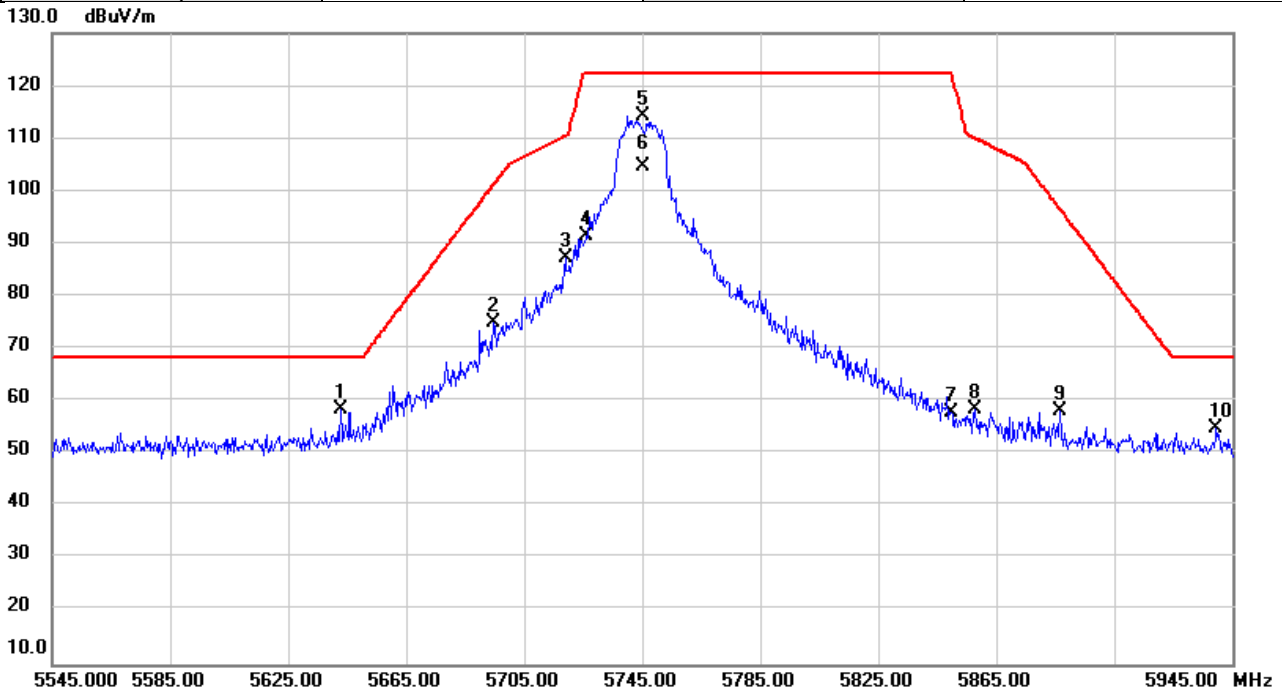


No.	Mk.	Freq.	Reading Level	Correct Factor	Measurement	Limit	Over	Detector	Comment
		MHz	dBuV	dB	dBuV/m	dBuV/m	dB		
1	*	5700.000	105.45	1.89	107.34	74.00	33.34	peak	No Limit
2	X	5700.000	95.41	1.89	97.30	74.00	23.30	AVG	No Limit
3		5727.847	62.69	1.95	64.64	68.20	-3.56	peak	

REMARKS:

- (1) Measurement Value = Reading Level + Correct Factor.
- (2) Margin Level = Measurement Value - Limit Value.

Test Mode	IEEE 802.11a	Test Date	2023/2/14
Test Frequency	5745MHz	Polarization	Horizontal
Temp	23°C	Hum.	59%

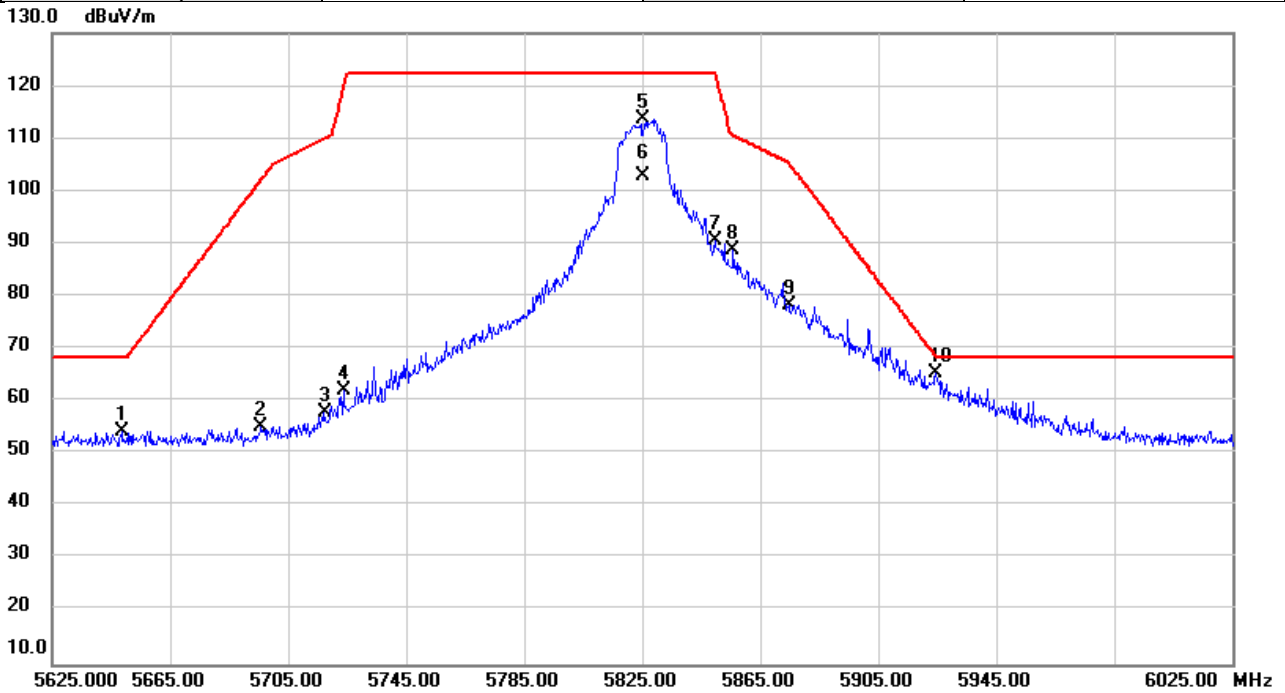


No.	Mk.	Freq.	Reading Level	Correct Factor	Measurement	Limit	Over	Detector	Comment
		MHz	dBuV	dB	dBuV/m	dBuV/m	dB		
1		5642.733	56.76	1.78	58.54	68.20	-9.66	peak	
2		5694.840	73.17	1.88	75.05	101.40	-26.35	peak	
3		5718.947	85.37	1.93	87.30	110.51	-23.21	peak	
4		5726.267	89.46	1.95	91.41	122.20	-30.79	peak	
5	*	5745.000	112.22	1.98	114.20	122.20	-8.00	peak	No Limit
6		5745.000	102.59	1.98	104.57	122.20	-17.63	AVG	No Limit
7		5849.720	55.79	2.20	57.99	122.20	-64.21	peak	
8		5857.800	56.25	2.21	58.46	110.01	-51.55	peak	
9		5886.840	55.76	2.27	58.03	96.41	-38.38	peak	
10		5939.613	52.44	2.38	54.82	68.20	-13.38	peak	

REMARKS:

- (1) Measurement Value = Reading Level + Correct Factor.
- (2) Margin Level = Measurement Value - Limit Value.

Test Mode	IEEE 802.11a	Test Date	2023/2/14
Test Frequency	5825MHz	Polarization	Horizontal
Temp	23°C	Hum.	59%

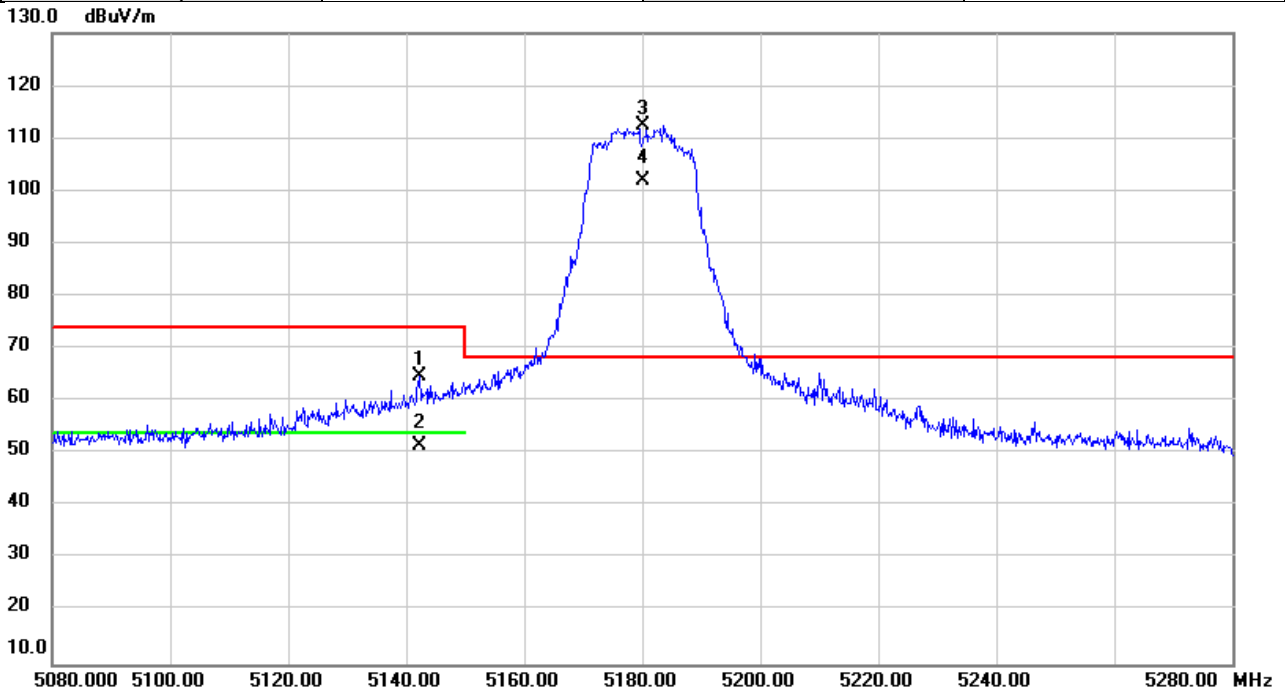


No.	Mk.	Freq.	Reading Level	Correct Factor	Measurement	Limit	Over	Detector	Comment
		MHz	dBuV	dB	dBuV/m	dBuV/m	dB		
1		5648.520	52.55	1.79	54.34	68.20	-13.86	peak	
2		5695.920	53.31	1.88	55.19	102.19	-47.00	peak	
3		5717.267	56.06	1.92	57.98	110.04	-52.06	peak	
4		5724.147	60.19	1.93	62.12	120.26	-58.14	peak	
5		5825.000	111.43	2.16	113.59	122.20	-8.61	peak	No Limit
6		5825.000	100.68	2.16	102.84	122.20	-19.36	AVG	No Limit
7		5849.600	88.30	2.20	90.50	122.20	-31.70	peak	
8		5855.907	86.62	2.21	88.83	110.55	-21.72	peak	
9		5874.893	76.08	2.24	78.32	105.23	-26.91	peak	
10	*	5924.213	63.00	2.34	65.34	68.78	-3.44	peak	

REMARKS:

- (1) Measurement Value = Reading Level + Correct Factor.
- (2) Margin Level = Measurement Value - Limit Value.

Test Mode	IEEE 802.11n (HT20)	Test Date	2023/2/14
Test Frequency	5180MHz	Polarization	Horizontal
Temp	23°C	Hum.	59%

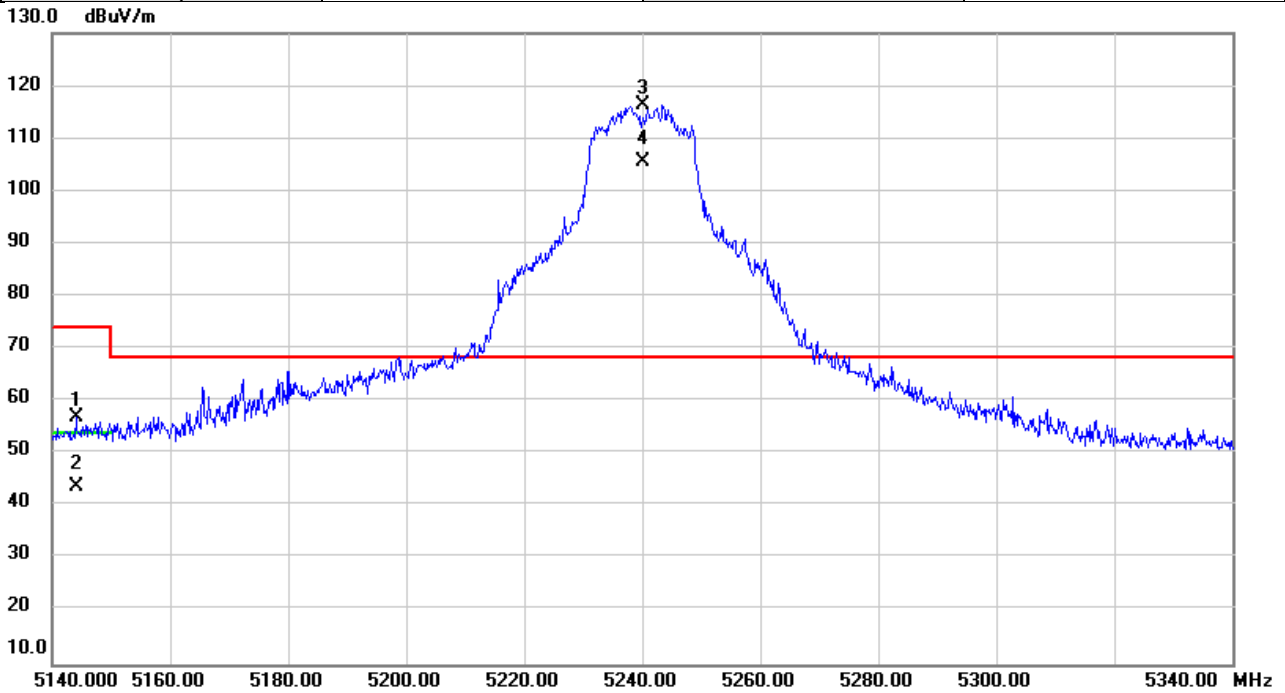


No.	Mk.	Freq.	Reading Level	Correct Factor	Measurement	Limit	Over	Detector	Comment
		MHz	dBuV	dB	dBuV/m	dBuV/m	dB		
1		5142.200	63.41	1.37	64.78	74.00	-9.22	peak	
2		5142.200	50.18	1.37	51.55	54.00	-2.45	AVG	
3	*	5180.000	110.95	1.39	112.34	68.20	44.14	peak	No Limit
4	X	5180.000	100.46	1.39	101.85	68.20	33.65	AVG	No Limit

REMARKS:

- (1) Measurement Value = Reading Level + Correct Factor.
- (2) Margin Level = Measurement Value - Limit Value.

Test Mode	IEEE 802.11n (HT20)	Test Date	2023/2/14
Test Frequency	5240MHz	Polarization	Horizontal
Temp	23°C	Hum.	59%

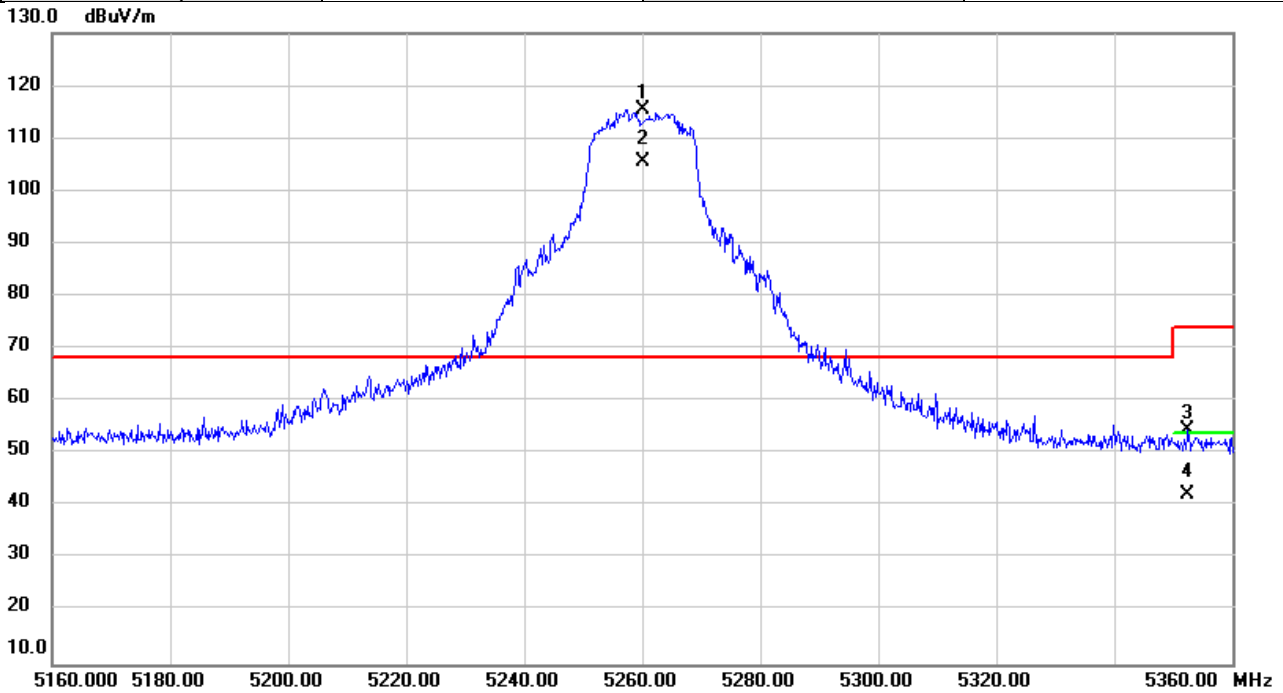


No.	Mk.	Freq.	Reading Level	Correct Factor	Measurement	Limit	Over	Detector	Comment
		MHz	dBuV	dB	dBuV/m	dBuV/m	dB		
1		5144.120	55.71	1.37	57.08	74.00	-16.92	peak	
2		5144.120	42.36	1.37	43.73	54.00	-10.27	AVG	
3	*	5240.000	114.95	1.40	116.35	68.20	48.15	peak	No Limit
4	X	5240.000	104.14	1.40	105.54	68.20	37.34	AVG	No Limit

REMARKS:

- (1) Measurement Value = Reading Level + Correct Factor.
- (2) Margin Level = Measurement Value - Limit Value.

Test Mode	IEEE 802.11n (HT20)	Test Date	2023/2/14
Test Frequency	5260MHz	Polarization	Horizontal
Temp	23°C	Hum.	59%

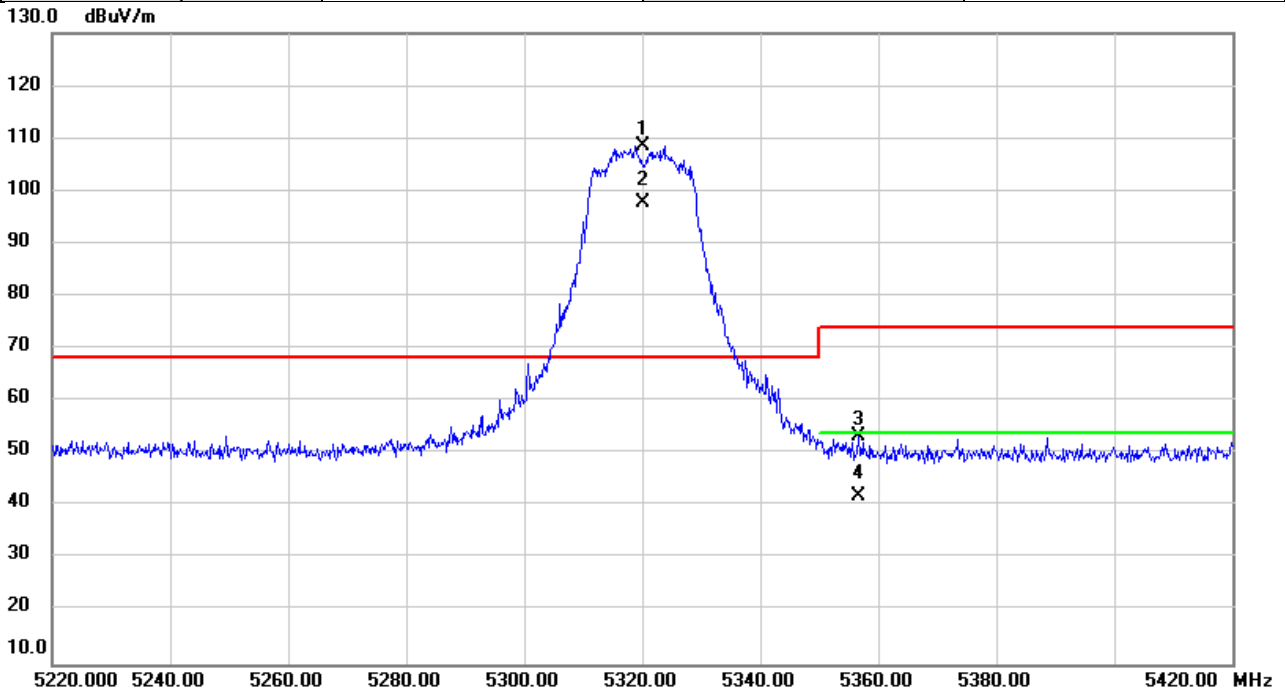


No.	Mk.	Freq.	Reading Level	Correct Factor	Measurement	Limit	Over	Detector	Comment
		MHz	dBuV	dB	dBuV/m	dBuV/m	dB		
1	*	5260.000	114.12	1.41	115.53	68.20	47.33	peak	No Limit
2	X	5260.000	104.00	1.41	105.41	68.20	37.21	AVG	No Limit
3		5352.533	52.99	1.44	54.43	74.00	-19.57	peak	
4		5352.533	40.91	1.44	42.35	54.00	-11.65	AVG	

REMARKS:

- (1) Measurement Value = Reading Level + Correct Factor.
- (2) Margin Level = Measurement Value - Limit Value.

Test Mode	IEEE 802.11n (HT20)	Test Date	2023/2/14
Test Frequency	5320MHz	Polarization	Horizontal
Temp	23°C	Hum.	59%

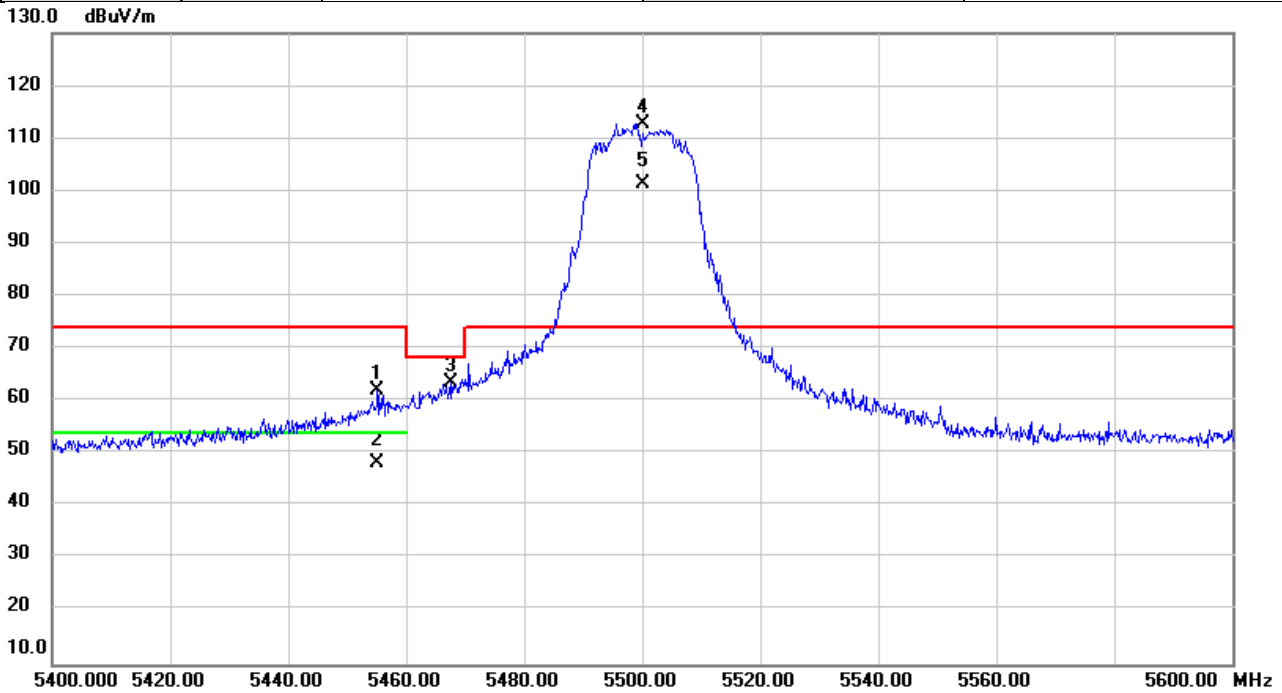


No.	Mk.	Freq.	Reading Level	Correct Factor	Measurement	Limit	Over	Detector	Comment
		MHz	dBuV	dB	dBuV/m	dBuV/m	dB		
1	*	5320.000	107.17	1.42	108.59	68.20	40.39	peak	No Limit
2	X	5320.000	96.40	1.42	97.82	68.20	29.62	AVG	No Limit
3		5356.607	51.91	1.44	53.35	74.00	-20.65	peak	
4		5356.607	40.42	1.44	41.86	54.00	-12.14	AVG	

REMARKS:

- (1) Measurement Value = Reading Level + Correct Factor.
- (2) Margin Level = Measurement Value - Limit Value.

Test Mode	IEEE 802.11n (HT20)	Test Date	2023/2/14
Test Frequency	5500MHz	Polarization	Horizontal
Temp	23°C	Hum.	59%

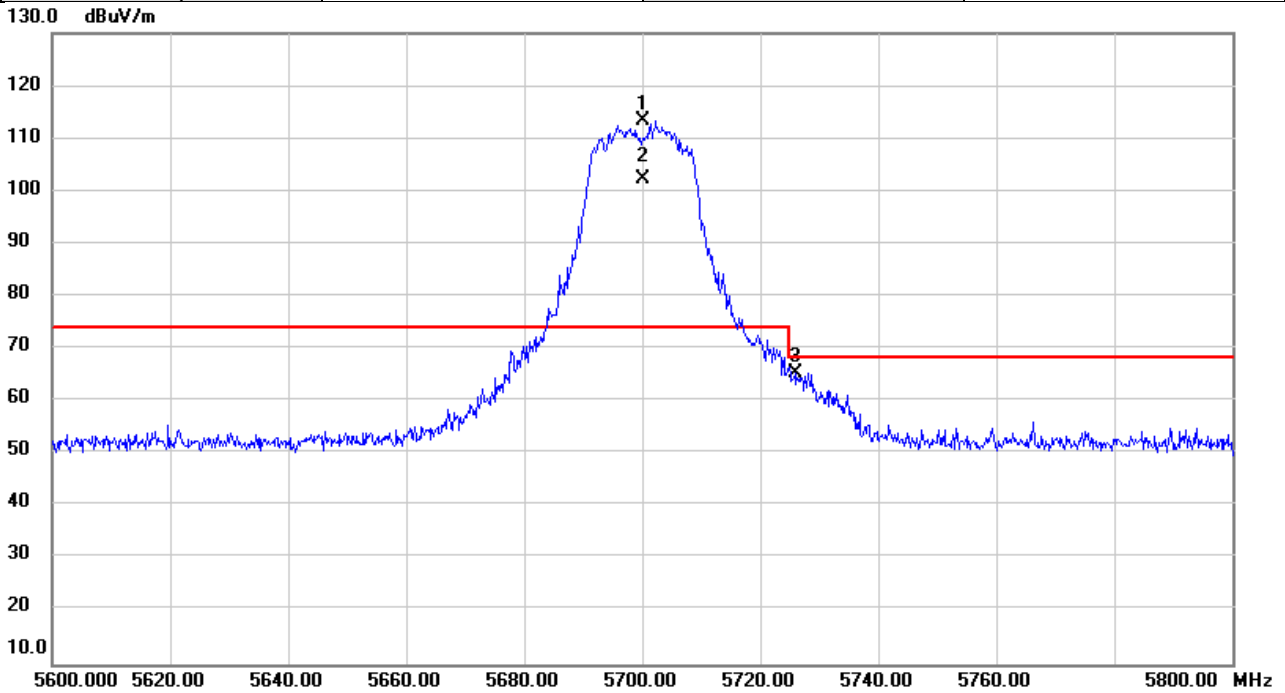


No.	Mk.	Freq.	Reading Level	Correct Factor	Measurement	Limit	Over	Detector	Comment
		MHz	dBuV	dB	dBuV/m	dBuV/m	dB		
1		5455.020	60.44	1.47	61.91	74.00	-12.09	peak	
2		5455.020	46.85	1.47	48.32	54.00	-5.68	AVG	
3		5467.500	62.14	1.48	63.62	68.20	-4.58	peak	
4	*	5500.000	111.31	1.49	112.80	74.00	38.80	peak	No Limit
5	X	5500.000	99.83	1.49	101.32	74.00	27.32	AVG	No Limit

REMARKS:

- (1) Measurement Value = Reading Level + Correct Factor.
- (2) Margin Level = Measurement Value - Limit Value.

Test Mode	IEEE 802.11n (HT20)	Test Date	2023/2/14
Test Frequency	5700MHz	Polarization	Horizontal
Temp	23°C	Hum.	59%

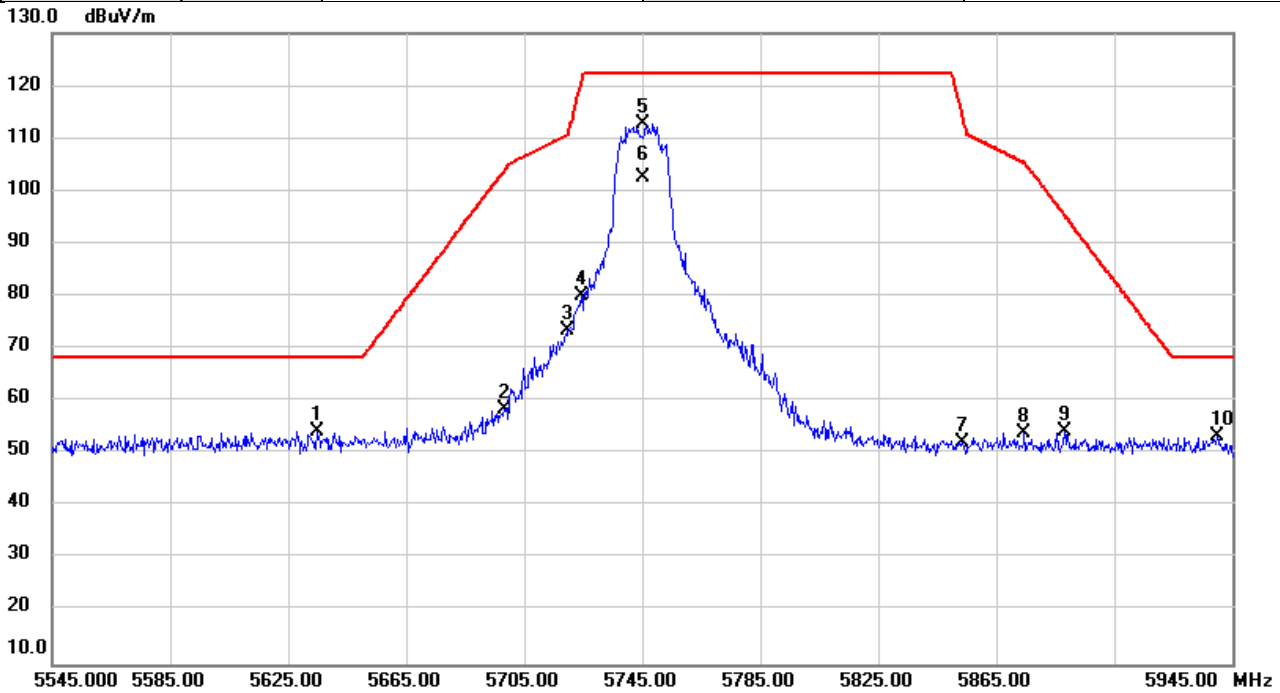


No.	Mk.	Freq.	Reading Level	Correct Factor	Measurement	Limit	Over	Detector	Comment
		MHz	dBuV	dB	dBuV/m	dBuV/m	dB		
1	*	5700.000	111.35	1.89	113.24	74.00	39.24	peak	No Limit
2	X	5700.000	100.33	1.89	102.22	74.00	28.22	AVG	No Limit
3		5725.907	63.48	1.95	65.43	68.20	-2.77	peak	

REMARKS:

- (1) Measurement Value = Reading Level + Correct Factor.
- (2) Margin Level = Measurement Value - Limit Value.

Test Mode	IEEE 802.11n (HT20)	Test Date	2023/2/14
Test Frequency	5745MHz	Polarization	Horizontal
Temp	23°C	Hum.	59%

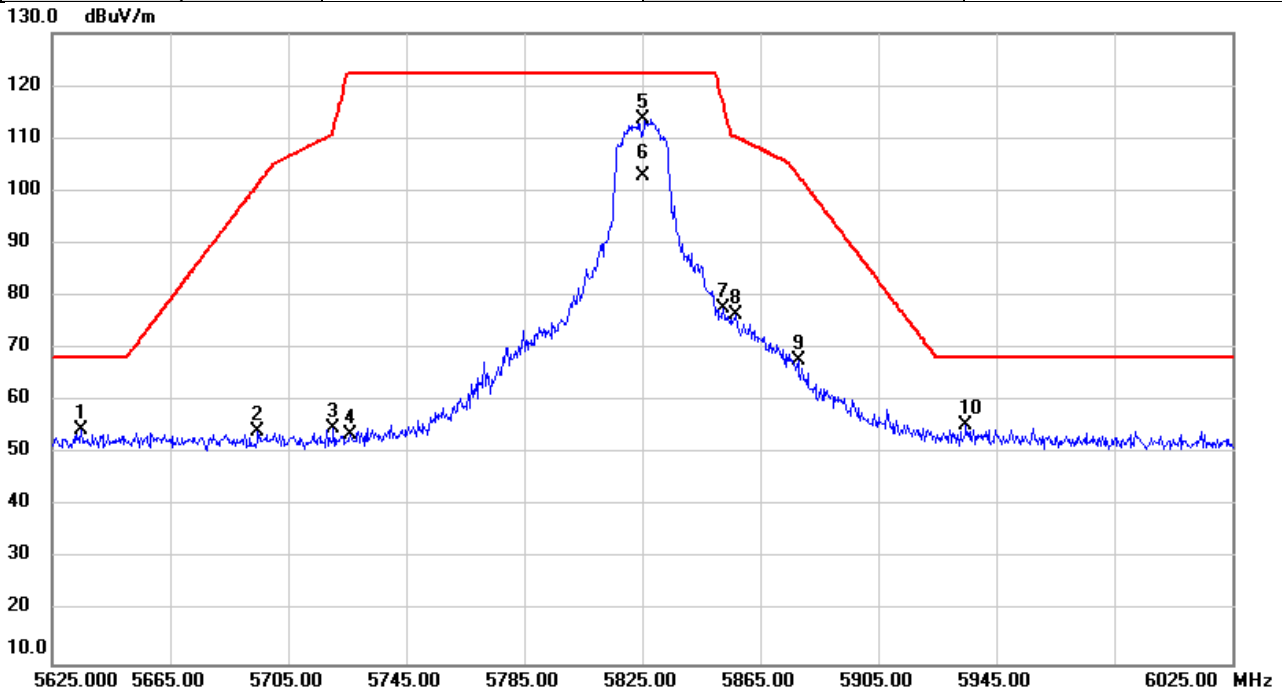


No.	Mk.	Freq.	Reading Level	Correct Factor	Measurement	Limit	Over	Detector	Comment
		MHz	dBuV	dB	dBuV/m	dBuV/m	dB		
1		5634.960	52.58	1.76	54.34	68.20	-13.86	peak	
2		5698.187	56.53	1.89	58.42	103.86	-45.44	peak	
3		5719.520	71.53	1.93	73.46	110.67	-37.21	peak	
4		5724.347	78.13	1.93	80.06	120.71	-40.65	peak	
5	*	5745.000	110.91	1.98	112.89	122.20	-9.31	peak	No Limit
6		5745.000	100.50	1.98	102.48	122.20	-19.72	AVG	No Limit
7		5853.360	50.05	2.20	52.25	114.54	-62.29	peak	
8		5874.373	51.75	2.24	53.99	105.38	-51.39	peak	
9		5888.133	51.94	2.27	54.21	95.45	-41.24	peak	
10		5940.000	50.86	2.38	53.24	68.20	-14.96	peak	

REMARKS:

- (1) Measurement Value = Reading Level + Correct Factor.
- (2) Margin Level = Measurement Value - Limit Value.

Test Mode	IEEE 802.11n (HT20)	Test Date	2023/2/14
Test Frequency	5825MHz	Polarization	Horizontal
Temp	23°C	Hum.	59%

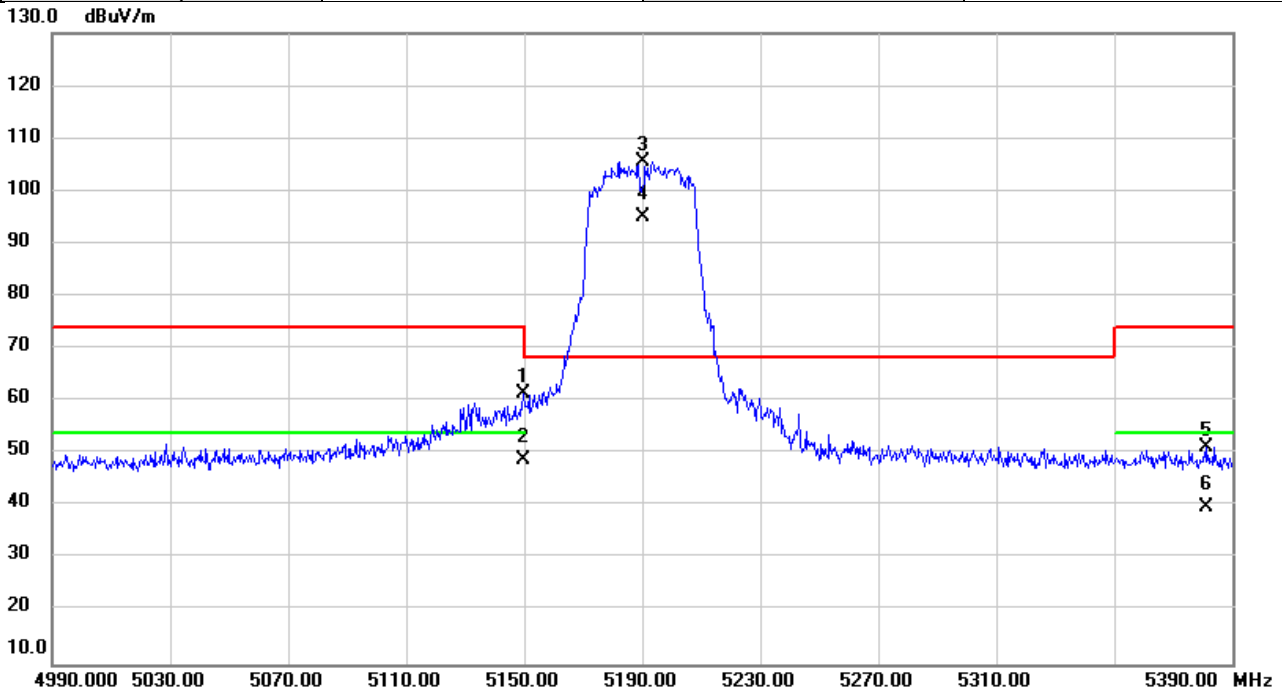


No.	Mk.	Freq.	Reading Level	Correct Factor	Measurement	Limit	Over	Detector	Comment
		MHz	dBuV	dB	dBuV/m	dBuV/m	dB		
1		5634.907	52.73	1.76	54.49	68.20	-13.71	peak	
2		5694.800	52.38	1.88	54.26	101.37	-47.11	peak	
3		5720.360	52.80	1.93	54.73	111.62	-56.89	peak	
4		5725.827	51.66	1.95	53.61	122.20	-68.59	peak	
5	*	5825.000	111.37	2.16	113.53	122.20	-8.67	peak	No Limit
6		5825.000	100.78	2.16	102.94	122.20	-19.26	AVG	No Limit
7		5852.333	75.44	2.20	77.64	116.88	-39.24	peak	
8		5856.680	74.21	2.21	76.42	110.33	-33.91	peak	
9		5878.027	65.41	2.26	67.67	102.95	-35.28	peak	
10		5934.667	53.13	2.37	55.50	68.20	-12.70	peak	

REMARKS:

- (1) Measurement Value = Reading Level + Correct Factor.
- (2) Margin Level = Measurement Value - Limit Value.

Test Mode	IEEE 802.11n (HT40)	Test Date	2023/2/15
Test Frequency	5190MHz	Polarization	Horizontal
Temp	23°C	Hum.	59%

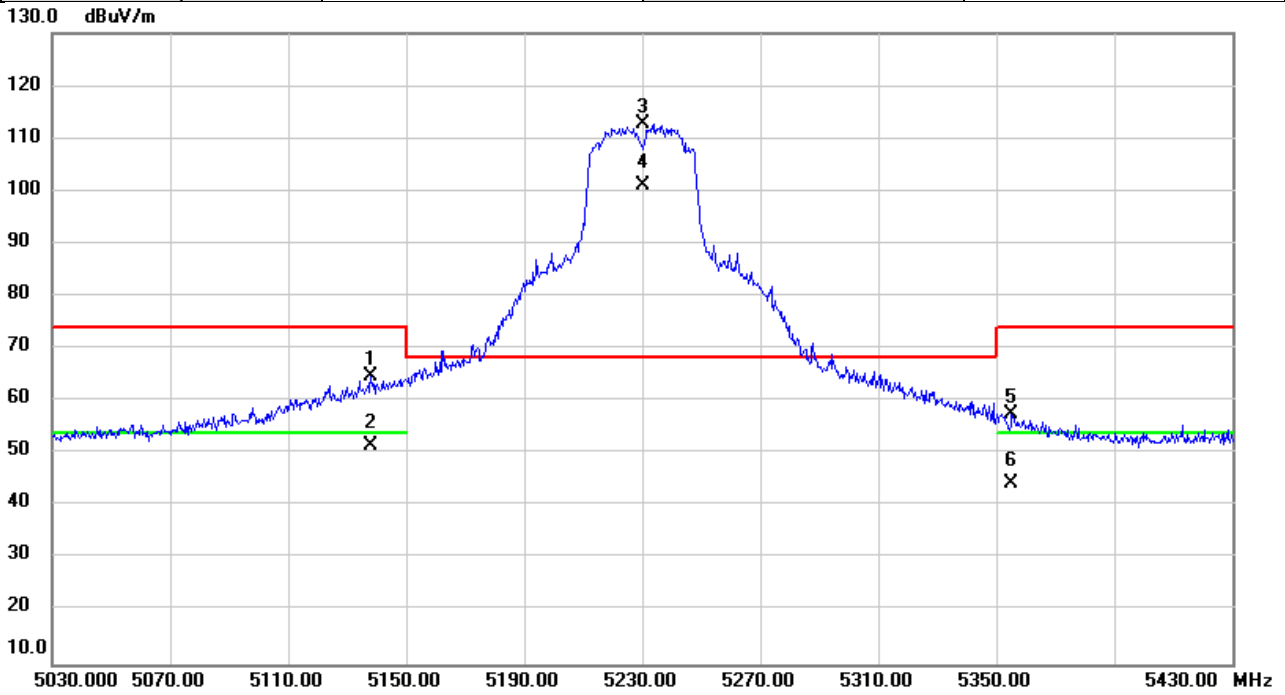


No.	Mk.	Freq.	Reading Level	Correct Factor	Measurement	Limit	Over	Detector	Comment
		MHz	dBuV	dB	dBuV/m	dBuV/m	dB		
1		5149.827	60.00	1.38	61.38	74.00	-12.62	peak	
2		5149.827	47.51	1.38	48.89	54.00	-5.11	AVG	
3	*	5190.000	104.19	1.38	105.57	68.20	37.37	peak	No Limit
4	X	5190.000	93.68	1.38	95.06	68.20	26.86	AVG	No Limit
5		5381.440	49.93	1.45	51.38	74.00	-22.62	peak	
6		5381.440	38.25	1.45	39.70	54.00	-14.30	AVG	

REMARKS:

- (1) Measurement Value = Reading Level + Correct Factor.
- (2) Margin Level = Measurement Value - Limit Value.

Test Mode	IEEE 802.11n (HT40)	Test Date	2023/2/15
Test Frequency	5230MHz	Polarization	Horizontal
Temp	23°C	Hum.	59%

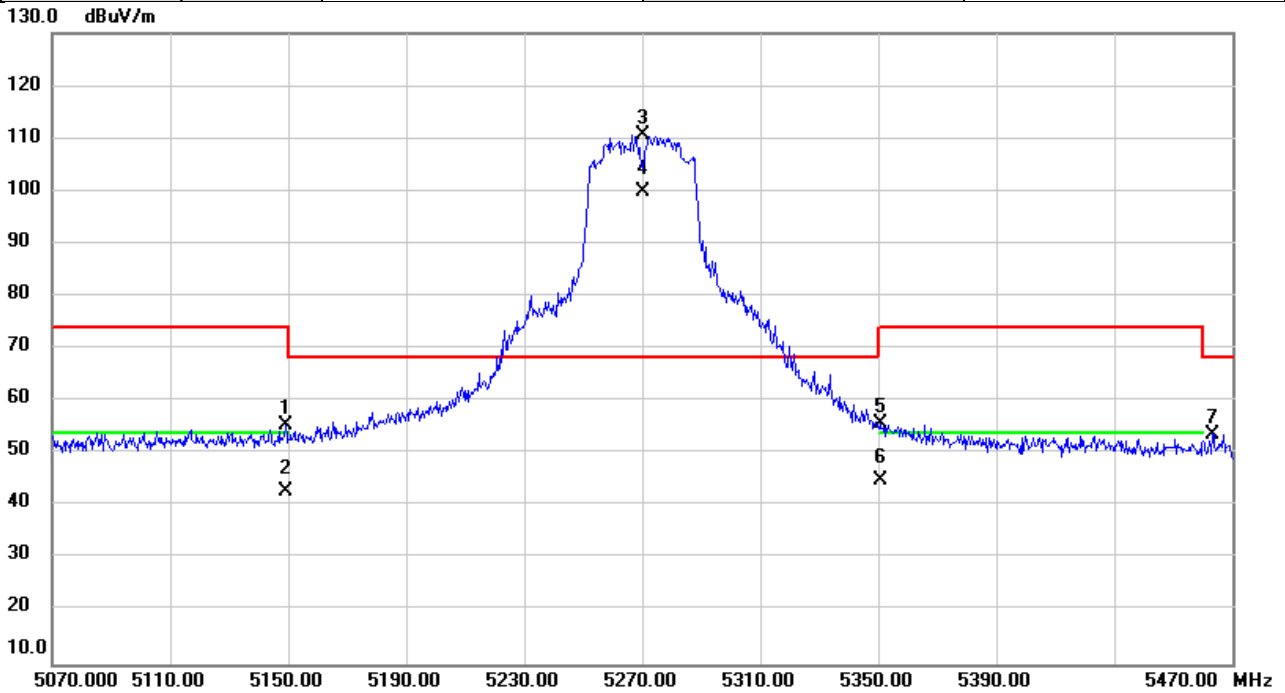


No.	Mk.	Freq.	Reading Level	Correct Factor	Measurement	Limit	Over	Detector	Comment
		MHz	dBuV	dB	dBuV/m	dBuV/m	dB		
1		5138.200	63.44	1.37	64.81	74.00	-9.19	peak	
2		5138.200	50.19	1.37	51.56	54.00	-2.44	AVG	
3	*	5230.000	111.33	1.40	112.73	68.20	44.53	peak	No Limit
4	X	5230.000	99.69	1.40	101.09	68.20	32.89	AVG	No Limit
5		5355.280	56.17	1.44	57.61	74.00	-16.39	peak	
6		5355.280	42.86	1.44	44.30	54.00	-9.70	AVG	

REMARKS:

- (1) Measurement Value = Reading Level + Correct Factor.
- (2) Margin Level = Measurement Value - Limit Value.

Test Mode	IEEE 802.11n (HT40)	Test Date	2023/2/15
Test Frequency	5270MHz	Polarization	Horizontal
Temp	23°C	Hum.	59%

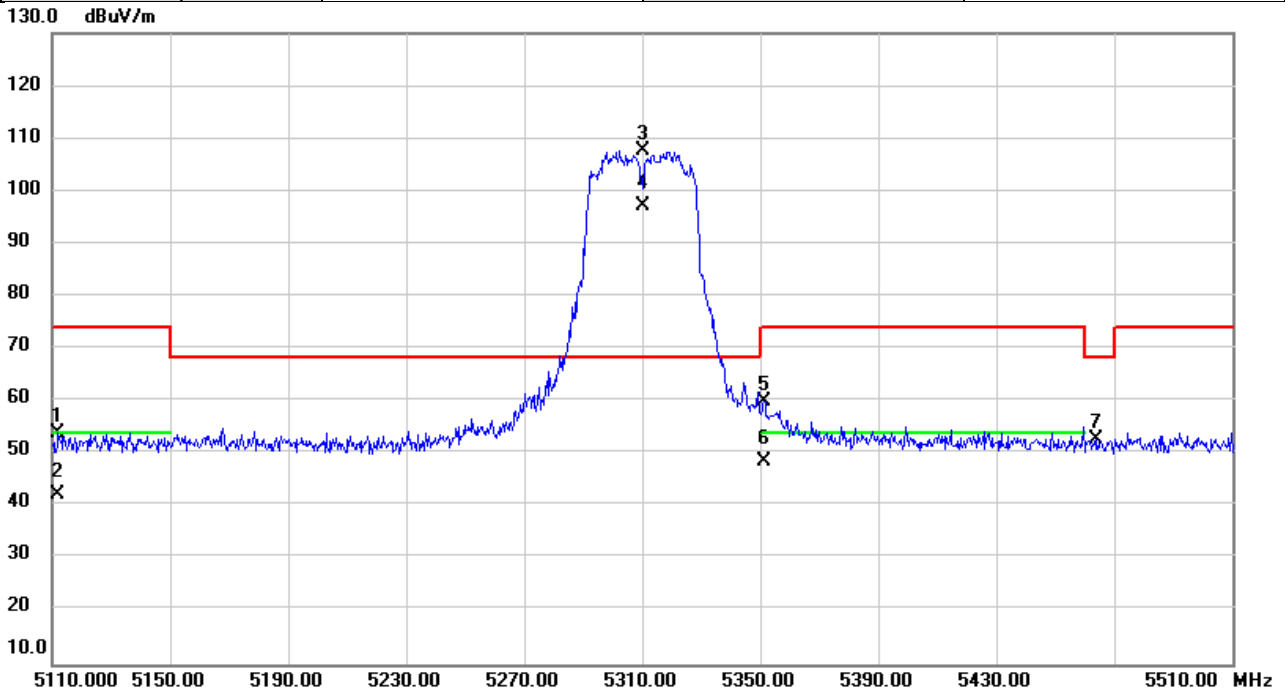


No.	Mk.	Freq.	Reading Level	Correct Factor	Measurement	Limit	Over	Detector	Comment
		MHz	dBuV	dB	dBuV/m	dBuV/m	dB		
1		5149.013	53.94	1.38	55.32	74.00	-18.68	peak	
2		5149.013	41.62	1.38	43.00	54.00	-11.00	AVG	
3	*	5270.000	109.14	1.41	110.55	68.20	42.35	peak	No Limit
4	X	5270.000	98.31	1.41	99.72	68.20	31.52	AVG	No Limit
5		5350.560	54.31	1.43	55.74	74.00	-18.26	peak	
6		5350.560	43.47	1.43	44.90	54.00	-9.10	AVG	
7		5463.573	52.32	1.48	53.80	68.20	-14.40	peak	

REMARKS:

- (1) Measurement Value = Reading Level + Correct Factor.
- (2) Margin Level = Measurement Value - Limit Value.

Test Mode	IEEE 802.11n (HT40)	Test Date	2023/2/15
Test Frequency	5310MHz	Polarization	Horizontal
Temp	23°C	Hum.	59%

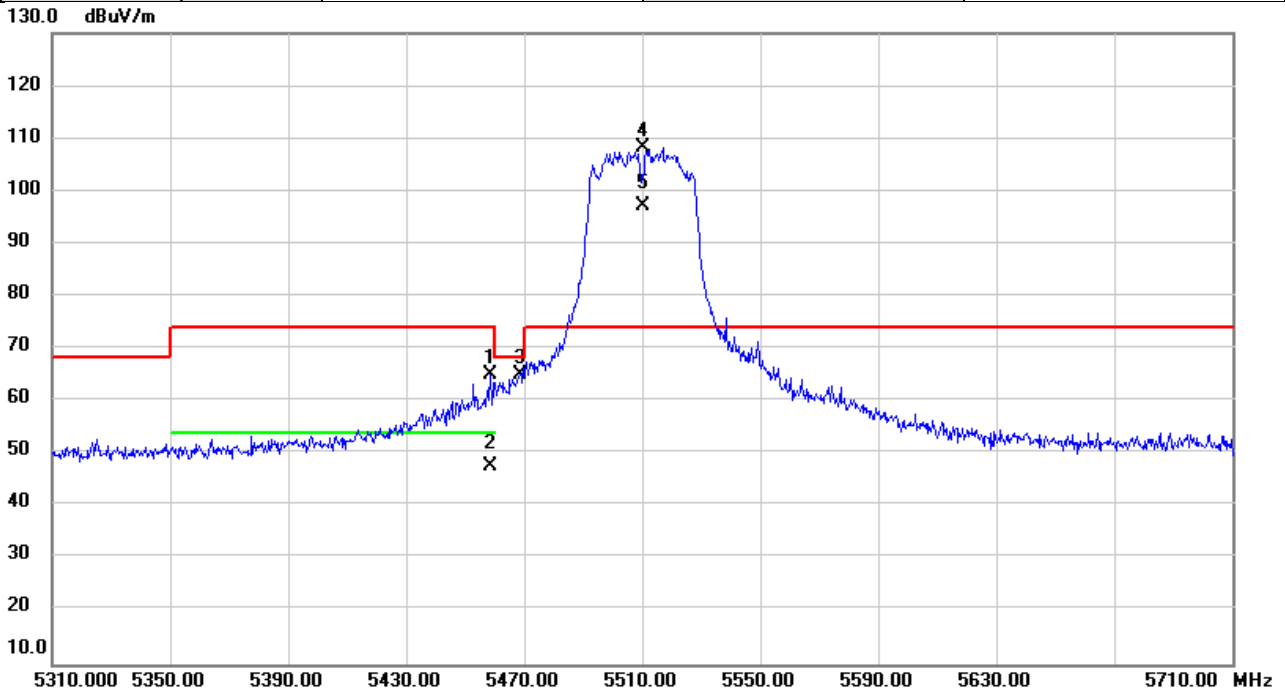


No.	Mk.	Freq.	Reading Level	Correct Factor	Measurement	Limit	Over	Detector	Comment
		MHz	dBuV	dB	dBuV/m	dBuV/m	dB		
1		5112.067	52.65	1.36	54.01	74.00	-19.99	peak	
2		5112.067	40.82	1.36	42.18	54.00	-11.82	AVG	
3	*	5310.000	106.27	1.43	107.70	68.20	39.50	peak	No Limit
4	X	5310.000	95.71	1.43	97.14	68.20	28.94	AVG	No Limit
5		5351.480	58.48	1.43	59.91	74.00	-14.09	peak	
6		5351.480	47.04	1.43	48.47	54.00	-5.53	AVG	
7		5464.053	51.33	1.48	52.81	68.20	-15.39	peak	

REMARKS:

- (1) Measurement Value = Reading Level + Correct Factor.
- (2) Margin Level = Measurement Value - Limit Value.

Test Mode	IEEE 802.11n (HT40)	Test Date	2023/2/15
Test Frequency	5510MHz	Polarization	Horizontal
Temp	23°C	Hum.	59%

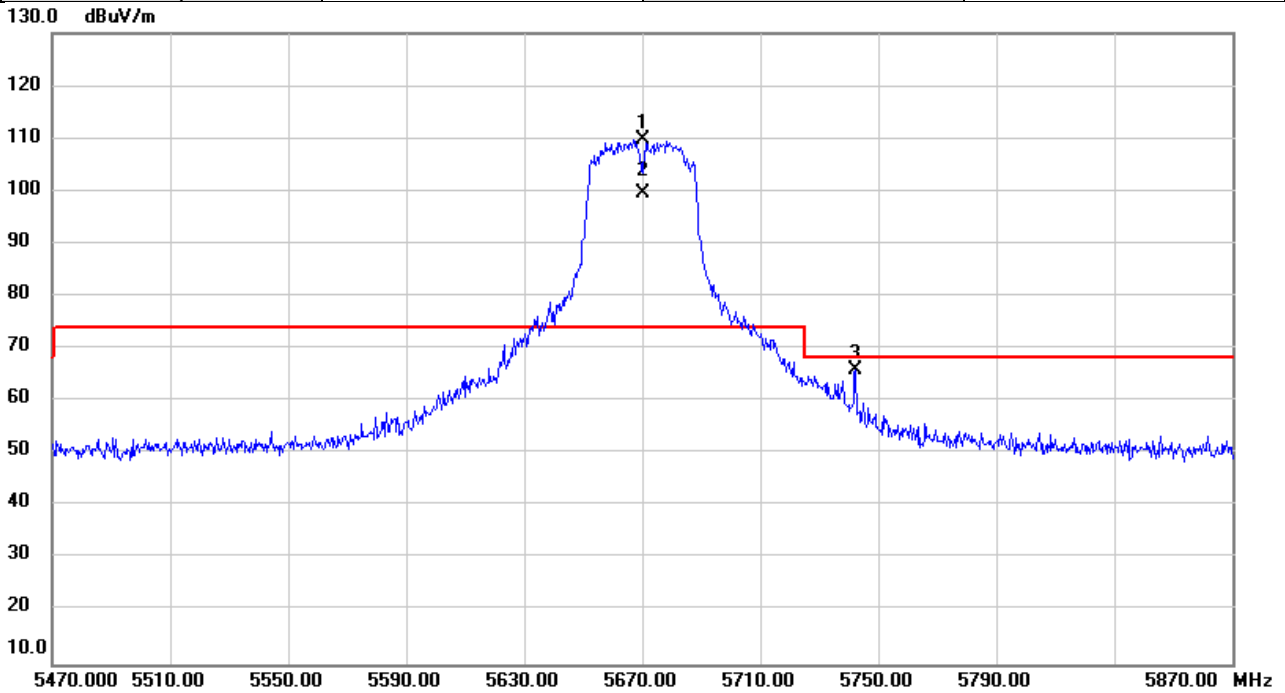


No.	Mk.	Freq.	Reading Level	Correct Factor	Measurement	Limit	Over	Detector	Comment
		MHz	dBuV	dB	dBuV/m	dBuV/m	dB		
1		5458.480	63.70	1.47	65.17	74.00	-8.83	peak	
2		5458.480	46.29	1.47	47.76	54.00	-6.24	AVG	
3		5468.533	63.56	1.48	65.04	68.20	-3.16	peak	
4	*	5510.000	106.82	1.51	108.33	74.00	34.33	peak	No Limit
5	X	5510.000	95.52	1.51	97.03	74.00	23.03	AVG	No Limit

REMARKS:

- (1) Measurement Value = Reading Level + Correct Factor.
- (2) Margin Level = Measurement Value - Limit Value.

Test Mode	IEEE 802.11n (HT40)	Test Date	2023/2/15
Test Frequency	5670MHz	Polarization	Horizontal
Temp	23°C	Hum.	59%

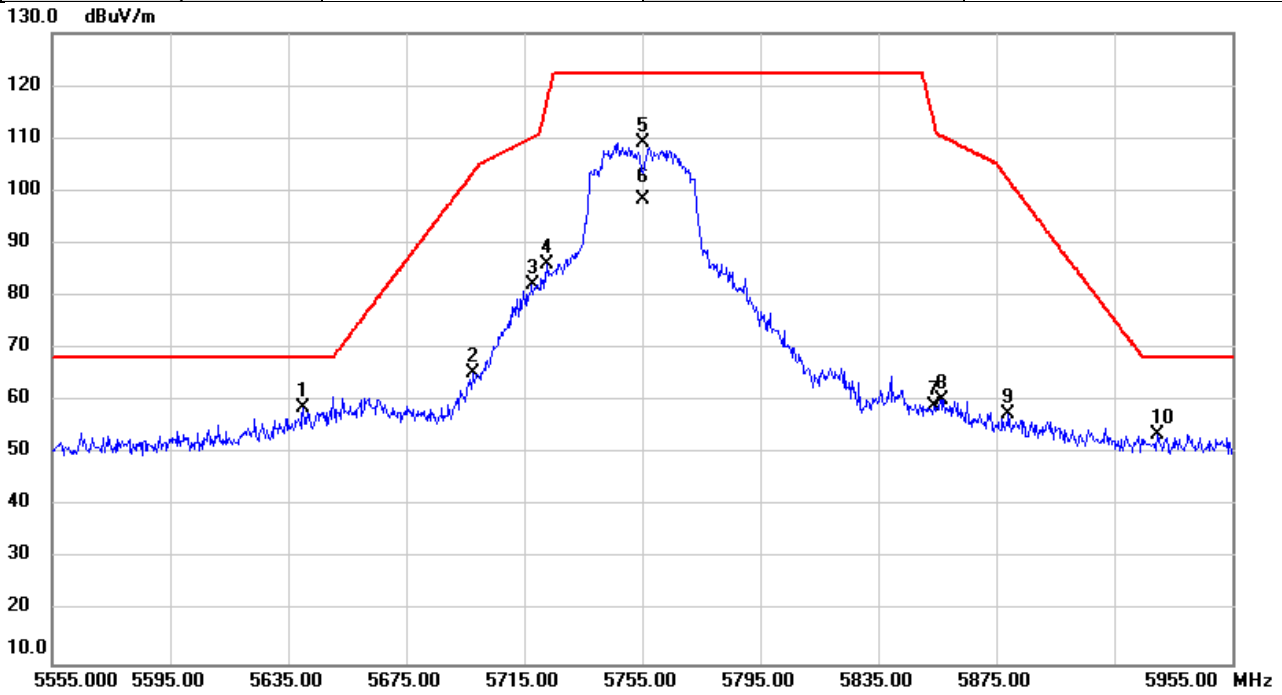


No.	Mk.	Freq.	Reading Level	Correct Factor	Measurement	Limit	Over	Detector	Comment
		MHz	dBuV	dB	dBuV/m	dBuV/m	dB		
1	*	5670.000	107.80	1.83	109.63	74.00	35.63	peak	No Limit
2	X	5670.000	97.67	1.83	99.50	74.00	25.50	AVG	No Limit
3		5742.000	64.01	1.98	65.99	68.20	-2.21	peak	

REMARKS:

- (1) Measurement Value = Reading Level + Correct Factor.
- (2) Margin Level = Measurement Value - Limit Value.

Test Mode	IEEE 802.11n (HT40)	Test Date	2023/2/15
Test Frequency	5755MHz	Polarization	Horizontal
Temp	23°C	Hum.	59%

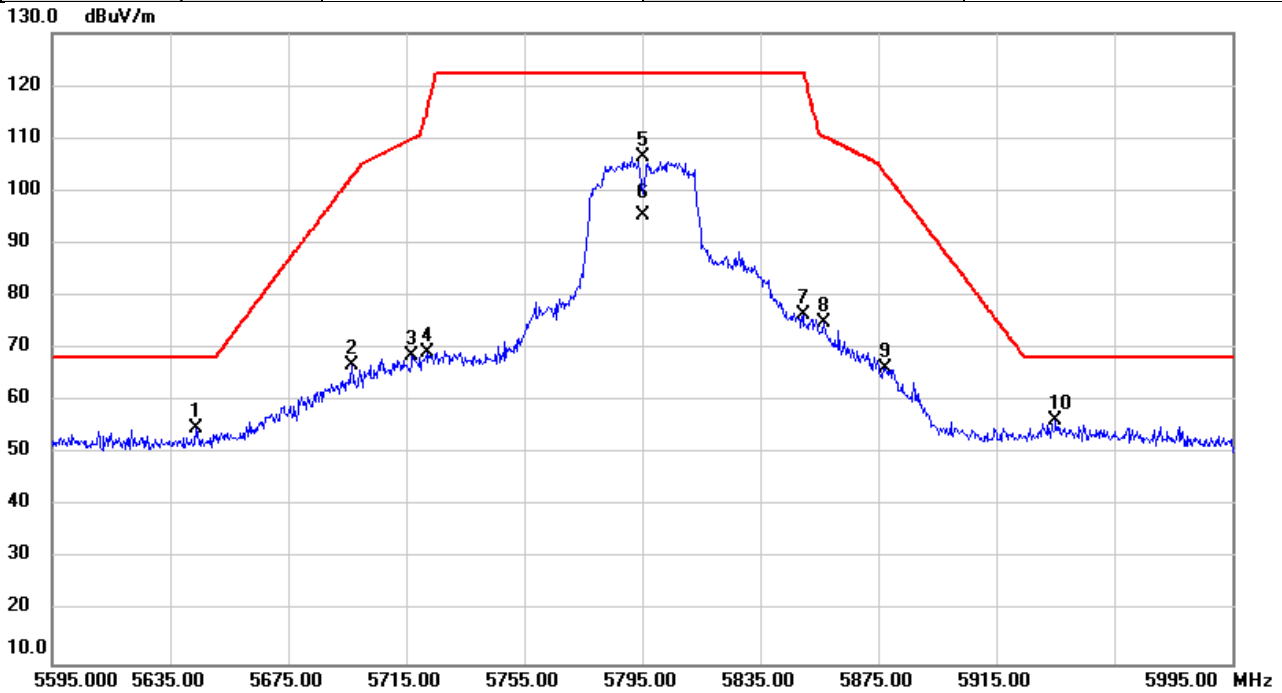


No.	Mk.	Freq.	Reading Level	Correct Factor	Measurement	Limit	Over	Detector	Comment
		MHz	dBuV	dB	dBuV/m	dBuV/m	dB		
1	*	5640.133	57.02	1.77	58.79	68.20	-9.41	peak	
2		5697.813	63.54	1.89	65.43	103.59	-38.16	peak	
3		5717.667	80.25	1.92	82.17	110.15	-27.98	peak	
4		5722.773	84.05	1.93	85.98	117.12	-31.14	peak	
5		5755.000	107.16	2.01	109.17	122.20	-13.03	peak	No Limit
6		5755.000	96.28	2.01	98.29	122.20	-23.91	AVG	No Limit
7		5854.000	56.84	2.21	59.05	113.08	-54.03	peak	
8		5856.373	58.06	2.21	60.27	110.41	-50.14	peak	
9		5879.053	55.35	2.26	57.61	102.19	-44.58	peak	
10		5929.667	51.43	2.36	53.79	68.20	-14.41	peak	

REMARKS:

- (1) Measurement Value = Reading Level + Correct Factor.
- (2) Margin Level = Measurement Value - Limit Value.

Test Mode	IEEE 802.11n (HT40)	Test Date	2023/2/15
Test Frequency	5795MHz	Polarization	Horizontal
Temp	23°C	Hum.	59%

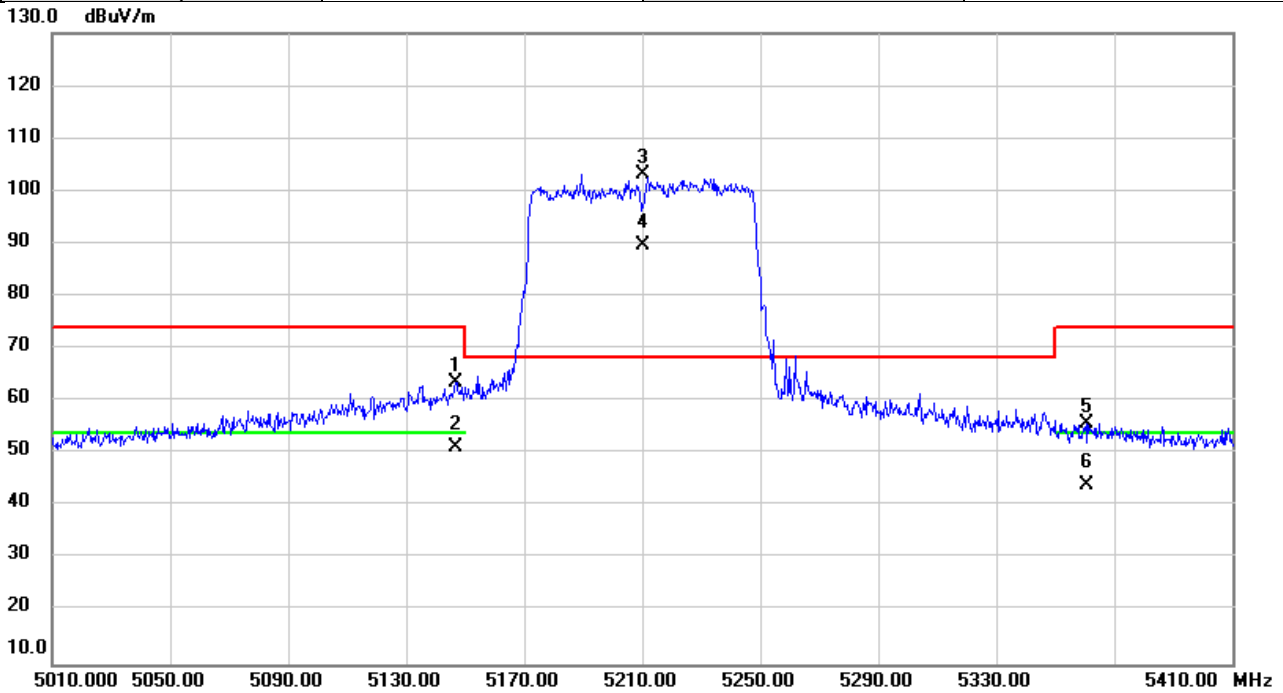


No.	Mk.	Freq.	Reading Level	Correct Factor	Measurement	Limit	Over	Detector	Comment
		MHz	dBuV	dB	dBuV/m	dBuV/m	dB		
1		5643.747	53.14	1.78	54.92	68.20	-13.28	peak	
2		5696.827	64.88	1.89	66.77	102.86	-36.09	peak	
3		5717.053	66.71	1.92	68.63	109.98	-41.35	peak	
4		5722.040	67.22	1.93	69.15	115.45	-46.30	peak	
5		5795.000	104.48	2.09	106.57	122.20	-15.63	peak	No Limit
6		5795.000	93.15	2.09	95.24	122.20	-26.96	AVG	No Limit
7		5849.413	74.22	2.20	76.42	122.20	-45.78	peak	
8		5856.573	72.83	2.21	75.04	110.36	-35.32	peak	
9		5877.587	64.13	2.26	66.39	103.28	-36.89	peak	
10	*	5935.213	54.04	2.37	56.41	68.20	-11.79	peak	

REMARKS:

- (1) Measurement Value = Reading Level + Correct Factor.
- (2) Margin Level = Measurement Value - Limit Value.

Test Mode	IEEE 802.11ac (VHT80)	Test Date	2023/2/15
Test Frequency	5210MHz	Polarization	Horizontal
Temp	23°C	Hum.	59%

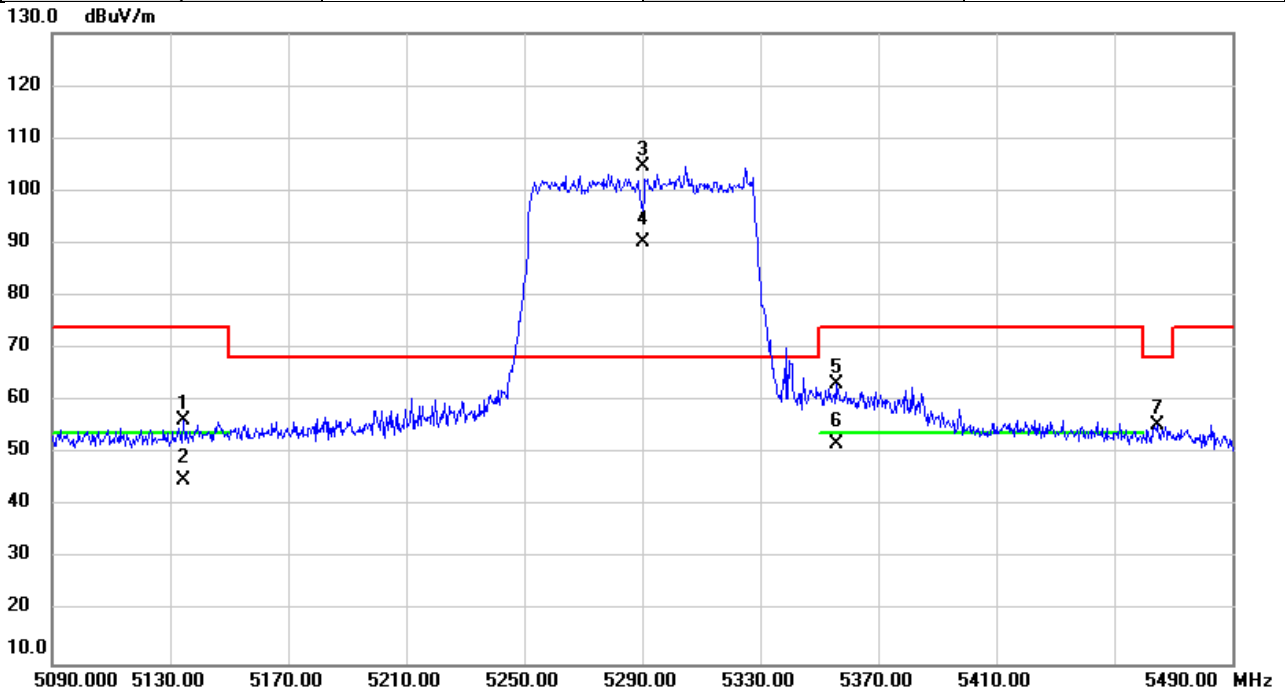


No.	Mk.	Freq.	Reading Level	Correct Factor	Measurement	Limit	Over	Detector	Comment
		MHz	dBuV	dB	dBuV/m	dBuV/m	dB		
1		5146.680	62.27	1.37	63.64	74.00	-10.36	peak	
2		5146.680	49.80	1.37	51.17	54.00	-2.83	AVG	
3	*	5210.000	101.69	1.39	103.08	68.20	34.88	peak	No Limit
4	X	5210.000	88.17	1.39	89.56	68.20	21.36	AVG	No Limit
5		5360.587	54.41	1.44	55.85	74.00	-18.15	peak	
6		5360.587	42.52	1.44	43.96	54.00	-10.04	AVG	

REMARKS:

- (1) Measurement Value = Reading Level + Correct Factor.
- (2) Margin Level = Measurement Value - Limit Value.

Test Mode	IEEE 802.11ac (VHT80)	Test Date	2023/2/15
Test Frequency	5290MHz	Polarization	Horizontal
Temp	23°C	Hum.	59%

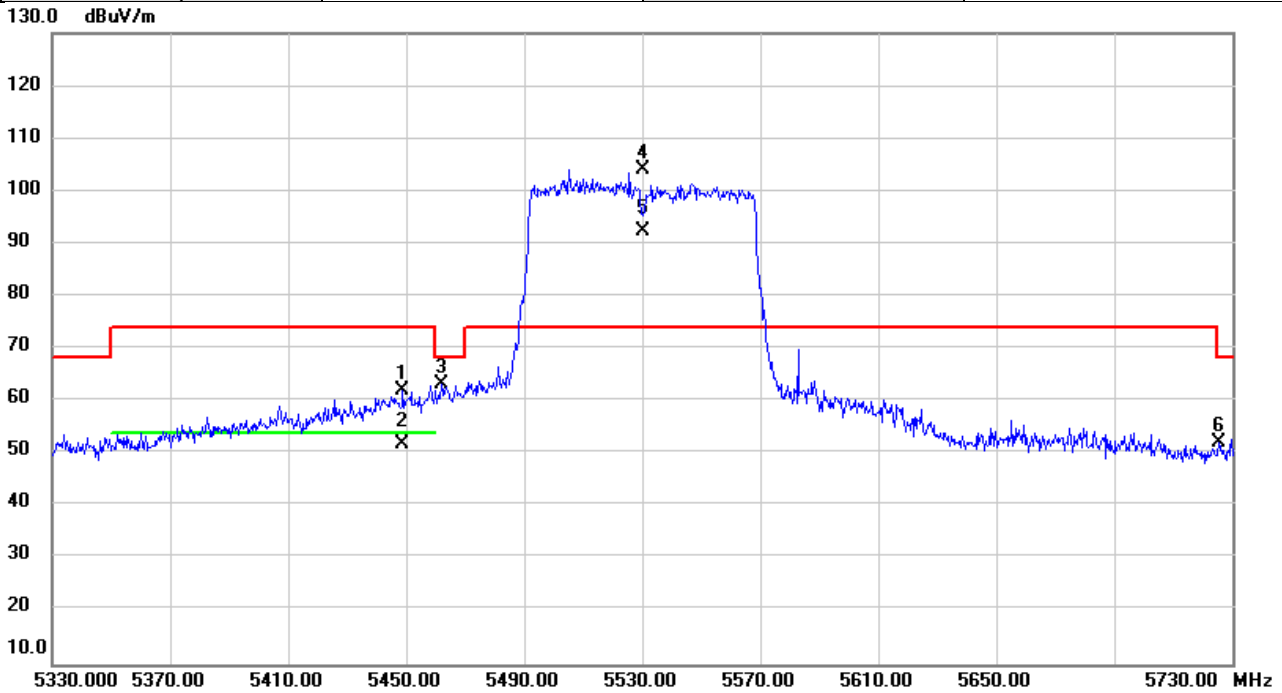


No.	Mk.	Freq.	Reading Level	Correct Factor	Measurement	Limit	Over	Detector	Comment
		MHz	dBuV	dB	dBuV/m	dBuV/m	dB		
1		5134.613	54.99	1.37	56.36	74.00	-17.64	peak	
2		5134.613	43.60	1.37	44.97	54.00	-9.03	AVG	
3	*	5290.000	103.16	1.42	104.58	68.20	36.38	peak	No Limit
4	X	5290.000	88.72	1.42	90.14	68.20	21.94	AVG	No Limit
5		5356.107	61.77	1.44	63.21	74.00	-10.79	peak	
6		5356.107	50.55	1.44	51.99	54.00	-2.01	AVG	
7		5464.440	54.10	1.48	55.58	68.20	-12.62	peak	

REMARKS:

- (1) Measurement Value = Reading Level + Correct Factor.
- (2) Margin Level = Measurement Value - Limit Value.

Test Mode	IEEE 802.11ac (VHT80)	Test Date	2023/2/15
Test Frequency	5530MHz	Polarization	Horizontal
Temp	23°C	Hum.	59%

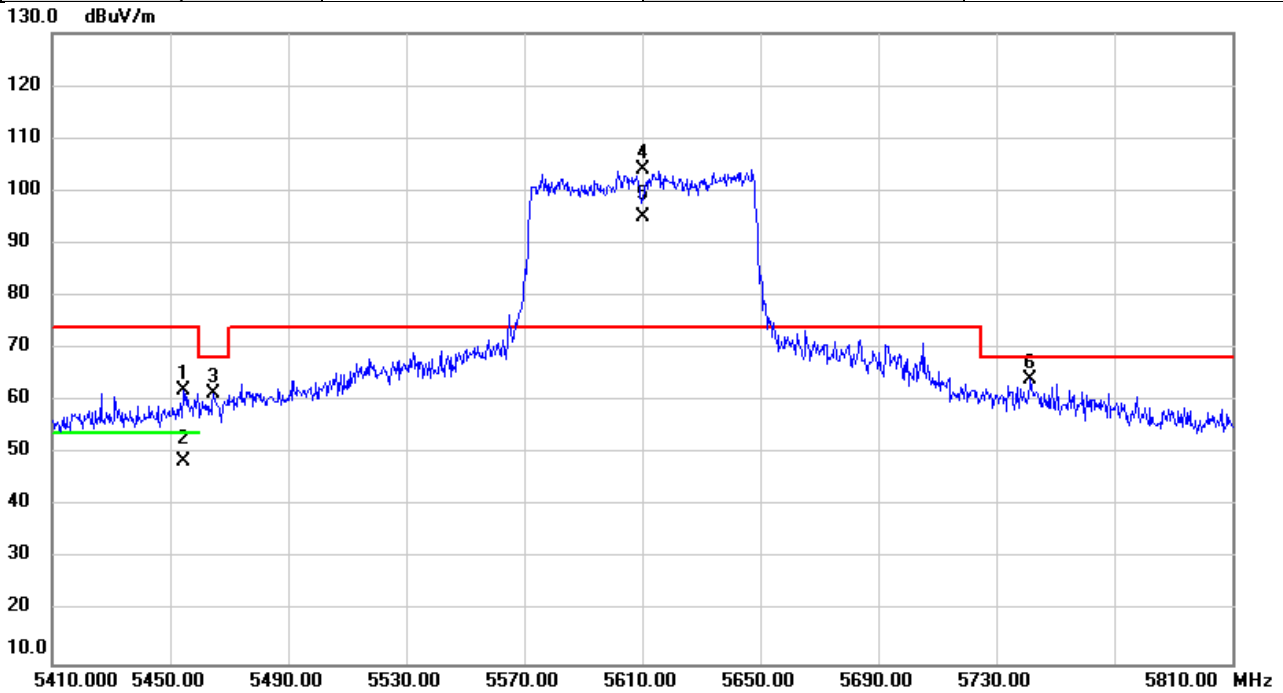


No.	Mk.	Freq.	Reading Level	Correct Factor	Measurement	Limit	Over	Detector	Comment
		MHz	dBuV	dB	dBuV/m	dBuV/m	dB		
1		5448.920	60.54	1.48	62.02	74.00	-11.98	peak	
2		5448.920	50.35	1.48	51.83	54.00	-2.17	AVG	
3		5461.867	61.68	1.48	63.16	68.20	-5.04	peak	
4	*	5530.000	102.41	1.55	103.96	74.00	29.96	peak	No Limit
5	X	5530.000	90.89	1.55	92.44	74.00	18.44	AVG	No Limit
6		5725.587	50.20	1.95	52.15	68.20	-16.05	peak	

REMARKS:

- (1) Measurement Value = Reading Level + Correct Factor.
- (2) Margin Level = Measurement Value - Limit Value.

Test Mode	IEEE 802.11ac (VHT80)	Test Date	2023/2/15
Test Frequency	5610MHz	Polarization	Horizontal
Temp	23°C	Hum.	59%

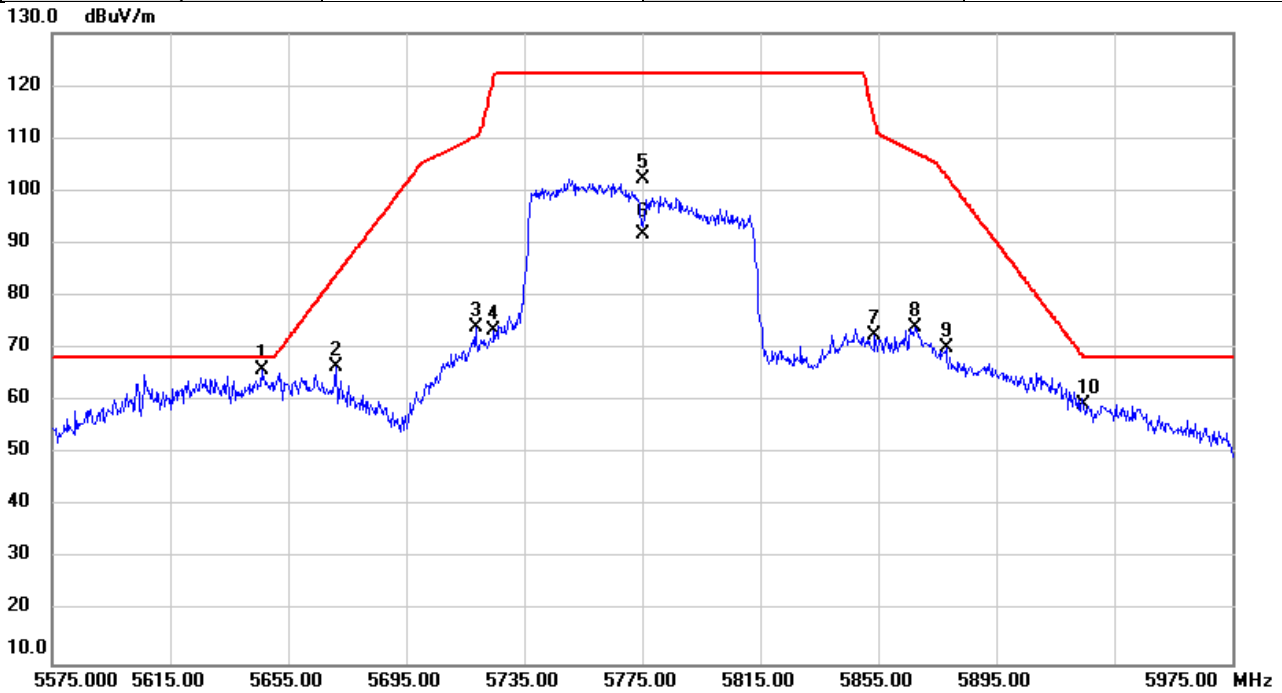


No.	Mk.	Freq.	Reading Level	Correct Factor	Measurement	Limit	Over	Detector	Comment
		MHz	dBuV	dB	dBuV/m	dBuV/m	dB		
1		5454.413	60.70	1.47	62.17	74.00	-11.83	peak	
2		5454.413	47.10	1.47	48.57	54.00	-5.43	AVG	
3		5464.773	60.04	1.48	61.52	68.20	-6.68	peak	
4	*	5610.000	102.33	1.71	104.04	74.00	30.04	peak	No Limit
5	X	5610.000	93.20	1.71	94.91	74.00	20.91	AVG	No Limit
6		5741.627	62.14	1.97	64.11	68.20	-4.09	peak	

REMARKS:

- (1) Measurement Value = Reading Level + Correct Factor.
- (2) Margin Level = Measurement Value - Limit Value.

Test Mode	IEEE 802.11ac (VHT80)	Test Date	2023/2/15
Test Frequency	5775MHz	Polarization	Horizontal
Temp	23°C	Hum.	59%

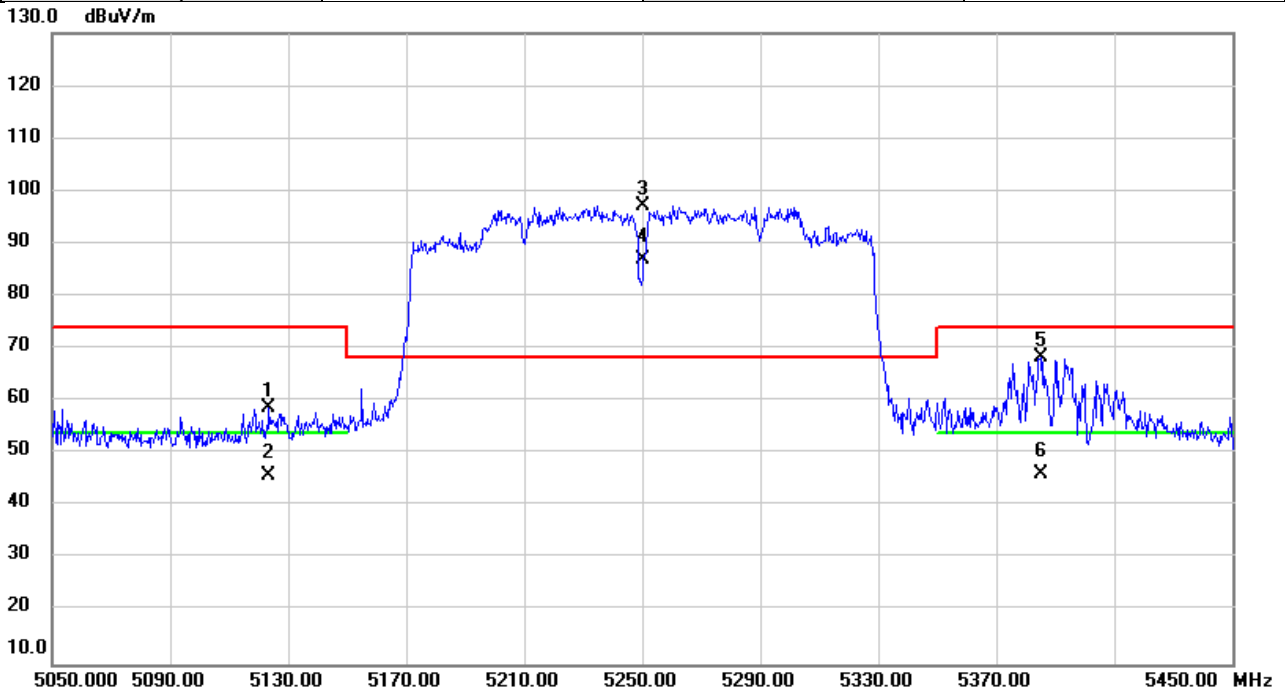


No.	Mk.	Freq.	Reading Level	Correct Factor	Measurement	Limit	Over	Detector	Comment
		MHz	dBuV	dB	dBuV/m	dBuV/m	dB		
1	*	5646.147	64.15	1.78	65.93	68.20	-2.27	peak	
2		5671.373	64.81	1.83	66.64	84.06	-17.42	peak	
3		5718.560	72.06	1.93	73.99	110.40	-36.41	peak	
4		5724.840	71.67	1.93	73.60	121.84	-48.24	peak	
5		5775.000	100.16	2.06	102.22	122.20	-19.98	peak	No Limit
6		5775.000	89.69	2.06	91.75	122.20	-30.45	AVG	No Limit
7		5853.867	70.20	2.21	72.41	113.38	-40.97	peak	
8		5867.373	71.75	2.23	73.98	107.33	-33.35	peak	
9		5878.120	68.01	2.26	70.27	102.88	-32.61	peak	
10		5924.813	57.01	2.34	59.35	68.34	-8.99	peak	

REMARKS:

- (1) Measurement Value = Reading Level + Correct Factor.
- (2) Margin Level = Measurement Value - Limit Value.

Test Mode	IEEE 802.11ac (VHT160)	Test Date	2023/2/15
Test Frequency	5250MHz	Polarization	Horizontal
Temp	23°C	Hum.	59%

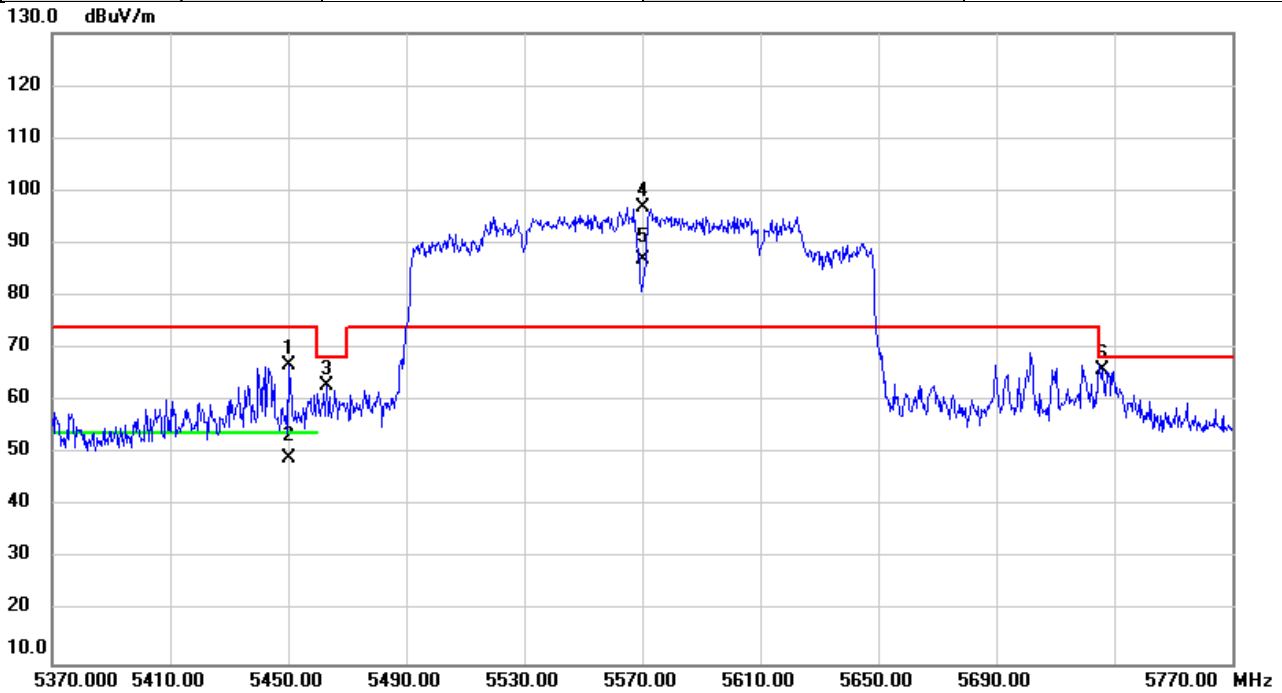


No.	Mk.	Freq.	Reading Level	Correct Factor	Measurement	Limit	Over	Detector	Comment
		MHz	dBuV	dB	dBuV/m	dBuV/m	dB		
1		5123.293	57.25	1.36	58.61	74.00	-15.39	peak	
2		5123.293	44.36	1.36	45.72	54.00	-8.28	AVG	
3	*	5250.000	95.75	1.41	97.16	68.20	28.96	peak	No Limit
4	X	5250.000	85.50	1.41	86.91	68.20	18.71	AVG	No Limit
5		5385.027	66.83	1.45	68.28	74.00	-5.72	peak	
6		5385.027	44.79	1.45	46.24	54.00	-7.76	AVG	

REMARKS:

- (1) Measurement Value = Reading Level + Correct Factor.
- (2) Margin Level = Measurement Value - Limit Value.

Test Mode	IEEE 802.11ac (VHT160)	Test Date	2023/2/15
Test Frequency	5570MHz	Polarization	Horizontal
Temp	23°C	Hum.	59%

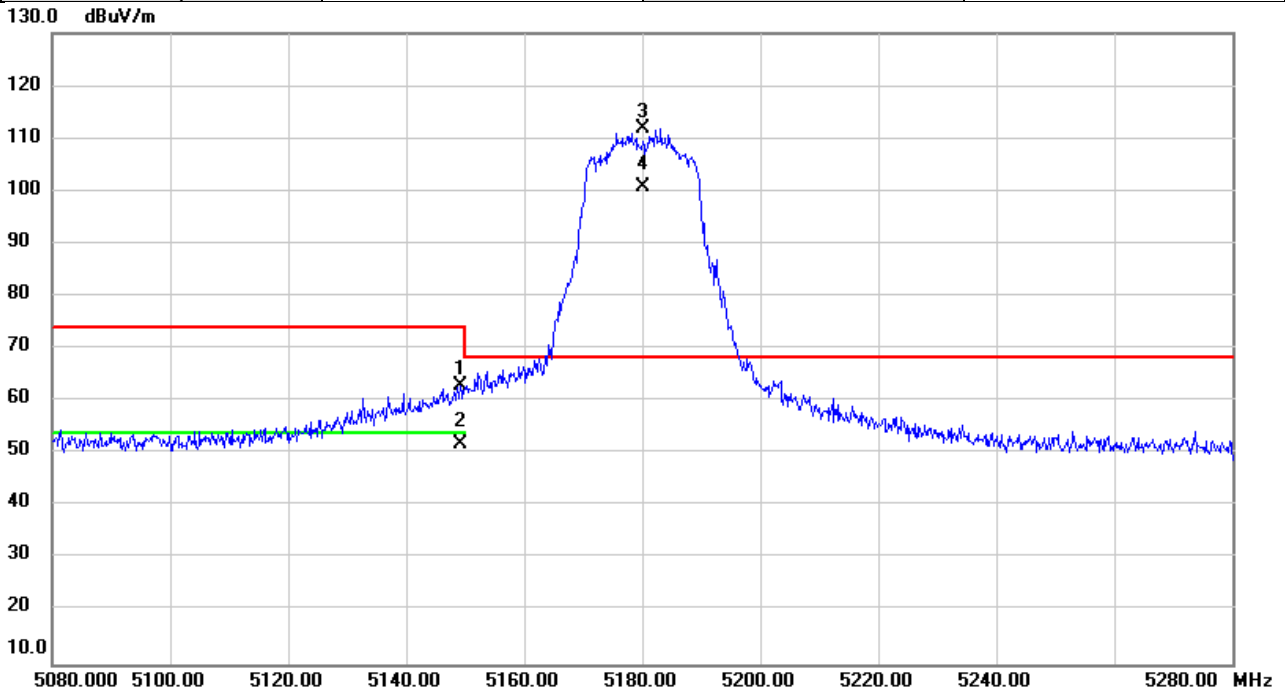


No.	Mk.	Freq.	Reading Level	Correct Factor	Measurement	Limit	Over	Detector	Comment
		MHz	dBuV	dB	dBuV/m	dBuV/m	dB		
1		5450.333	65.38	1.47	66.85	74.00	-7.15	peak	
2		5450.333	47.55	1.47	49.02	54.00	-4.98	AVG	
3		5462.893	61.46	1.48	62.94	68.20	-5.26	peak	
4	*	5570.000	95.19	1.63	96.82	74.00	22.82	peak	No Limit
5	X	5570.000	85.42	1.63	87.05	74.00	13.05	AVG	No Limit
6		5726.013	63.97	1.95	65.92	68.20	-2.28	peak	

REMARKS:

- (1) Measurement Value = Reading Level + Correct Factor.
- (2) Margin Level = Measurement Value - Limit Value.

Test Mode	IEEE 802.11ax (HE20)	Test Date	2023/2/15
Test Frequency	5180MHz	Polarization	Horizontal
Temp	23°C	Hum.	59%

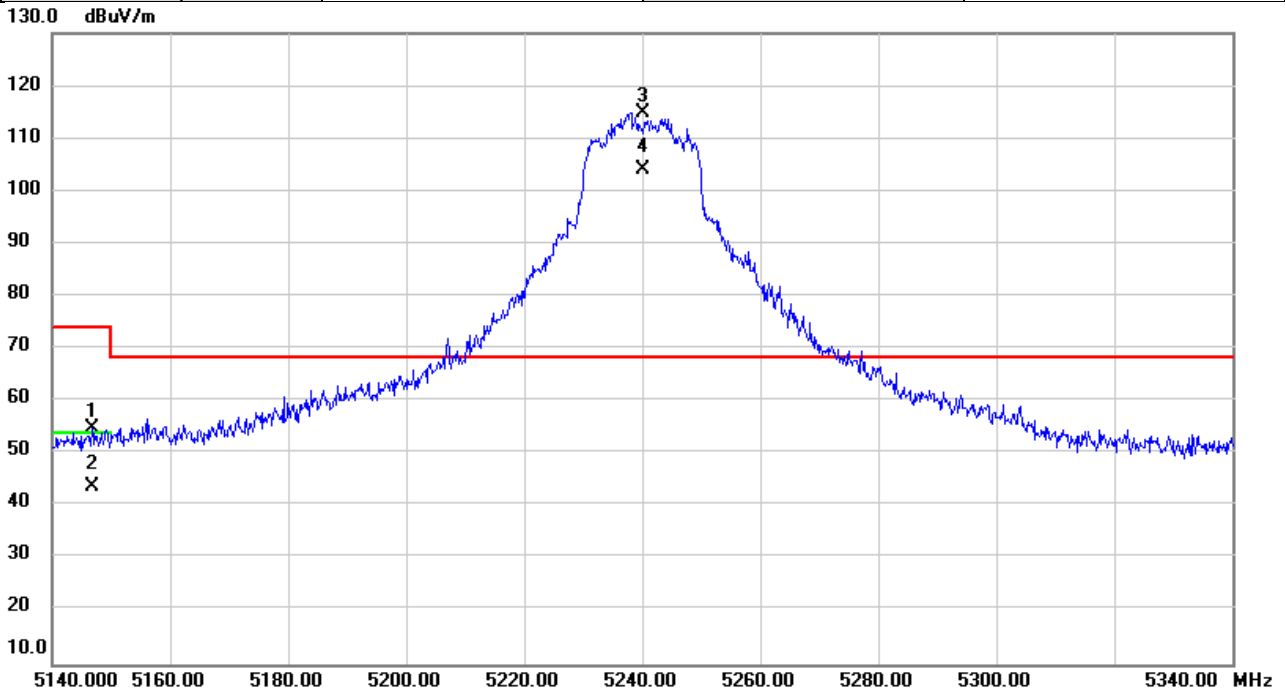


No.	Mk.	Freq.	Reading Level	Correct Factor	Measurement	Limit	Over	Detector	Comment
		MHz	dBuV	dB	dBuV/m	dBuV/m	dB		
1		5149.147	61.55	1.38	62.93	74.00	-11.07	peak	
2		5149.147	50.48	1.38	51.86	54.00	-2.14	AVG	
3	*	5180.000	110.42	1.39	111.81	68.20	43.61	peak	No Limit
4	X	5180.000	99.22	1.39	100.61	68.20	32.41	AVG	No Limit

REMARKS:

- (1) Measurement Value = Reading Level + Correct Factor.
- (2) Margin Level = Measurement Value - Limit Value.

Test Mode	IEEE 802.11ax (HE20)	Test Date	2023/2/15
Test Frequency	5240MHz	Polarization	Horizontal
Temp	23°C	Hum.	59%

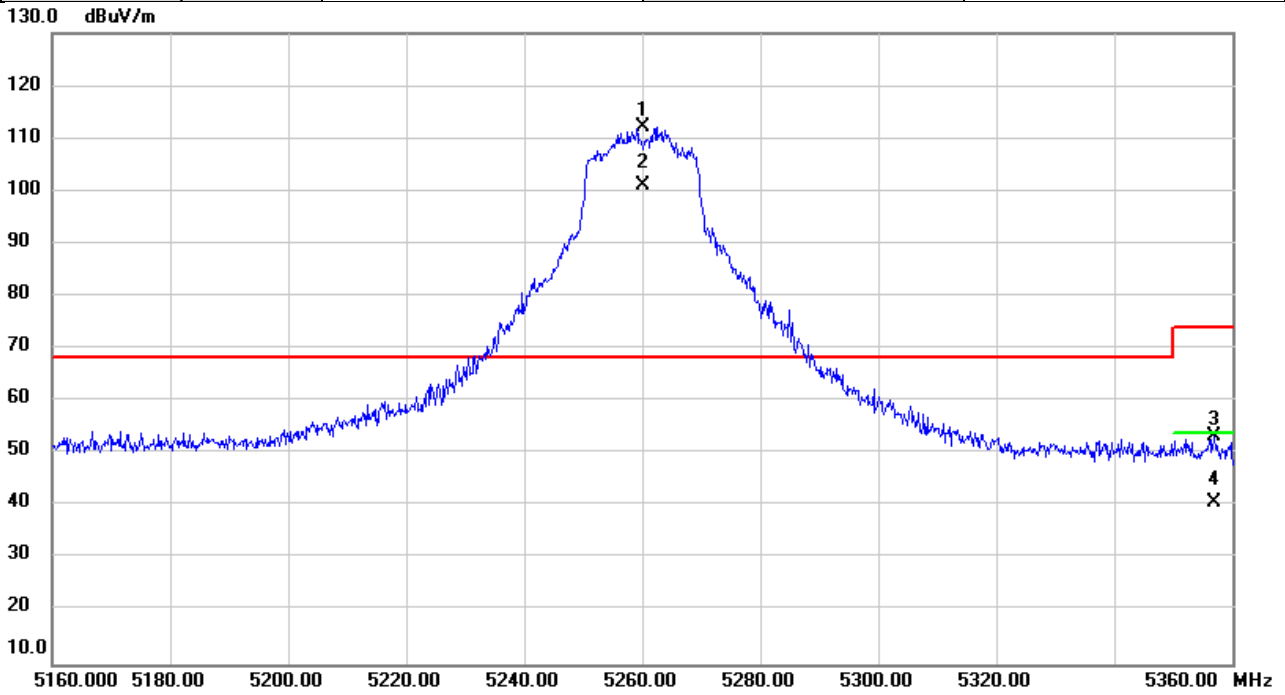


No.	Mk.	Freq.	Reading Level	Correct Factor	Measurement	Limit	Over	Detector	Comment
		MHz	dBuV	dB	dBuV/m	dBuV/m	dB		
1		5146.727	53.46	1.37	54.83	74.00	-19.17	peak	
2		5146.727	42.23	1.37	43.60	54.00	-10.40	AVG	
3	*	5240.000	113.33	1.40	114.73	68.20	46.53	peak	No Limit
4	X	5240.000	102.52	1.40	103.92	68.20	35.72	AVG	No Limit

REMARKS:

- (1) Measurement Value = Reading Level + Correct Factor.
- (2) Margin Level = Measurement Value - Limit Value.

Test Mode	IEEE 802.11ax (HE20)	Test Date	2023/2/15
Test Frequency	5260MHz	Polarization	Horizontal
Temp	23°C	Hum.	59%

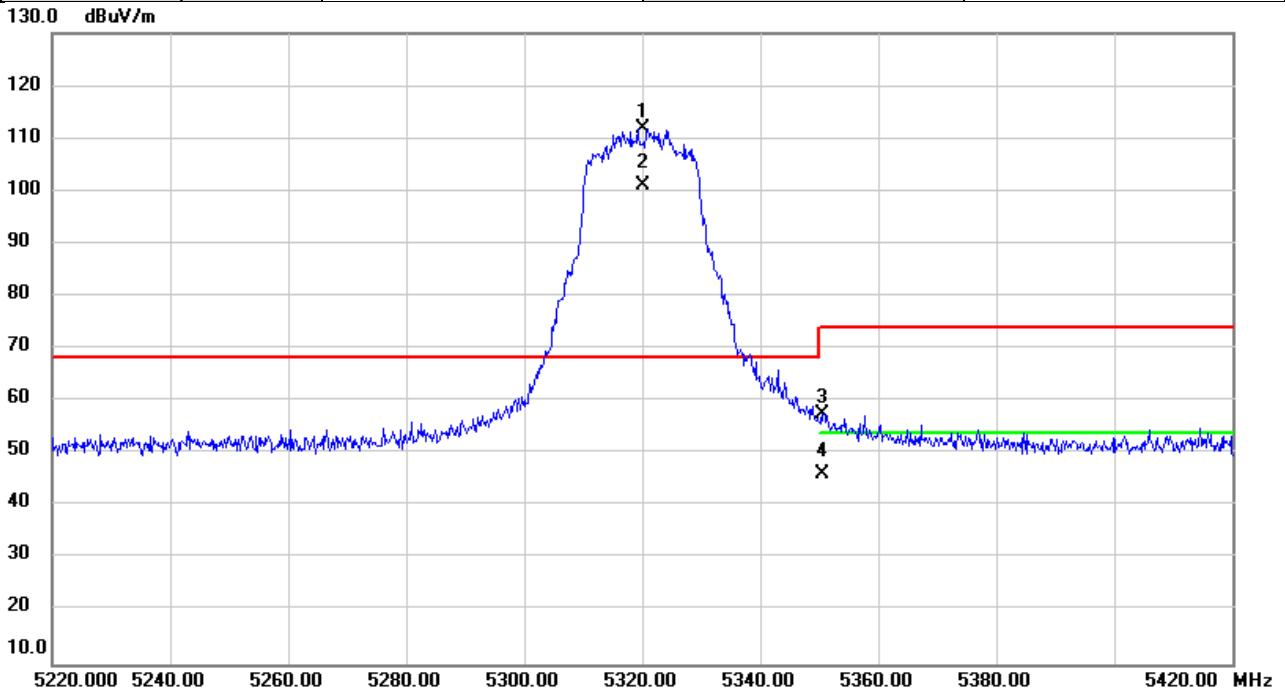


No.	Mk.	Freq.	Reading Level	Correct Factor	Measurement	Limit	Over	Detector	Comment
		MHz	dBuV	dB	dBuV/m	dBuV/m	dB		
1	*	5260.000	110.79	1.41	112.20	68.20	44.00	peak	No Limit
2	X	5260.000	99.62	1.41	101.03	68.20	32.83	AVG	No Limit
3		5357.007	51.93	1.44	53.37	74.00	-20.63	peak	
4		5357.007	39.24	1.44	40.68	54.00	-13.32	AVG	

REMARKS:

- (1) Measurement Value = Reading Level + Correct Factor.
- (2) Margin Level = Measurement Value - Limit Value.

Test Mode	IEEE 802.11ax (HE20)	Test Date	2023/2/15
Test Frequency	5320MHz	Polarization	Horizontal
Temp	23°C	Hum.	59%

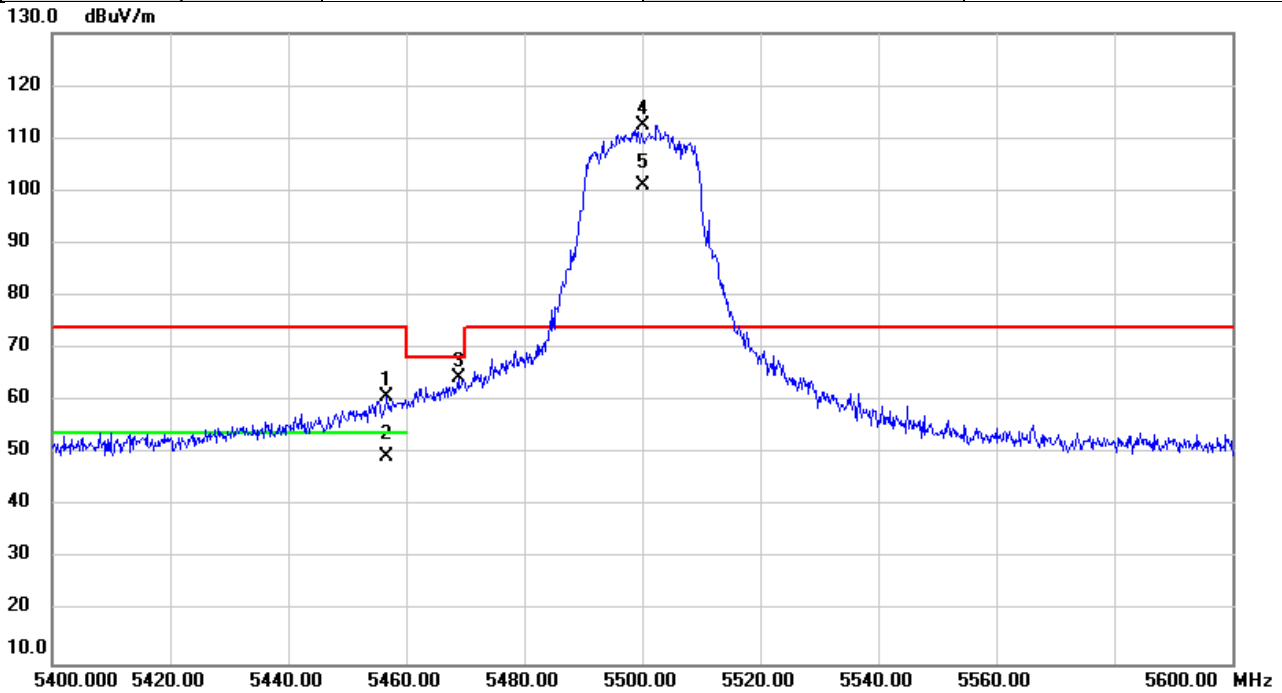


No.	Mk.	Freq.	Reading Level	Correct Factor	Measurement	Limit	Over	Detector	Comment
		MHz	dBuV	dB	dBuV/m	dBuV/m	dB		
1	*	5320.000	110.48	1.42	111.90	68.20	43.70	peak	No Limit
2	X	5320.000	99.48	1.42	100.90	68.20	32.70	AVG	No Limit
3		5350.620	56.02	1.43	57.45	74.00	-16.55	peak	
4		5350.620	44.81	1.43	46.24	54.00	-7.76	AVG	

REMARKS:

- (1) Measurement Value = Reading Level + Correct Factor.
- (2) Margin Level = Measurement Value - Limit Value.

Test Mode	IEEE 802.11ax (HE20)	Test Date	2023/2/15
Test Frequency	5500MHz	Polarization	Horizontal
Temp	23°C	Hum.	59%

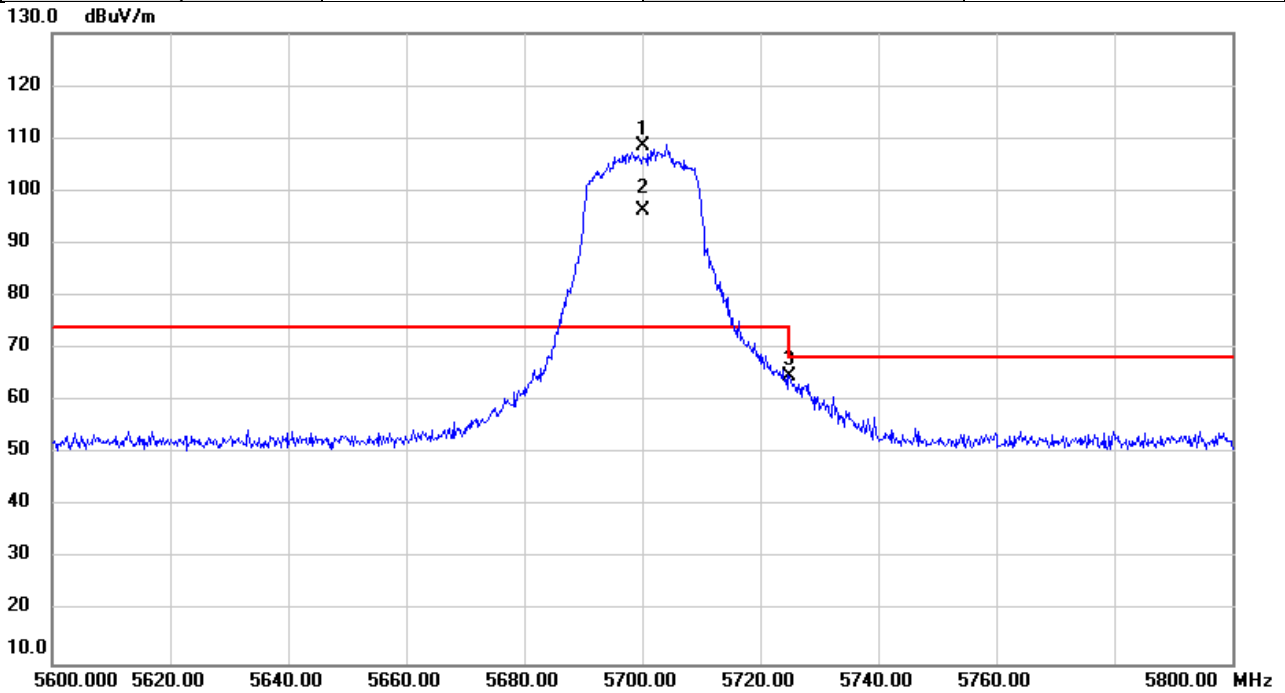


No.	Mk.	Freq.	Reading Level	Correct Factor	Measurement	Limit	Over	Detector	Comment
		MHz	dBuV	dB	dBuV/m	dBuV/m	dB		
1		5456.740	59.40	1.47	60.87	74.00	-13.13	peak	
2		5456.740	47.92	1.47	49.39	54.00	-4.61	AVG	
3		5468.953	63.08	1.48	64.56	68.20	-3.64	peak	
4	*	5500.000	111.06	1.49	112.55	74.00	38.55	peak	No Limit
5	X	5500.000	99.65	1.49	101.14	74.00	27.14	AVG	No Limit

REMARKS:

- (1) Measurement Value = Reading Level + Correct Factor.
- (2) Margin Level = Measurement Value - Limit Value.

Test Mode	IEEE 802.11ax (HE20)	Test Date	2023/2/15
Test Frequency	5700MHz	Polarization	Horizontal
Temp	23°C	Hum.	59%

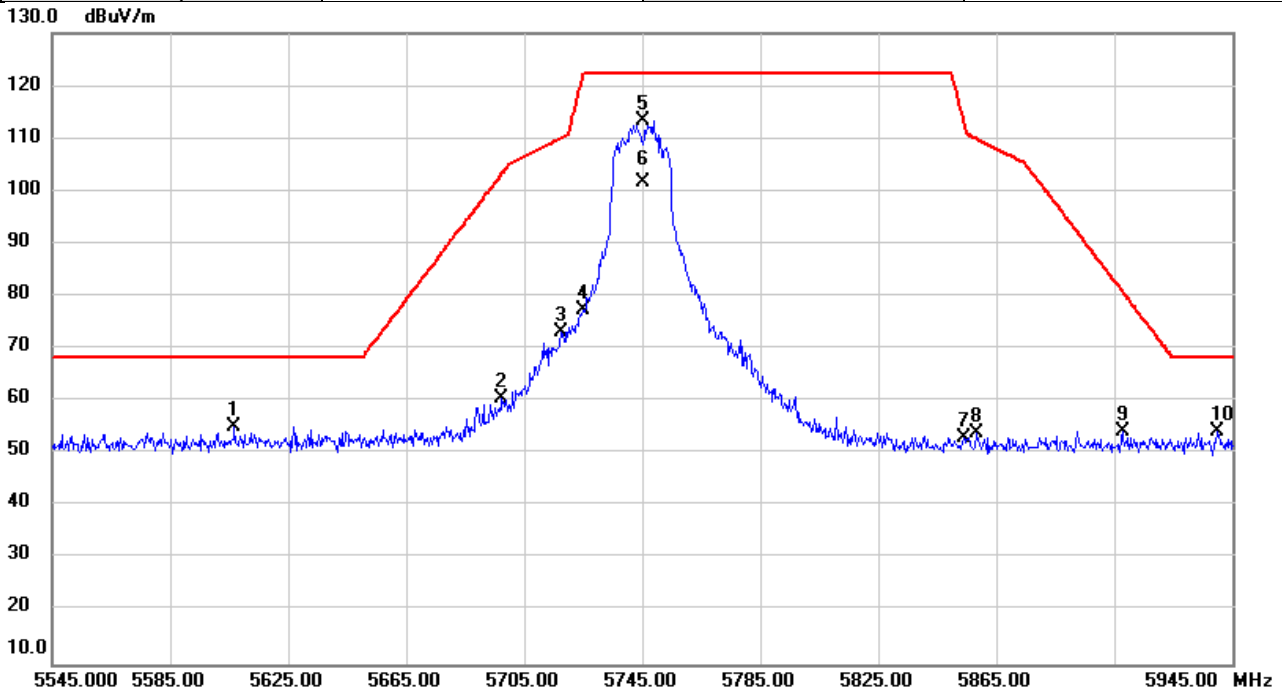


No.	Mk.	Freq.	Reading Level	Correct Factor	Measurement	Limit	Over	Detector	Comment
		MHz	dBuV	dB	dBuV/m	dBuV/m	dB		
1	*	5700.000	106.81	1.89	108.70	74.00	34.70	peak	No Limit
2	X	5700.000	94.48	1.89	96.37	74.00	22.37	AVG	No Limit
3		5725.000	62.69	1.95	64.64	68.20	-3.56	peak	

REMARKS:

- (1) Measurement Value = Reading Level + Correct Factor.
- (2) Margin Level = Measurement Value - Limit Value.

Test Mode	IEEE 802.11ax (HE20)	Test Date	2023/2/15
Test Frequency	5745MHz	Polarization	Horizontal
Temp	23°C	Hum.	59%

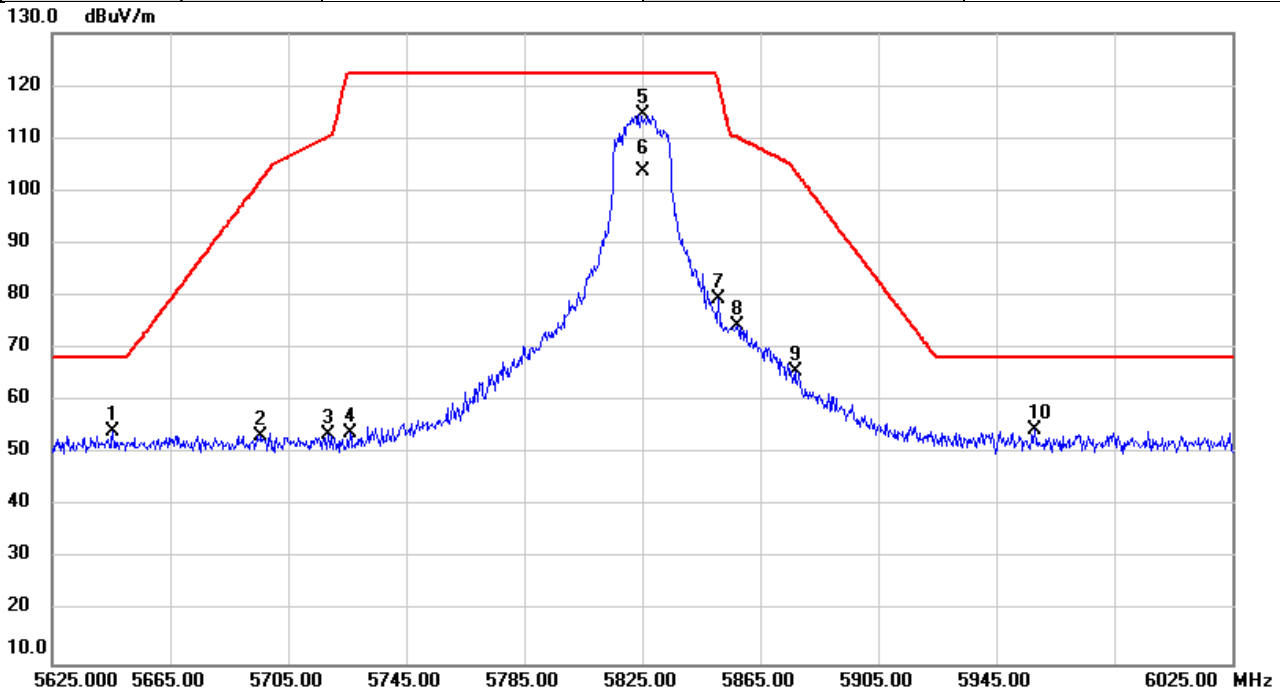


No.	Mk.	Freq.	Reading Level	Correct Factor	Measurement	Limit	Over	Detector	Comment
		MHz	dBuV	dB	dBuV/m	dBuV/m	dB		
1		5606.667	53.38	1.70	55.08	68.20	-13.12	peak	
2		5697.480	58.58	1.89	60.47	103.34	-42.87	peak	
3		5717.733	71.18	1.92	73.10	110.17	-37.07	peak	
4		5725.107	75.54	1.95	77.49	122.20	-44.71	peak	
5	*	5745.000	111.30	1.98	113.28	122.20	-8.92	peak	No Limit
6		5745.000	99.64	1.98	101.62	122.20	-20.58	AVG	No Limit
7		5853.960	50.88	2.21	53.09	113.17	-60.08	peak	
8		5858.160	51.88	2.21	54.09	109.91	-55.82	peak	
9		5907.760	52.02	2.31	54.33	80.92	-26.59	peak	
10		5939.933	52.02	2.38	54.40	68.20	-13.80	peak	

REMARKS:

- (1) Measurement Value = Reading Level + Correct Factor.
- (2) Margin Level = Measurement Value - Limit Value.

Test Mode	IEEE 802.11ax (HE20)	Test Date	2023/2/15
Test Frequency	5825MHz	Polarization	Horizontal
Temp	23°C	Hum.	59%

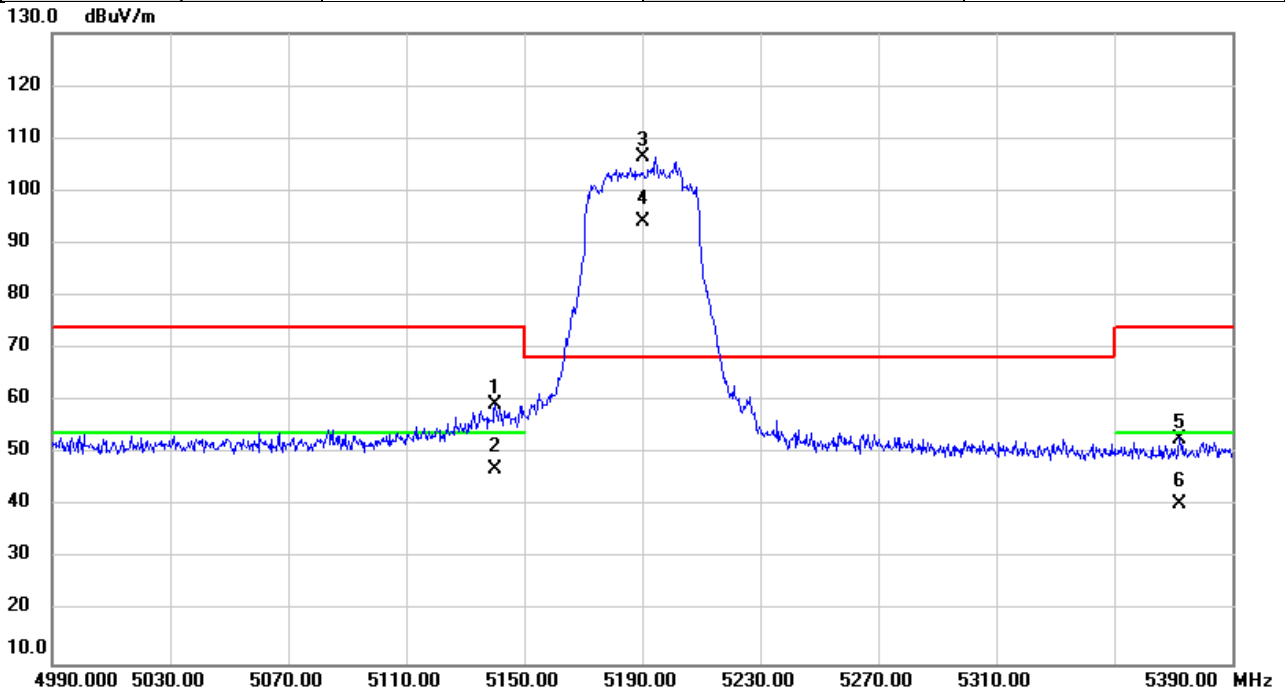


No.	Mk.	Freq.	Reading Level	Correct Factor	Measurement	Limit	Over	Detector	Comment
		MHz	dBuV	dB	dBuV/m	dBuV/m	dB		
1		5645.747	52.36	1.78	54.14	68.20	-14.06	peak	
2		5695.867	51.60	1.88	53.48	102.15	-48.67	peak	
3		5718.360	51.80	1.93	53.73	110.34	-56.61	peak	
4		5725.933	51.95	1.95	53.90	122.20	-68.30	peak	
5	*	5825.000	112.48	2.16	114.64	122.20	-7.56	peak	No Limit
6		5825.000	101.52	2.16	103.68	122.20	-18.52	AVG	No Limit
7		5850.787	77.25	2.20	79.45	120.40	-40.95	peak	
8		5857.013	72.14	2.21	74.35	110.24	-35.89	peak	
9		5876.813	63.52	2.26	65.78	103.85	-38.07	peak	
10		5957.947	52.25	2.41	54.66	68.20	-13.54	peak	

REMARKS:

- (1) Measurement Value = Reading Level + Correct Factor.
- (2) Margin Level = Measurement Value - Limit Value.

Test Mode	IEEE 802.11ax (HE40)	Test Date	2023/2/16
Test Frequency	5190MHz	Polarization	Horizontal
Temp	23°C	Hum.	59%

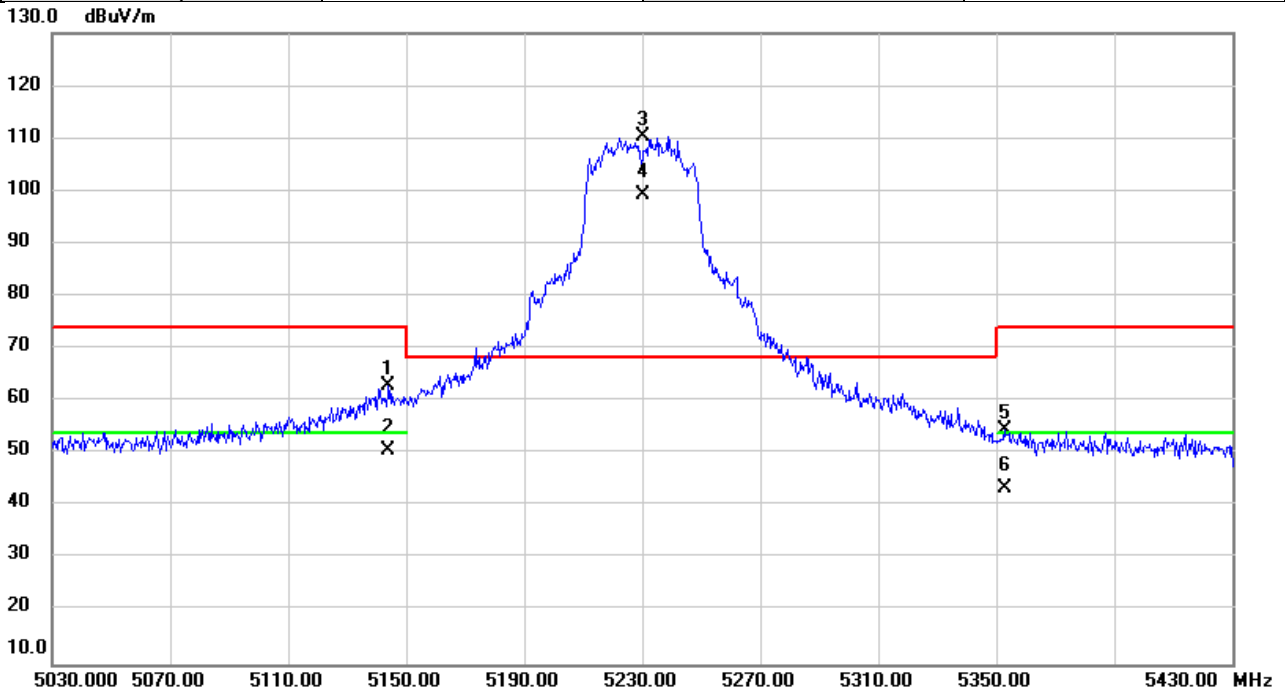


No.	Mk.	Freq.	Reading Level	Correct Factor	Measurement	Limit	Over	Detector	Comment
		MHz	dBuV	dB	dBuV/m	dBuV/m	dB		
1		5140.040	57.96	1.37	59.33	74.00	-14.67	peak	
2		5140.040	45.77	1.37	47.14	54.00	-6.86	AVG	
3	*	5190.000	104.93	1.38	106.31	68.20	38.11	peak	No Limit
4	X	5190.000	92.82	1.38	94.20	68.20	26.00	AVG	No Limit
5		5372.120	51.45	1.45	52.90	74.00	-21.10	peak	
6		5372.120	39.09	1.45	40.54	54.00	-13.46	AVG	

REMARKS:

- (1) Measurement Value = Reading Level + Correct Factor.
- (2) Margin Level = Measurement Value - Limit Value.

Test Mode	IEEE 802.11ax (HE40)	Test Date	2023/2/16
Test Frequency	5230MHz	Polarization	Horizontal
Temp	23°C	Hum.	59%

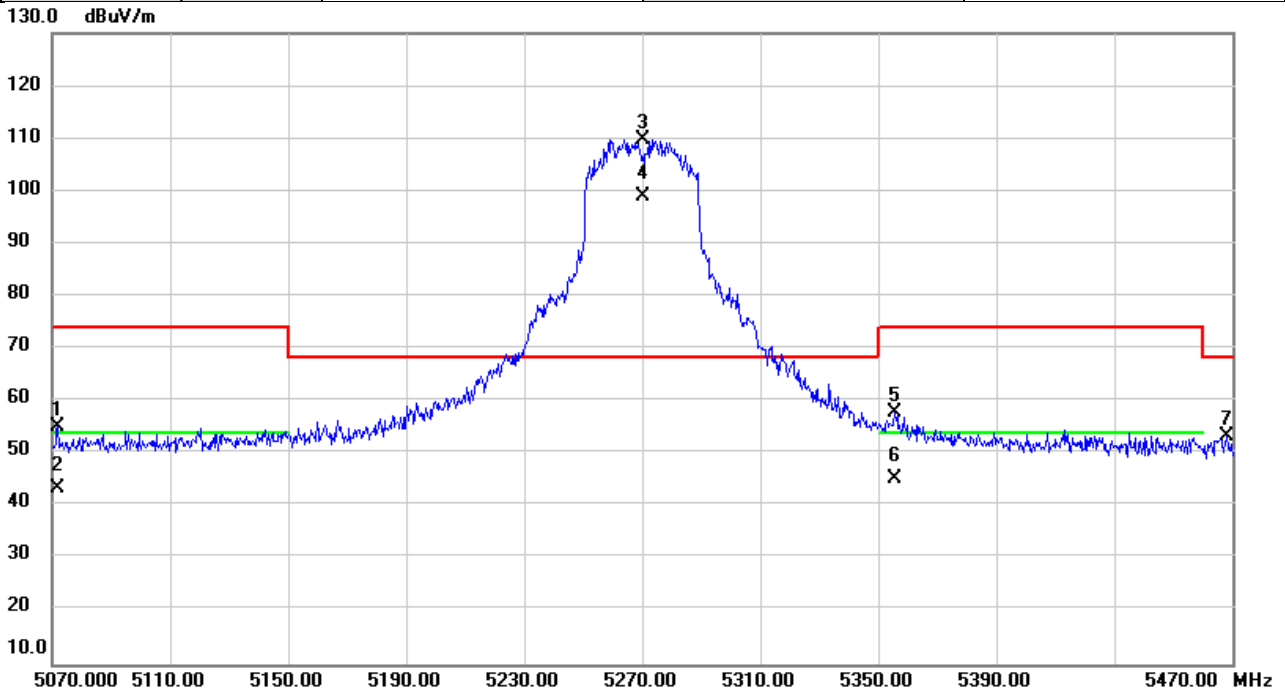


No.	Mk.	Freq.	Reading Level	Correct Factor	Measurement	Limit	Over	Detector	Comment
		MHz	dBuV	dB	dBuV/m	dBuV/m	dB		
1		5144.067	61.57	1.37	62.94	74.00	-11.06	peak	
2		5144.067	49.32	1.37	50.69	54.00	-3.31	AVG	
3	*	5230.000	108.84	1.40	110.24	68.20	42.04	peak	No Limit
4	X	5230.000	97.80	1.40	99.20	68.20	31.00	AVG	No Limit
5		5352.733	53.14	1.44	54.58	74.00	-19.42	peak	
6		5352.733	41.88	1.44	43.32	54.00	-10.68	AVG	

REMARKS:

- (1) Measurement Value = Reading Level + Correct Factor.
- (2) Margin Level = Measurement Value - Limit Value.

Test Mode	IEEE 802.11ax (HE40)	Test Date	2023/2/16
Test Frequency	5270MHz	Polarization	Horizontal
Temp	23°C	Hum.	59%

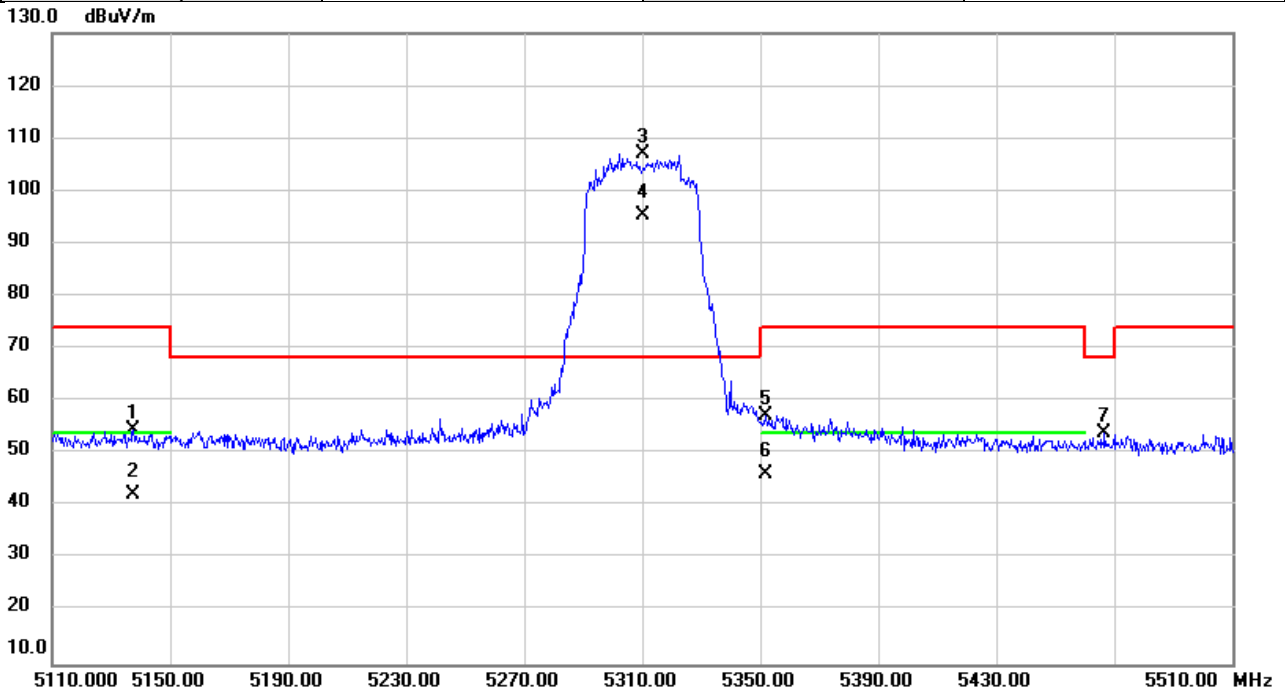


No.	Mk.	Freq.	Reading Level	Correct Factor	Measurement	Limit	Over	Detector	Comment
		MHz	dBuV	dB	dBuV/m	dBuV/m	dB		
1		5071.853	53.79	1.35	55.14	74.00	-18.86	peak	
2		5071.853	42.05	1.35	43.40	54.00	-10.60	AVG	
3	*	5270.000	108.38	1.41	109.79	68.20	41.59	peak	No Limit
4	X	5270.000	97.49	1.41	98.90	68.20	30.70	AVG	No Limit
5		5355.507	56.26	1.44	57.70	74.00	-16.30	peak	
6		5355.507	43.90	1.44	45.34	54.00	-8.66	AVG	
7		5468.400	51.93	1.48	53.41	68.20	-14.79	peak	

REMARKS:

- (1) Measurement Value = Reading Level + Correct Factor.
- (2) Margin Level = Measurement Value - Limit Value.

Test Mode	IEEE 802.11ax (HE40)	Test Date	2023/2/16
Test Frequency	5310MHz	Polarization	Horizontal
Temp	23°C	Hum.	59%

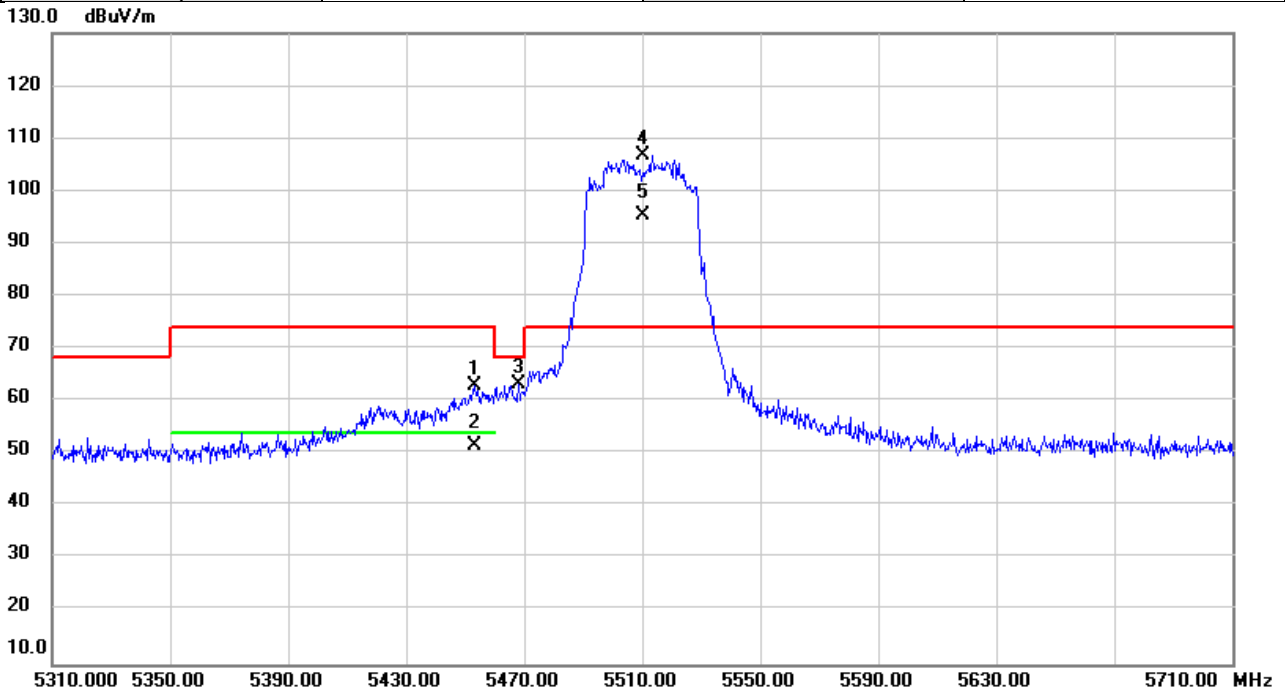


No.	Mk.	Freq.	Reading Level	Correct Factor	Measurement	Limit	Over	Detector	Comment
		MHz	dBuV	dB	dBuV/m	dBuV/m	dB		
1		5137.427	53.07	1.37	54.44	74.00	-19.56	peak	
2		5137.427	40.73	1.37	42.10	54.00	-11.90	AVG	
3	*	5310.000	105.62	1.43	107.05	68.20	38.85	peak	No Limit
4	X	5310.000	93.99	1.43	95.42	68.20	27.22	AVG	No Limit
5		5351.627	55.90	1.44	57.34	74.00	-16.66	peak	
6		5351.627	44.58	1.44	46.02	54.00	-7.98	AVG	
7		5466.453	52.48	1.48	53.96	68.20	-14.24	peak	

REMARKS:

- (1) Measurement Value = Reading Level + Correct Factor.
- (2) Margin Level = Measurement Value - Limit Value.

Test Mode	IEEE 802.11ax (HE40)	Test Date	2023/2/16
Test Frequency	5510MHz	Polarization	Horizontal
Temp	23°C	Hum.	59%

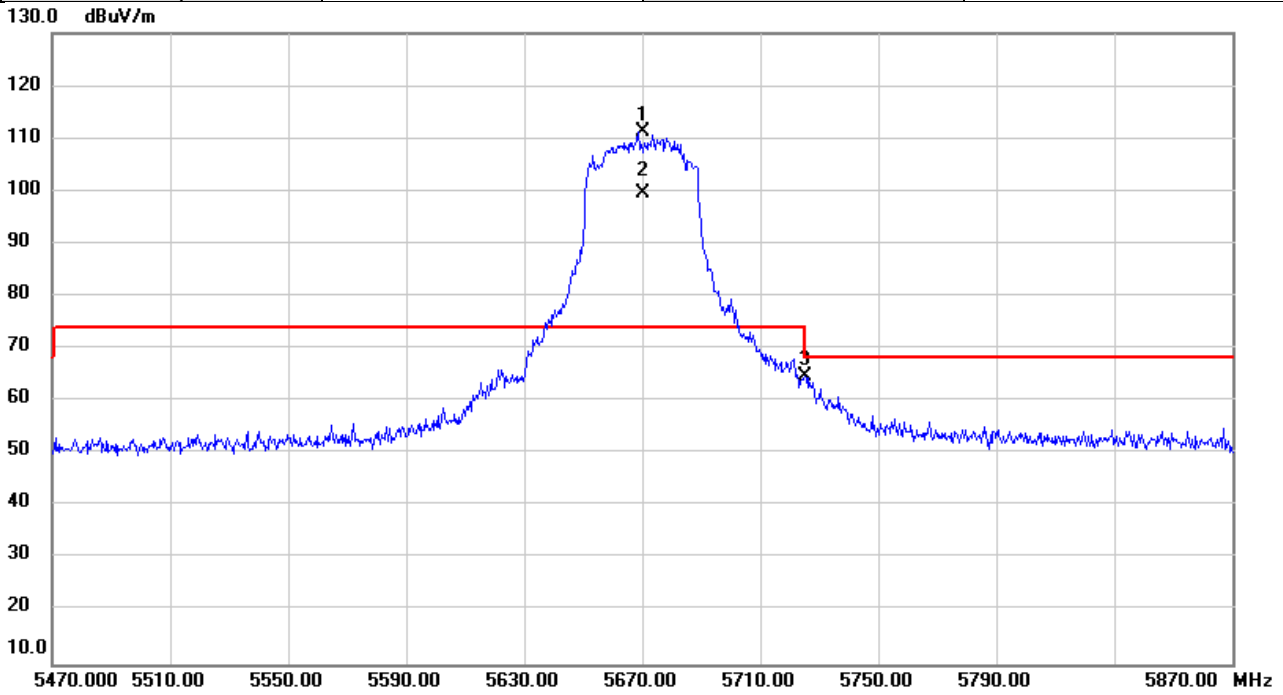


No.	Mk.	Freq.	Reading Level	Correct Factor	Measurement	Limit	Over	Detector	Comment
		MHz	dBuV	dB	dBuV/m	dBuV/m	dB		
1		5453.307	61.40	1.47	62.87	74.00	-11.13	peak	
2		5453.307	50.18	1.47	51.65	54.00	-2.35	AVG	
3		5468.173	61.69	1.48	63.17	68.20	-5.03	peak	
4	*	5510.000	105.21	1.51	106.72	74.00	32.72	peak	No Limit
5	X	5510.000	93.70	1.51	95.21	74.00	21.21	AVG	No Limit

REMARKS:

- (1) Measurement Value = Reading Level + Correct Factor.
- (2) Margin Level = Measurement Value - Limit Value.

Test Mode	IEEE 802.11ax (HE40)	Test Date	2023/2/16
Test Frequency	5670MHz	Polarization	Horizontal
Temp	23°C	Hum.	59%

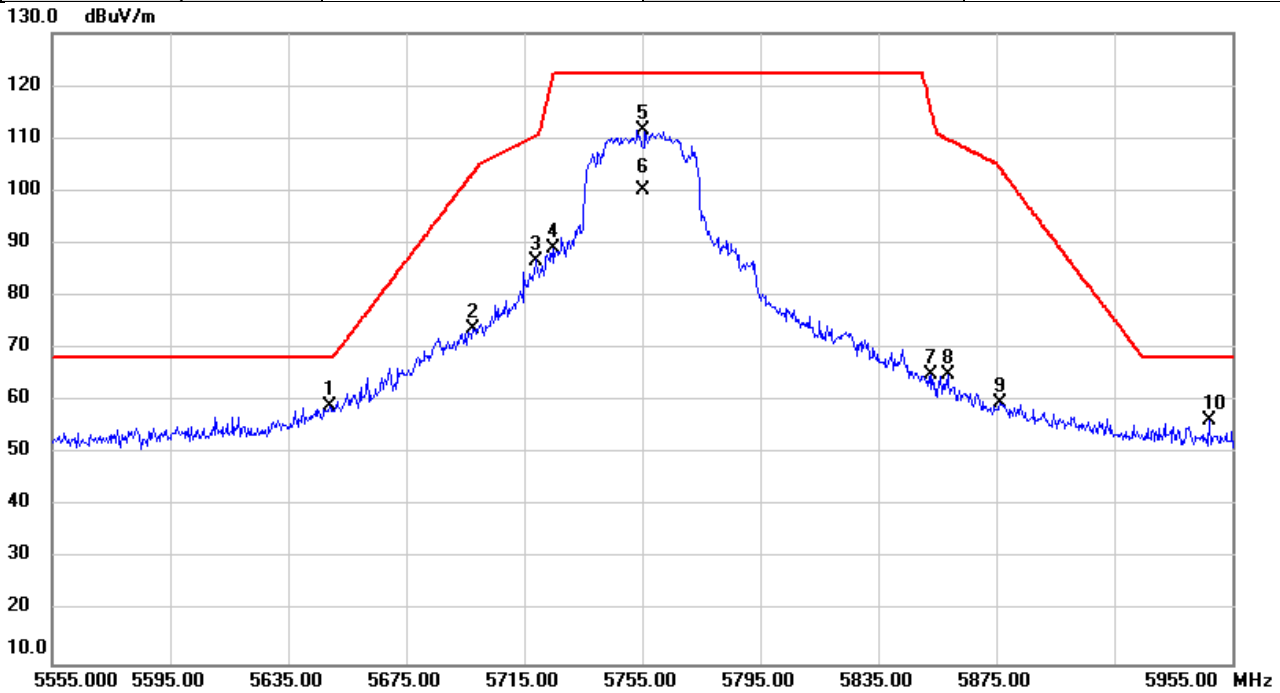


No.	Mk.	Freq.	Reading Level	Correct Factor	Measurement	Limit	Over	Detector	Comment
		MHz	dBuV	dB	dBuV/m	dBuV/m	dB		
1	*	5670.000	109.40	1.83	111.23	74.00	37.23	peak	No Limit
2	X	5670.000	97.83	1.83	99.66	74.00	25.66	AVG	No Limit
3		5725.200	62.82	1.95	64.77	68.20	-3.43	peak	

REMARKS:

- (1) Measurement Value = Reading Level + Correct Factor.
- (2) Margin Level = Measurement Value - Limit Value.

Test Mode	IEEE 802.11ax (HE40)	Test Date	2023/2/16
Test Frequency	5755MHz	Polarization	Horizontal
Temp	23°C	Hum.	59%

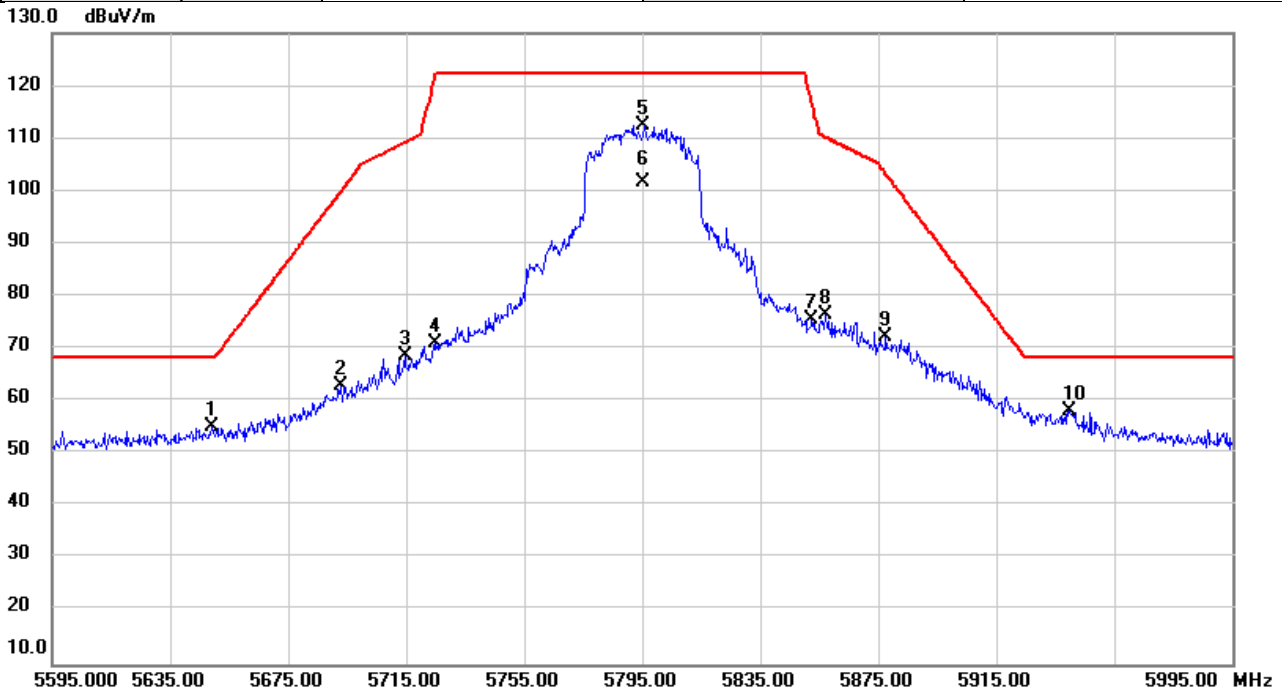


No.	Mk.	Freq.	Reading Level	Correct Factor	Measurement	Limit	Over	Detector	Comment
		MHz	dBuV	dB	dBuV/m	dBuV/m	dB		
1	*	5649.333	57.27	1.79	59.06	68.20	-9.14	peak	
2		5697.747	71.82	1.89	73.71	103.54	-29.83	peak	
3		5718.973	84.87	1.93	86.80	110.51	-23.71	peak	
4		5724.920	87.25	1.93	89.18	122.02	-32.84	peak	
5		5755.000	109.46	2.01	111.47	122.20	-10.73	peak	No Limit
6		5755.000	98.15	2.01	100.16	122.20	-22.04	AVG	No Limit
7		5853.093	62.78	2.20	64.98	115.15	-50.17	peak	
8		5858.533	62.95	2.22	65.17	109.81	-44.64	peak	
9		5876.200	57.39	2.26	59.65	104.31	-44.66	peak	
10		5947.373	54.06	2.40	56.46	68.20	-11.74	peak	

REMARKS:

- (1) Measurement Value = Reading Level + Correct Factor.
- (2) Margin Level = Measurement Value - Limit Value.

Test Mode	IEEE 802.11ax (HE40)	Test Date	2023/2/16
Test Frequency	5795MHz	Polarization	Horizontal
Temp	23°C	Hum.	59%

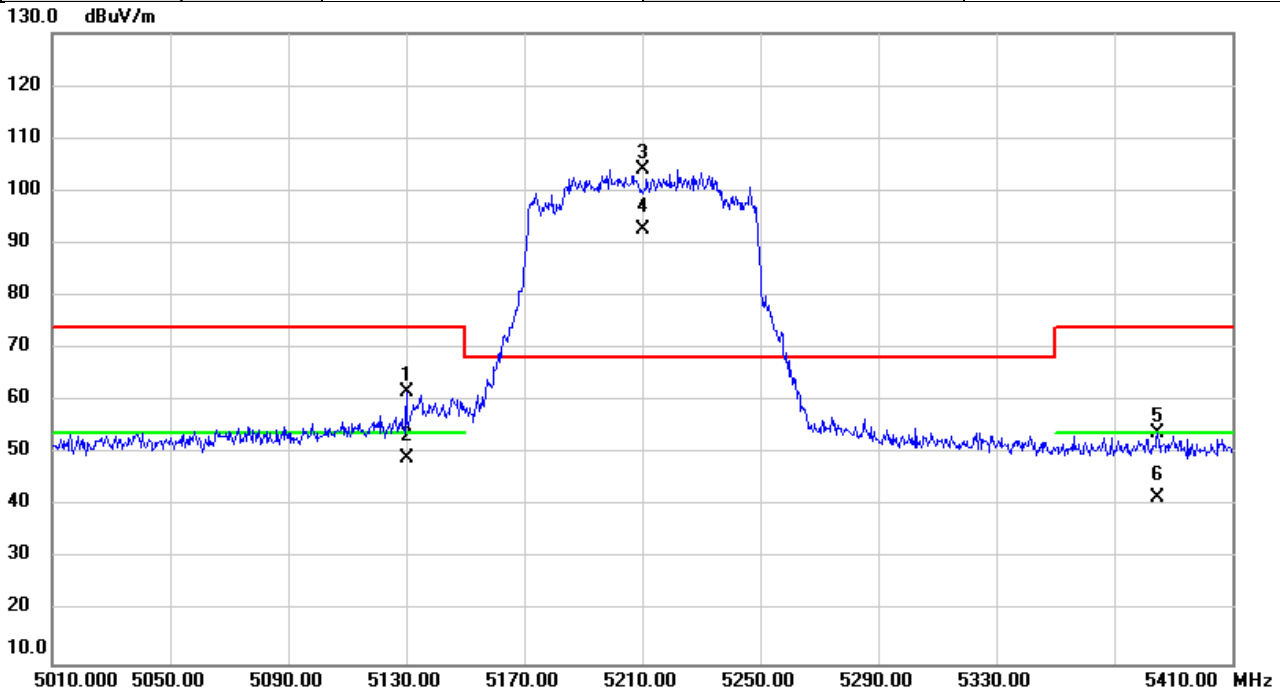


No.	Mk.	Freq.	Reading Level	Correct Factor	Measurement	Limit	Over	Detector	Comment
		MHz	dBuV	dB	dBuV/m	dBuV/m	dB		
1		5649.080	53.37	1.79	55.16	68.20	-13.04	peak	
2		5692.653	60.97	1.88	62.85	99.78	-36.93	peak	
3		5714.533	66.66	1.92	68.58	109.27	-40.69	peak	
4		5724.653	69.02	1.93	70.95	121.41	-50.46	peak	
5	*	5795.000	110.43	2.09	112.52	122.20	-9.68	peak	No Limit
6		5795.000	99.55	2.09	101.64	122.20	-20.56	AVG	No Limit
7		5852.320	73.48	2.20	75.68	116.91	-41.23	peak	
8		5857.213	74.15	2.21	76.36	110.18	-33.82	peak	
9		5877.640	70.02	2.26	72.28	103.24	-30.96	peak	
10		5939.907	55.84	2.38	58.22	68.20	-9.98	peak	

REMARKS:

- (1) Measurement Value = Reading Level + Correct Factor.
- (2) Margin Level = Measurement Value - Limit Value.

Test Mode	IEEE 802.11ax (HE80)	Test Date	2023/2/16
Test Frequency	5210MHz	Polarization	Horizontal
Temp	23°C	Hum.	59%

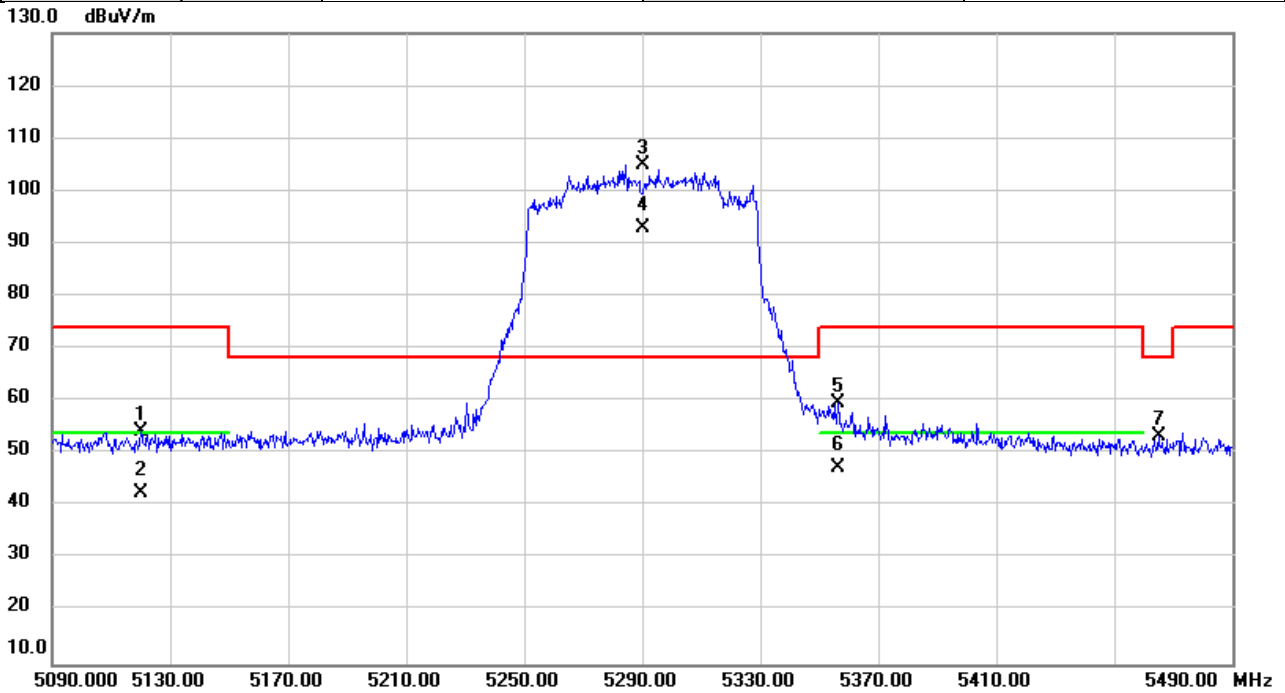


No.	Mk.	Freq.	Reading Level	Correct Factor	Measurement	Limit	Over	Detector	Comment
		MHz	dBuV	dB	dBuV/m	dBuV/m	dB		
1		5130.307	60.53	1.36	61.89	74.00	-12.11	peak	
2		5130.307	47.94	1.36	49.30	54.00	-4.70	AVG	
3	*	5210.000	102.55	1.39	103.94	68.20	35.74	peak	No Limit
4	X	5210.000	91.16	1.39	92.55	68.20	24.35	AVG	No Limit
5		5384.440	52.40	1.45	53.85	74.00	-20.15	peak	
6		5384.440	40.35	1.45	41.80	54.00	-12.20	AVG	

REMARKS:

- (1) Measurement Value = Reading Level + Correct Factor.
- (2) Margin Level = Measurement Value - Limit Value.

Test Mode	IEEE 802.11ax (HE80)	Test Date	2023/2/16
Test Frequency	5290MHz	Polarization	Horizontal
Temp	23°C	Hum.	59%

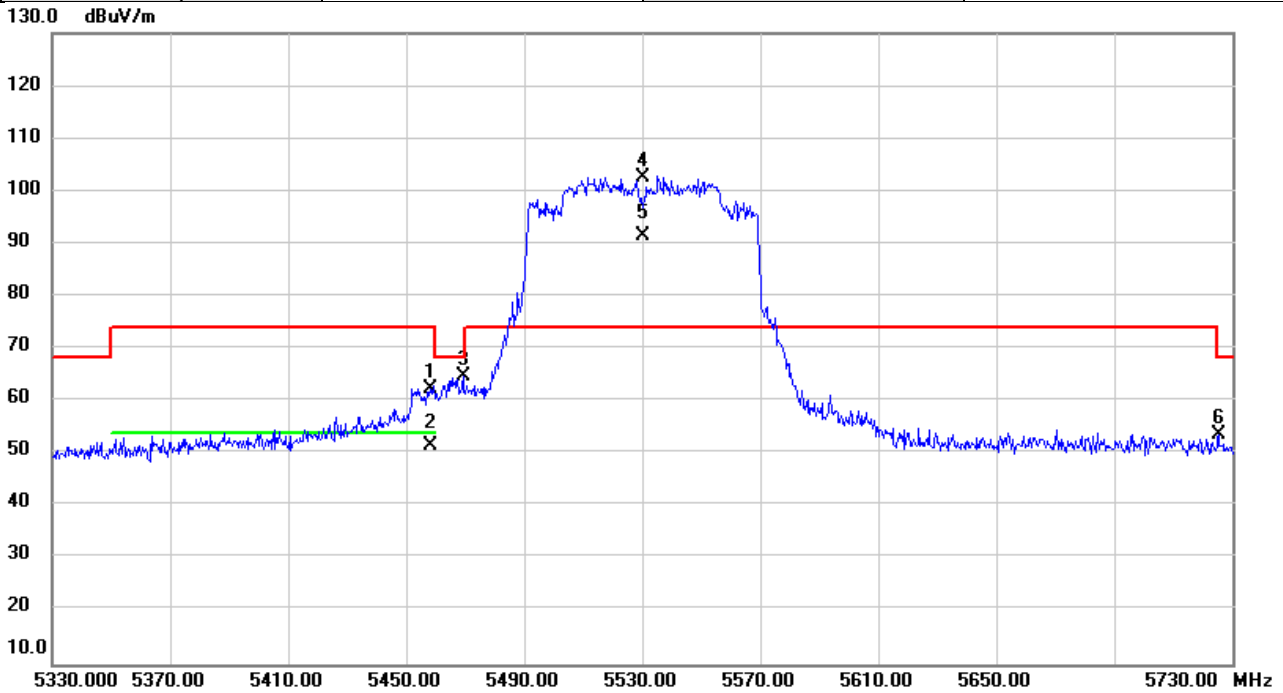


No.	Mk.	Freq.	Reading Level	Correct Factor	Measurement	Limit	Over	Detector	Comment
		MHz	dBuV	dB	dBuV/m	dBuV/m	dB		
1		5120.227	52.84	1.36	54.20	74.00	-19.80	peak	
2		5120.227	41.06	1.36	42.42	54.00	-11.58	AVG	
3	*	5290.000	103.49	1.42	104.91	68.20	36.71	peak	No Limit
4	X	5290.000	91.50	1.42	92.92	68.20	24.72	AVG	No Limit
5		5356.307	58.23	1.44	59.67	74.00	-14.33	peak	
6		5356.307	45.89	1.44	47.33	54.00	-6.67	AVG	
7		5465.133	51.72	1.48	53.20	68.20	-15.00	peak	

REMARKS:

- (1) Measurement Value = Reading Level + Correct Factor.
- (2) Margin Level = Measurement Value - Limit Value.

Test Mode	IEEE 802.11ax (HE80)	Test Date	2023/2/16
Test Frequency	5530MHz	Polarization	Horizontal
Temp	23°C	Hum.	59%

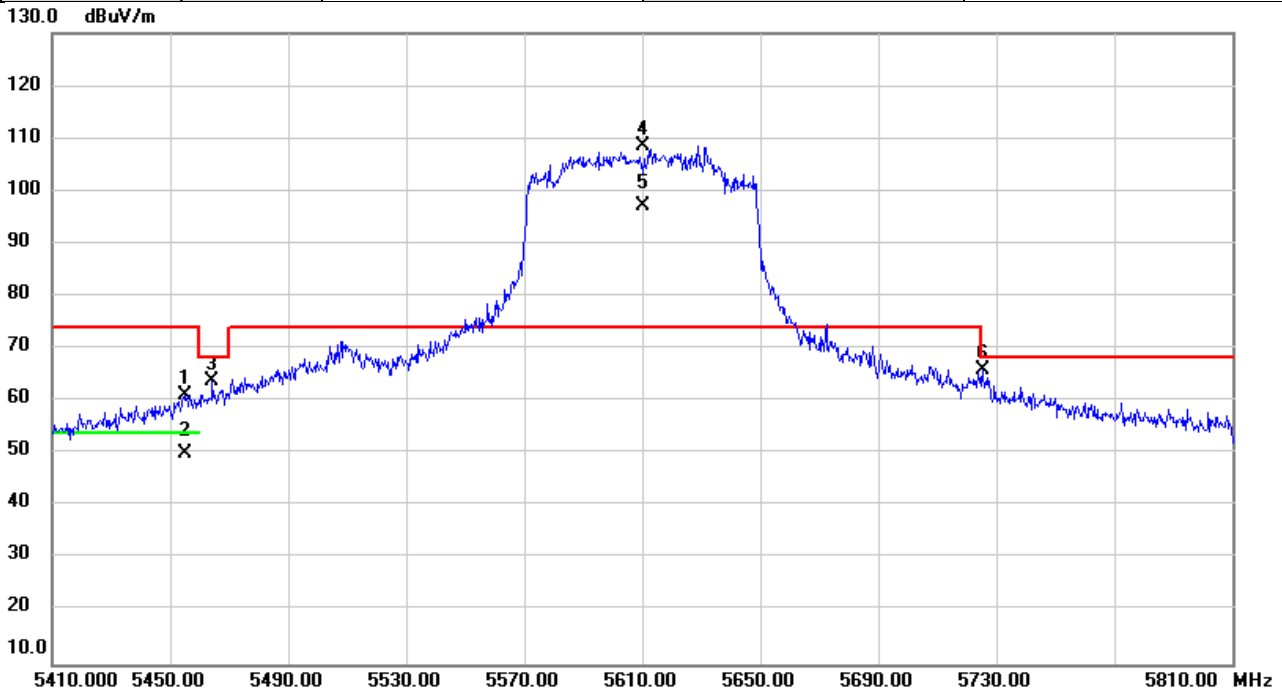


No.	Mk.	Freq.	Reading Level	Correct Factor	Measurement	Limit	Over	Detector	Comment
		MHz	dBuV	dB	dBuV/m	dBuV/m	dB		
1		5458.333	60.96	1.47	62.43	74.00	-11.57	peak	
2		5458.333	50.03	1.47	51.50	54.00	-2.50	AVG	
3		5469.547	63.22	1.48	64.70	68.20	-3.50	peak	
4	*	5530.000	101.15	1.55	102.70	74.00	28.70	peak	No Limit
5	X	5530.000	89.93	1.55	91.48	74.00	17.48	AVG	No Limit
6		5725.360	51.78	1.95	53.73	68.20	-14.47	peak	

REMARKS:

- (1) Measurement Value = Reading Level + Correct Factor.
- (2) Margin Level = Measurement Value - Limit Value.

Test Mode	IEEE 802.11ax (HE80)	Test Date	2023/2/16
Test Frequency	5610MHz	Polarization	Horizontal
Temp	23°C	Hum.	59%

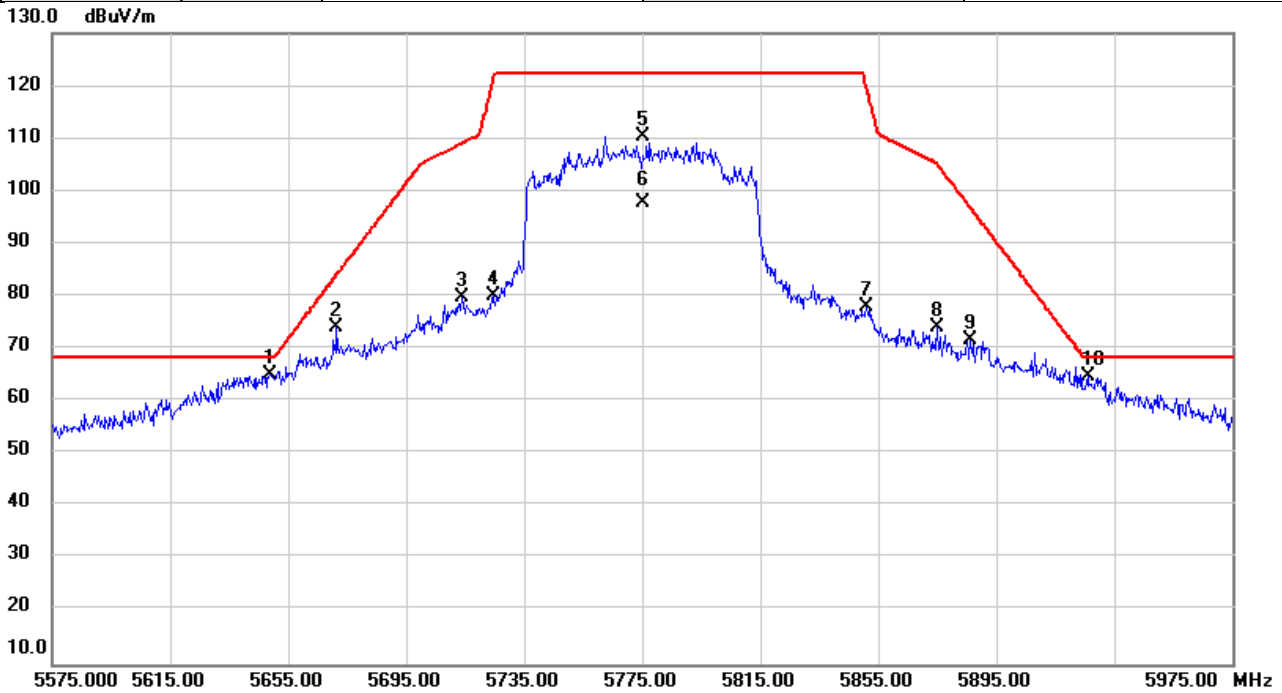


No.	Mk.	Freq.	Reading Level	Correct Factor	Measurement	Limit	Over	Detector	Comment
		MHz	dBuV	dB	dBuV/m	dBuV/m	dB		
1		5455.240	59.65	1.47	61.12	74.00	-12.88	peak	
2		5455.240	48.54	1.47	50.01	54.00	-3.99	AVG	
3		5464.280	62.36	1.48	63.84	68.20	-4.36	peak	
4	*	5610.000	106.84	1.71	108.55	74.00	34.55	peak	No Limit
5	X	5610.000	95.54	1.71	97.25	74.00	23.25	AVG	No Limit
6		5725.440	64.00	1.95	65.95	68.20	-2.25	peak	

REMARKS:

- (1) Measurement Value = Reading Level + Correct Factor.
- (2) Margin Level = Measurement Value - Limit Value.

Test Mode	IEEE 802.11ax (HE80)	Test Date	2023/2/16
Test Frequency	5775MHz	Polarization	Horizontal
Temp	23°C	Hum.	59%

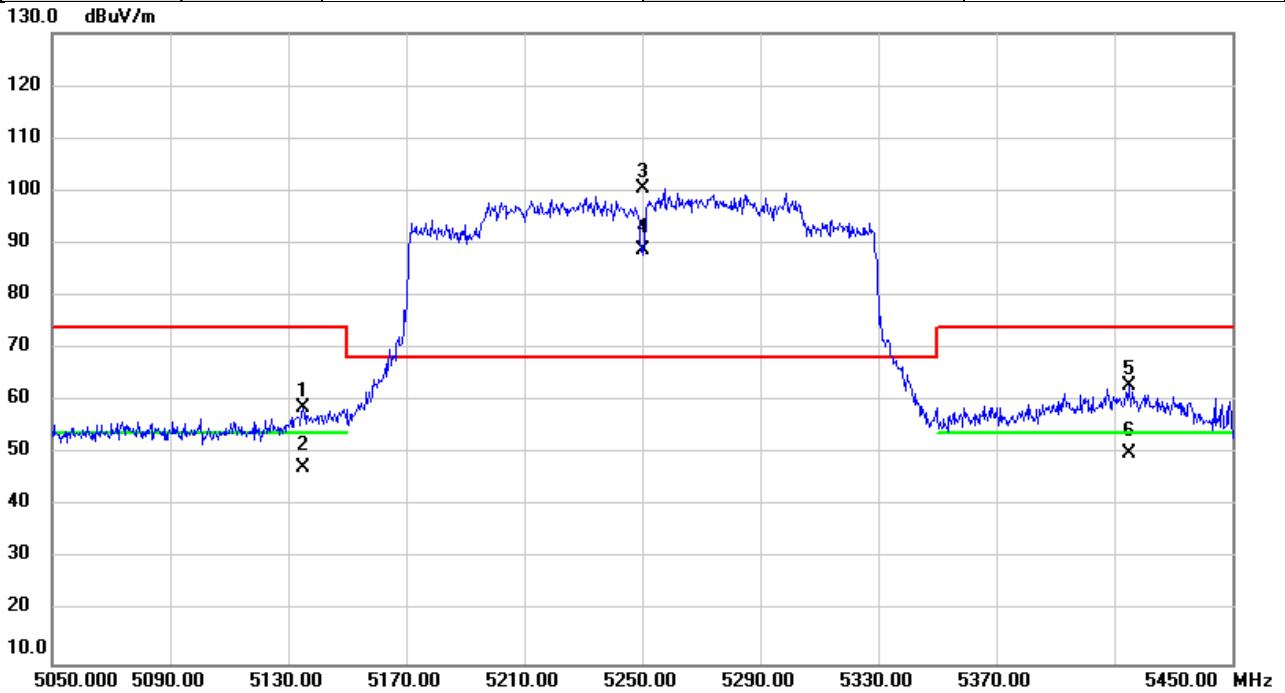


No.	Mk.	Freq.	Reading Level	Correct Factor	Measurement	Limit	Over	Detector	Comment
		MHz	dBuV	dB	dBuV/m	dBuV/m	dB		
1	*	5649.000	63.40	1.79	65.19	68.20	-3.01	peak	
2		5671.467	72.15	1.83	73.98	84.13	-10.15	peak	
3		5714.187	77.86	1.92	79.78	109.17	-29.39	peak	
4		5724.773	78.02	1.93	79.95	121.68	-41.73	peak	
5		5775.000	108.20	2.06	110.26	122.20	-11.94	peak	No Limit
6		5775.000	95.70	2.06	97.76	122.20	-24.44	AVG	No Limit
7		5851.133	75.61	2.20	77.81	119.62	-41.81	peak	
8		5874.960	71.85	2.24	74.09	105.21	-31.12	peak	
9		5886.267	69.28	2.27	71.55	96.84	-25.29	peak	
10		5926.120	62.46	2.36	64.82	68.20	-3.38	peak	

REMARKS:

- (1) Measurement Value = Reading Level + Correct Factor.
- (2) Margin Level = Measurement Value - Limit Value.

Test Mode	IEEE 802.11ax (HE160)	Test Date	2023/2/16
Test Frequency	5250MHz	Polarization	Horizontal
Temp	23°C	Hum.	59%

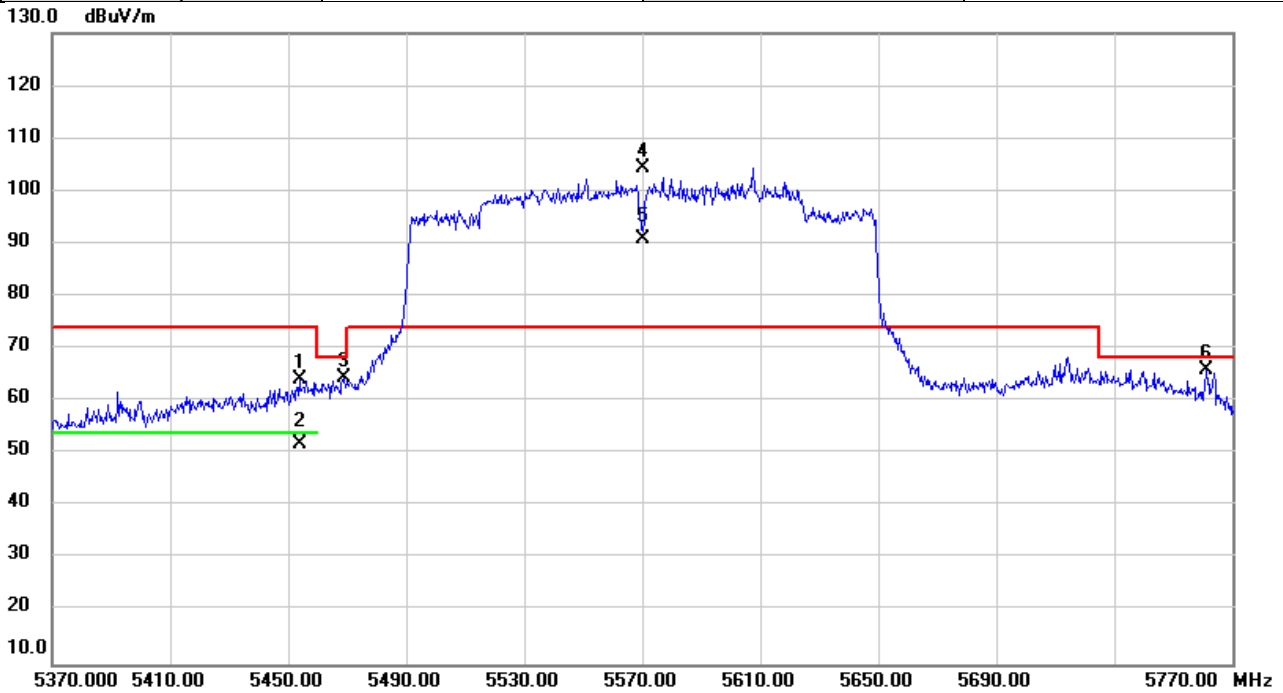


No.	Mk.	Freq.	Reading Level	Correct Factor	Measurement	Limit	Over	Detector	Comment
		MHz	dBuV	dB	dBuV/m	dBuV/m	dB		
1		5135.093	57.36	1.37	58.73	74.00	-15.27	peak	
2		5135.093	46.10	1.37	47.47	54.00	-6.53	AVG	
3	*	5250.000	98.92	1.41	100.33	68.20	32.13	peak	No Limit
4	X	5250.000	87.28	1.41	88.69	68.20	20.49	AVG	No Limit
5		5415.187	61.39	1.47	62.86	74.00	-11.14	peak	
6		5415.187	48.60	1.47	50.07	54.00	-3.93	AVG	

REMARKS:

- (1) Measurement Value = Reading Level + Correct Factor.
- (2) Margin Level = Measurement Value - Limit Value.

Test Mode	IEEE 802.11ax (HE160)	Test Date	2023/2/16
Test Frequency	5570MHz	Polarization	Horizontal
Temp	23°C	Hum.	59%

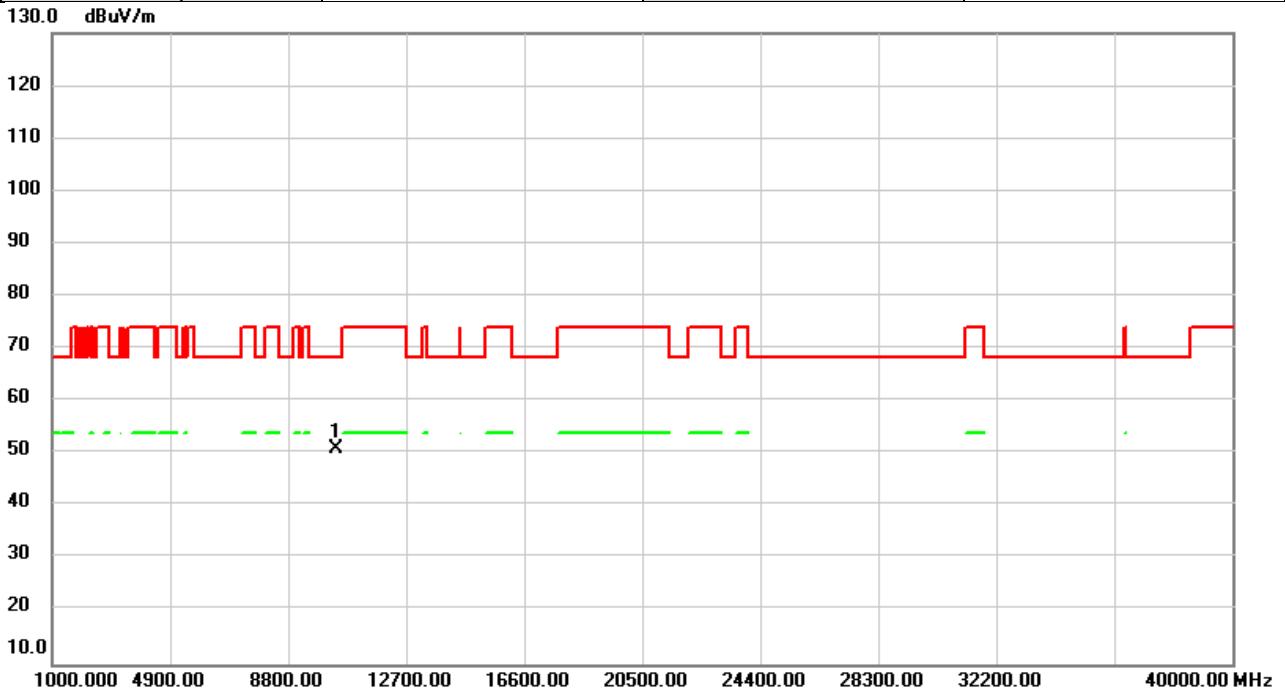


No.	Mk.	Freq.	Reading Level	Correct Factor	Measurement	Limit	Over	Detector	Comment
		MHz	dBuV	dB	dBuV/m	dBuV/m	dB		
1		5453.747	62.54	1.47	64.01	74.00	-9.99	peak	
2		5453.747	50.47	1.47	51.94	54.00	-2.06	AVG	
3		5468.733	62.93	1.48	64.41	68.20	-3.79	peak	
4	*	5570.000	102.65	1.63	104.28	74.00	30.28	peak	No Limit
5	X	5570.000	89.13	1.63	90.76	74.00	16.76	AVG	No Limit
6		5761.333	63.85	2.03	65.88	68.20	-2.32	peak	

REMARKS:

- (1) Measurement Value = Reading Level + Correct Factor.
- (2) Margin Level = Measurement Value - Limit Value.

Test Mode	IEEE 802.11a	Test Date	2023/2/17
Test Frequency	5180MHz	Polarization	Vertical
Temp	23°C	Hum.	59%

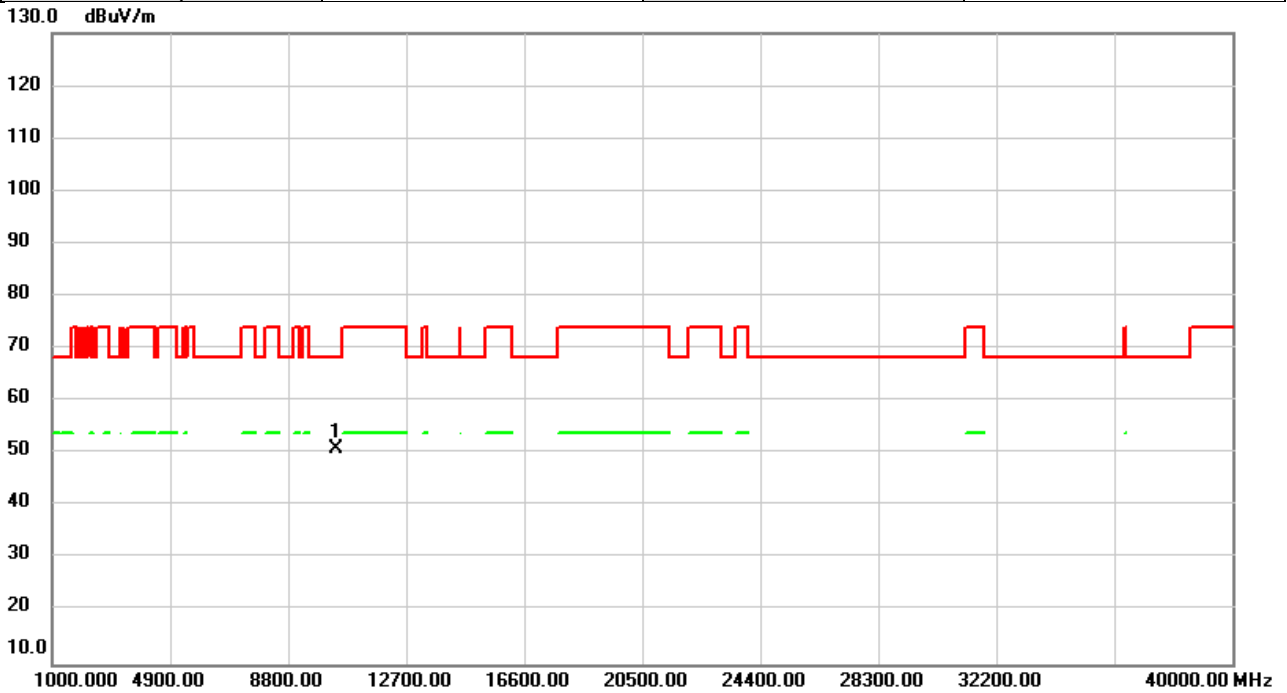


No.	Mk.	Freq. MHz	Reading Level dBuV	Correct Factor dB	Measure- ment dBuV/m	Limit dBuV/m	Over dB	Detector	Comment
1	*	10360.00	50.99	0.11	51.10	68.20	-17.10	peak	

REMARKS:

- (1) Measurement Value = Reading Level + Correct Factor.
- (2) Margin Level = Measurement Value - Limit Value.

Test Mode	IEEE 802.11a	Test Date	2023/2/17
Test Frequency	5180MHz	Polarization	Horizontal
Temp	23°C	Hum.	59%

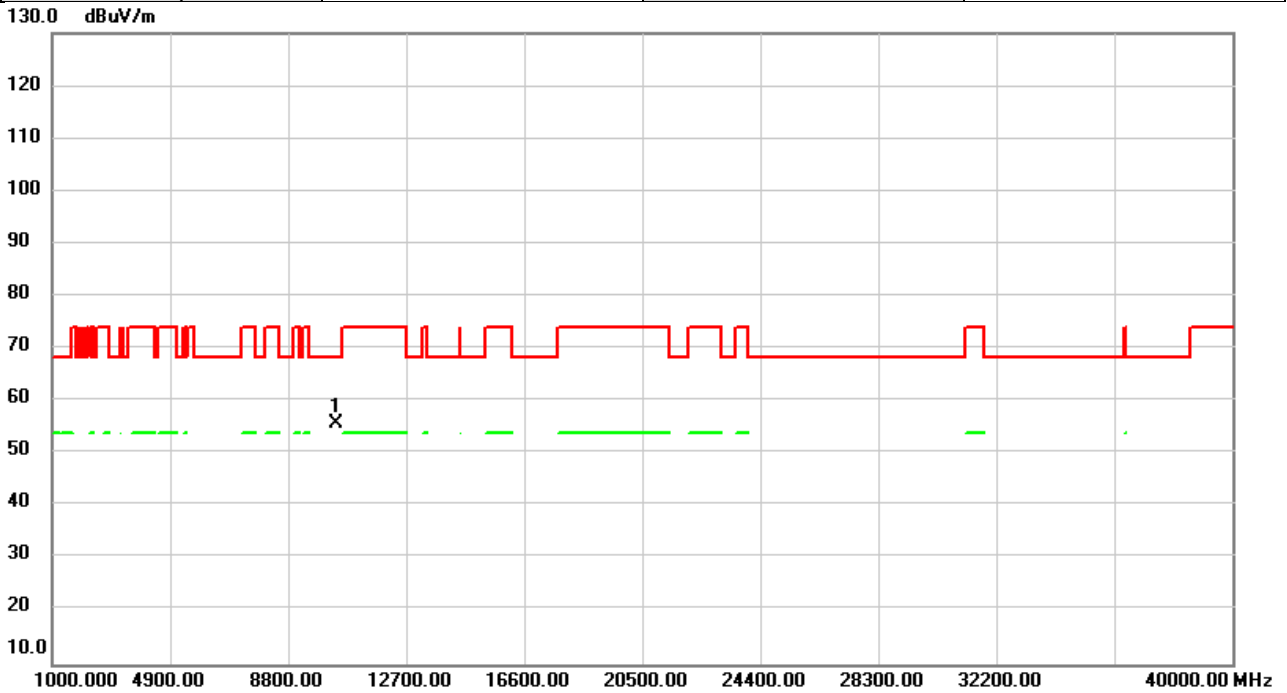


No.	Mk.	Freq. MHz	Reading Level dBuV	Correct Factor dB	Measure- ment dBuV/m	Limit dBuV/m	Over dB	Detector	Comment
1	*	10360.00	50.71	0.11	50.82	68.20	-17.38	peak	

REMARKS:

- (1) Measurement Value = Reading Level + Correct Factor.
- (2) Margin Level = Measurement Value - Limit Value.

Test Mode	IEEE 802.11a	Test Date	2023/2/17
Test Frequency	5200MHz	Polarization	Vertical
Temp	23°C	Hum.	59%

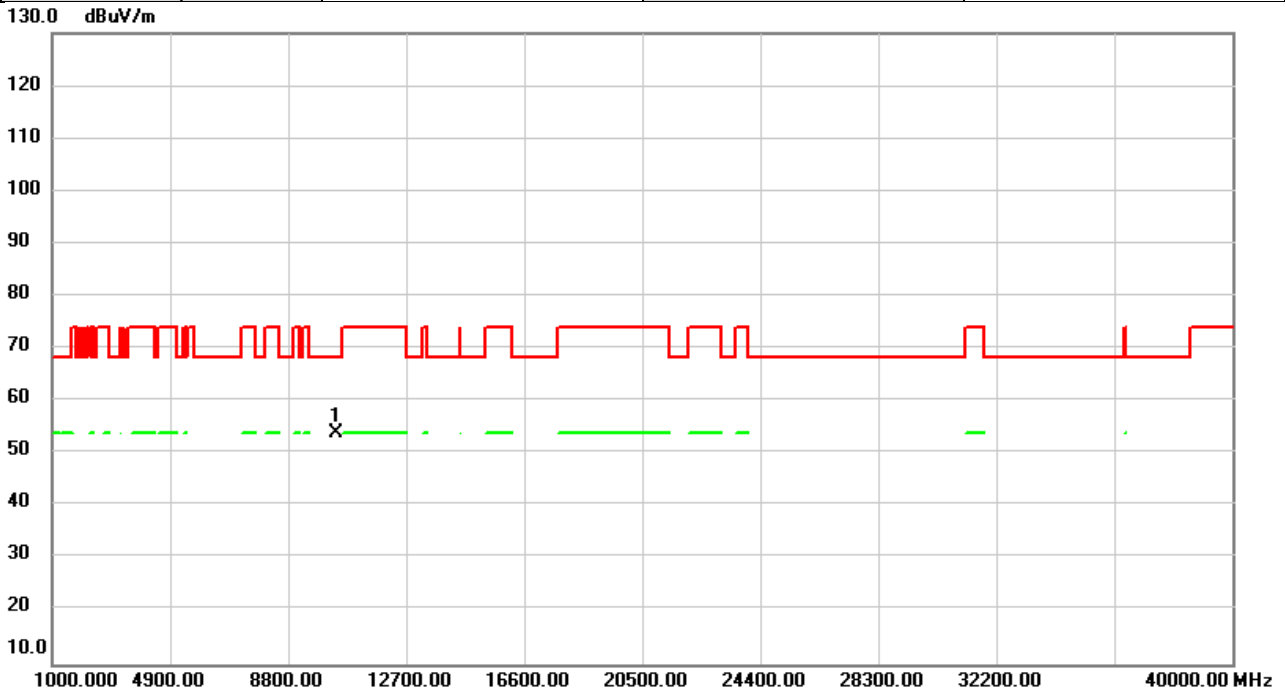


No.	Mk.	Freq.	Reading Level	Correct Factor	Measurement	Limit	Over	Detector	Comment
		MHz	dBuV	dB	dBuV/m	dBuV/m	dB		
1	*	10400.00	55.66	0.14	55.80	68.20	-12.40	peak	

REMARKS:

- (1) Measurement Value = Reading Level + Correct Factor.
- (2) Margin Level = Measurement Value - Limit Value.

Test Mode	IEEE 802.11a	Test Date	2023/2/17
Test Frequency	5200MHz	Polarization	Horizontal
Temp	23°C	Hum.	59%

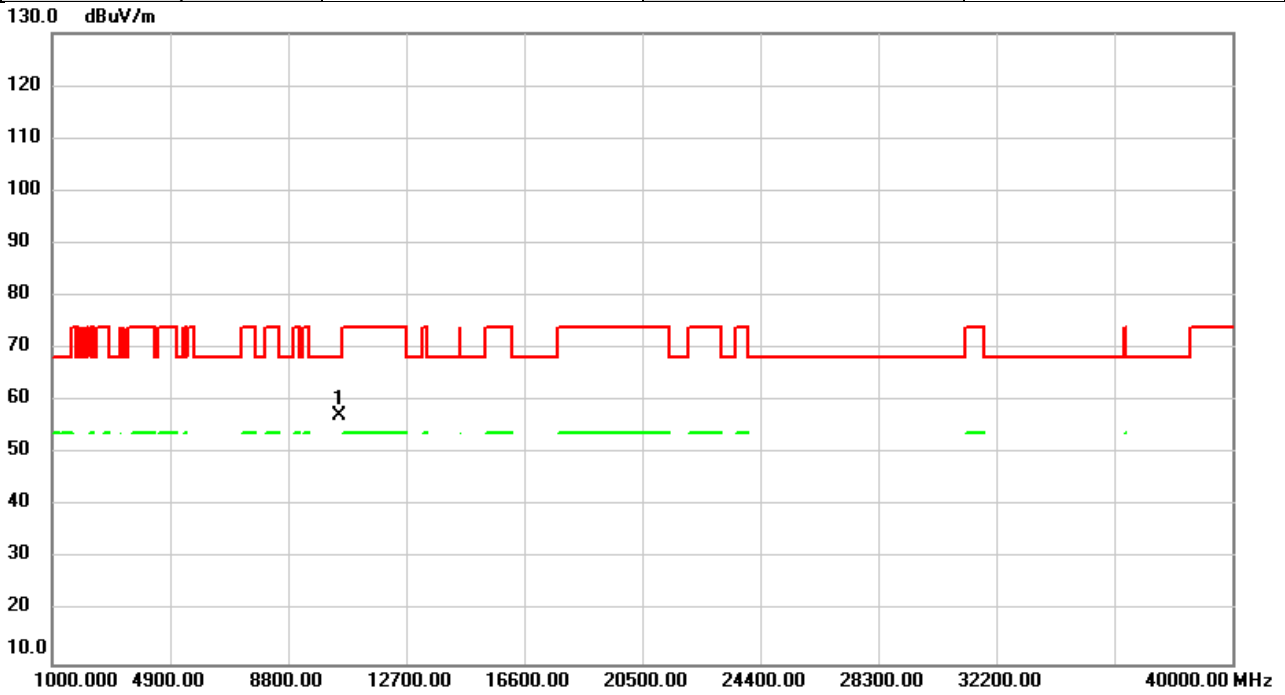


No.	Mk.	Freq.	Reading Level	Correct Factor	Measurement	Limit	Over	Detector	Comment
		MHz	dBuV	dB	dBuV/m	dBuV/m	dB		
1	*	10400.00	53.85	0.14	53.99	68.20	-14.21	peak	

REMARKS:

- (1) Measurement Value = Reading Level + Correct Factor.
- (2) Margin Level = Measurement Value - Limit Value.

Test Mode	IEEE 802.11a	Test Date	2023/2/17
Test Frequency	5240MHz	Polarization	Vertical
Temp	23°C	Hum.	59%

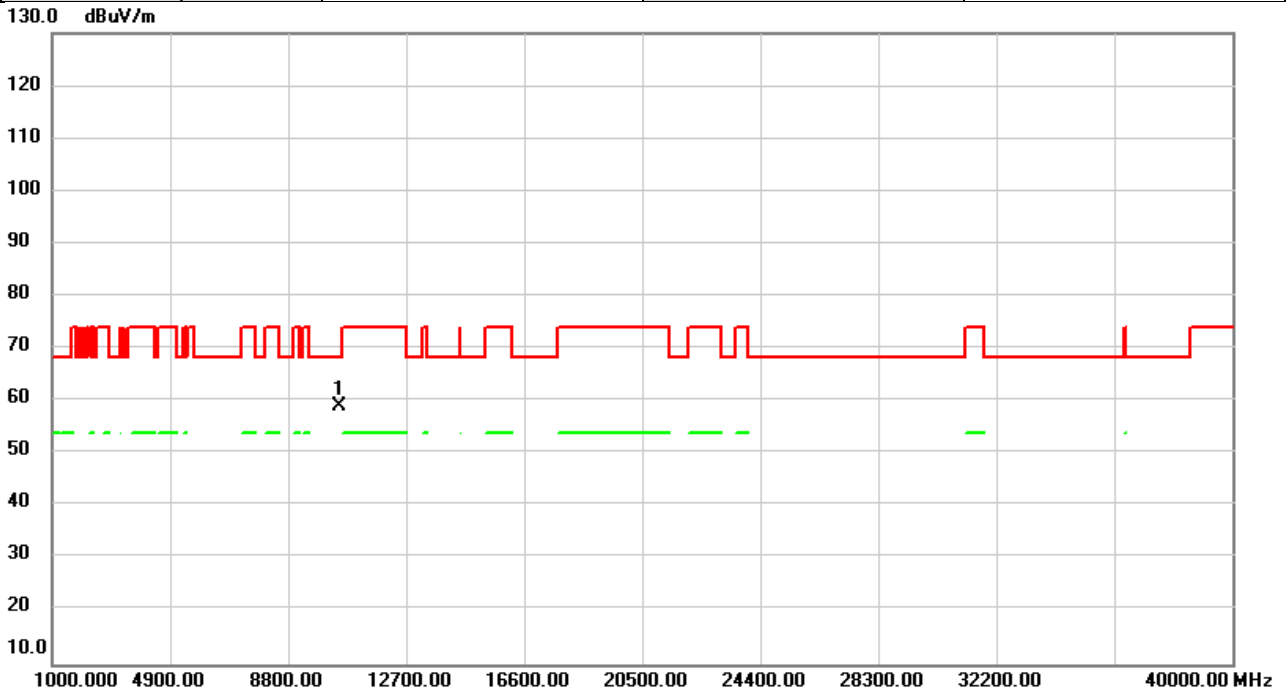


No.	Mk.	Freq.	Reading Level	Correct Factor	Measurement	Limit	Over	Detector	Comment
		MHz	dBuV	dB	dBuV/m	dBuV/m	dB		
1	*	10480.00	57.00	0.18	57.18	68.20	-11.02	peak	

REMARKS:

- (1) Measurement Value = Reading Level + Correct Factor.
- (2) Margin Level = Measurement Value - Limit Value.

Test Mode	IEEE 802.11a	Test Date	2023/2/17
Test Frequency	5240MHz	Polarization	Horizontal
Temp	23°C	Hum.	59%

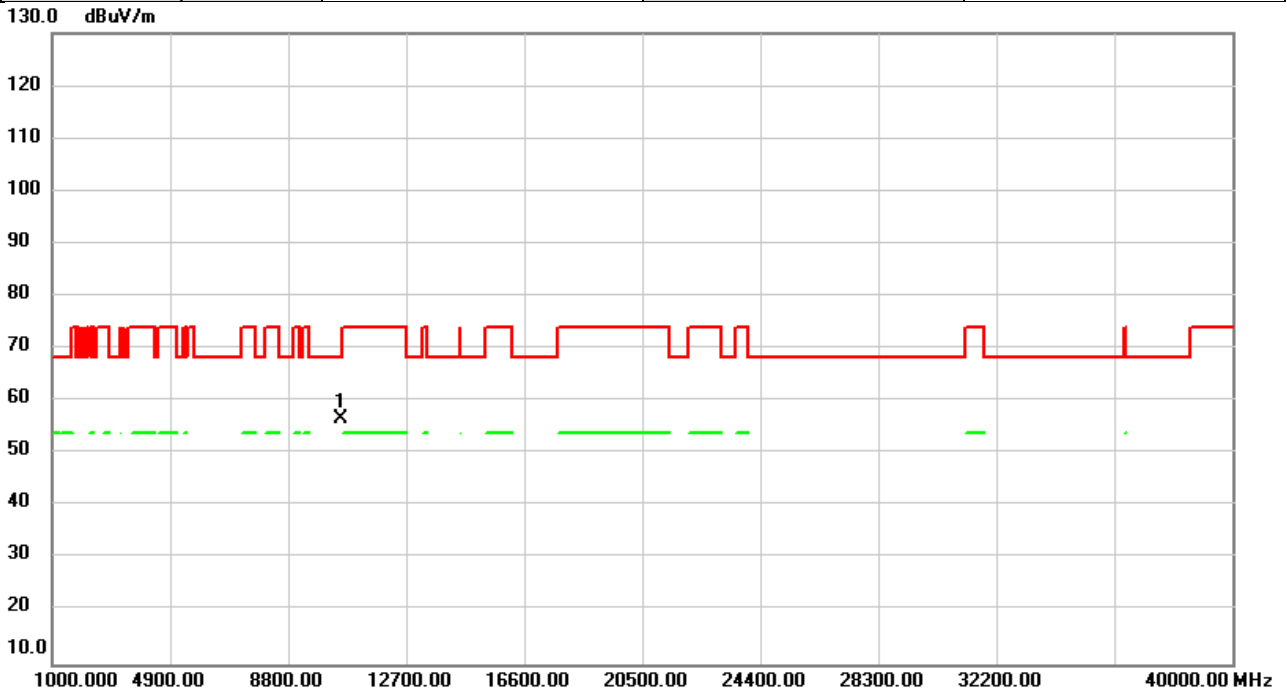


No.	Mk.	Freq.	Reading Level	Correct Factor	Measurement	Limit	Over	Detector	Comment
		MHz	dBuV	dB	dBuV/m	dBuV/m	dB		
1	*	10480.00	58.80	0.18	58.98	68.20	-9.22	peak	

REMARKS:

- (1) Measurement Value = Reading Level + Correct Factor.
- (2) Margin Level = Measurement Value - Limit Value.

Test Mode	IEEE 802.11a	Test Date	2023/2/17
Test Frequency	5260MHz	Polarization	Vertical
Temp	23°C	Hum.	59%

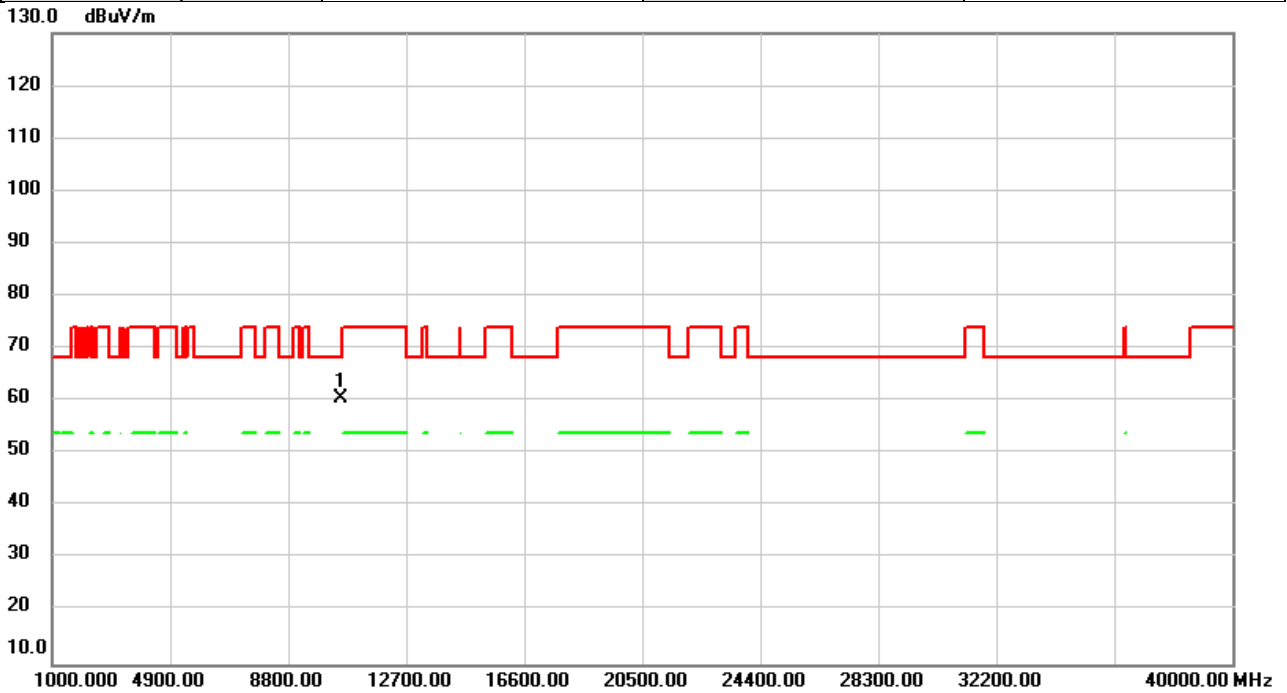


No.	Mk.	Freq.	Reading Level	Correct Factor	Measurement	Limit	Over	Detector	Comment
		MHz	dBuV	dB	dBuV/m	dBuV/m	dB		
1	*	10520.00	56.42	0.19	56.61	68.20	-11.59	peak	

REMARKS:

- (1) Measurement Value = Reading Level + Correct Factor.
- (2) Margin Level = Measurement Value - Limit Value.

Test Mode	IEEE 802.11a	Test Date	2023/2/17
Test Frequency	5260MHz	Polarization	Horizontal
Temp	23°C	Hum.	59%

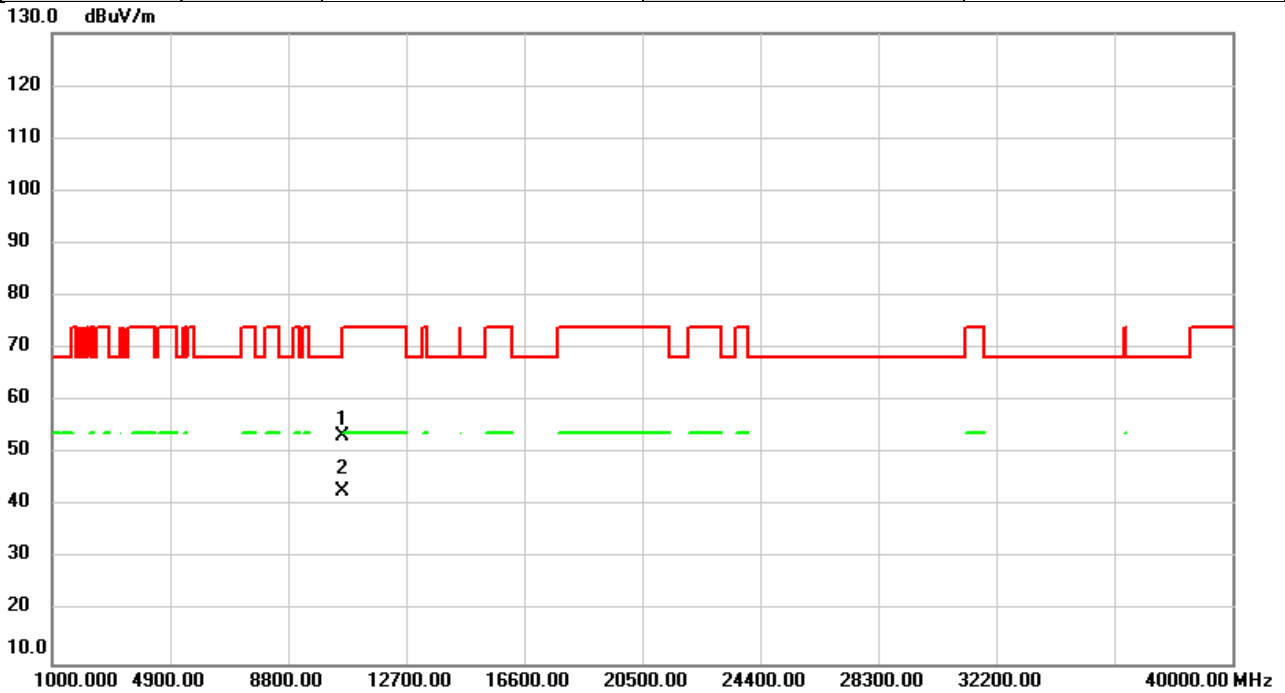


No.	Mk.	Freq.	Reading Level	Correct Factor	Measurement	Limit	Over	Detector	Comment
		MHz	dBuV	dB	dBuV/m	dBuV/m	dB		
1	*	10520.00	60.36	0.19	60.55	68.20	-7.65	peak	

REMARKS:

- (1) Measurement Value = Reading Level + Correct Factor.
- (2) Margin Level = Measurement Value - Limit Value.

Test Mode	IEEE 802.11a	Test Date	2023/2/17
Test Frequency	5300MHz	Polarization	Vertical
Temp	23°C	Hum.	59%

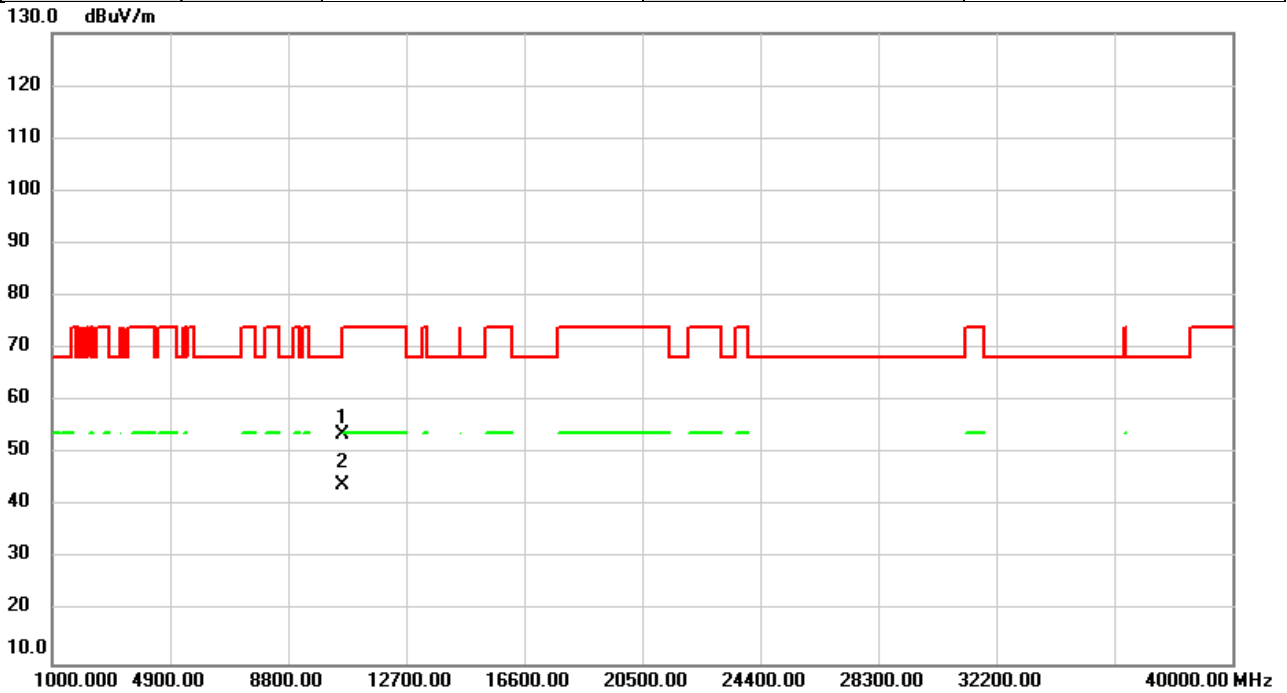


No.	Mk.	Freq. MHz	Reading Level dBuV	Correct Factor dB	Measure- ment dBuV/m	Limit dBuV/m	Over dB	Detector	Comment
1		10600.00	53.28	0.16	53.44	68.20	-14.76	peak	
2	*	10600.50	42.56	0.16	42.72	54.00	-11.28	AVG	

REMARKS:

- (1) Measurement Value = Reading Level + Correct Factor.
- (2) Margin Level = Measurement Value - Limit Value.

Test Mode	IEEE 802.11a	Test Date	2023/2/17
Test Frequency	5300MHz	Polarization	Horizontal
Temp	23°C	Hum.	59%

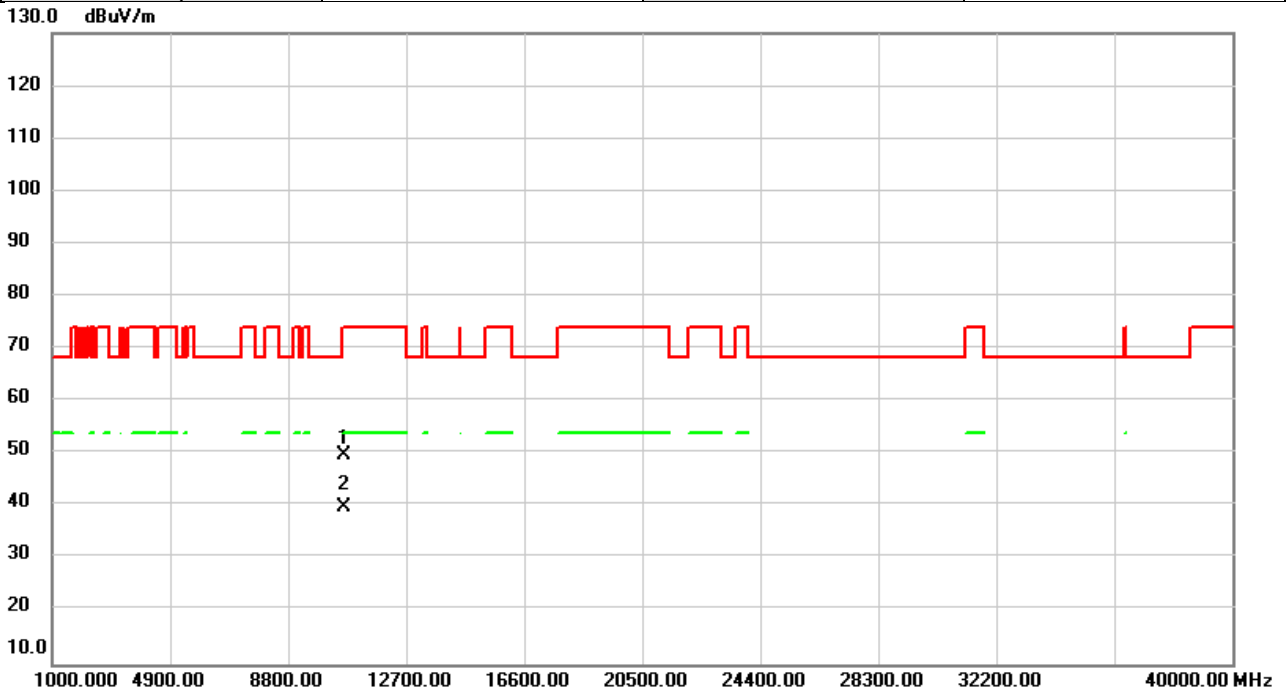


No.	Mk.	Freq.	Reading Level	Correct Factor	Measurement	Limit	Over	Detector	Comment
		MHz	dBuV	dB	dBuV/m	dBuV/m	dB		
1		10600.00	53.51	0.16	53.67	68.20	-14.53	peak	
2	*	10600.00	43.78	0.16	43.94	54.00	-10.06	AVG	

REMARKS:

- (1) Measurement Value = Reading Level + Correct Factor.
- (2) Margin Level = Measurement Value - Limit Value.

Test Mode	IEEE 802.11a	Test Date	2023/2/17
Test Frequency	5320MHz	Polarization	Vertical
Temp	23°C	Hum.	59%

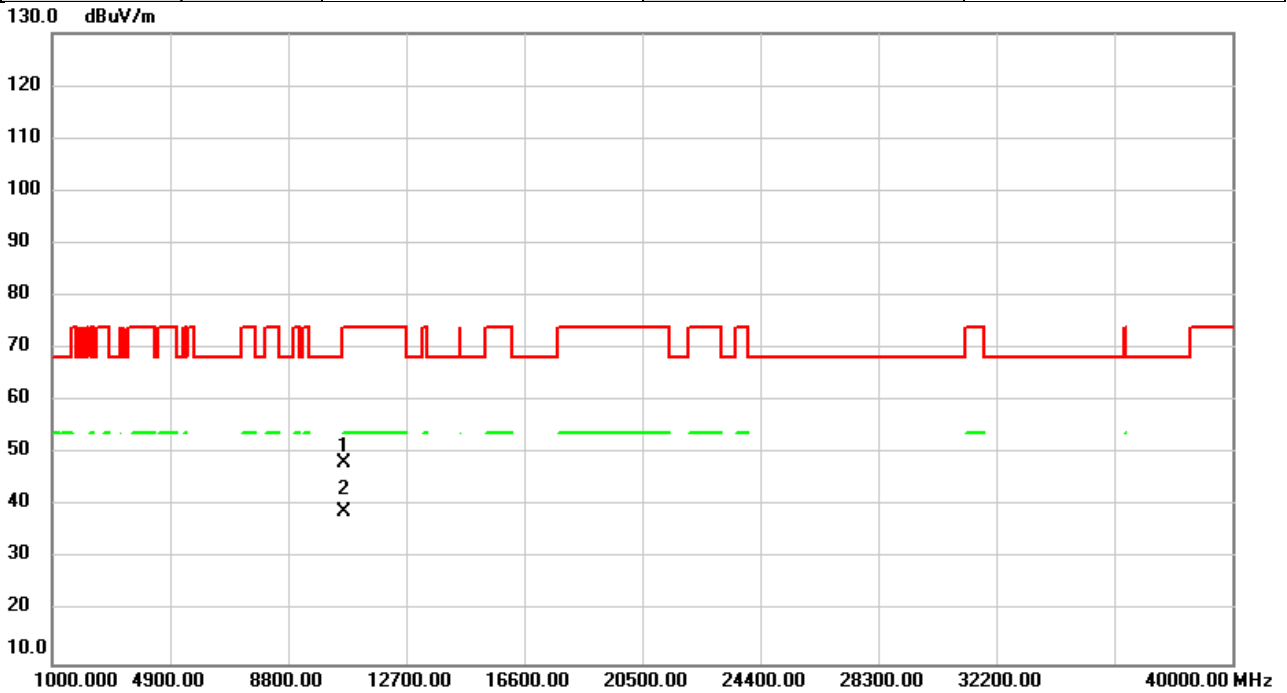


No.	Mk.	Freq.	Reading Level	Correct Factor	Measurement	Limit	Over	Detector	Comment
		MHz	dBuV	dB	dBuV/m	dBuV/m	dB		
1		10640.00	49.69	0.14	49.83	74.00	-24.17	peak	
2	*	10640.00	39.73	0.14	39.87	54.00	-14.13	AVG	

REMARKS:

- (1) Measurement Value = Reading Level + Correct Factor.
- (2) Margin Level = Measurement Value - Limit Value.

Test Mode	IEEE 802.11a	Test Date	2023/2/17
Test Frequency	5320MHz	Polarization	Horizontal
Temp	23°C	Hum.	59%

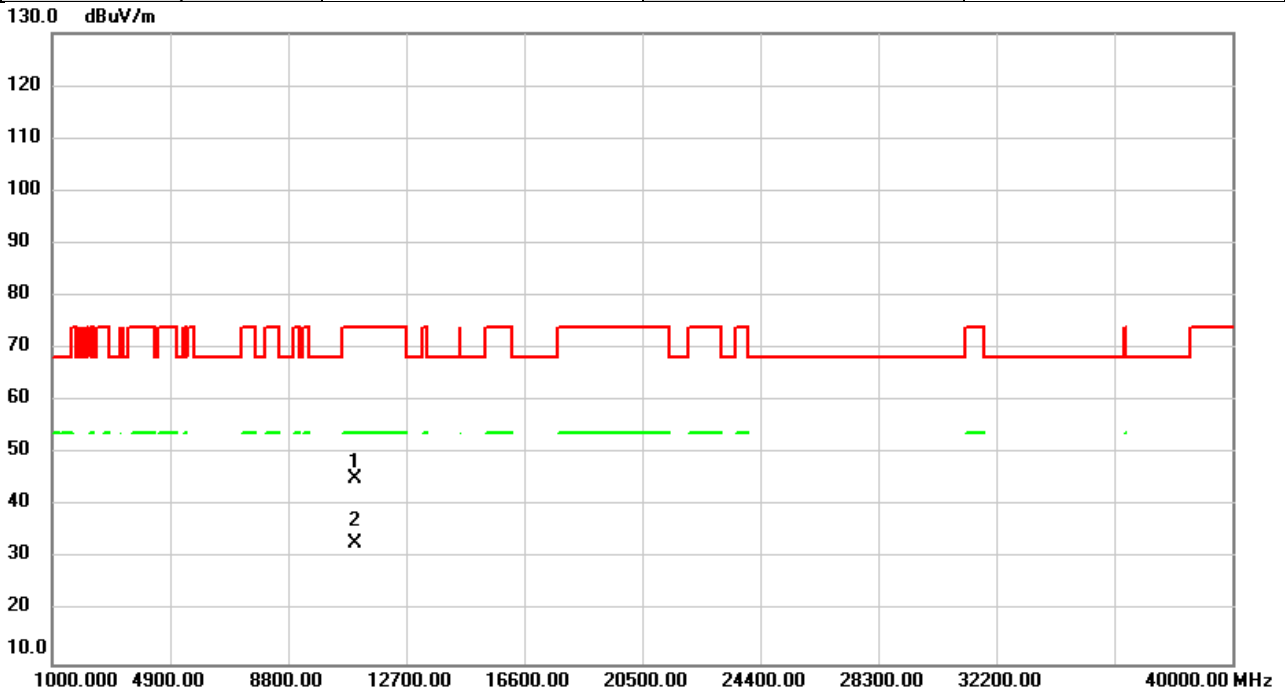


No.	Mk.	Freq.	Reading Level	Correct Factor	Measurement	Limit	Over	Detector	Comment
		MHz	dBuV	dB	dBuV/m	dBuV/m	dB		
1		10640.00	48.03	0.14	48.17	74.00	-25.83	peak	
2	*	10640.00	38.73	0.14	38.87	54.00	-15.13	AVG	

REMARKS:

- (1) Measurement Value = Reading Level + Correct Factor.
- (2) Margin Level = Measurement Value - Limit Value.

Test Mode	IEEE 802.11a	Test Date	2023/2/17
Test Frequency	5500MHz	Polarization	Vertical
Temp	23°C	Hum.	59%

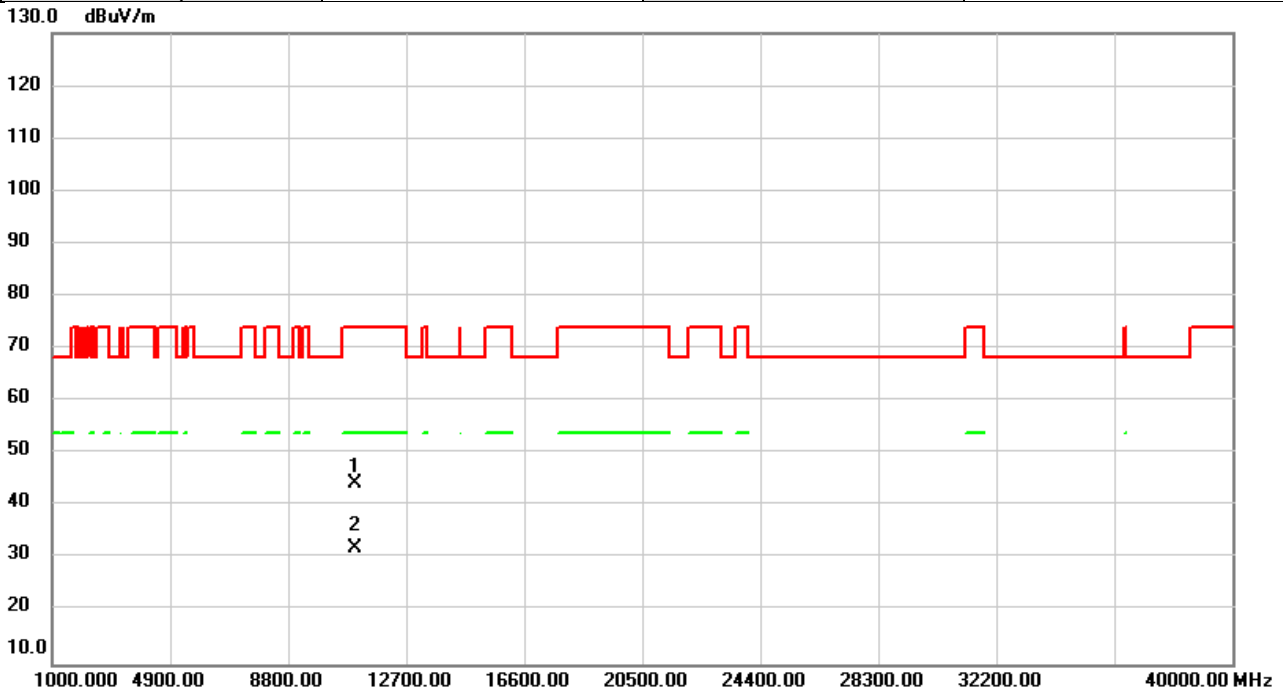


No.	Mk.	Freq.	Reading Level	Correct Factor	Measurement	Limit	Over	Detector	Comment
		MHz	dBuV	dB	dBuV/m	dBuV/m	dB		
1		11000.00	45.33	0.01	45.34	74.00	-28.66	peak	
2	*	11000.00	33.04	0.01	33.05	54.00	-20.95	AVG	

REMARKS:

- (1) Measurement Value = Reading Level + Correct Factor.
- (2) Margin Level = Measurement Value - Limit Value.

Test Mode	IEEE 802.11a	Test Date	2023/2/17
Test Frequency	5500MHz	Polarization	Horizontal
Temp	23°C	Hum.	59%

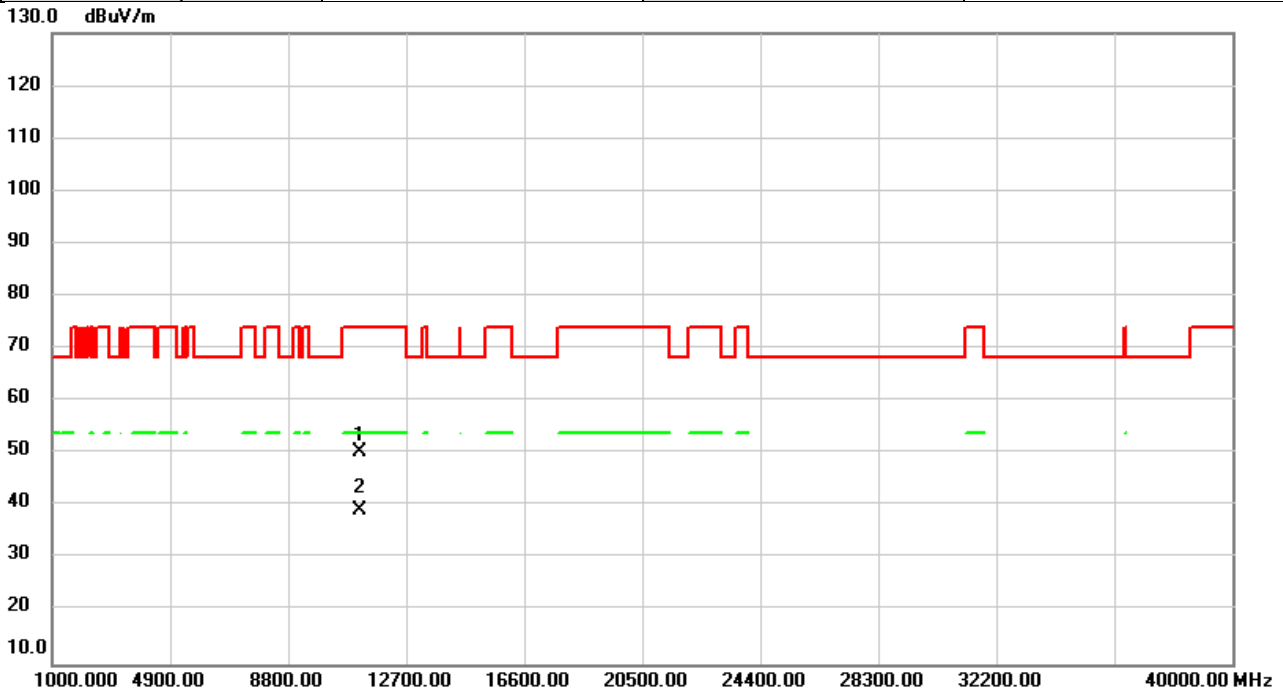


No.	Mk.	Freq. MHz	Reading Level dBuV	Correct Factor dB	Measure- ment dBuV/m	Limit dBuV/m	Over dB	Detector	Comment
1		11000.00	44.24	0.01	44.25	74.00	-29.75	peak	
2	*	11000.00	32.15	0.01	32.16	54.00	-21.84	AVG	

REMARKS:

- (1) Measurement Value = Reading Level + Correct Factor.
- (2) Margin Level = Measurement Value - Limit Value.

Test Mode	IEEE 802.11a	Test Date	2023/2/17
Test Frequency	5580MHz	Polarization	Vertical
Temp	23°C	Hum.	59%

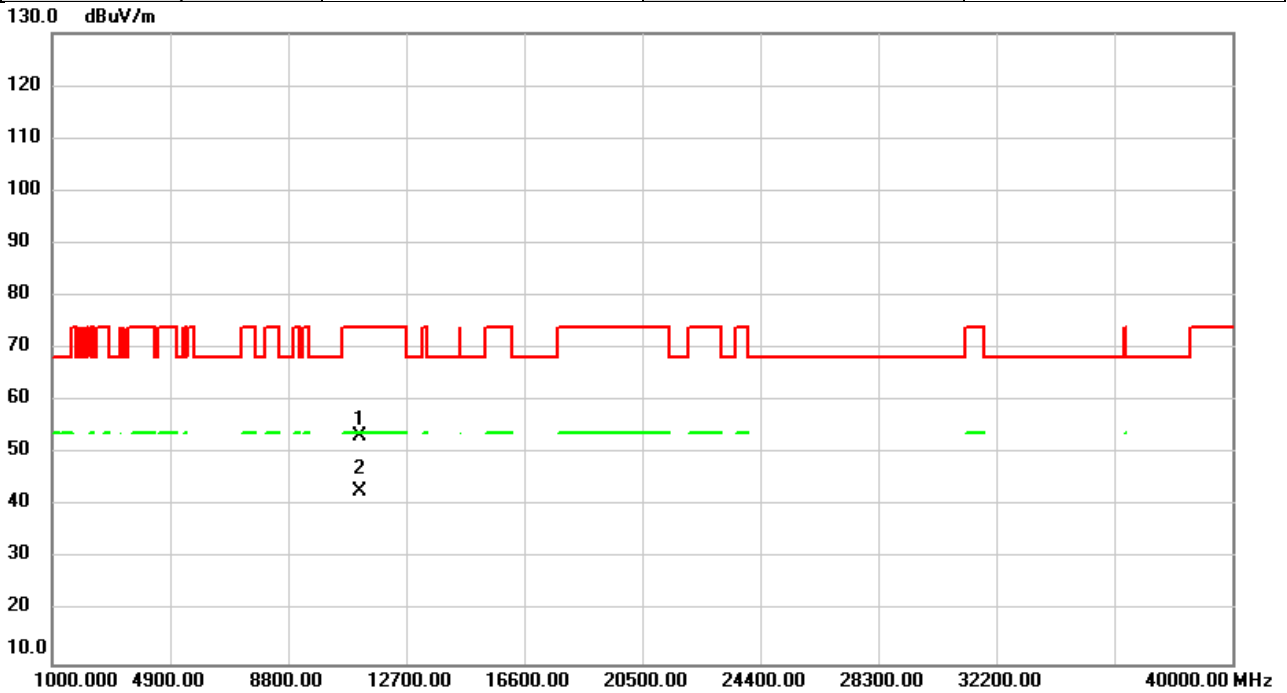


No.	Mk.	Freq.	Reading Level	Correct Factor	Measurement	Limit	Over	Detector	Comment
		MHz	dBuV	dB	dBuV/m	dBuV/m	dB		
1		11160.00	49.90	0.34	50.24	74.00	-23.76	peak	
2	*	11160.00	38.81	0.34	39.15	54.00	-14.85	AVG	

REMARKS:

- (1) Measurement Value = Reading Level + Correct Factor.
- (2) Margin Level = Measurement Value - Limit Value.

Test Mode	IEEE 802.11a	Test Date	2023/2/17
Test Frequency	5580MHz	Polarization	Horizontal
Temp	23°C	Hum.	59%

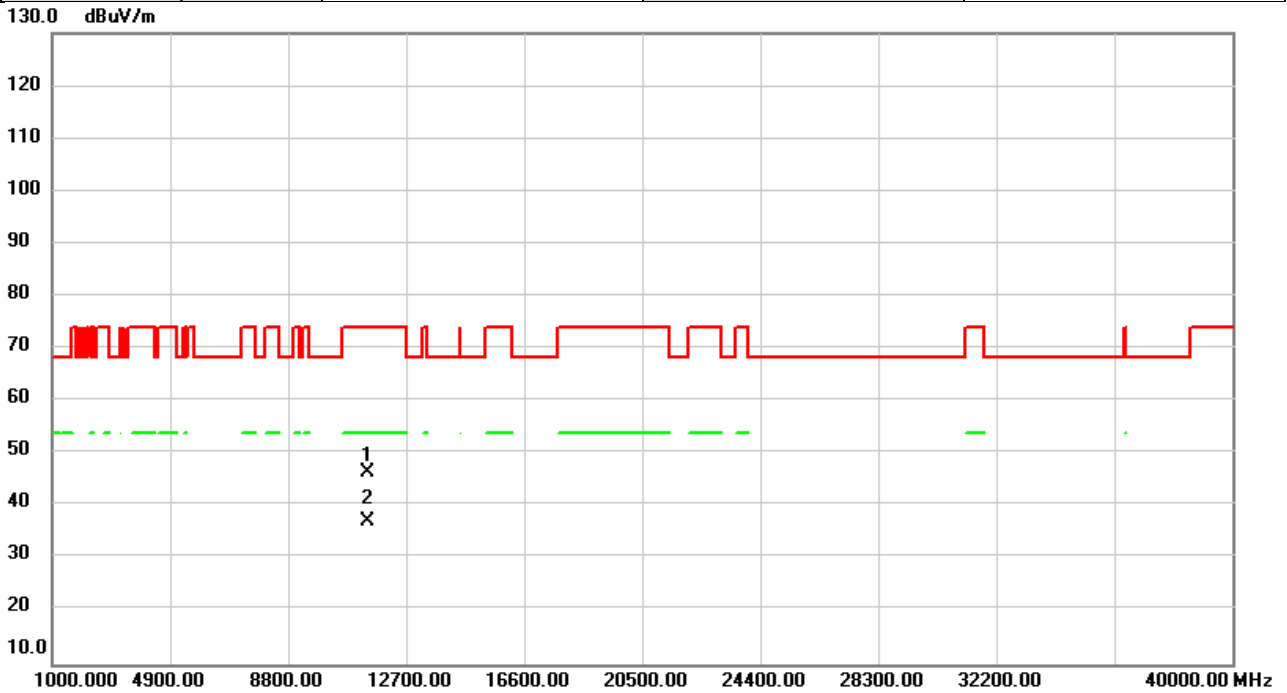


No.	Mk.	Freq. MHz	Reading Level dBuV	Correct Factor dB	Measure- ment dBuV/m	Limit dBuV/m	Over dB	Detector	Comment
1		11160.00	53.09	0.34	53.43	74.00	-20.57	peak	
2	*	11160.00	42.51	0.34	42.85	54.00	-11.15	AVG	

REMARKS:

- (1) Measurement Value = Reading Level + Correct Factor.
- (2) Margin Level = Measurement Value - Limit Value.

Test Mode	IEEE 802.11a	Test Date	2023/2/17
Test Frequency	5700MHz	Polarization	Vertical
Temp	23°C	Hum.	59%

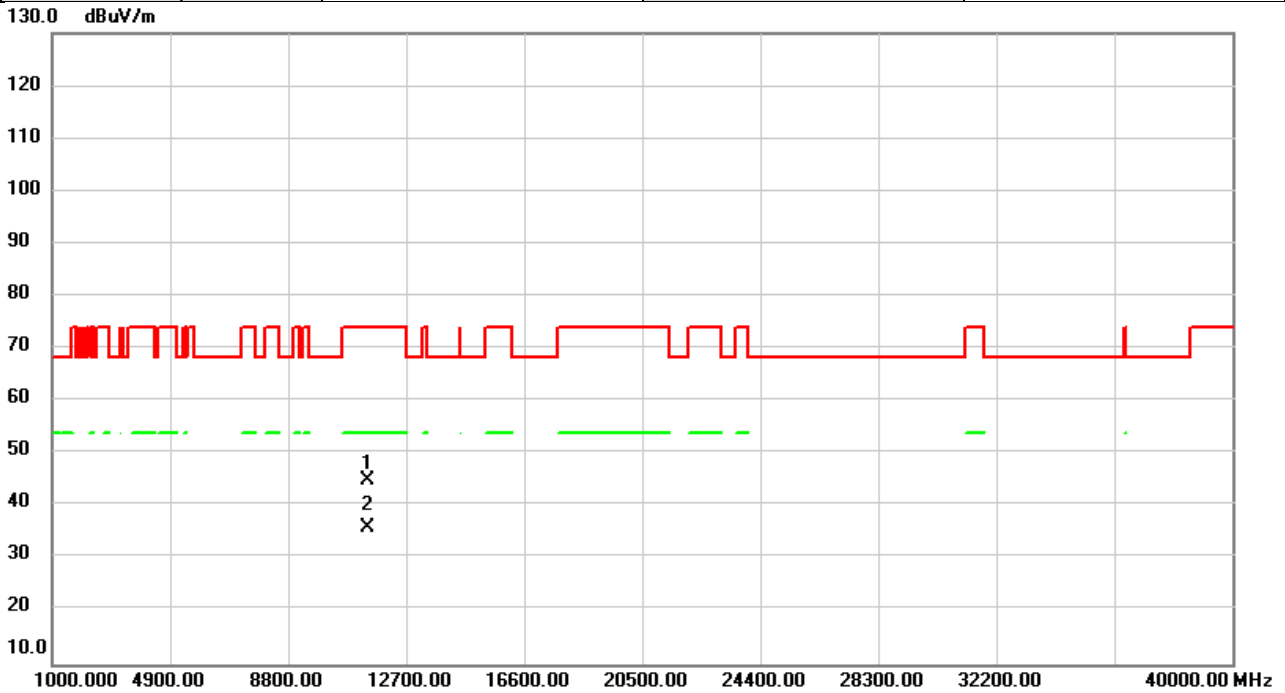


No.	Mk.	Freq.	Reading Level	Correct Factor	Measurement	Limit	Over	Detector	Comment
		MHz	dBuV	dB	dBuV/m	dBuV/m	dB		
1		11400.00	45.61	0.83	46.44	74.00	-27.56	peak	
2	*	11400.00	36.40	0.83	37.23	54.00	-16.77	AVG	

REMARKS:

- (1) Measurement Value = Reading Level + Correct Factor.
- (2) Margin Level = Measurement Value - Limit Value.

Test Mode	IEEE 802.11a	Test Date	2023/2/17
Test Frequency	5700MHz	Polarization	Horizontal
Temp	23°C	Hum.	59%

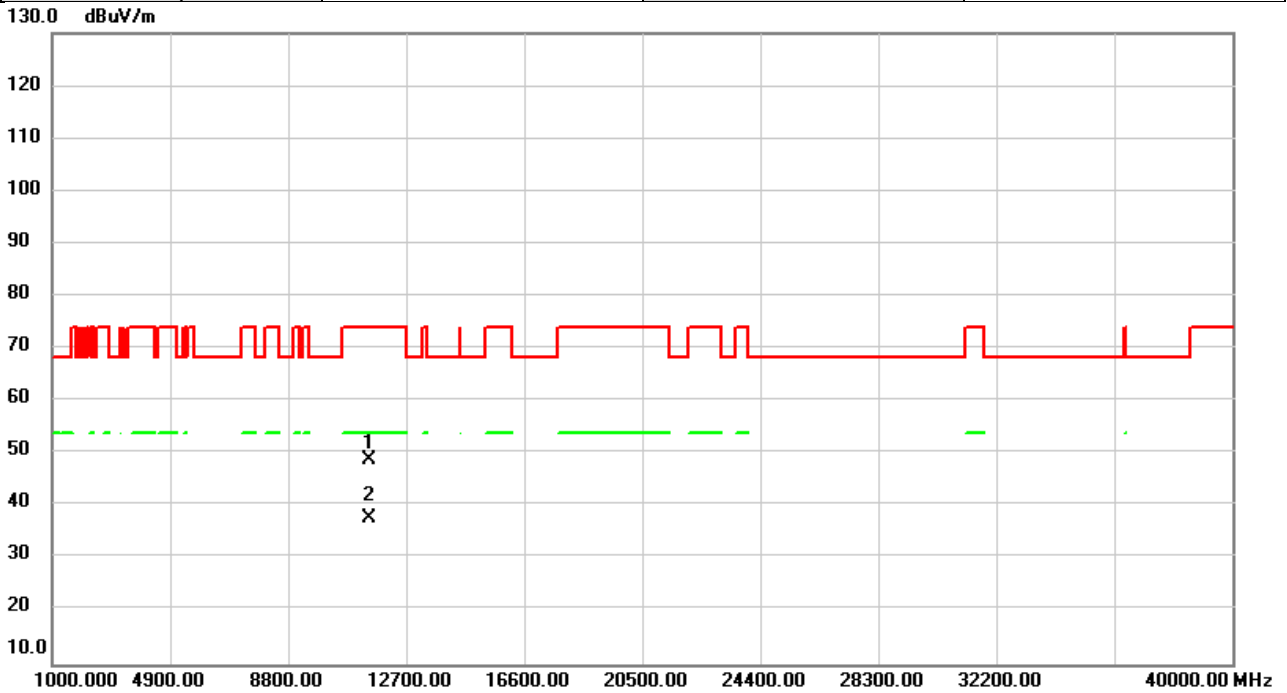


No.	Mk.	Freq.	Reading Level	Correct Factor	Measurement	Limit	Over	Detector	Comment
		MHz	dBuV	dB	dBuV/m	dBuV/m	dB		
1		11400.00	44.19	0.83	45.02	74.00	-28.98	peak	
2	*	11400.00	34.99	0.83	35.82	54.00	-18.18	AVG	

REMARKS:

- (1) Measurement Value = Reading Level + Correct Factor.
- (2) Margin Level = Measurement Value - Limit Value.

Test Mode	IEEE 802.11a	Test Date	2023/2/17
Test Frequency	5745MHz	Polarization	Vertical
Temp	23°C	Hum.	59%

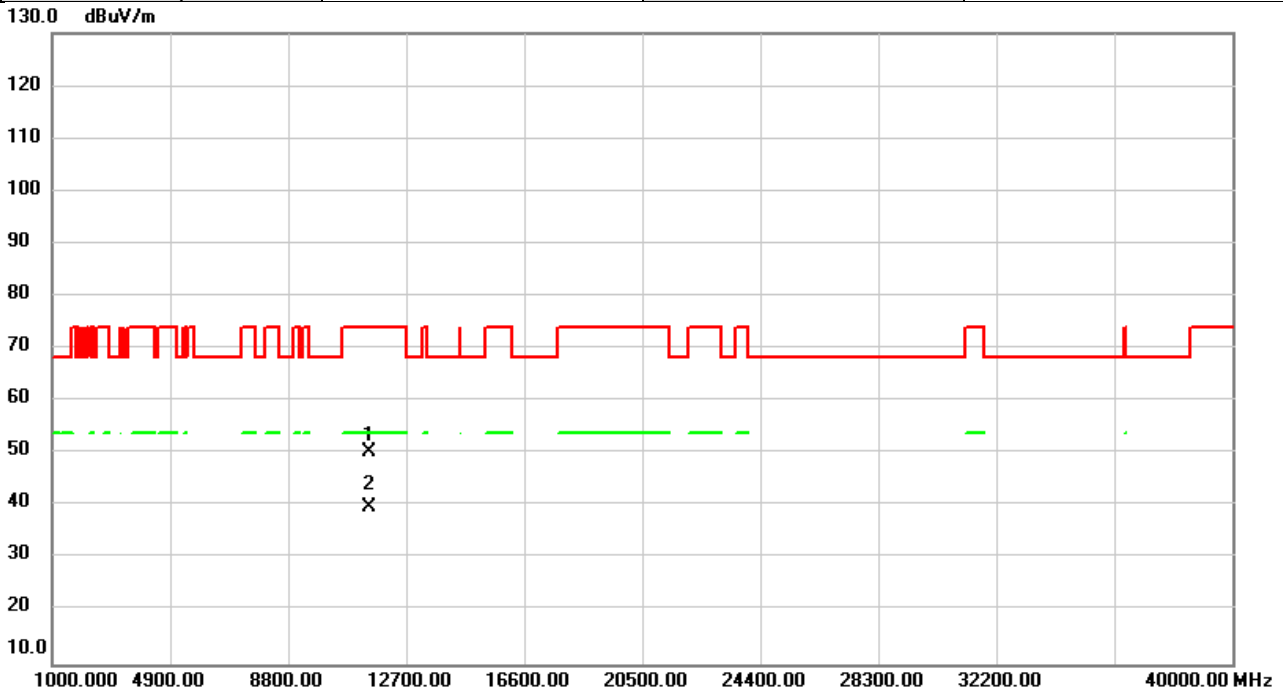


No.	Mk.	Freq.	Reading Level	Correct Factor	Measurement	Limit	Over	Detector	Comment
		MHz	dBuV	dB	dBuV/m	dBuV/m	dB		
1		11490.00	47.79	1.01	48.80	74.00	-25.20	peak	
2	*	11490.00	36.72	1.01	37.73	54.00	-16.27	AVG	

REMARKS:

- (1) Measurement Value = Reading Level + Correct Factor.
- (2) Margin Level = Measurement Value - Limit Value.

Test Mode	IEEE 802.11a	Test Date	2023/2/17
Test Frequency	5745MHz	Polarization	Horizontal
Temp	23°C	Hum.	59%

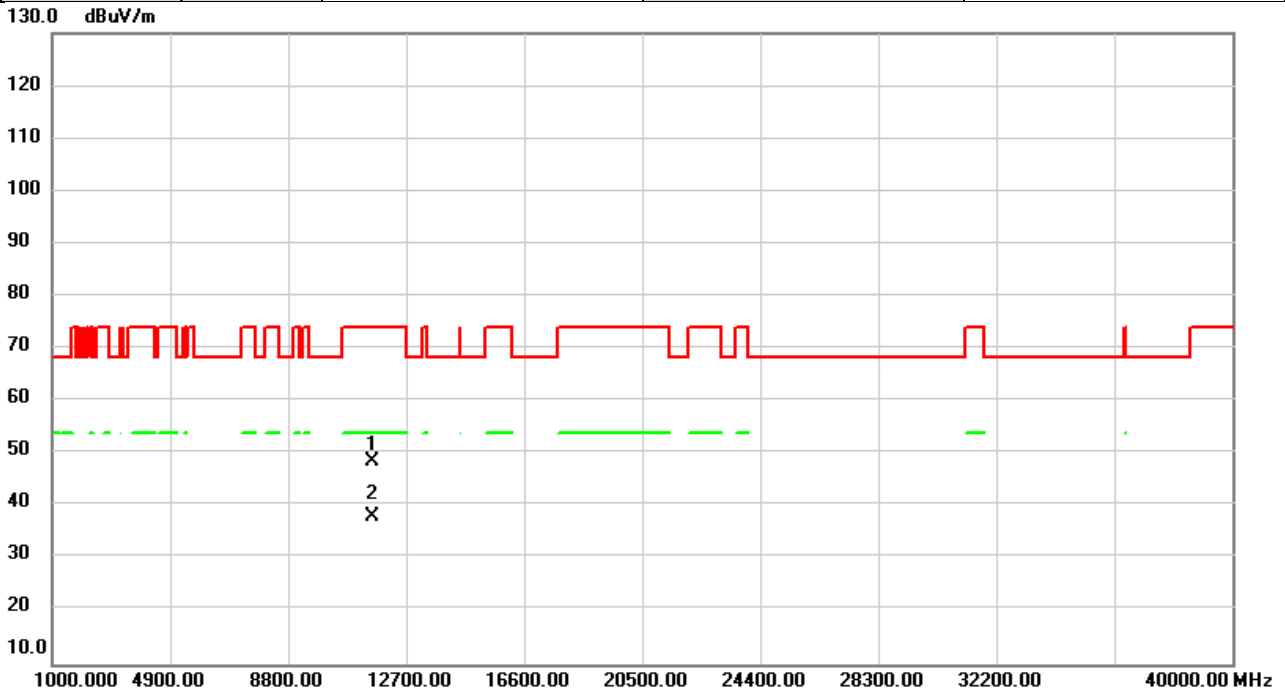


No.	Mk.	Freq.	Reading Level	Correct Factor	Measurement	Limit	Over	Detector	Comment
		MHz	dBuV	dB	dBuV/m	dBuV/m	dB		
1		11490.00	49.46	1.01	50.47	74.00	-23.53	peak	
2	*	11490.00	38.95	1.01	39.96	54.00	-14.04	AVG	

REMARKS:

- (1) Measurement Value = Reading Level + Correct Factor.
- (2) Margin Level = Measurement Value - Limit Value.

Test Mode	IEEE 802.11a	Test Date	2023/2/17
Test Frequency	5785MHz	Polarization	Vertical
Temp	23°C	Hum.	59%

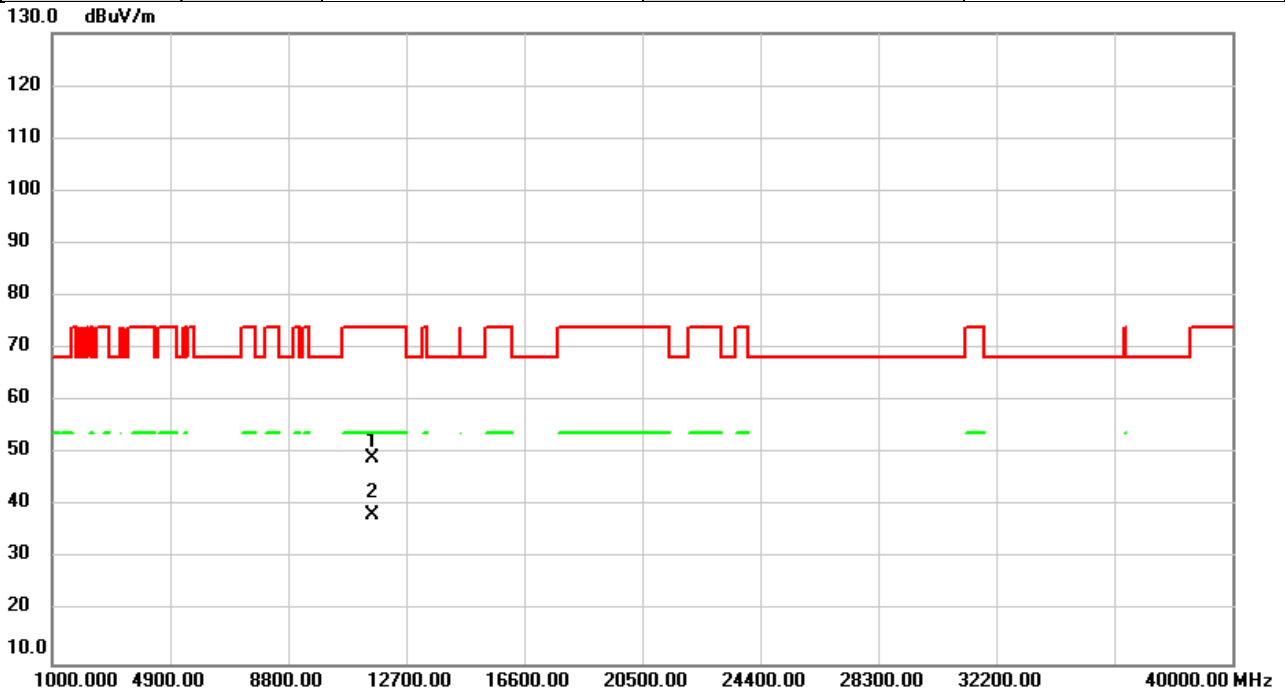


No.	Mk.	Freq. MHz	Reading Level dBuV	Correct Factor dB	Measure- ment dBuV/m	Limit dBuV/m	Over dB	Detector	Comment
1		11570.00	47.37	1.05	48.42	74.00	-25.58	peak	
2	*	11570.00	37.07	1.05	38.12	54.00	-15.88	AVG	

REMARKS:

- (1) Measurement Value = Reading Level + Correct Factor.
- (2) Margin Level = Measurement Value - Limit Value.

Test Mode	IEEE 802.11a	Test Date	2023/2/17
Test Frequency	5785MHz	Polarization	Horizontal
Temp	23°C	Hum.	59%

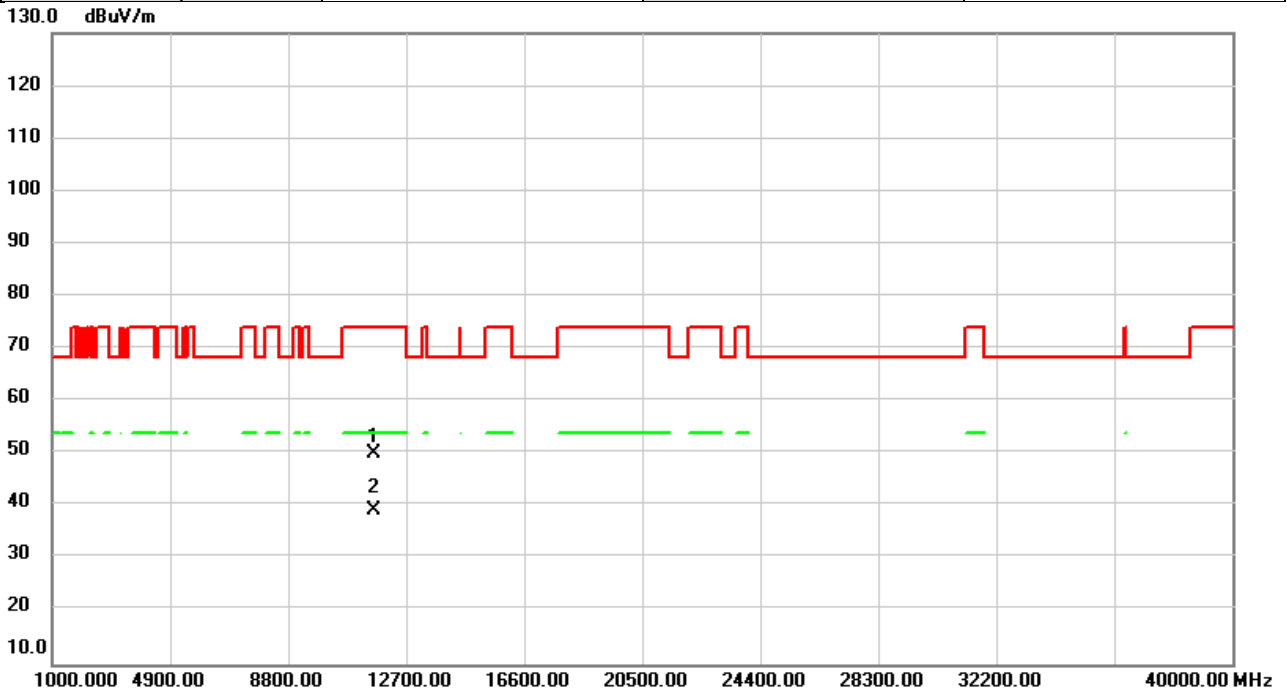


No.	Mk.	Freq.	Reading Level	Correct Factor	Measurement	Limit	Over	Detector	Comment
		MHz	dBuV	dB	dBuV/m	dBuV/m	dB		
1		11570.00	47.99	1.05	49.04	74.00	-24.96	peak	
2	*	11570.00	37.42	1.05	38.47	54.00	-15.53	AVG	

REMARKS:

- (1) Measurement Value = Reading Level + Correct Factor.
- (2) Margin Level = Measurement Value - Limit Value.

Test Mode	IEEE 802.11a	Test Date	2023/2/17
Test Frequency	5825MHz	Polarization	Vertical
Temp	23°C	Hum.	59%

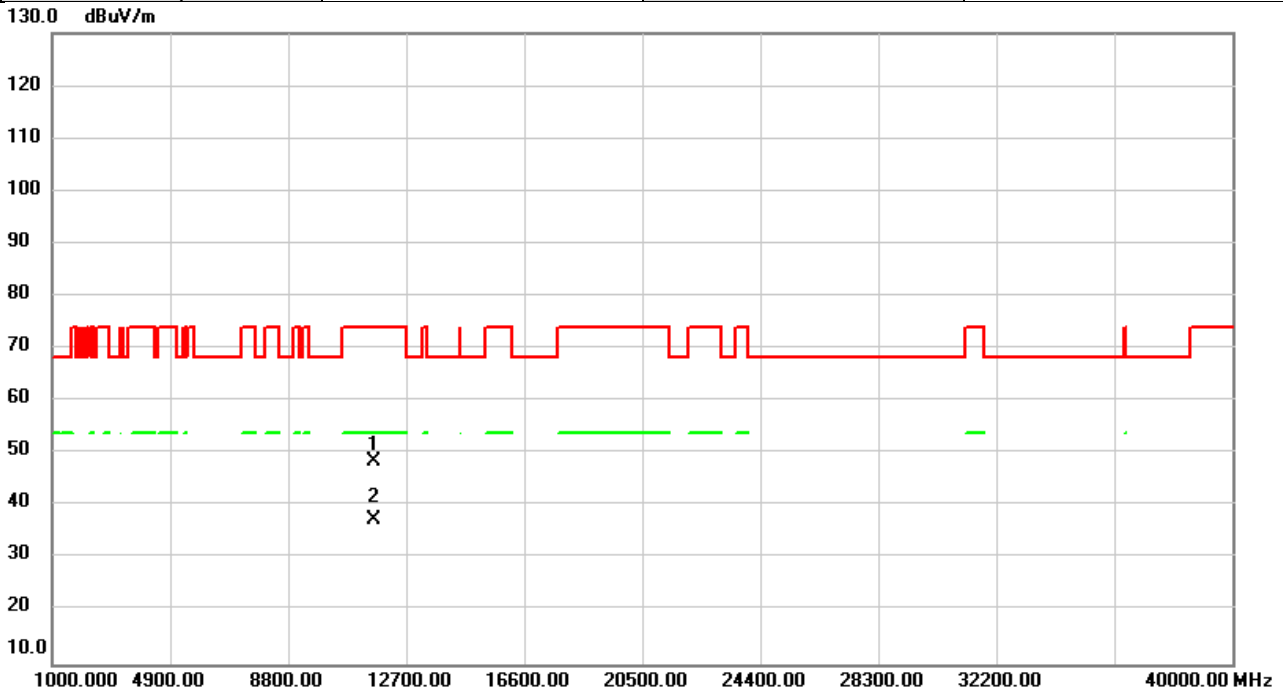


No.	Mk.	Freq.	Reading Level	Correct Factor	Measurement	Limit	Over	Detector	Comment
		MHz	dBuV	dB	dBuV/m	dBuV/m	dB		
1		11650.00	48.93	1.09	50.02	74.00	-23.98	peak	
2	*	11650.00	38.04	1.09	39.13	54.00	-14.87	AVG	

REMARKS:

- (1) Measurement Value = Reading Level + Correct Factor.
- (2) Margin Level = Measurement Value - Limit Value.

Test Mode	IEEE 802.11a	Test Date	2023/2/17
Test Frequency	5825MHz	Polarization	Horizontal
Temp	23°C	Hum.	59%

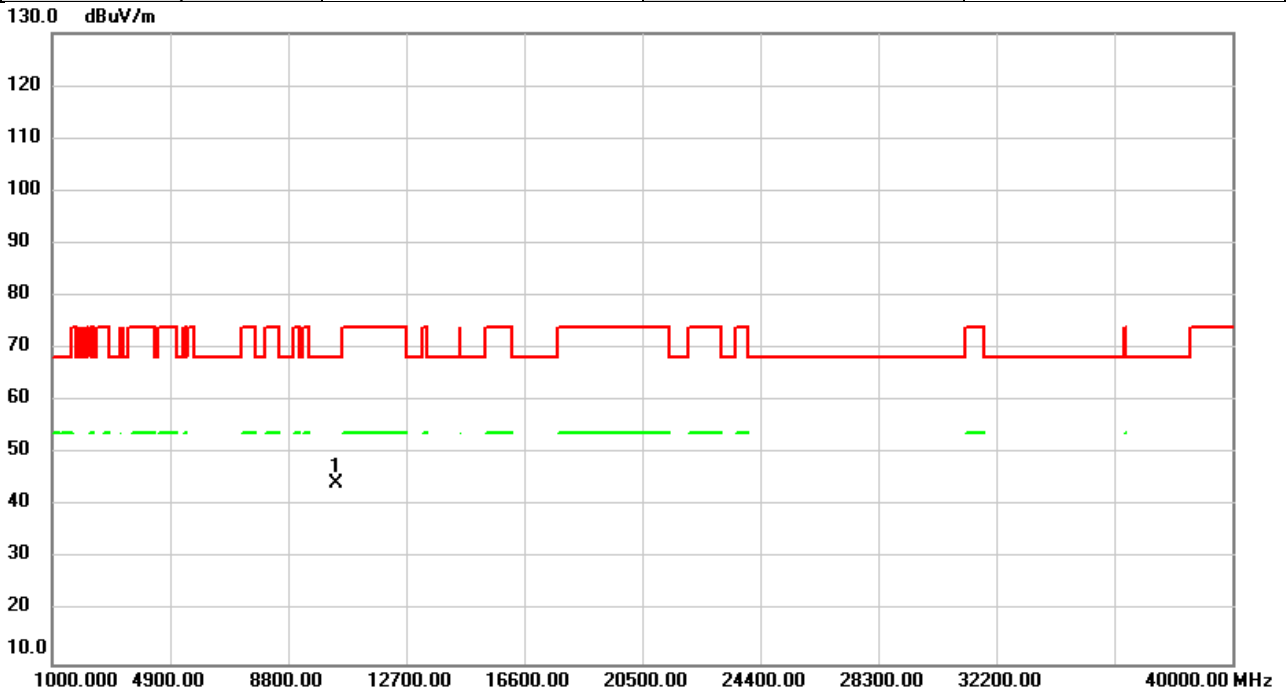


No.	Mk.	Freq.	Reading Level	Correct Factor	Measurement	Limit	Over	Detector	Comment
		MHz	dBuV	dB	dBuV/m	dBuV/m	dB		
1		11650.00	47.37	1.09	48.46	74.00	-25.54	peak	
2	*	11650.00	36.42	1.09	37.51	54.00	-16.49	AVG	

REMARKS:

- (1) Measurement Value = Reading Level + Correct Factor.
- (2) Margin Level = Measurement Value - Limit Value.

Test Mode	IEEE 802.11n (HT20)	Test Date	2023/2/17
Test Frequency	5180MHz	Polarization	Vertical
Temp	23°C	Hum.	59%

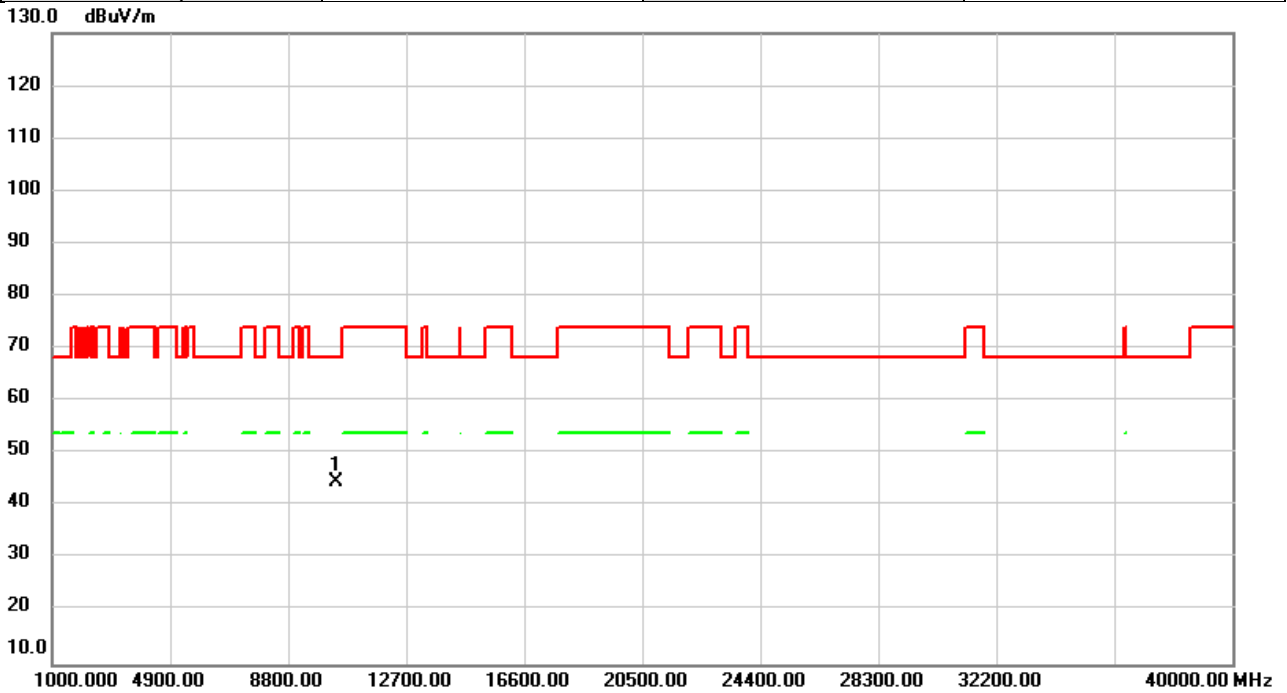


No.	Mk.	Freq. MHz	Reading Level dBuV	Correct Factor dB	Measure- ment dBuV/m	Limit dBuV/m	Over dB	Detector	Comment
1	*	10360.00	44.31	0.11	44.42	68.20	-23.78	peak	

REMARKS:

- (1) Measurement Value = Reading Level + Correct Factor.
- (2) Margin Level = Measurement Value - Limit Value.

Test Mode	IEEE 802.11n (HT20)	Test Date	2023/2/17
Test Frequency	5180MHz	Polarization	Horizontal
Temp	23°C	Hum.	59%

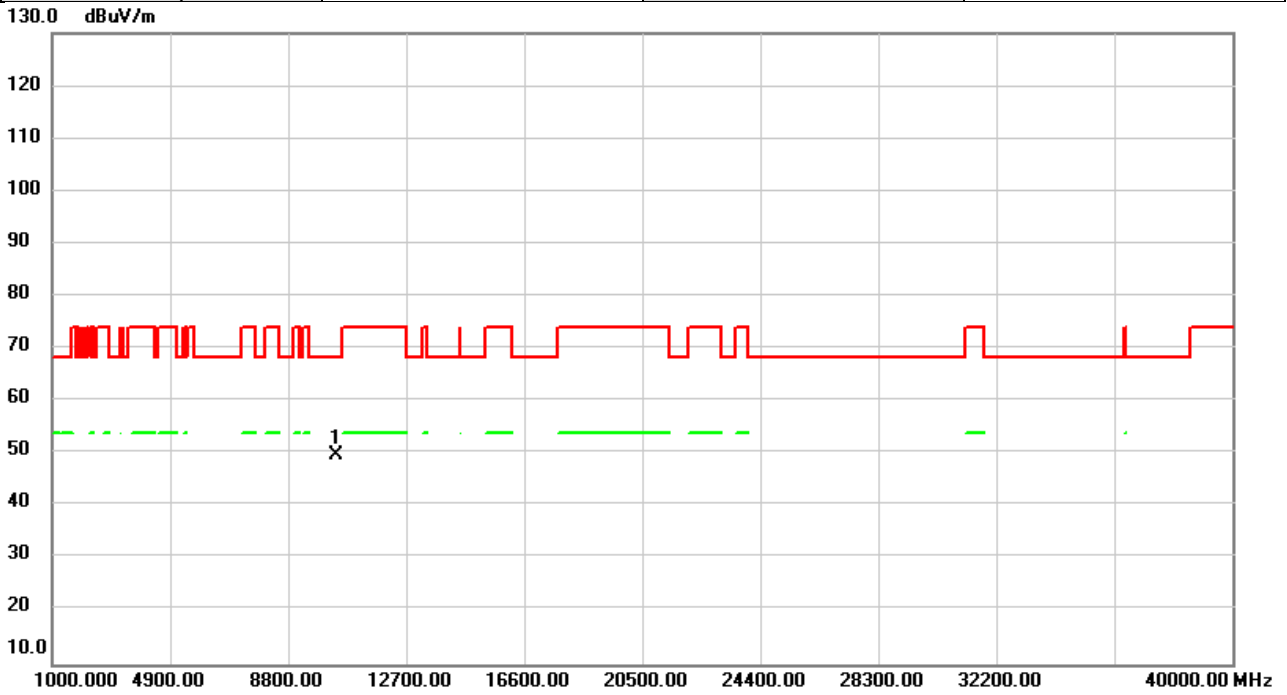


No.	Mk.	Freq.	Reading Level	Correct Factor	Measurement	Limit	Over	Detector	Comment
		MHz	dBuV	dB	dBuV/m	dBuV/m	dB		
1	*	10360.00	44.48	0.11	44.59	68.20	-23.61	peak	

REMARKS:

- (1) Measurement Value = Reading Level + Correct Factor.
- (2) Margin Level = Measurement Value - Limit Value.

Test Mode	IEEE 802.11n (HT20)	Test Date	2023/2/17
Test Frequency	5200MHz	Polarization	Vertical
Temp	23°C	Hum.	59%

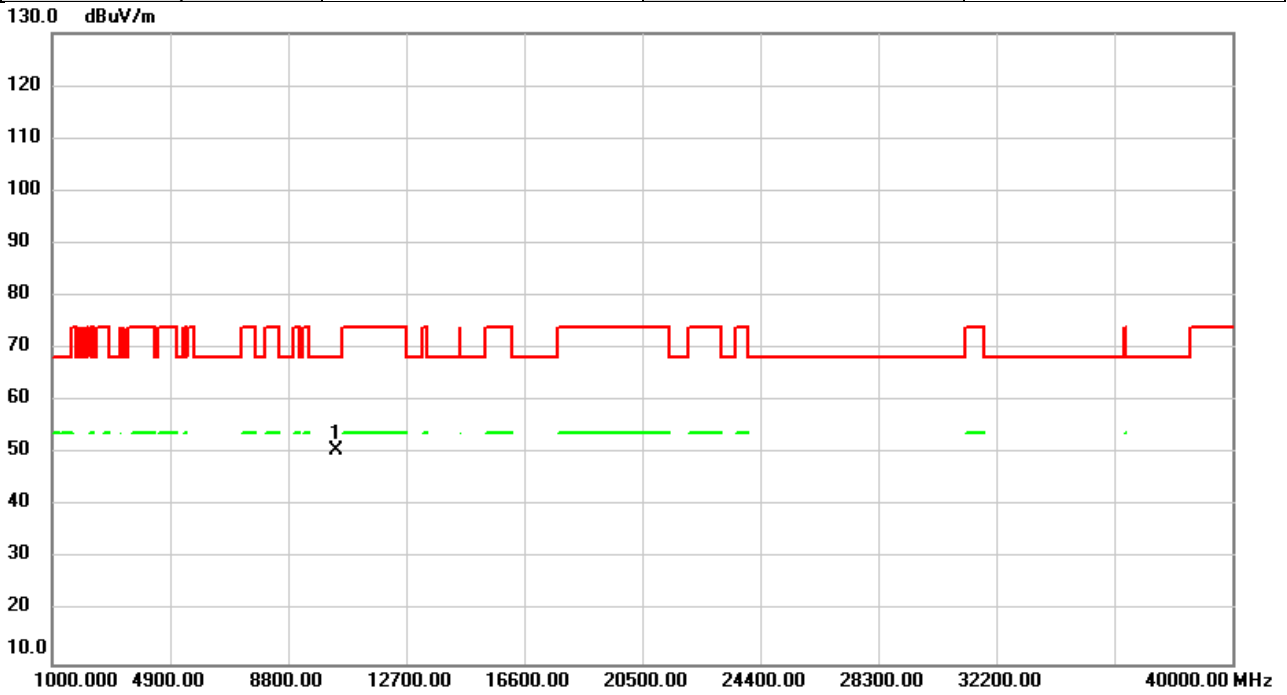


No.	Mk.	Freq. MHz	Reading Level dBuV	Correct Factor dB	Measure- ment dBuV/m	Limit dBuV/m	Over dB	Detector	Comment
1	*	10400.00	49.68	0.14	49.82	68.20	-18.38	peak	

REMARKS:

- (1) Measurement Value = Reading Level + Correct Factor.
- (2) Margin Level = Measurement Value - Limit Value.

Test Mode	IEEE 802.11n (HT20)	Test Date	2023/2/17
Test Frequency	5200MHz	Polarization	Horizontal
Temp	23°C	Hum.	59%

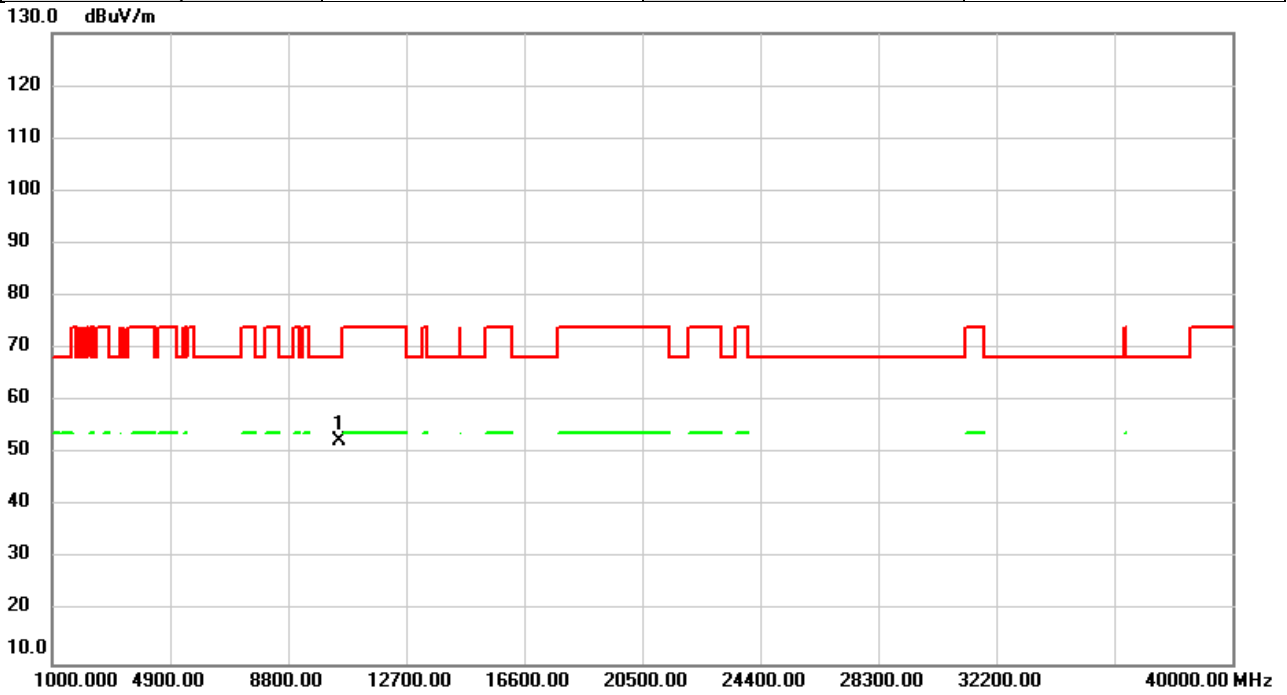


No.	Mk.	Freq.	Reading Level	Correct Factor	Measurement	Limit	Over	Detector	Comment
		MHz	dBuV	dB	dBuV/m	dBuV/m	dB		
1	*	10400.00	50.47	0.14	50.61	68.20	-17.59	peak	

REMARKS:

- (1) Measurement Value = Reading Level + Correct Factor.
- (2) Margin Level = Measurement Value - Limit Value.

Test Mode	IEEE 802.11n (HT20)	Test Date	2023/2/17
Test Frequency	5240MHz	Polarization	Vertical
Temp	23°C	Hum.	59%

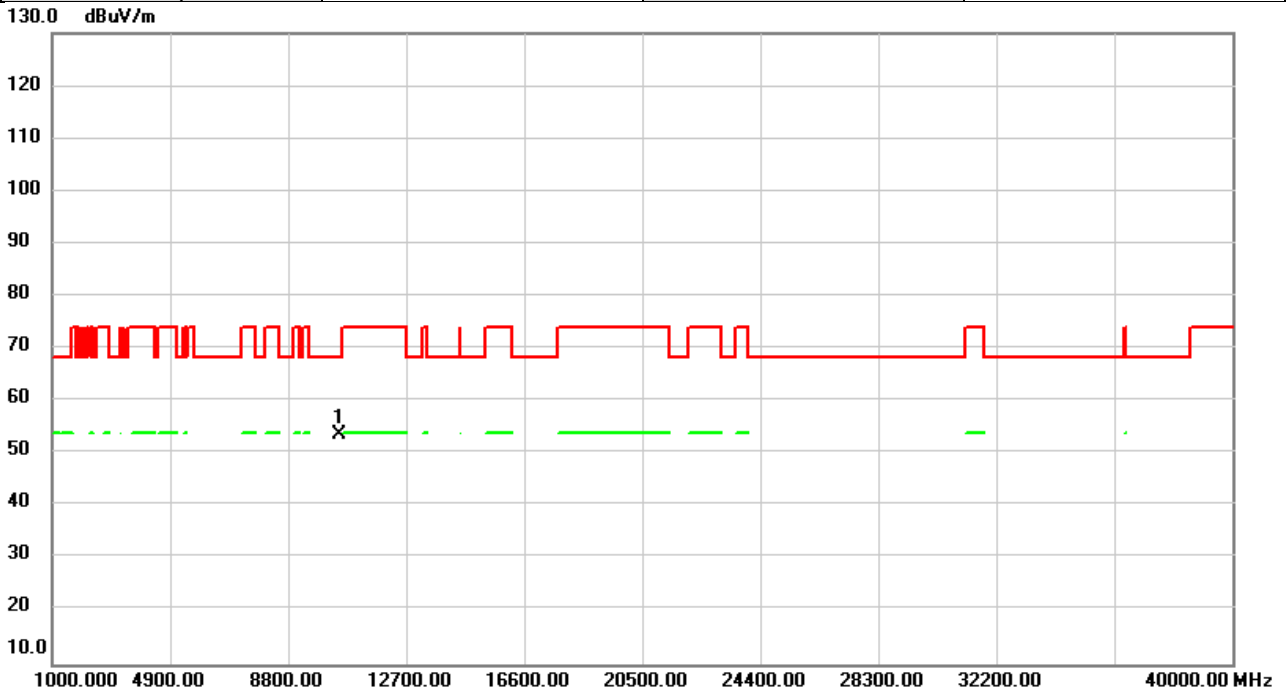


No.	Mk.	Freq.	Reading Level	Correct Factor	Measurement	Limit	Over	Detector	Comment
		MHz	dBuV	dB	dBuV/m	dBuV/m	dB		
1	*	10480.00	52.28	0.18	52.46	68.20	-15.74	peak	

REMARKS:

- (1) Measurement Value = Reading Level + Correct Factor.
- (2) Margin Level = Measurement Value - Limit Value.

Test Mode	IEEE 802.11n (HT20)	Test Date	2023/2/17
Test Frequency	5240MHz	Polarization	Horizontal
Temp	23°C	Hum.	59%

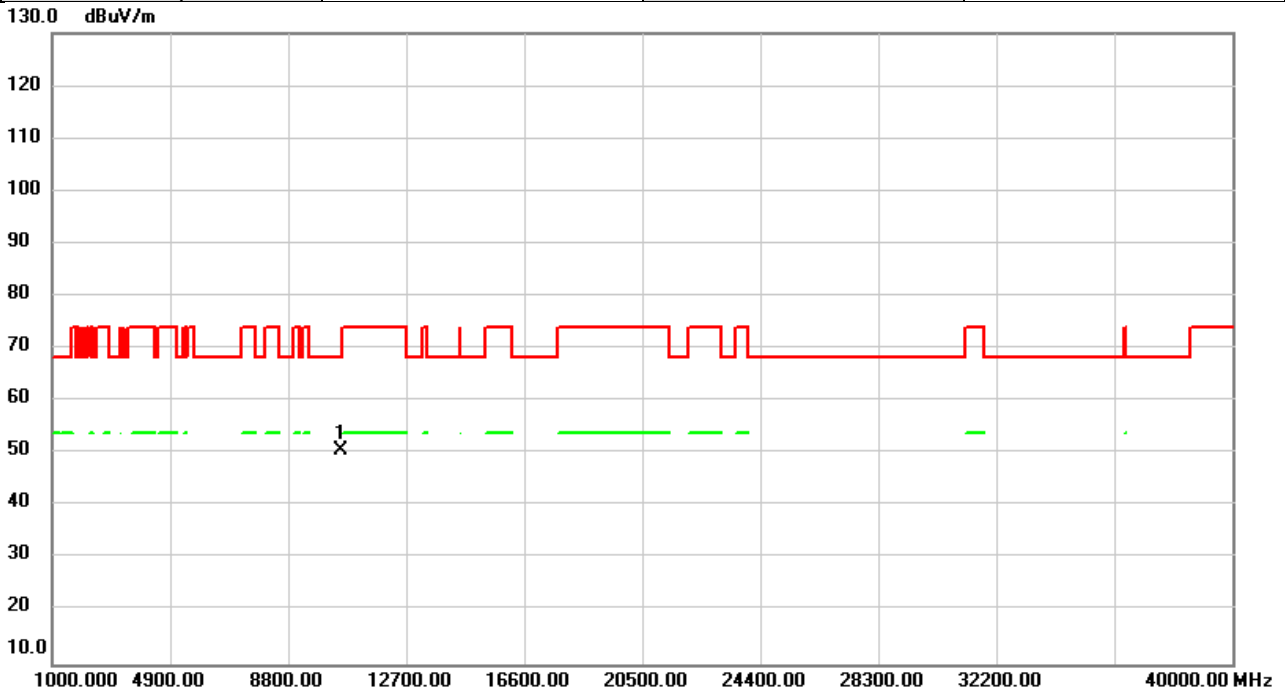


No.	Mk.	Freq.	Reading Level	Correct Factor	Measurement	Limit	Over	Detector	Comment
		MHz	dBuV	dB	dBuV/m	dBuV/m	dB		
1	*	10480.00	53.59	0.18	53.77	68.20	-14.43	peak	

REMARKS:

- (1) Measurement Value = Reading Level + Correct Factor.
- (2) Margin Level = Measurement Value - Limit Value.

Test Mode	IEEE 802.11n (HT20)	Test Date	2023/2/17
Test Frequency	5260MHz	Polarization	Vertical
Temp	23°C	Hum.	59%

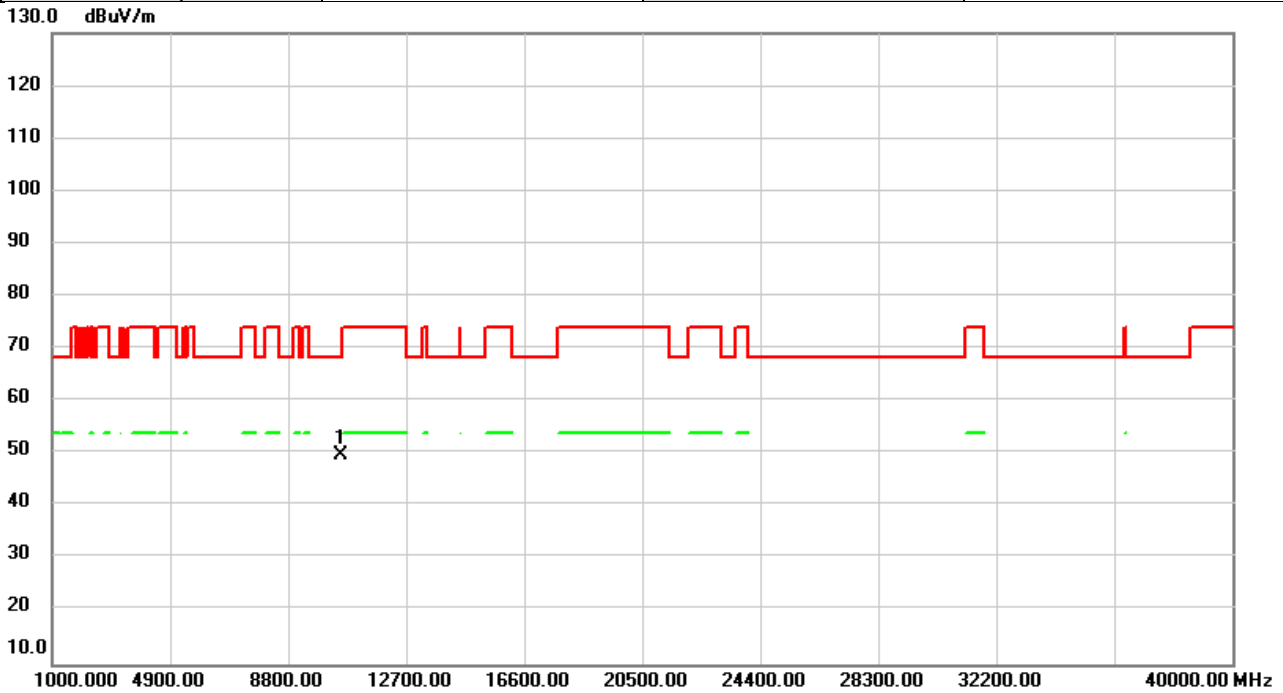


No.	Mk.	Freq.	Reading Level	Correct Factor	Measurement	Limit	Over	Detector	Comment
		MHz	dBuV	dB	dBuV/m	dBuV/m	dB		
1	*	10520.00	50.58	0.19	50.77	68.20	-17.43	peak	

REMARKS:

- (1) Measurement Value = Reading Level + Correct Factor.
- (2) Margin Level = Measurement Value - Limit Value.

Test Mode	IEEE 802.11n (HT20)	Test Date	2023/2/17
Test Frequency	5260MHz	Polarization	Horizontal
Temp	23°C	Hum.	59%

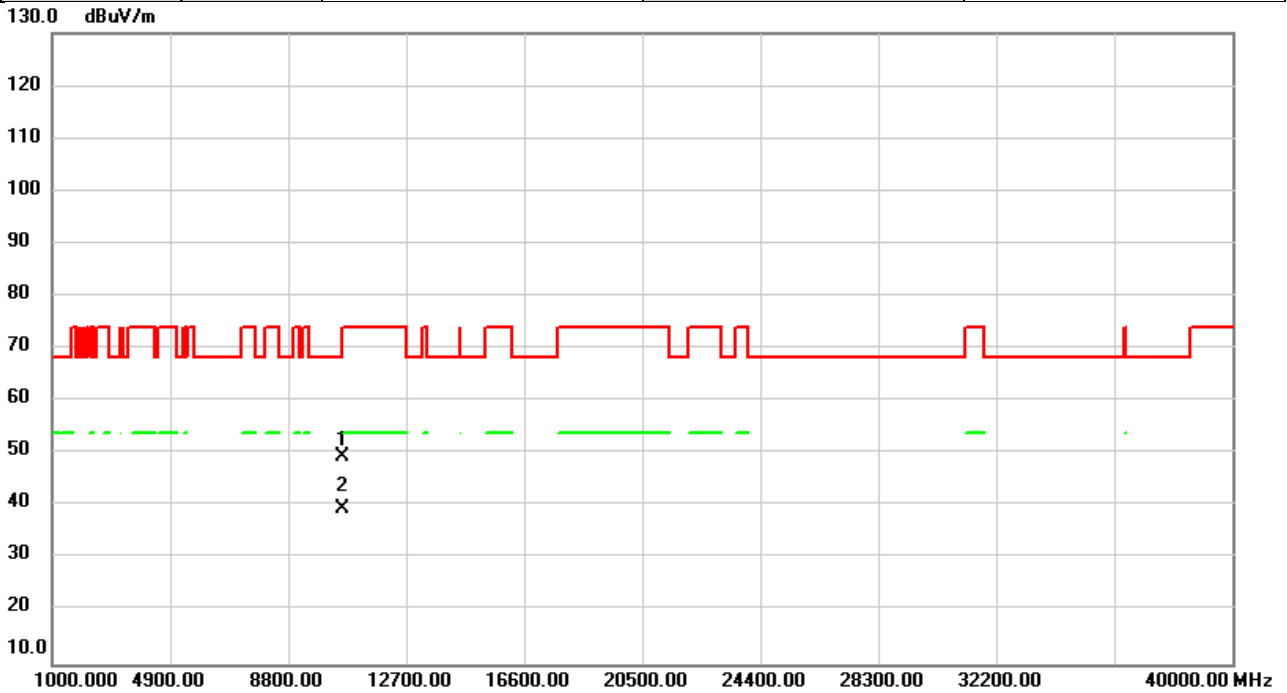


No.	Mk.	Freq.	Reading Level	Correct Factor	Measurement	Limit	Over	Detector	Comment
		MHz	dBuV	dB	dBuV/m	dBuV/m	dB		
1	*	10520.00	49.65	0.19	49.84	68.20	-18.36	peak	

REMARKS:

- (1) Measurement Value = Reading Level + Correct Factor.
- (2) Margin Level = Measurement Value - Limit Value.

Test Mode	IEEE 802.11n (HT20)	Test Date	2023/2/17
Test Frequency	5300MHz	Polarization	Vertical
Temp	23°C	Hum.	59%

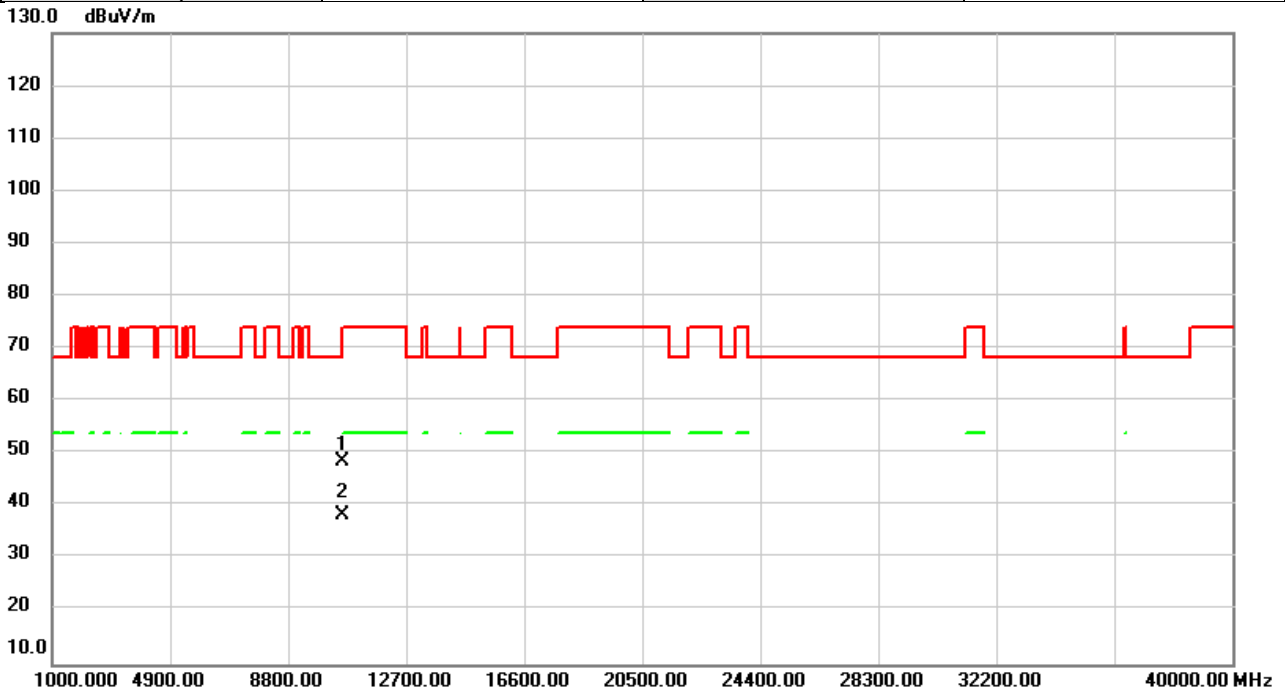


No.	Mk.	Freq. MHz	Reading Level dBuV	Correct Factor dB	Measure- ment dBuV/m	Limit dBuV/m	Over dB	Detector	Comment
1		10600.00	49.19	0.16	49.35	68.20	-18.85	peak	
2	*	10600.00	39.50	0.16	39.66	54.00	-14.34	AVG	

REMARKS:

- (1) Measurement Value = Reading Level + Correct Factor.
- (2) Margin Level = Measurement Value - Limit Value.

Test Mode	IEEE 802.11n (HT20)	Test Date	2023/2/17
Test Frequency	5300MHz	Polarization	Horizontal
Temp	23°C	Hum.	59%

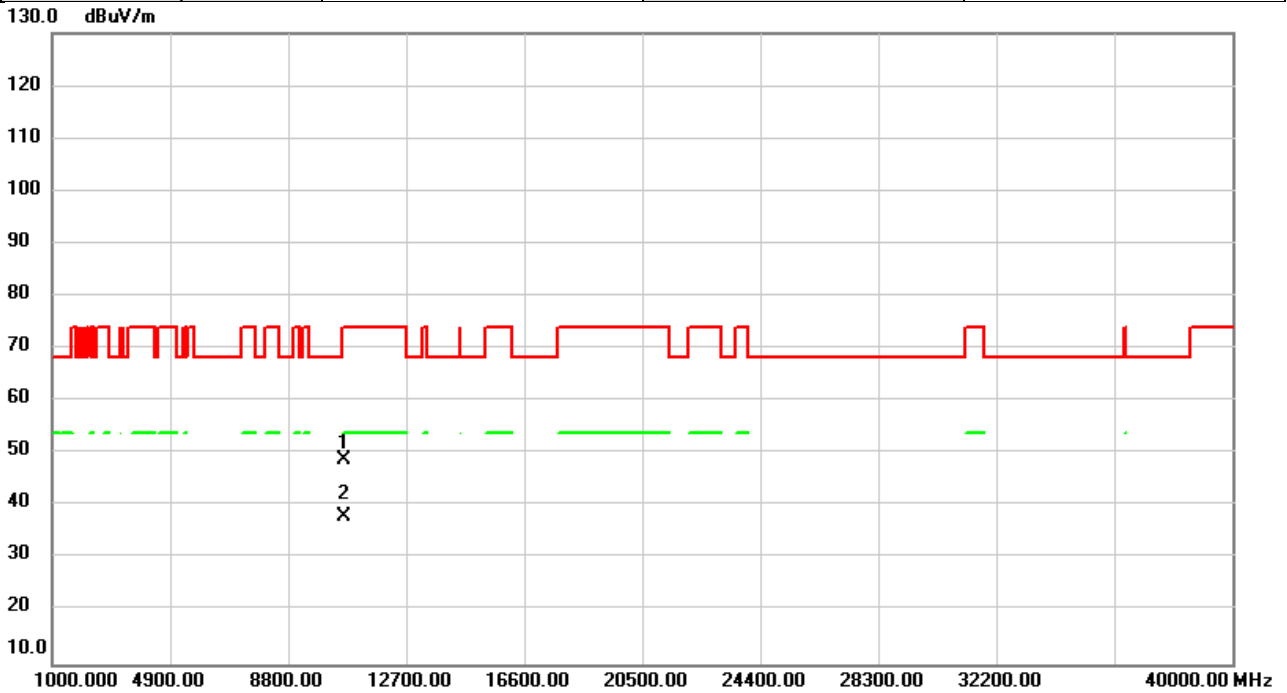


No.	Mk.	Freq.	Reading Level	Correct Factor	Measurement	Limit	Over	Detector	Comment
		MHz	dBuV	dB	dBuV/m	dBuV/m	dB		
1		10600.00	48.53	0.16	48.69	68.20	-19.51	peak	
2	*	10600.00	38.32	0.16	38.48	54.00	-15.52	AVG	

REMARKS:

- (1) Measurement Value = Reading Level + Correct Factor.
- (2) Margin Level = Measurement Value - Limit Value.

Test Mode	IEEE 802.11n (HT20)	Test Date	2023/2/17
Test Frequency	5320MHz	Polarization	Vertical
Temp	23°C	Hum.	59%

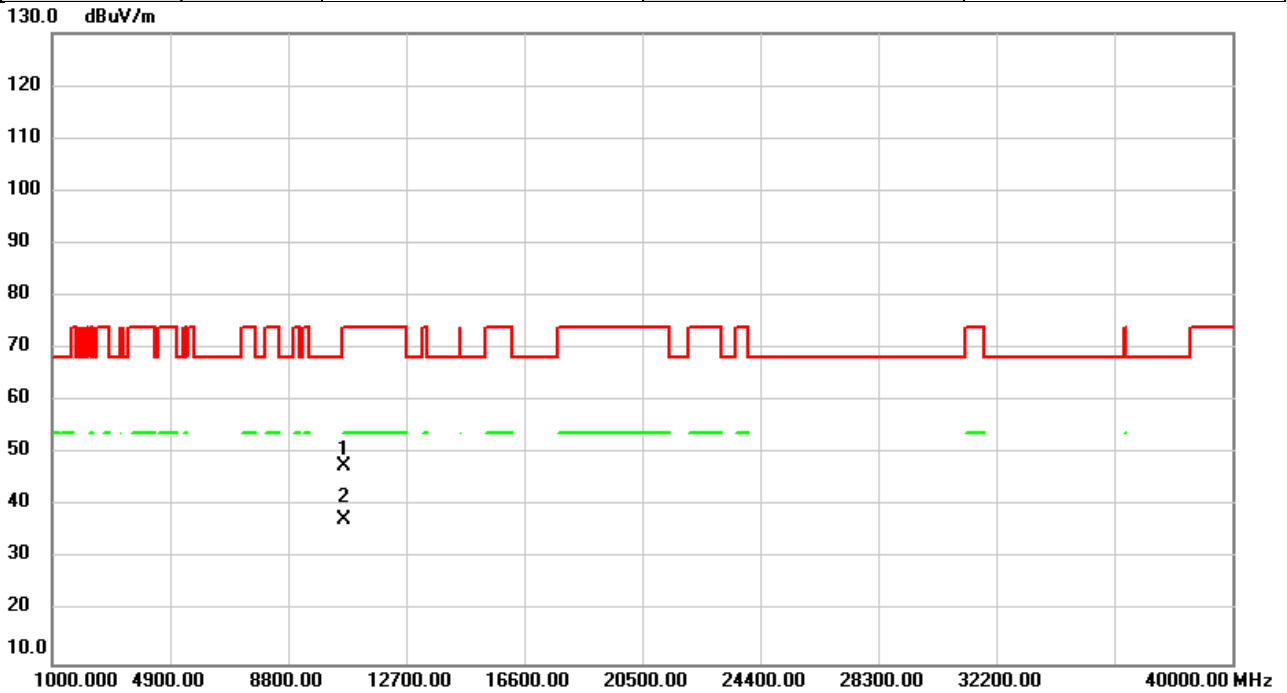


No.	Mk.	Freq. MHz	Reading Level dBuV	Correct Factor dB	Measure- ment dBuV/m	Limit dBuV/m	Over dB	Detector	Comment
1		10640.00	48.85	0.14	48.99	74.00	-25.01	peak	
2	*	10640.00	37.96	0.14	38.10	54.00	-15.90	AVG	

REMARKS:

- (1) Measurement Value = Reading Level + Correct Factor.
- (2) Margin Level = Measurement Value - Limit Value.

Test Mode	IEEE 802.11n (HT20)	Test Date	2023/2/17
Test Frequency	5320MHz	Polarization	Horizontal
Temp	23°C	Hum.	59%

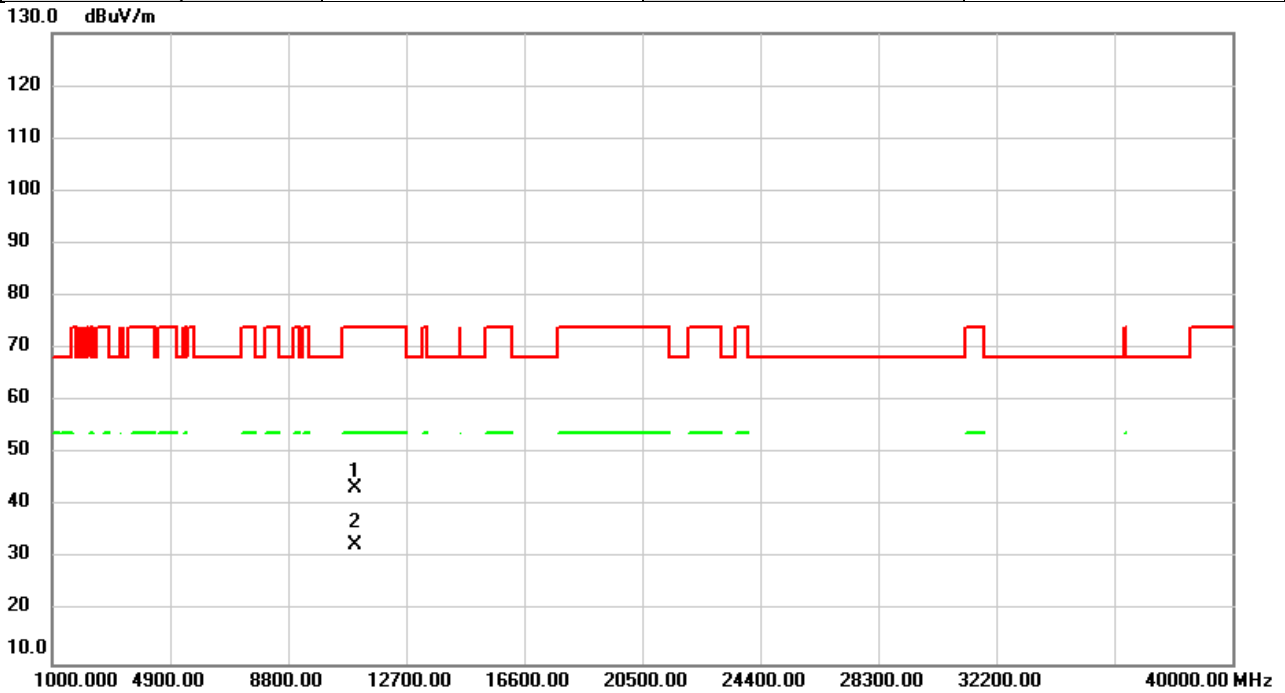


No.	Mk.	Freq. MHz	Reading Level dBuV	Correct Factor dB	Measure- ment dBuV/m	Limit dBuV/m	Over dB	Detector	Comment
1		10640.00	47.37	0.14	47.51	74.00	-26.49	peak	
2	*	10640.00	37.35	0.14	37.49	54.00	-16.51	AVG	

REMARKS:

- (1) Measurement Value = Reading Level + Correct Factor.
- (2) Margin Level = Measurement Value - Limit Value.

Test Mode	IEEE 802.11n (HT20)	Test Date	2023/2/17
Test Frequency	5500MHz	Polarization	Vertical
Temp	23°C	Hum.	59%

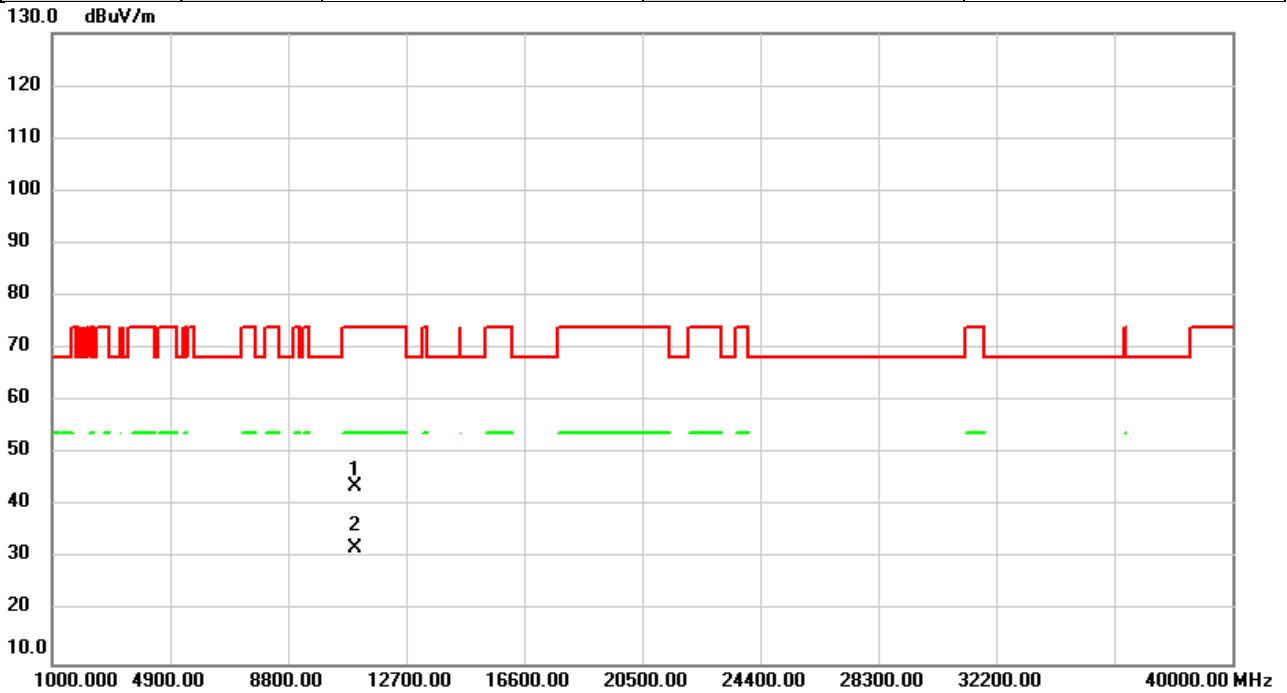


No.	Mk.	Freq. MHz	Reading Level dBuV	Correct Factor dB	Measure- ment dBuV/m	Limit dBuV/m	Over dB	Detector	Comment
1		11000.00	43.52	0.01	43.53	74.00	-30.47	peak	
2	*	11000.00	32.74	0.01	32.75	54.00	-21.25	AVG	

REMARKS:

- (1) Measurement Value = Reading Level + Correct Factor.
- (2) Margin Level = Measurement Value - Limit Value.

Test Mode	IEEE 802.11n (HT20)	Test Date	2023/2/17
Test Frequency	5500MHz	Polarization	Horizontal
Temp	23°C	Hum.	59%

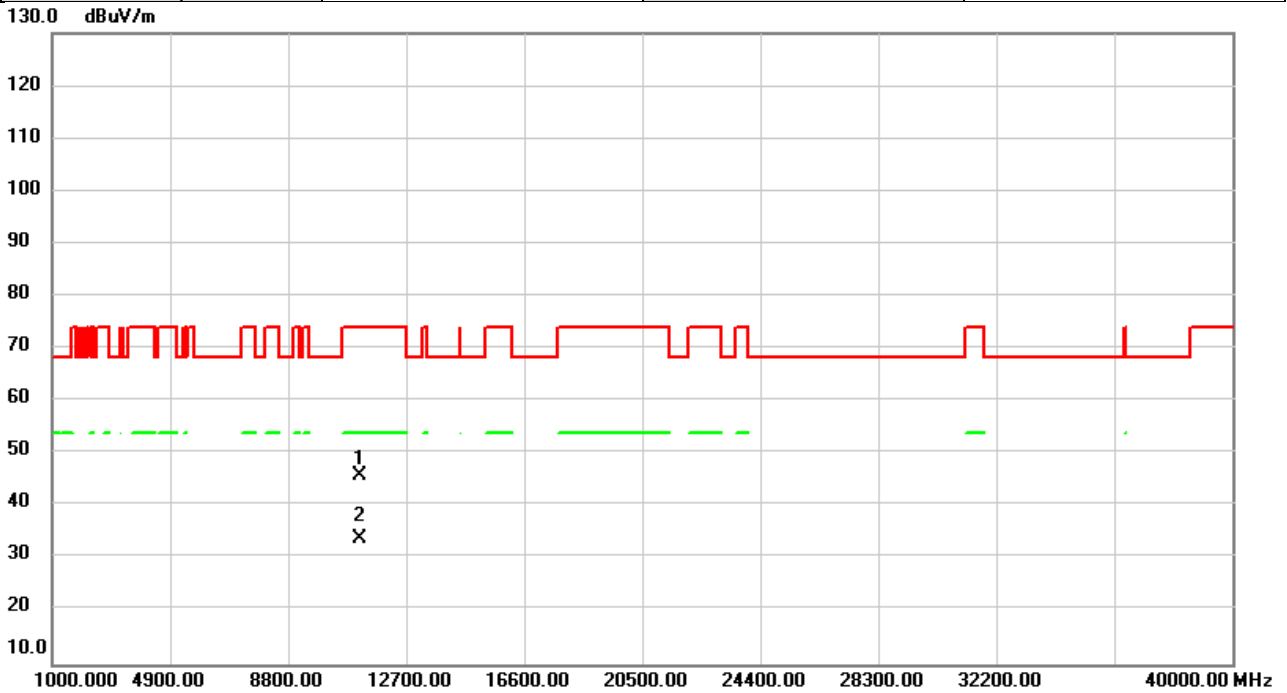


No.	Mk.	Freq. MHz	Reading Level dBuV	Correct Factor dB	Measure- ment dBuV/m	Limit dBuV/m	Over dB	Detector	Comment
1		11000.00	43.70	0.01	43.71	74.00	-30.29	peak	
2	*	11000.00	31.91	0.01	31.92	54.00	-22.08	AVG	

REMARKS:

- (1) Measurement Value = Reading Level + Correct Factor.
- (2) Margin Level = Measurement Value - Limit Value.

Test Mode	IEEE 802.11n (HT20)	Test Date	2023/2/17
Test Frequency	5580MHz	Polarization	Vertical
Temp	23°C	Hum.	59%

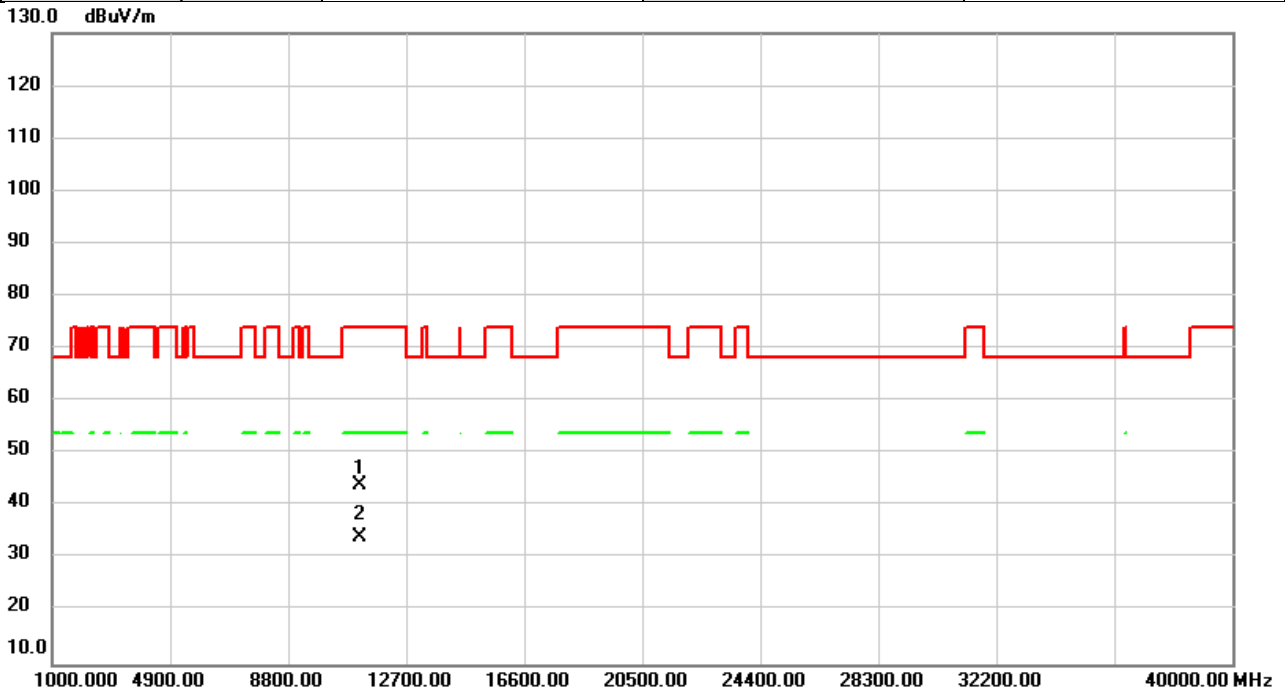


No.	Mk.	Freq. MHz	Reading Level dBuV	Correct Factor dB	Measure- ment dBuV/m	Limit dBuV/m	Over dB	Detector	Comment
1		11160.00	45.43	0.34	45.77	74.00	-28.23	peak	
2	*	11160.00	33.60	0.34	33.94	54.00	-20.06	AVG	

REMARKS:

- (1) Measurement Value = Reading Level + Correct Factor.
- (2) Margin Level = Measurement Value - Limit Value.

Test Mode	IEEE 802.11n (HT20)	Test Date	2023/2/17
Test Frequency	5580MHz	Polarization	Horizontal
Temp	23°C	Hum.	59%

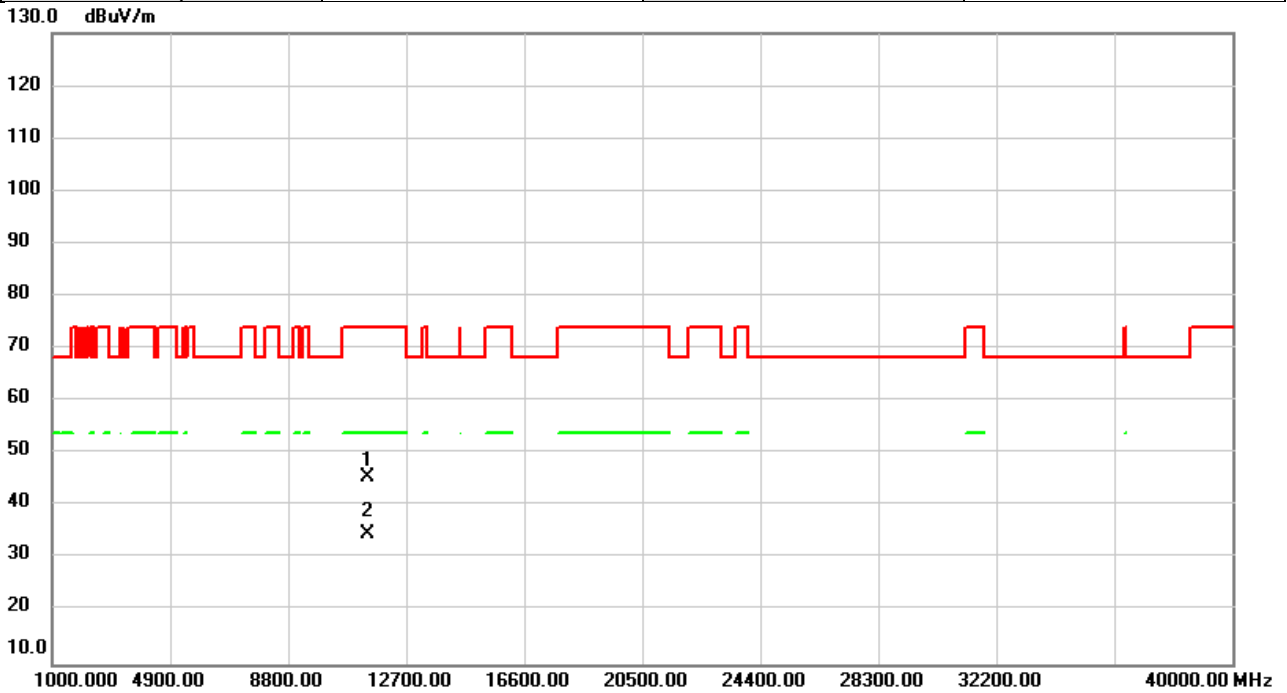


No.	Mk.	Freq. MHz	Reading Level dBuV	Correct Factor dB	Measure- ment dBuV/m	Limit dBuV/m	Over dB	Detector	Comment
1		11160.00	43.68	0.34	44.02	74.00	-29.98	peak	
2	*	11160.00	33.75	0.34	34.09	54.00	-19.91	AVG	

REMARKS:

- (1) Measurement Value = Reading Level + Correct Factor.
- (2) Margin Level = Measurement Value - Limit Value.

Test Mode	IEEE 802.11n (HT20)	Test Date	2023/2/17
Test Frequency	5700MHz	Polarization	Vertical
Temp	23°C	Hum.	59%

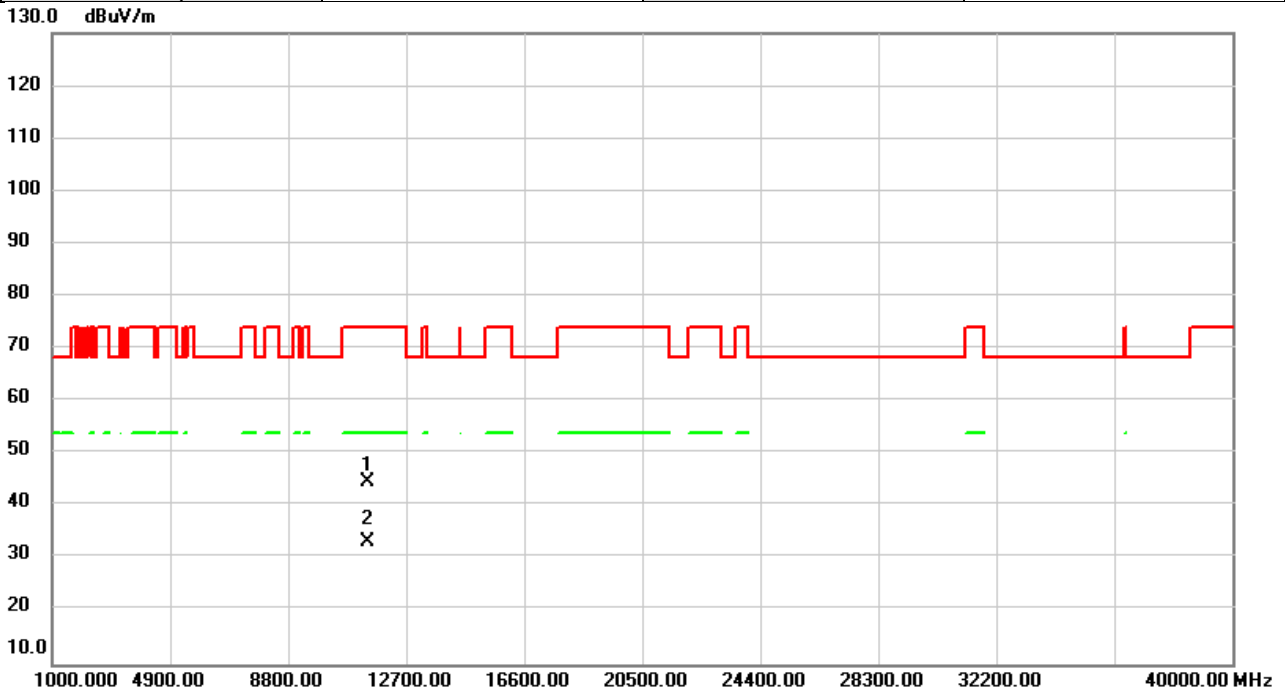


No.	Mk.	Freq.	Reading Level	Correct Factor	Measurement	Limit	Over	Detector	Comment
		MHz	dBuV	dB	dBuV/m	dBuV/m	dB		
1		11400.00	44.58	0.83	45.41	74.00	-28.59	peak	
2	*	11400.00	33.83	0.83	34.66	54.00	-19.34	AVG	

REMARKS:

- (1) Measurement Value = Reading Level + Correct Factor.
- (2) Margin Level = Measurement Value - Limit Value.

Test Mode	IEEE 802.11n (HT20)	Test Date	2023/2/17
Test Frequency	5700MHz	Polarization	Horizontal
Temp	23°C	Hum.	59%

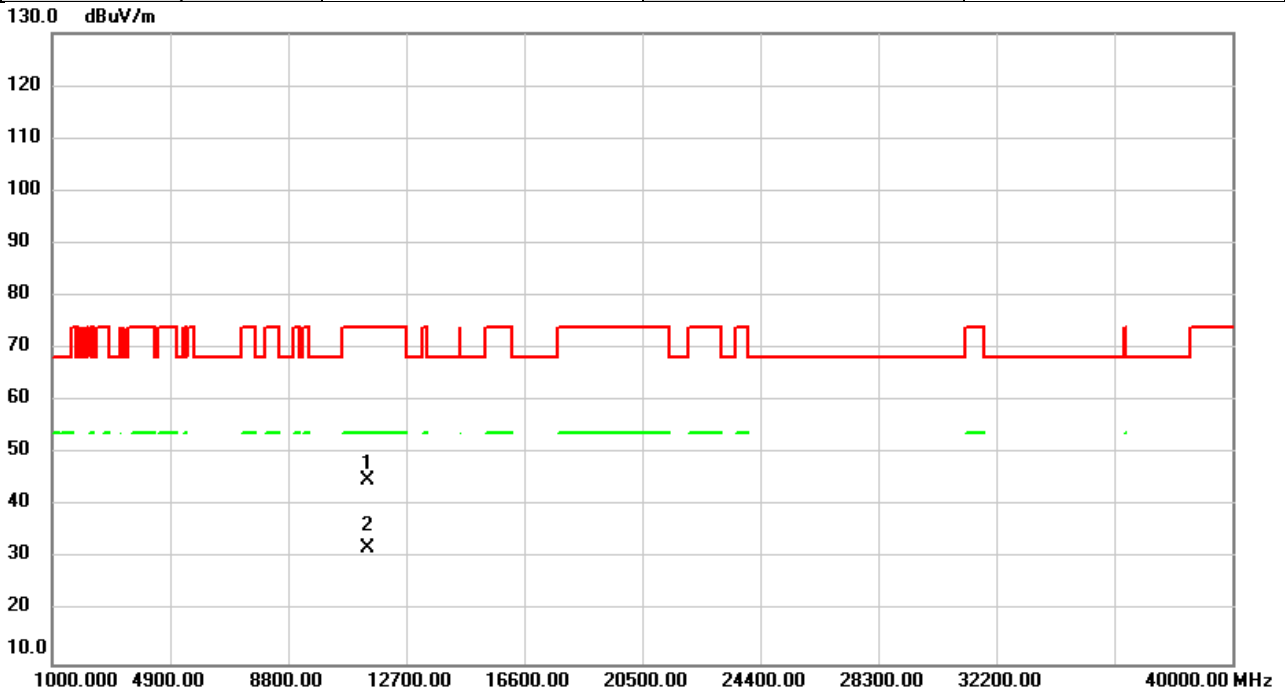


No.	Mk.	Freq. MHz	Reading Level dBuV	Correct Factor dB	Measure- ment dBuV/m	Limit dBuV/m	Over dB	Detector	Comment
1		11400.00	43.94	0.83	44.77	74.00	-29.23	peak	
2	*	11400.00	32.45	0.83	33.28	54.00	-20.72	AVG	

REMARKS:

- (1) Measurement Value = Reading Level + Correct Factor.
- (2) Margin Level = Measurement Value - Limit Value.

Test Mode	IEEE 802.11n (HT20)	Test Date	2023/2/17
Test Frequency	5720MHz	Polarization	Vertical
Temp	23°C	Hum.	59%

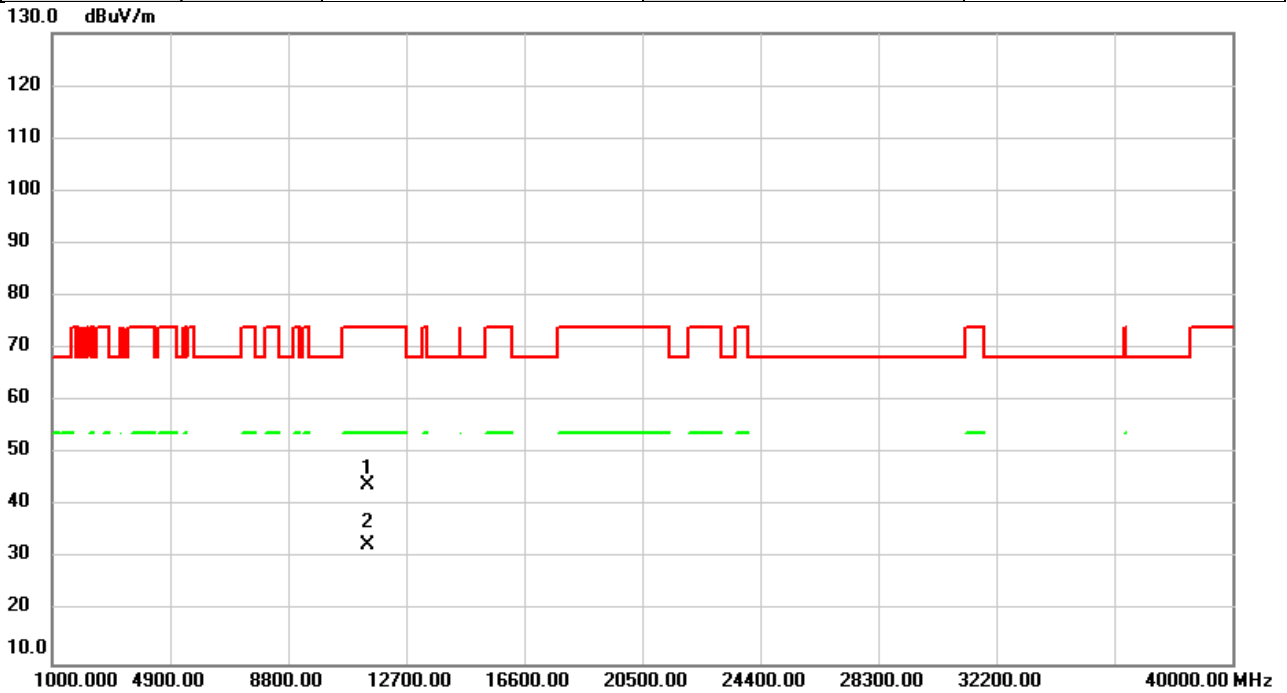


No.	Mk.	Freq. MHz	Reading Level dBuV	Correct Factor dB	Measure- ment dBuV/m	Limit dBuV/m	Over dB	Detector	Comment
1		11440.00	43.94	0.90	44.84	74.00	-29.16	peak	
2	*	11440.00	31.25	0.90	32.15	54.00	-21.85	AVG	

REMARKS:

- (1) Measurement Value = Reading Level + Correct Factor.
- (2) Margin Level = Measurement Value - Limit Value.

Test Mode	IEEE 802.11n (HT20)	Test Date	2023/2/17
Test Frequency	5720MHz	Polarization	Horizontal
Temp	23°C	Hum.	59%

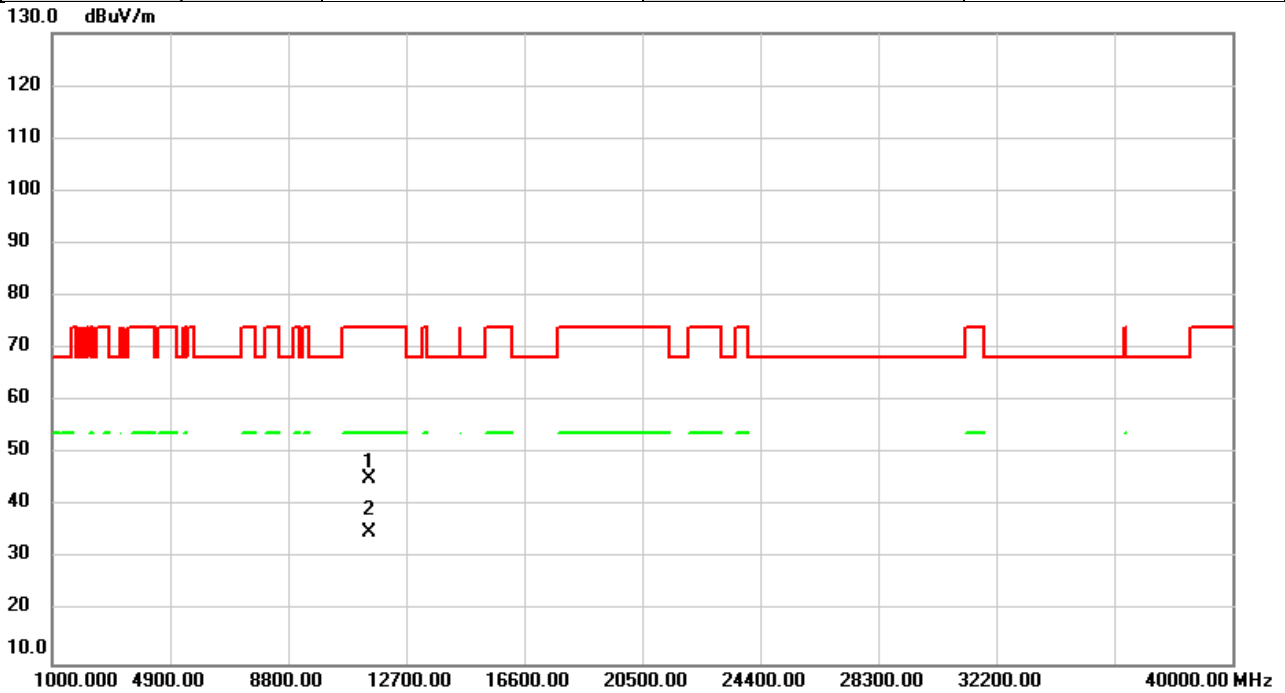


No.	Mk.	Freq. MHz	Reading Level dBuV	Correct Factor dB	Measure- ment dBuV/m	Limit dBuV/m	Over dB	Detector	Comment
1		11440.00	43.08	0.90	43.98	74.00	-30.02	peak	
2	*	11440.00	31.62	0.90	32.52	54.00	-21.48	AVG	

REMARKS:

- (1) Measurement Value = Reading Level + Correct Factor.
- (2) Margin Level = Measurement Value - Limit Value.

Test Mode	IEEE 802.11n (HT20)	Test Date	2023/2/17
Test Frequency	5745MHz	Polarization	Vertical
Temp	23°C	Hum.	59%

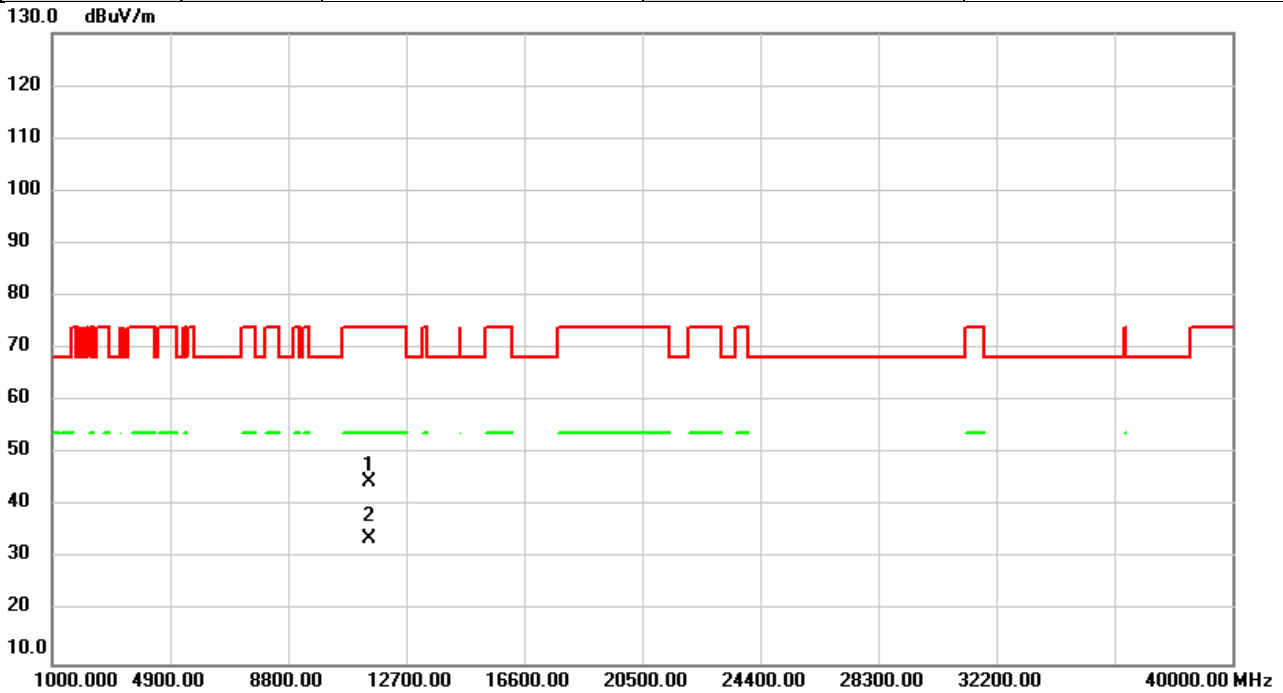


No.	Mk.	Freq.	Reading Level	Correct Factor	Measurement	Limit	Over	Detector	Comment
		MHz	dBuV	dB	dBuV/m	dBuV/m	dB		
1		11490.00	44.30	1.01	45.31	74.00	-28.69	peak	
2	*	11490.00	34.09	1.01	35.10	54.00	-18.90	AVG	

REMARKS:

- (1) Measurement Value = Reading Level + Correct Factor.
- (2) Margin Level = Measurement Value - Limit Value.

Test Mode	IEEE 802.11n (HT20)	Test Date	2023/2/17
Test Frequency	5745MHz	Polarization	Horizontal
Temp	23°C	Hum.	59%

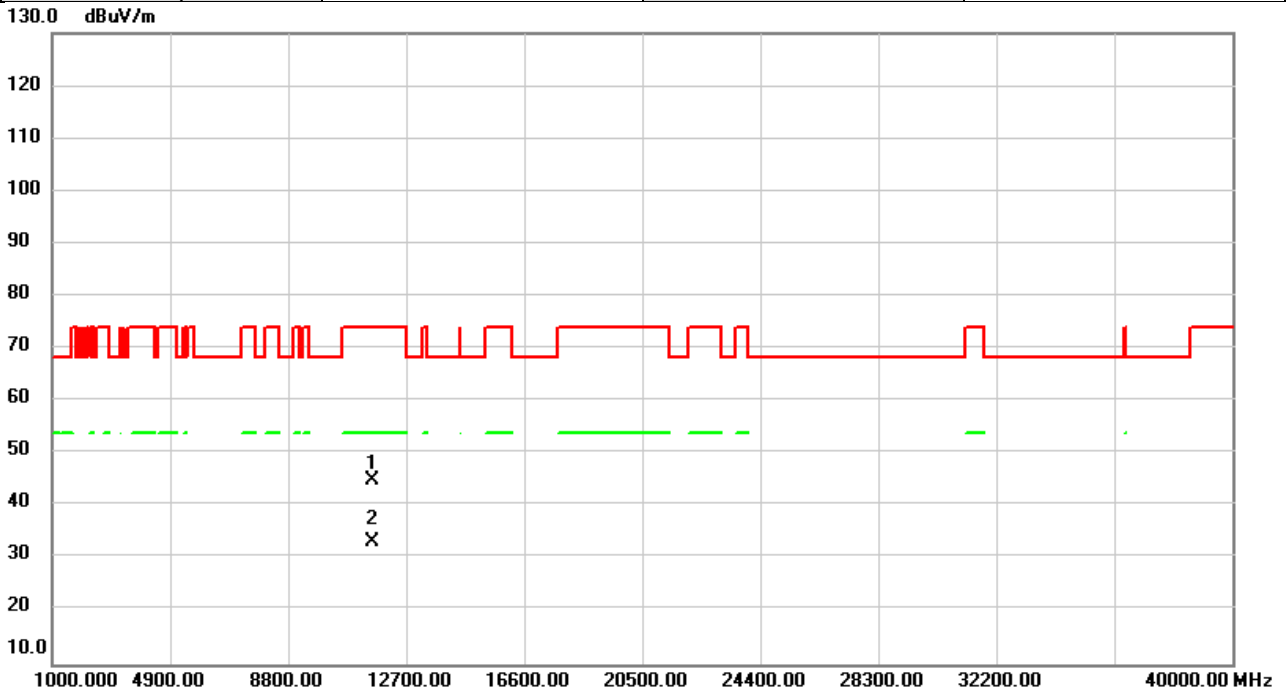


No.	Mk.	Freq. MHz	Reading Level dBuV	Correct Factor dB	Measure- ment dBuV/m	Limit dBuV/m	Over dB	Detector	Comment
1		11490.00	43.70	1.01	44.71	74.00	-29.29	peak	
2	*	11490.00	32.76	1.01	33.77	54.00	-20.23	AVG	

REMARKS:

- (1) Measurement Value = Reading Level + Correct Factor.
- (2) Margin Level = Measurement Value - Limit Value.

Test Mode	IEEE 802.11n (HT20)	Test Date	2023/2/17
Test Frequency	5785MHz	Polarization	Vertical
Temp	23°C	Hum.	59%

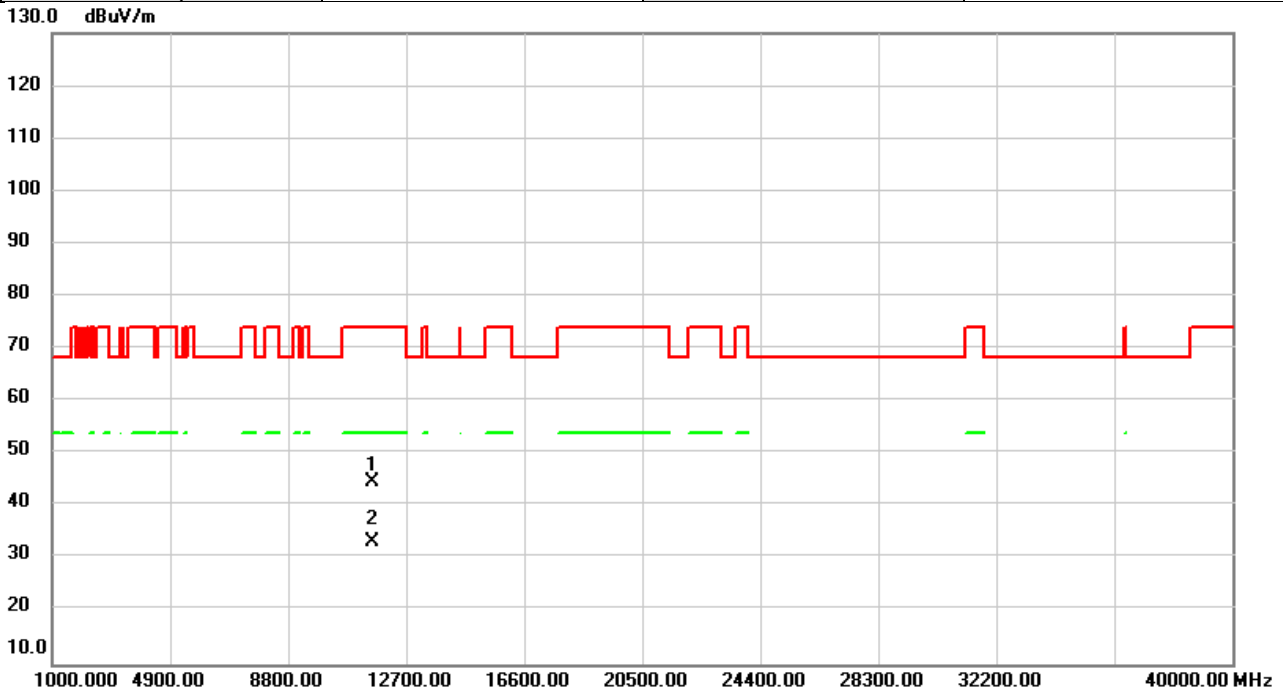


No.	Mk.	Freq.	Reading Level	Correct Factor	Measurement	Limit	Over	Detector	Comment
		MHz	dBuV	dB	dBuV/m	dBuV/m	dB		
1		11570.00	43.83	1.05	44.88	74.00	-29.12	peak	
2	*	11570.00	32.33	1.05	33.38	54.00	-20.62	AVG	

REMARKS:

- (1) Measurement Value = Reading Level + Correct Factor.
- (2) Margin Level = Measurement Value - Limit Value.

Test Mode	IEEE 802.11n (HT20)	Test Date	2023/2/17
Test Frequency	5785MHz	Polarization	Horizontal
Temp	23°C	Hum.	59%

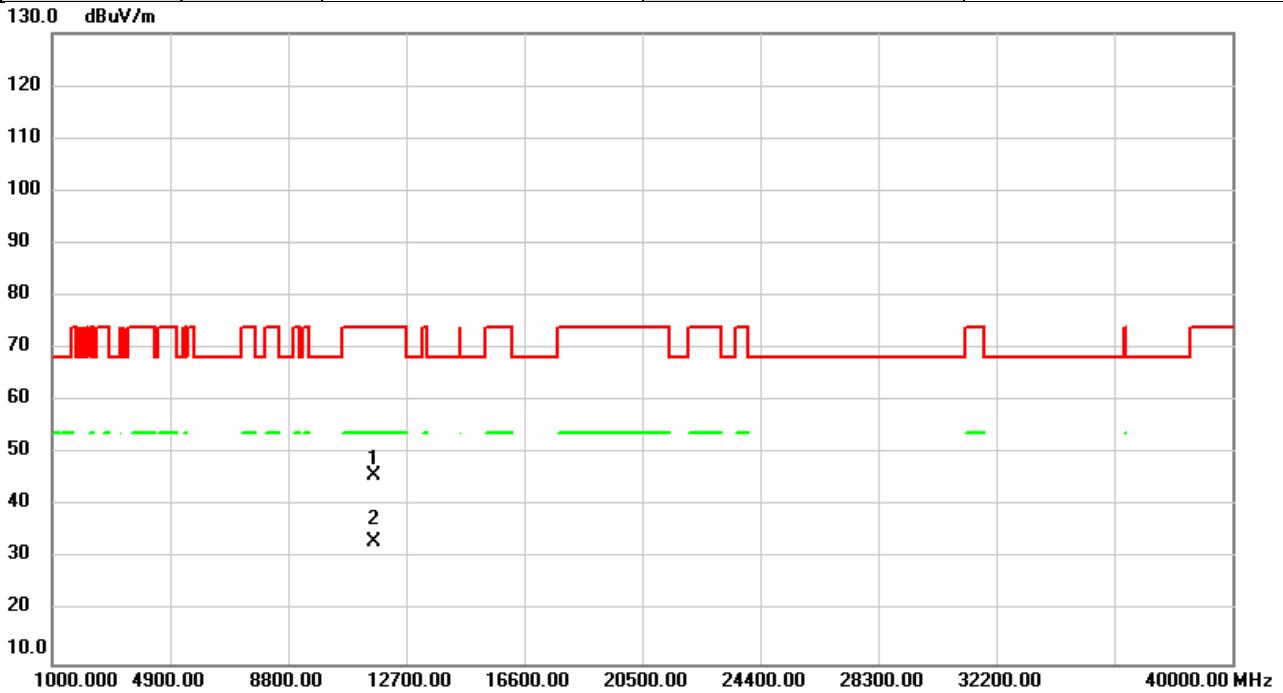


No.	Mk.	Freq. MHz	Reading Level dBuV	Correct Factor dB	Measure- ment dBuV/m	Limit dBuV/m	Over dB	Detector	Comment
1		11570.00	43.48	1.05	44.53	74.00	-29.47	peak	
2	*	11570.00	32.25	1.05	33.30	54.00	-20.70	AVG	

REMARKS:

- (1) Measurement Value = Reading Level + Correct Factor.
- (2) Margin Level = Measurement Value - Limit Value.

Test Mode	IEEE 802.11n (HT20)	Test Date	2023/2/17
Test Frequency	5825MHz	Polarization	Vertical
Temp	23°C	Hum.	59%

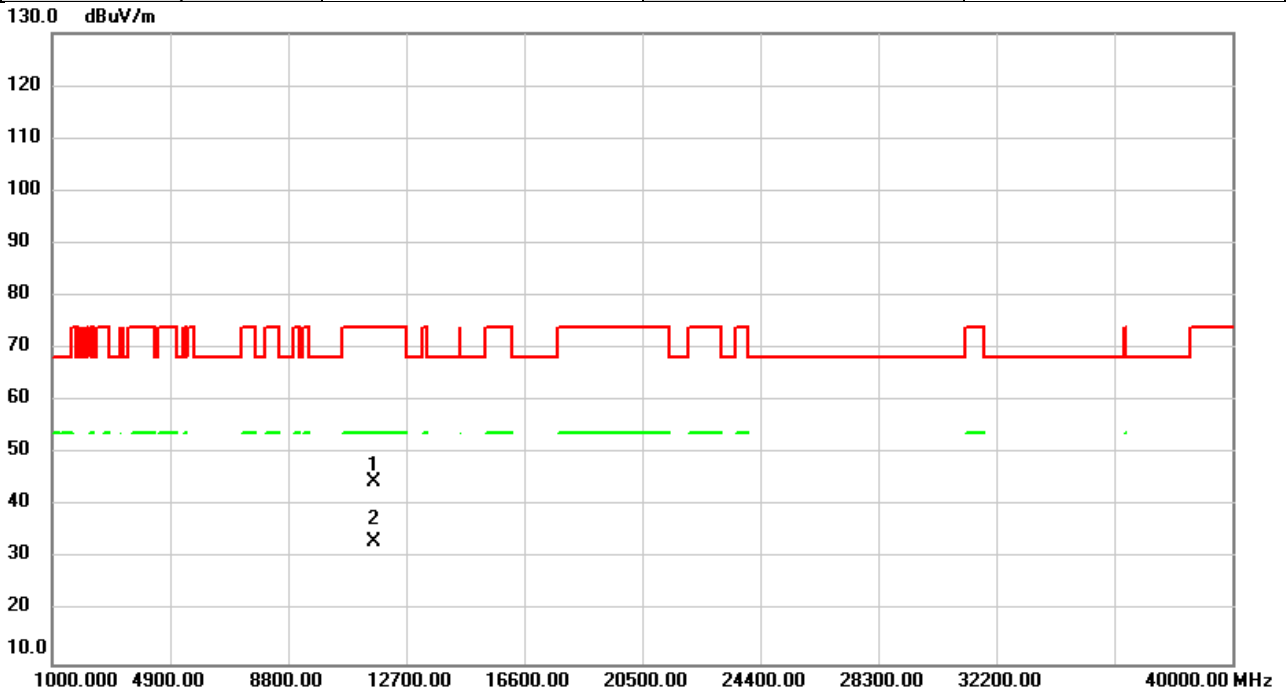


No.	Mk.	Freq. MHz	Reading Level dBuV	Correct Factor dB	Measure- ment dBuV/m	Limit dBuV/m	Over dB	Detector	Comment
1		11650.00	44.64	1.09	45.73	74.00	-28.27	peak	
2	*	11650.00	32.19	1.09	33.28	54.00	-20.72	AVG	

REMARKS:

- (1) Measurement Value = Reading Level + Correct Factor.
- (2) Margin Level = Measurement Value - Limit Value.

Test Mode	IEEE 802.11n (HT20)	Test Date	2023/2/17
Test Frequency	5825MHz	Polarization	Horizontal
Temp	23°C	Hum.	59%

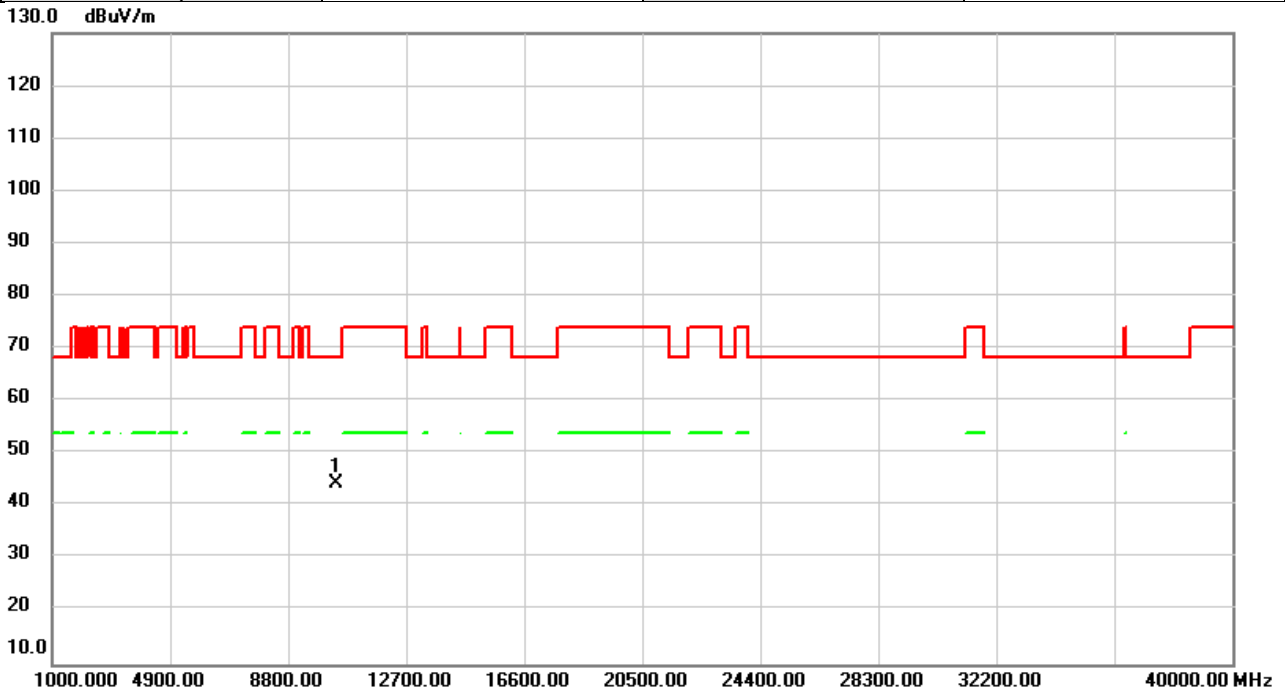


No.	Mk.	Freq. MHz	Reading Level dBuV	Correct Factor dB	Measure- ment dBuV/m	Limit dBuV/m	Over dB	Detector	Comment
1		11650.00	43.70	1.09	44.79	74.00	-29.21	peak	
2	*	11650.00	32.10	1.09	33.19	54.00	-20.81	AVG	

REMARKS:

- (1) Measurement Value = Reading Level + Correct Factor.
- (2) Margin Level = Measurement Value - Limit Value.

Test Mode	IEEE 802.11n (HT40)	Test Date	2023/2/17
Test Frequency	5190MHz	Polarization	Vertical
Temp	23°C	Hum.	59%

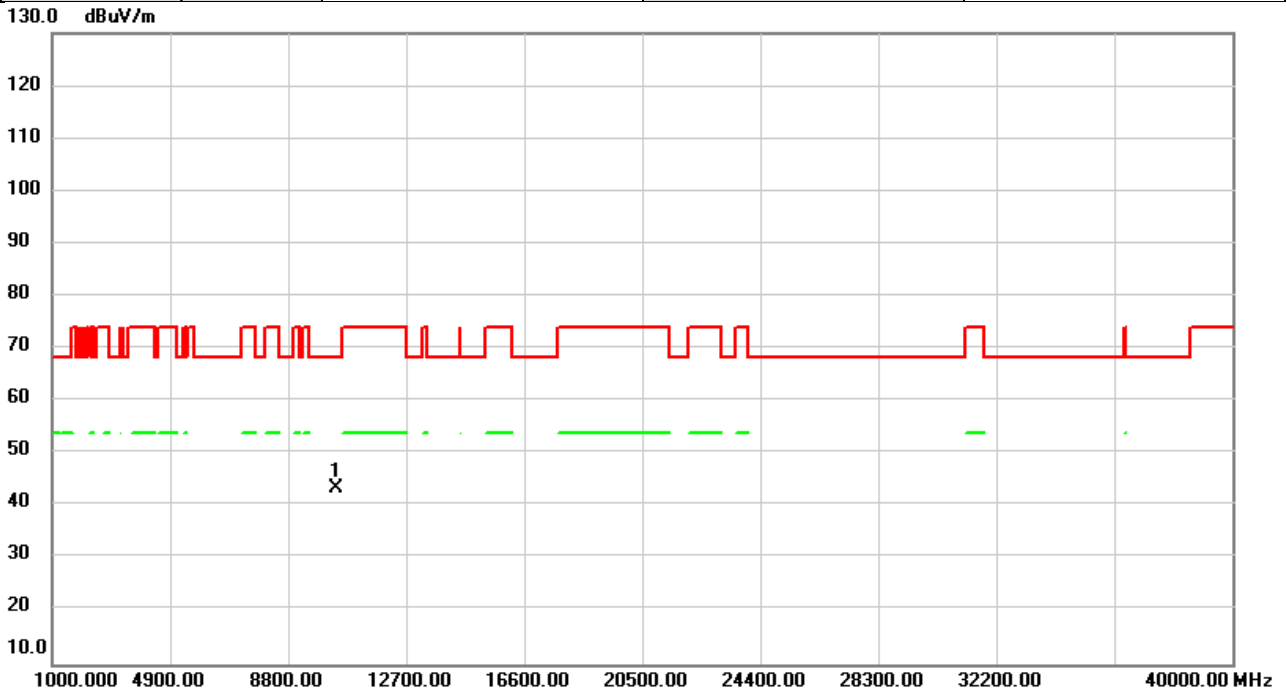


No.	Mk.	Freq. MHz	Reading Level dBuV	Correct Factor dB	Measure- ment dBuV/m	Limit dBuV/m	Over dB	Detector	Comment
1	*	10380.00	44.22	0.13	44.35	68.20	-23.85	peak	

REMARKS:

- (1) Measurement Value = Reading Level + Correct Factor.
- (2) Margin Level = Measurement Value - Limit Value.

Test Mode	IEEE 802.11n (HT40)	Test Date	2023/2/17
Test Frequency	5190MHz	Polarization	Horizontal
Temp	23°C	Hum.	59%

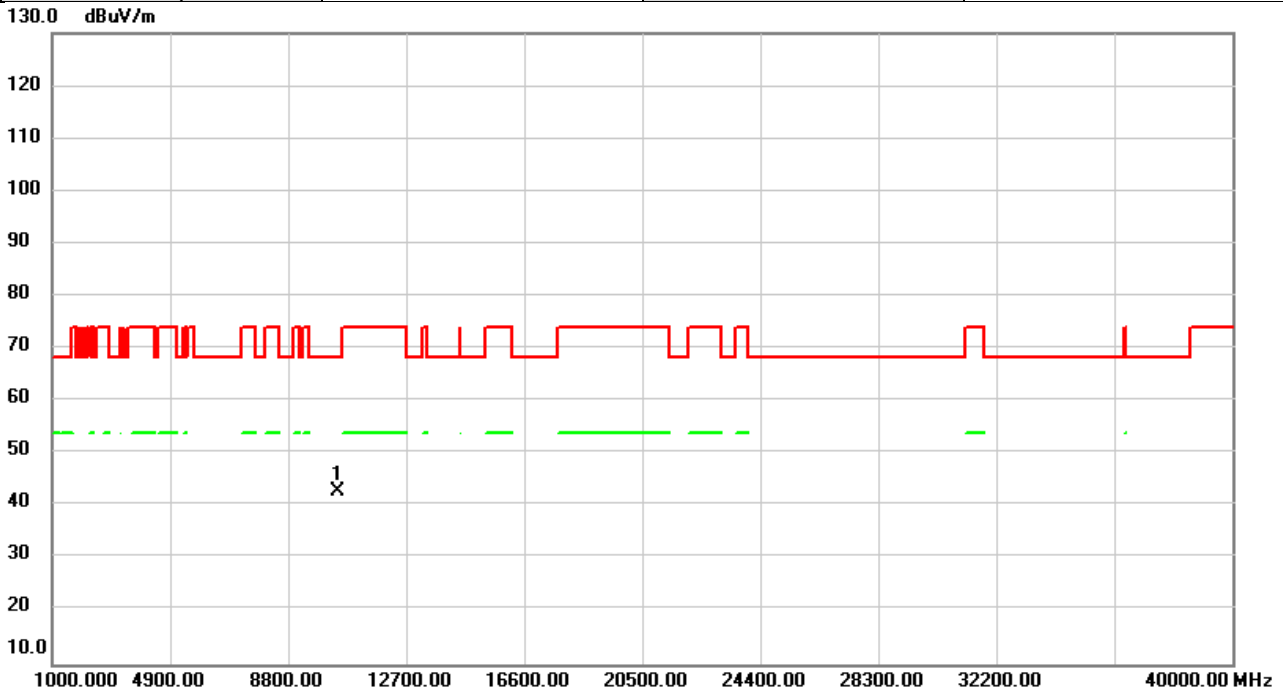


No.	Mk.	Freq.	Reading Level	Correct Factor	Measurement	Limit	Over	Detector	Comment
		MHz	dBuV	dB	dBuV/m	dBuV/m	dB		
1	*	10380.00	43.42	0.13	43.55	68.20	-24.65	peak	

REMARKS:

- (1) Measurement Value = Reading Level + Correct Factor.
- (2) Margin Level = Measurement Value - Limit Value.

Test Mode	IEEE 802.11n (HT40)	Test Date	2023/2/17
Test Frequency	5230MHz	Polarization	Vertical
Temp	23°C	Hum.	59%

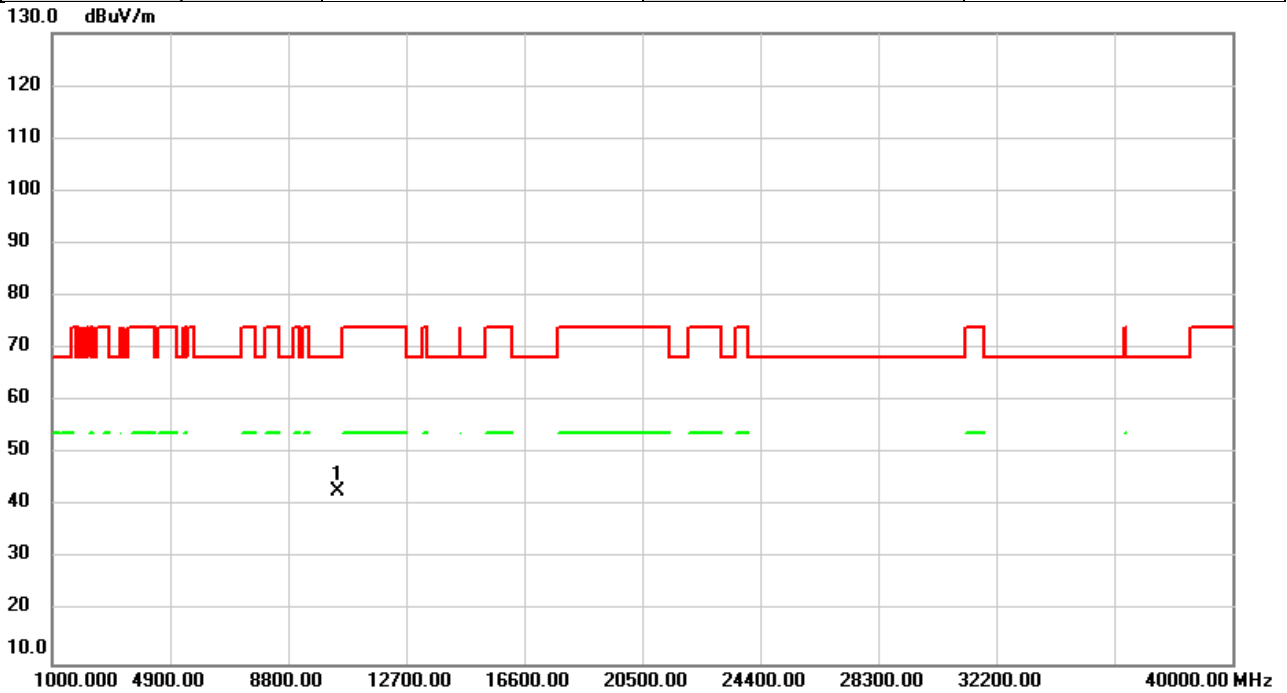


No.	Mk.	Freq.	Reading Level	Correct Factor	Measurement	Limit	Over	Detector	Comment
		MHz	dBuV	dB	dBuV/m	dBuV/m	dB		
1	*	10460.00	42.75	0.16	42.91	68.20	-25.29	peak	

REMARKS:

- (1) Measurement Value = Reading Level + Correct Factor.
- (2) Margin Level = Measurement Value - Limit Value.

Test Mode	IEEE 802.11n (HT40)	Test Date	2023/2/17
Test Frequency	5230MHz	Polarization	Horizontal
Temp	23°C	Hum.	59%

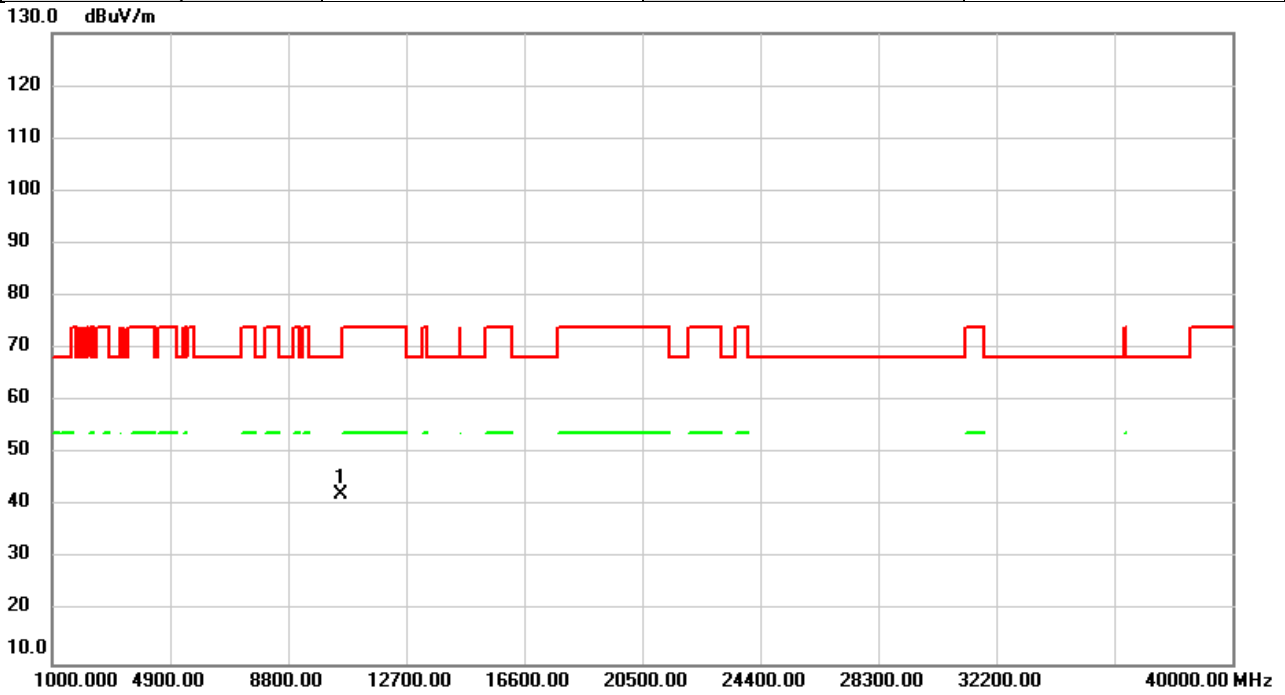


No.	Mk.	Freq.	Reading Level	Correct Factor	Measurement	Limit	Over	Detector	Comment
		MHz	dBuV	dB	dBuV/m	dBuV/m	dB		
1	*	10460.00	42.63	0.16	42.79	68.20	-25.41	peak	

REMARKS:

- (1) Measurement Value = Reading Level + Correct Factor.
- (2) Margin Level = Measurement Value - Limit Value.

Test Mode	IEEE 802.11n (HT40)	Test Date	2023/2/17
Test Frequency	5270MHz	Polarization	Vertical
Temp	23°C	Hum.	59%

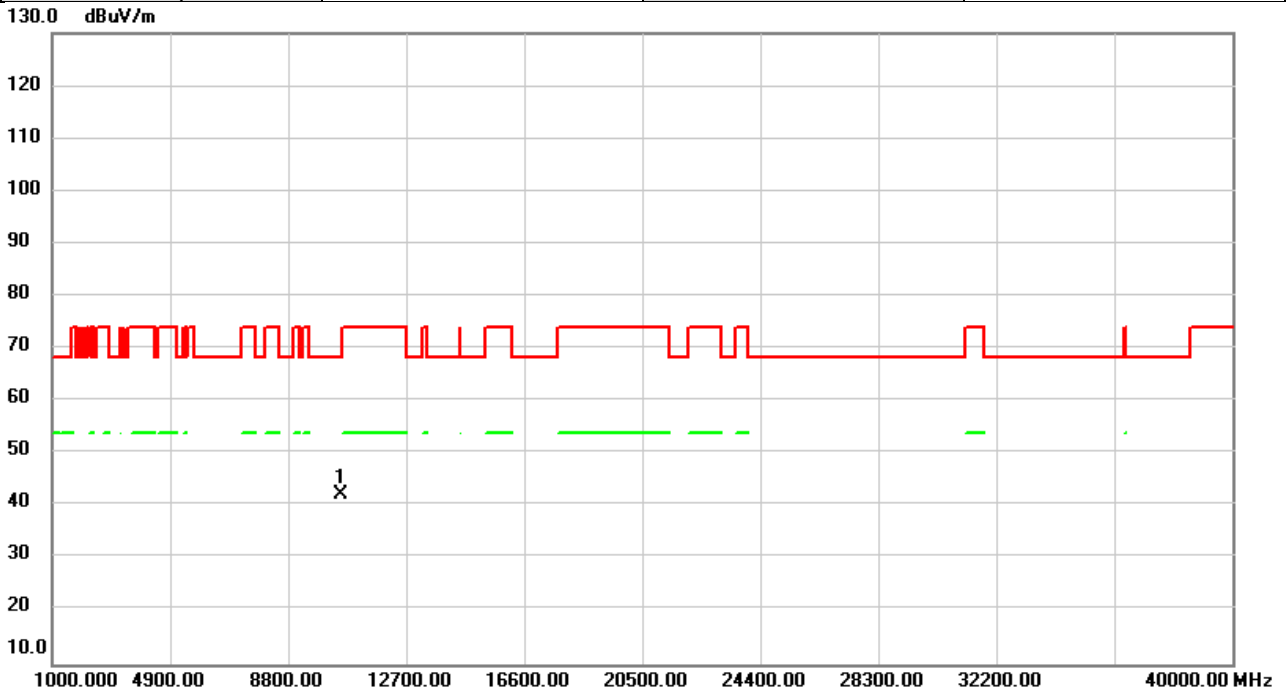


No.	Mk.	Freq. MHz	Reading Level dBuV	Correct Factor dB	Measure- ment dBuV/m	Limit dBuV/m	Over dB	Detector	Comment
1	*	10540.00	42.14	0.18	42.32	68.20	-25.88	peak	

REMARKS:

- (1) Measurement Value = Reading Level + Correct Factor.
- (2) Margin Level = Measurement Value - Limit Value.

Test Mode	IEEE 802.11n (HT40)	Test Date	2023/2/17
Test Frequency	5270MHz	Polarization	Horizontal
Temp	23°C	Hum.	59%

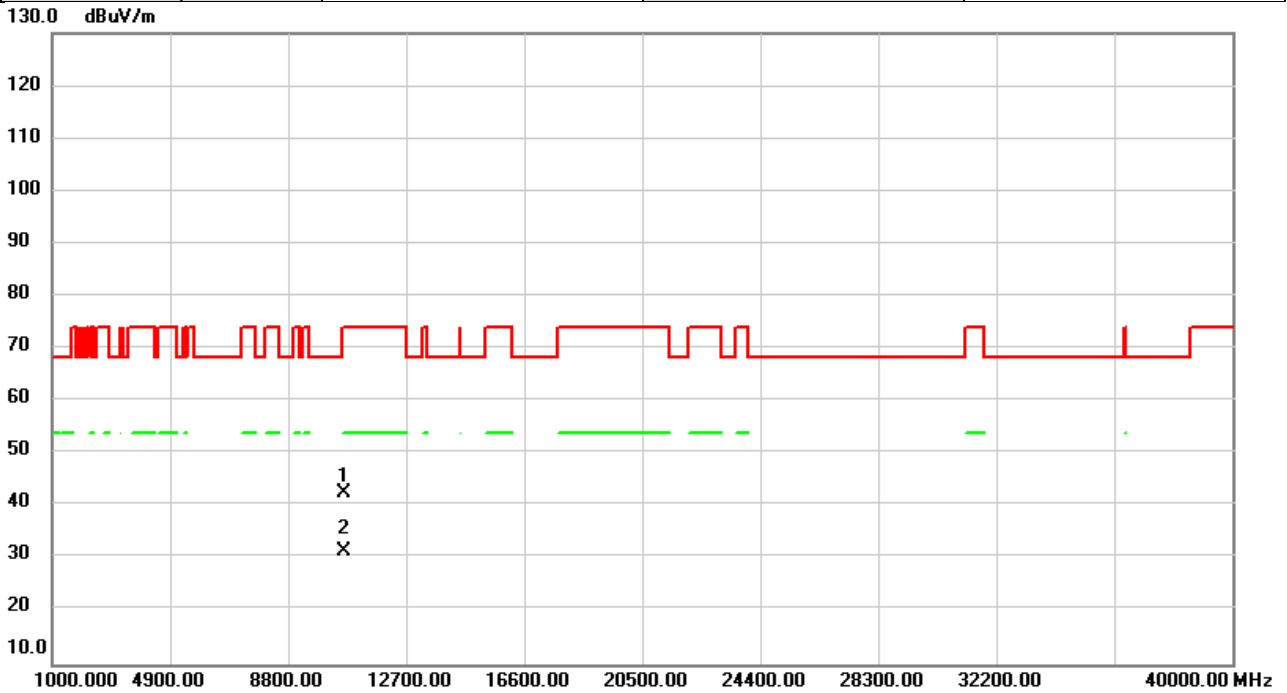


No.	Mk.	Freq. MHz	Reading Level dBuV	Correct Factor dB	Measure- ment dBuV/m	Limit dBuV/m	Over dB	Detector	Comment
1	*	10540.00	42.17	0.18	42.35	68.20	-25.85	peak	

REMARKS:

- (1) Measurement Value = Reading Level + Correct Factor.
- (2) Margin Level = Measurement Value - Limit Value.

Test Mode	IEEE 802.11n (HT40)	Test Date	2023/2/17
Test Frequency	5310MHz	Polarization	Vertical
Temp	23°C	Hum.	59%

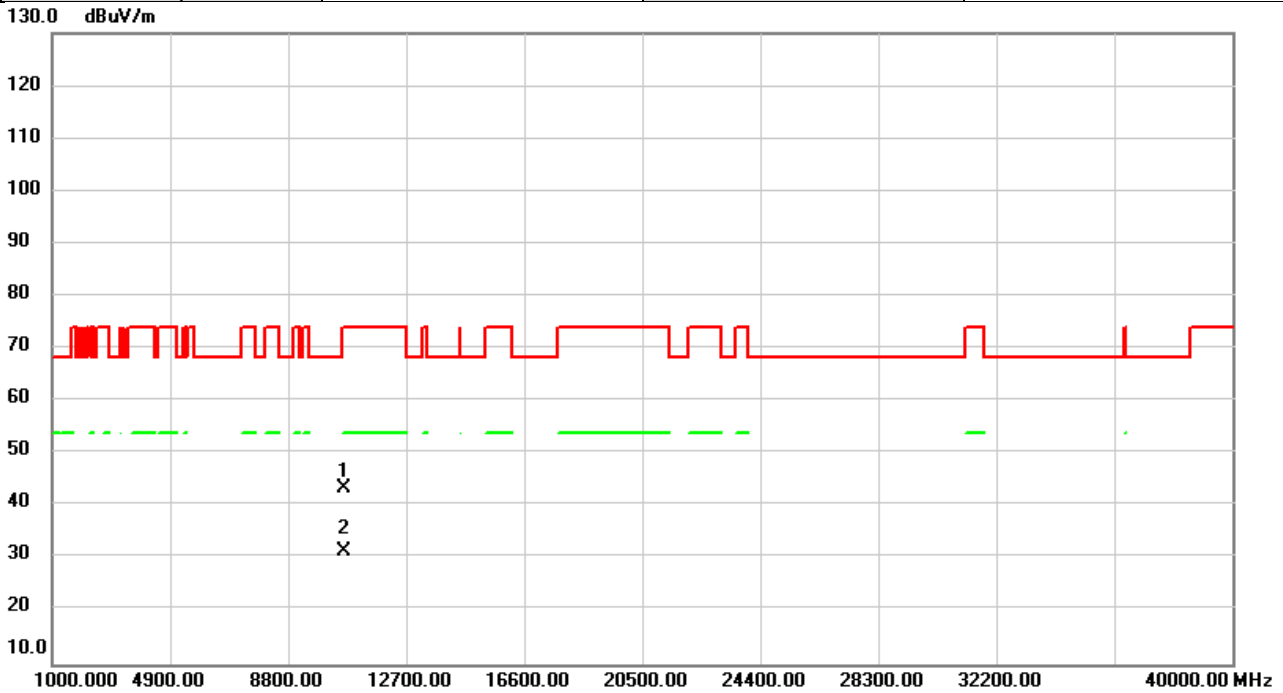


No.	Mk.	Freq. MHz	Reading Level dBuV	Correct Factor dB	Measure- ment dBuV/m	Limit dBuV/m	Over dB	Detector	Comment
1		10620.00	42.42	0.15	42.57	74.00	-31.43	peak	
2	*	10620.00	31.31	0.15	31.46	54.00	-22.54	AVG	

REMARKS:

- (1) Measurement Value = Reading Level + Correct Factor.
- (2) Margin Level = Measurement Value - Limit Value.

Test Mode	IEEE 802.11n (HT40)	Test Date	2023/2/17
Test Frequency	5310MHz	Polarization	Horizontal
Temp	23°C	Hum.	59%

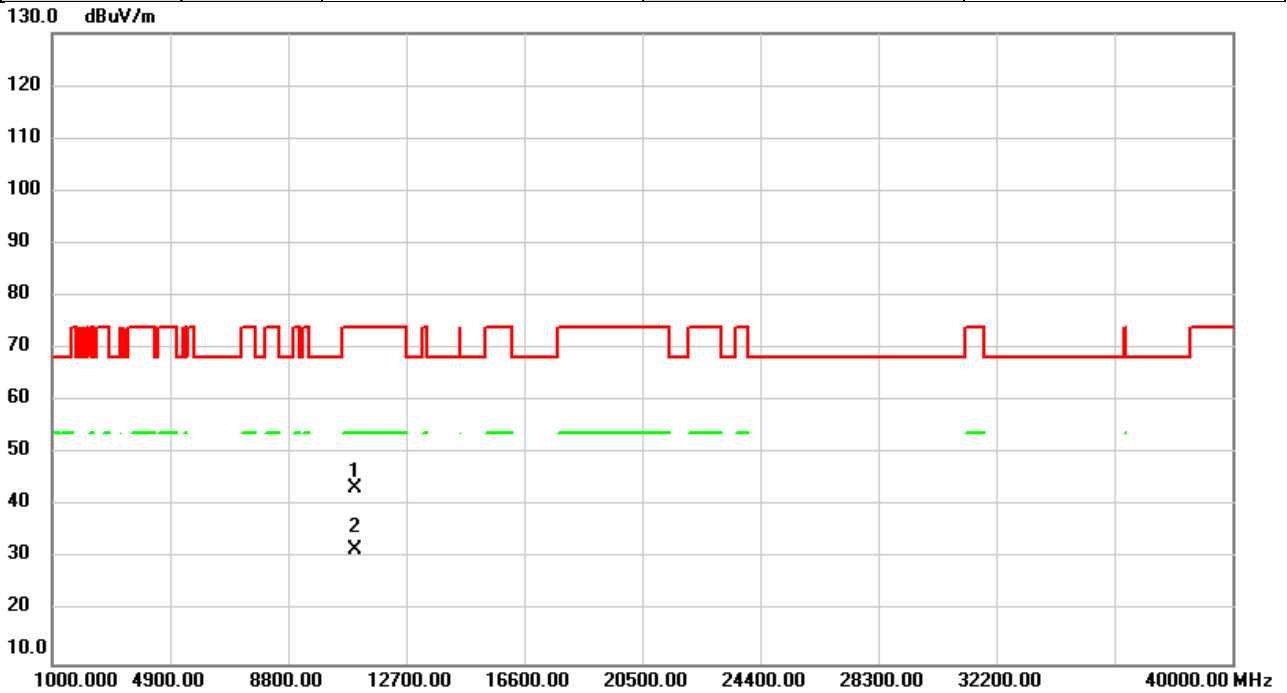


No.	Mk.	Freq. MHz	Reading Level dBuV	Correct Factor dB	Measure- ment dBuV/m	Limit dBuV/m	Over dB	Detector	Comment
1		10620.00	43.20	0.15	43.35	74.00	-30.65	peak	
2	*	10620.00	31.37	0.15	31.52	54.00	-22.48	AVG	

REMARKS:

- (1) Measurement Value = Reading Level + Correct Factor.
- (2) Margin Level = Measurement Value - Limit Value.

Test Mode	IEEE 802.11n (HT40)	Test Date	2023/2/17
Test Frequency	5510MHz	Polarization	Vertical
Temp	23°C	Hum.	59%

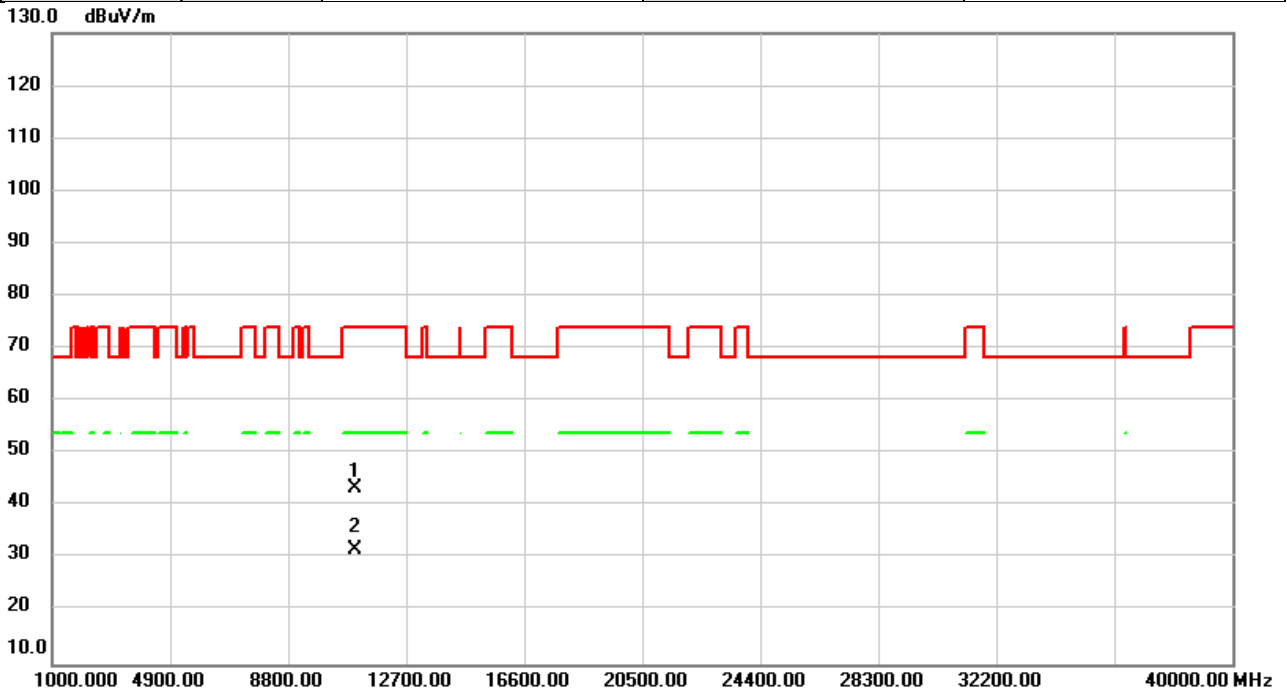


No.	Mk.	Freq. MHz	Reading Level dBuV	Correct Factor dB	Measure- ment dBuV/m	Limit dBuV/m	Over dB	Detector	Comment
1		11020.00	43.43	0.05	43.48	74.00	-30.52	peak	
2	*	11020.00	31.73	0.05	31.78	54.00	-22.22	AVG	

REMARKS:

- (1) Measurement Value = Reading Level + Correct Factor.
- (2) Margin Level = Measurement Value - Limit Value.

Test Mode	IEEE 802.11n (HT40)	Test Date	2023/2/17
Test Frequency	5510MHz	Polarization	Horizontal
Temp	23°C	Hum.	59%

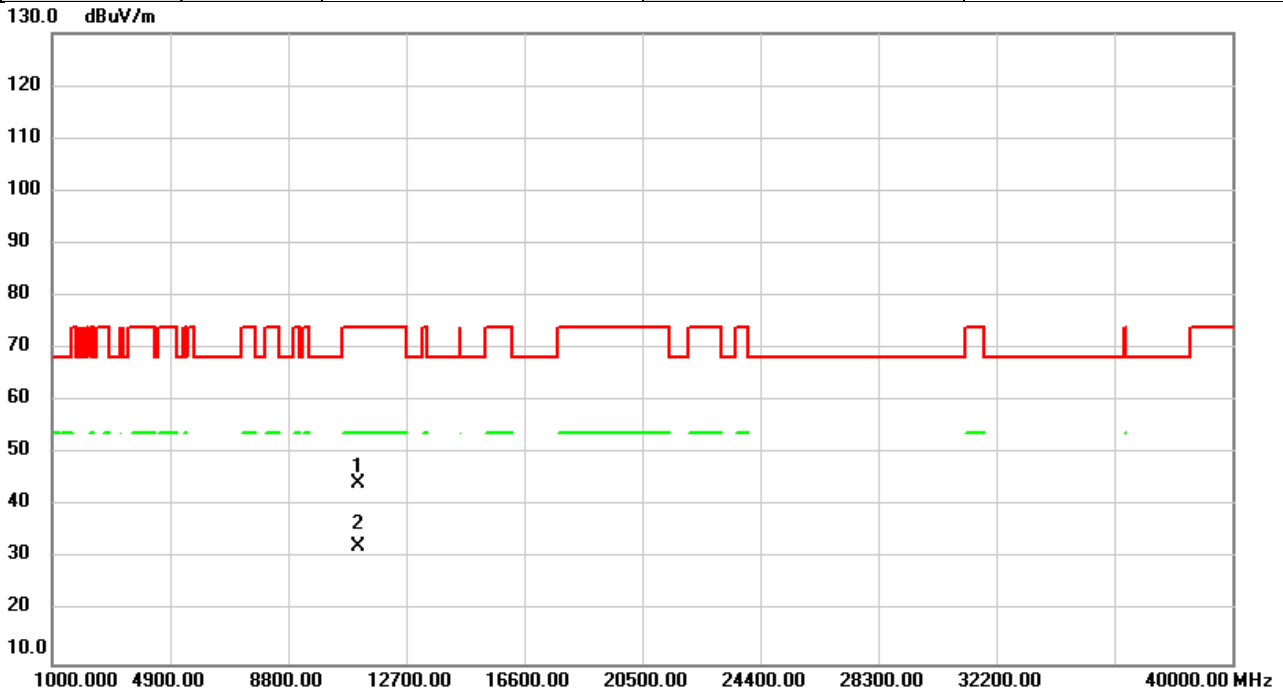


No.	Mk.	Freq. MHz	Reading Level dBuV	Correct Factor dB	Measure- ment dBuV/m	Limit dBuV/m	Over dB	Detector	Comment
1		11020.00	43.50	0.05	43.55	74.00	-30.45	peak	
2	*	11020.00	31.84	0.05	31.89	54.00	-22.11	AVG	

REMARKS:

- (1) Measurement Value = Reading Level + Correct Factor.
- (2) Margin Level = Measurement Value - Limit Value.

Test Mode	IEEE 802.11n (HT40)	Test Date	2023/2/17
Test Frequency	5550MHz	Polarization	Vertical
Temp	23°C	Hum.	59%

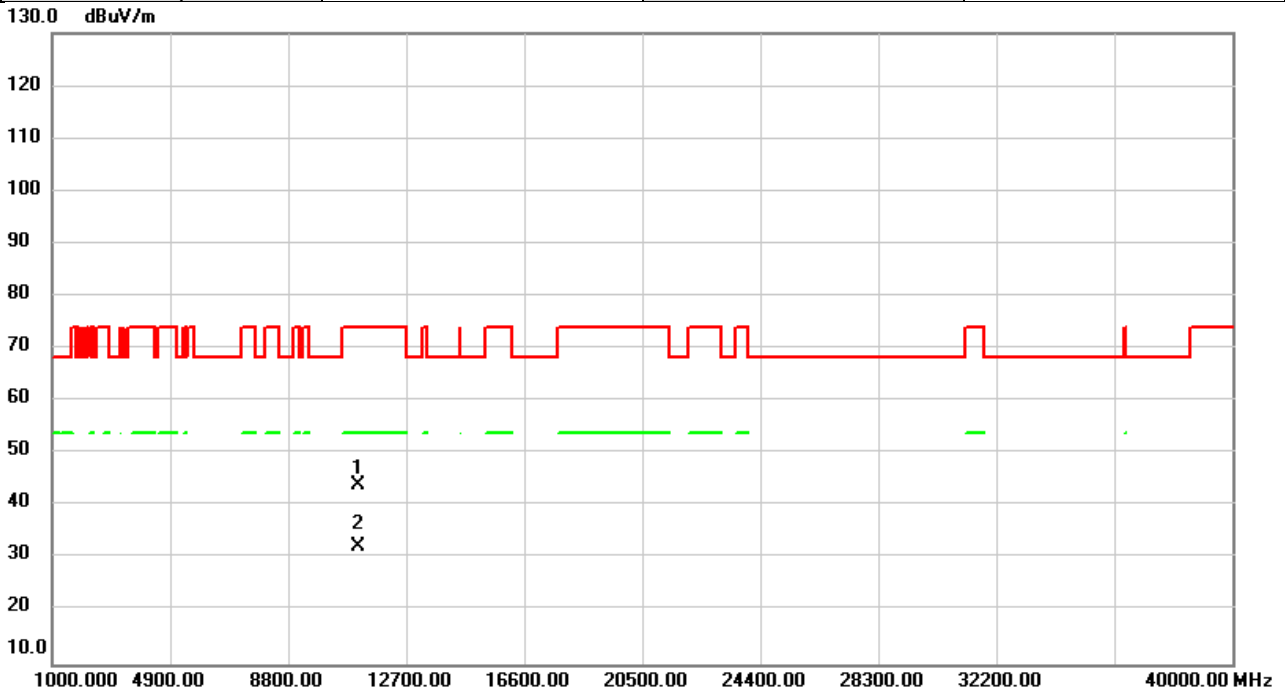


No.	Mk.	Freq. MHz	Reading Level dBuV	Correct Factor dB	Measure- ment dBuV/m	Limit dBuV/m	Over dB	Detector	Comment
1		11100.00	44.26	0.21	44.47	74.00	-29.53	peak	
2	*	11100.00	32.10	0.21	32.31	54.00	-21.69	AVG	

REMARKS:

- (1) Measurement Value = Reading Level + Correct Factor.
- (2) Margin Level = Measurement Value - Limit Value.

Test Mode	IEEE 802.11n (HT40)	Test Date	2023/2/17
Test Frequency	5550MHz	Polarization	Horizontal
Temp	23°C	Hum.	59%

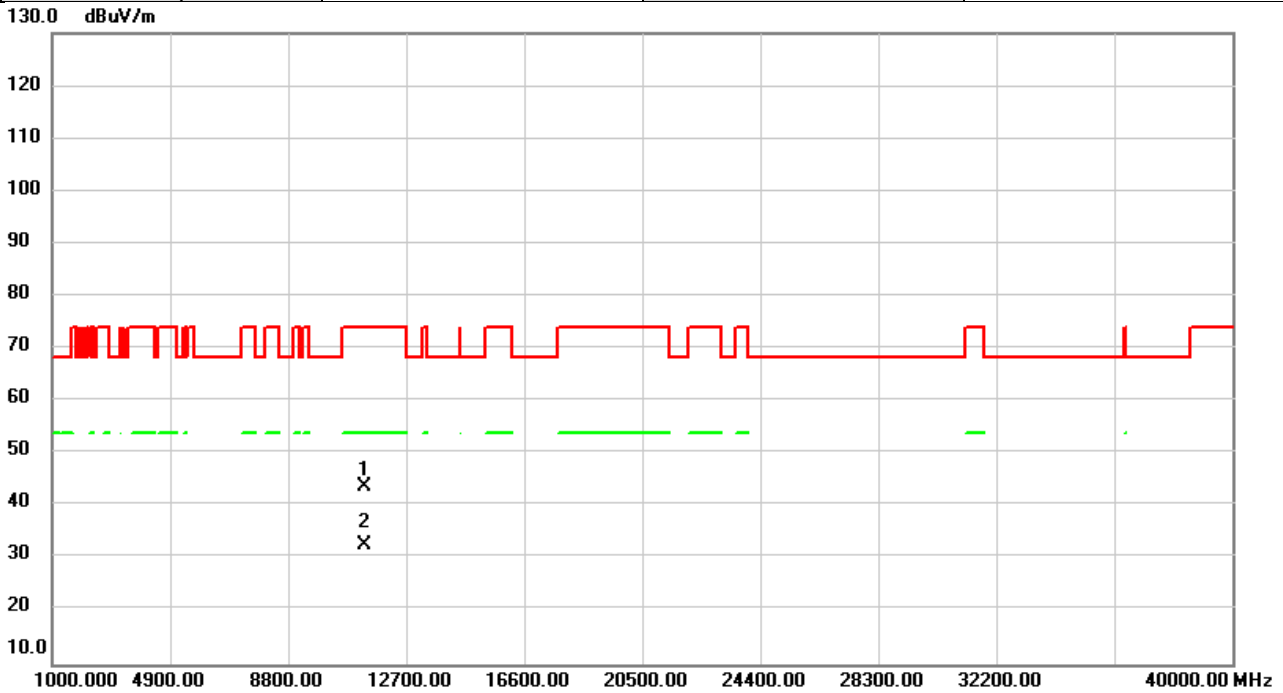


No.	Mk.	Freq. MHz	Reading Level dBuV	Correct Factor dB	Measure- ment dBuV/m	Limit dBuV/m	Over dB	Detector	Comment
1		11100.00	43.86	0.21	44.07	74.00	-29.93	peak	
2	*	11100.00	32.20	0.21	32.41	54.00	-21.59	AVG	

REMARKS:

- (1) Measurement Value = Reading Level + Correct Factor.
- (2) Margin Level = Measurement Value - Limit Value.

Test Mode	IEEE 802.11n (HT40)	Test Date	2023/2/17
Test Frequency	5670MHz	Polarization	Vertical
Temp	23°C	Hum.	59%

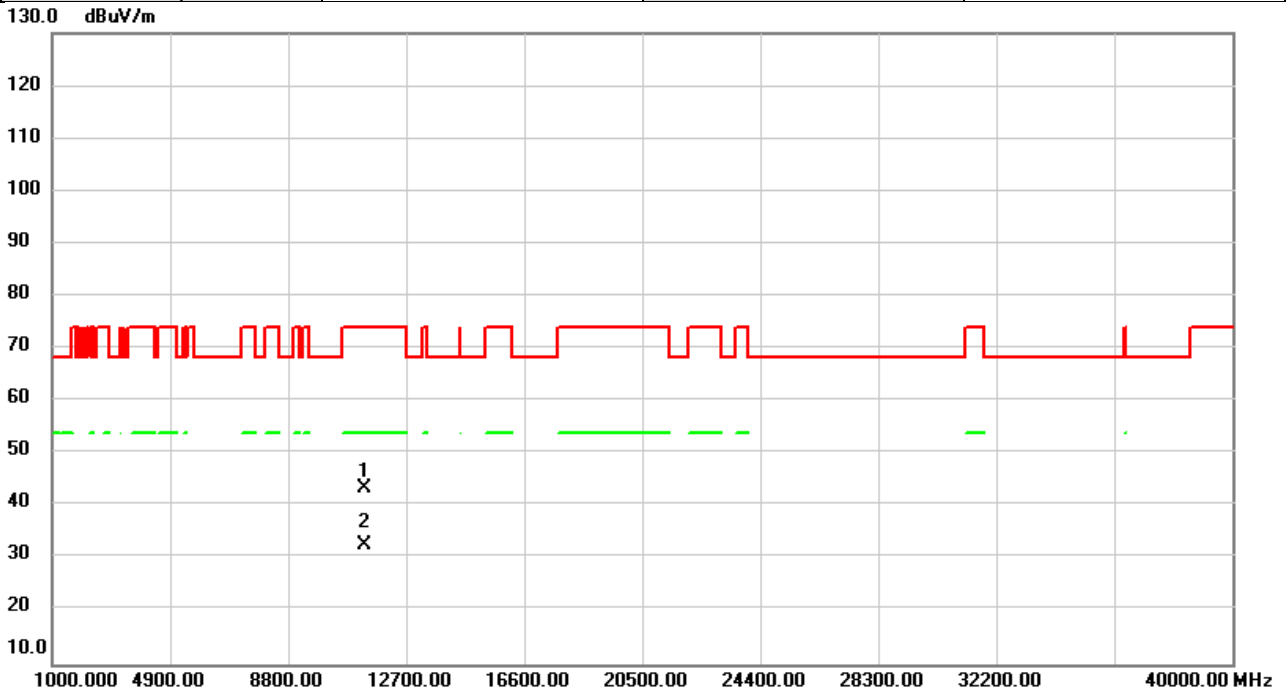


No.	Mk.	Freq. MHz	Reading Level dBuV	Correct Factor dB	Measure- ment dBuV/m	Limit dBuV/m	Over dB	Detector	Comment
1		11340.00	43.10	0.70	43.80	74.00	-30.20	peak	
2	*	11340.00	32.10	0.70	32.80	54.00	-21.20	AVG	

REMARKS:

- (1) Measurement Value = Reading Level + Correct Factor.
- (2) Margin Level = Measurement Value - Limit Value.

Test Mode	IEEE 802.11n (HT40)	Test Date	2023/2/17
Test Frequency	5670MHz	Polarization	Horizontal
Temp	23°C	Hum.	59%

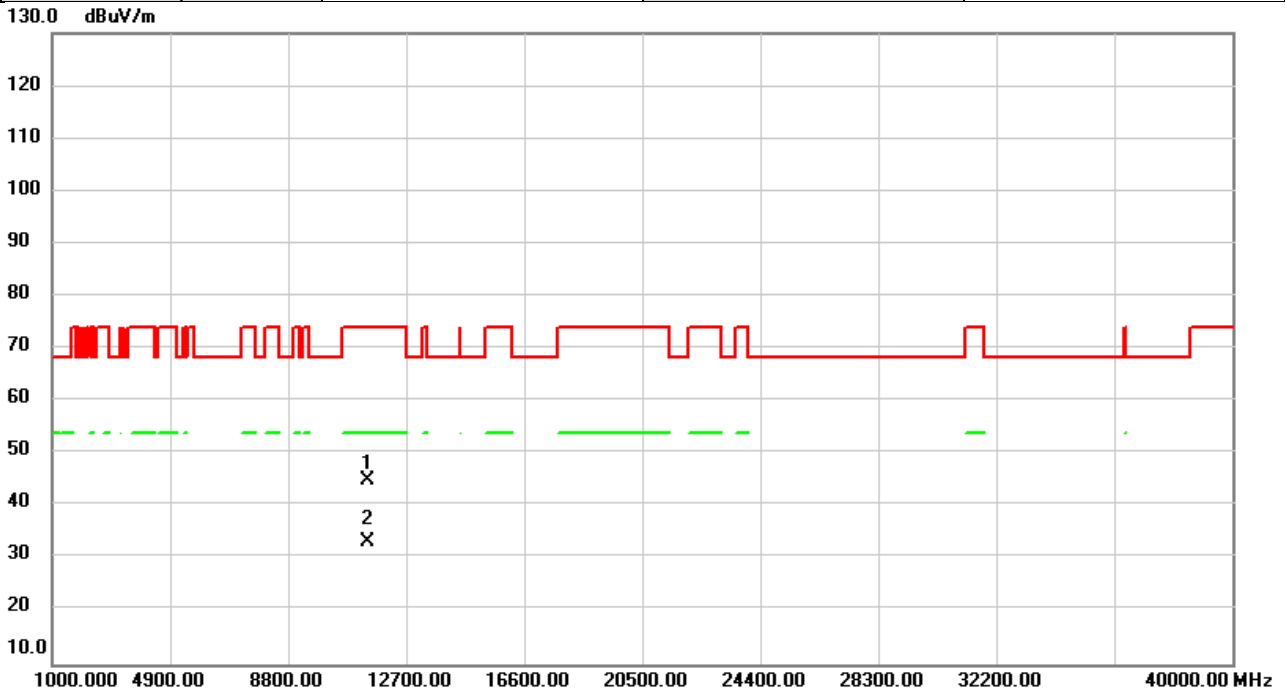


No.	Mk.	Freq. MHz	Reading Level dBuV	Correct Factor dB	Measure- ment dBuV/m	Limit dBuV/m	Over dB	Detector	Comment
1		11340.00	42.67	0.70	43.37	74.00	-30.63	peak	
2	*	11340.00	32.04	0.70	32.74	54.00	-21.26	AVG	

REMARKS:

- (1) Measurement Value = Reading Level + Correct Factor.
- (2) Margin Level = Measurement Value - Limit Value.

Test Mode	IEEE 802.11n (HT40)	Test Date	2023/2/17
Test Frequency	5710MHz	Polarization	Vertical
Temp	23°C	Hum.	59%

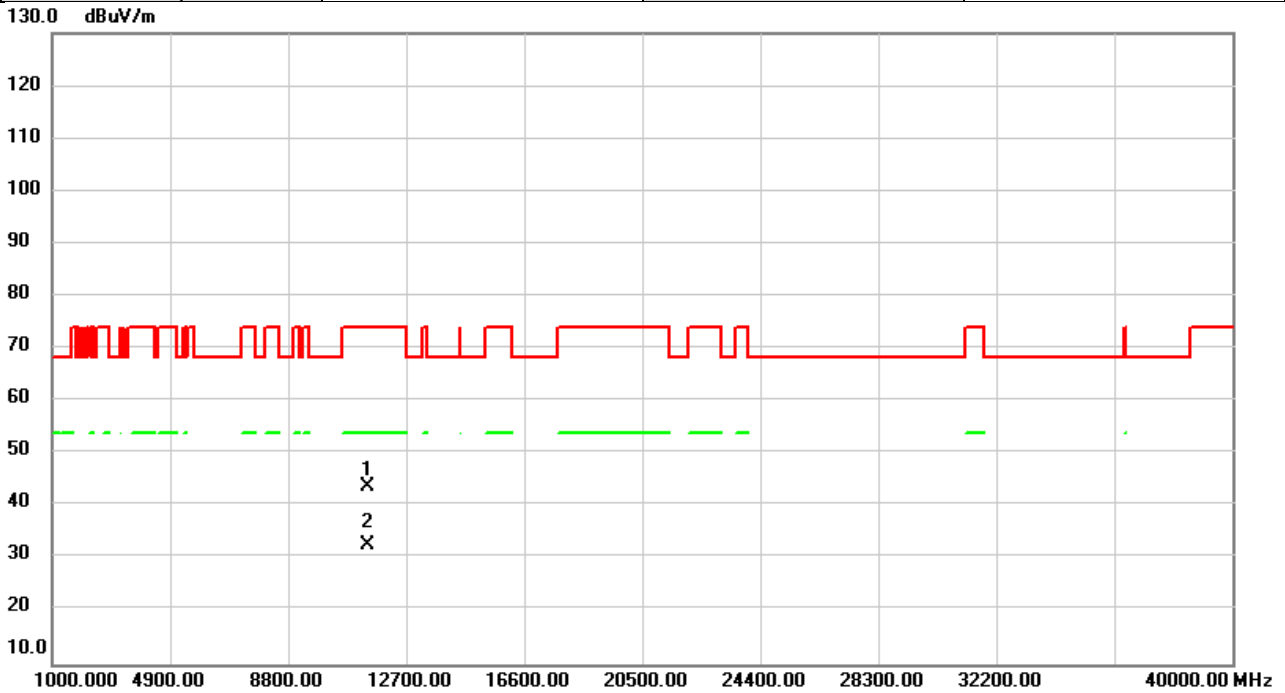


No.	Mk.	Freq. MHz	Reading Level dBuV	Correct Factor dB	Measure- ment dBuV/m	Limit dBuV/m	Over dB	Detector	Comment
1		11420.00	43.97	0.87	44.84	74.00	-29.16	peak	
2	*	11420.00	32.37	0.87	33.24	54.00	-20.76	AVG	

REMARKS:

- (1) Measurement Value = Reading Level + Correct Factor.
- (2) Margin Level = Measurement Value - Limit Value.

Test Mode	IEEE 802.11n (HT40)	Test Date	2023/2/17
Test Frequency	5710MHz	Polarization	Horizontal
Temp	23°C	Hum.	59%

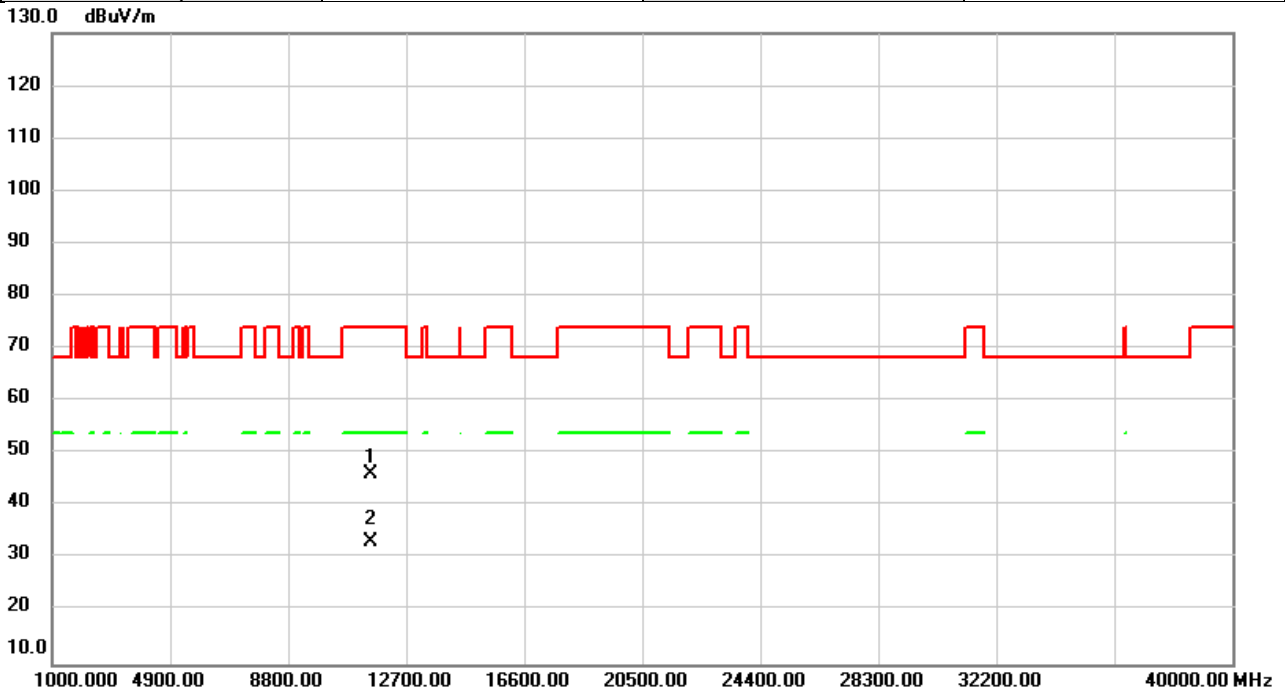


No.	Mk.	Freq. MHz	Reading Level dBuV	Correct Factor dB	Measure- ment dBuV/m	Limit dBuV/m	Over dB	Detector	Comment
1		11420.00	42.94	0.87	43.81	74.00	-30.19	peak	
2	*	11420.00	31.84	0.87	32.71	54.00	-21.29	AVG	

REMARKS:

- (1) Measurement Value = Reading Level + Correct Factor.
- (2) Margin Level = Measurement Value - Limit Value.

Test Mode	IEEE 802.11n (HT40)	Test Date	2023/2/17
Test Frequency	5755MHz	Polarization	Vertical
Temp	23°C	Hum.	59%

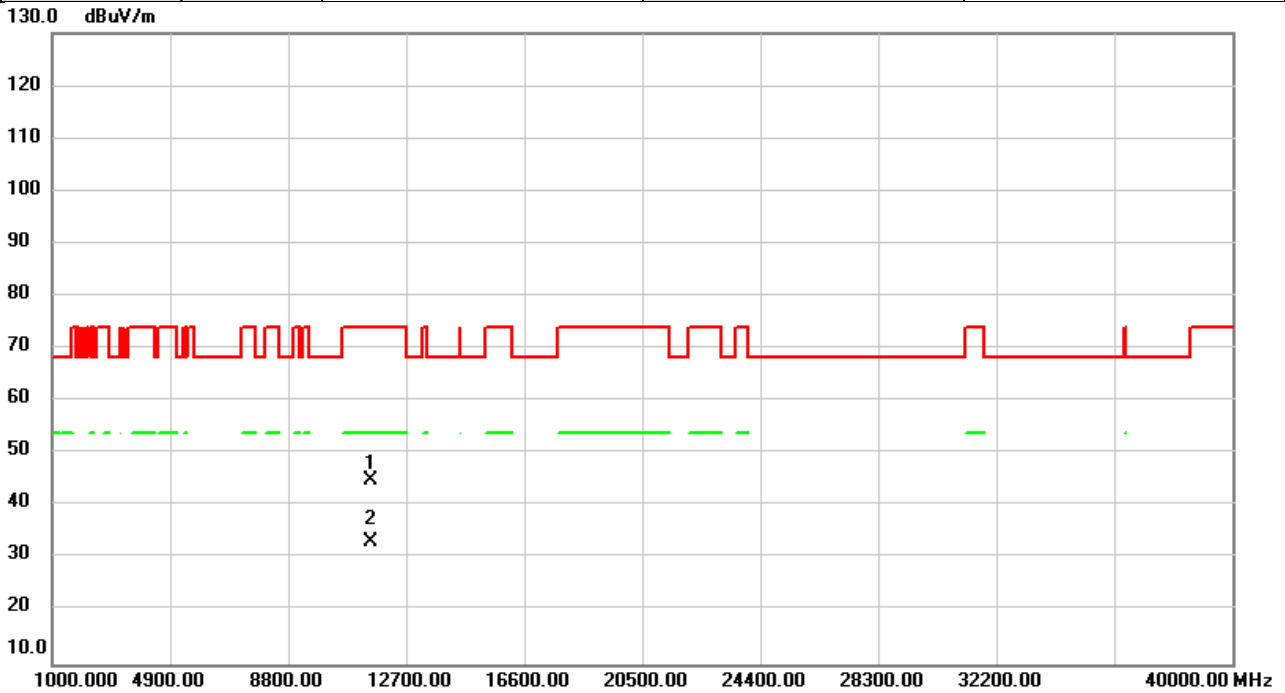


No.	Mk.	Freq.	Reading Level	Correct Factor	Measurement	Limit	Over	Detector	Comment
		MHz	dBuV	dB	dBuV/m	dBuV/m	dB		
1		11510.00	45.07	1.03	46.10	74.00	-27.90	peak	
2	*	11510.00	32.10	1.03	33.13	54.00	-20.87	AVG	

REMARKS:

- (1) Measurement Value = Reading Level + Correct Factor.
- (2) Margin Level = Measurement Value - Limit Value.

Test Mode	IEEE 802.11n (HT40)	Test Date	2023/2/17
Test Frequency	5755MHz	Polarization	Horizontal
Temp	23°C	Hum.	59%

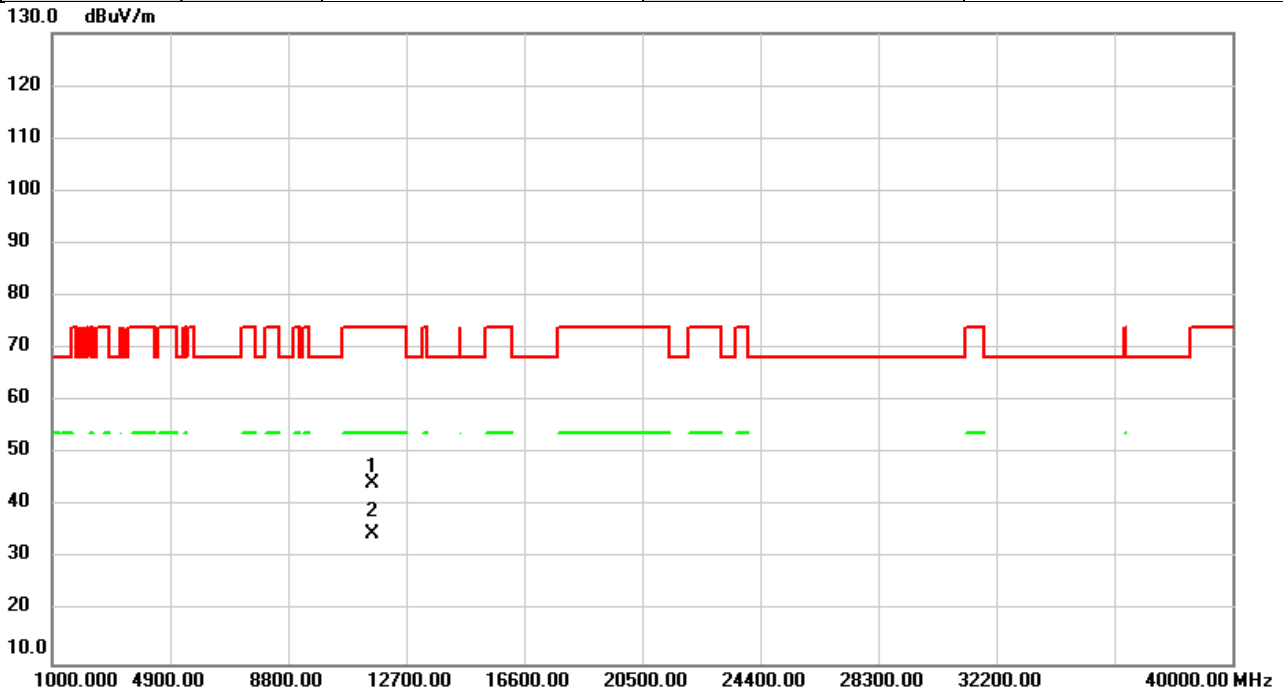


No.	Mk.	Freq. MHz	Reading Level dBuV	Correct Factor dB	Measure- ment dBuV/m	Limit dBuV/m	Over dB	Detector	Comment
1		11510.00	43.98	1.03	45.01	74.00	-28.99	peak	
2	*	11510.00	32.14	1.03	33.17	54.00	-20.83	AVG	

REMARKS:

- (1) Measurement Value = Reading Level + Correct Factor.
- (2) Margin Level = Measurement Value - Limit Value.

Test Mode	IEEE 802.11n (HT40)	Test Date	2023/2/17
Test Frequency	5795MHz	Polarization	Vertical
Temp	23°C	Hum.	59%

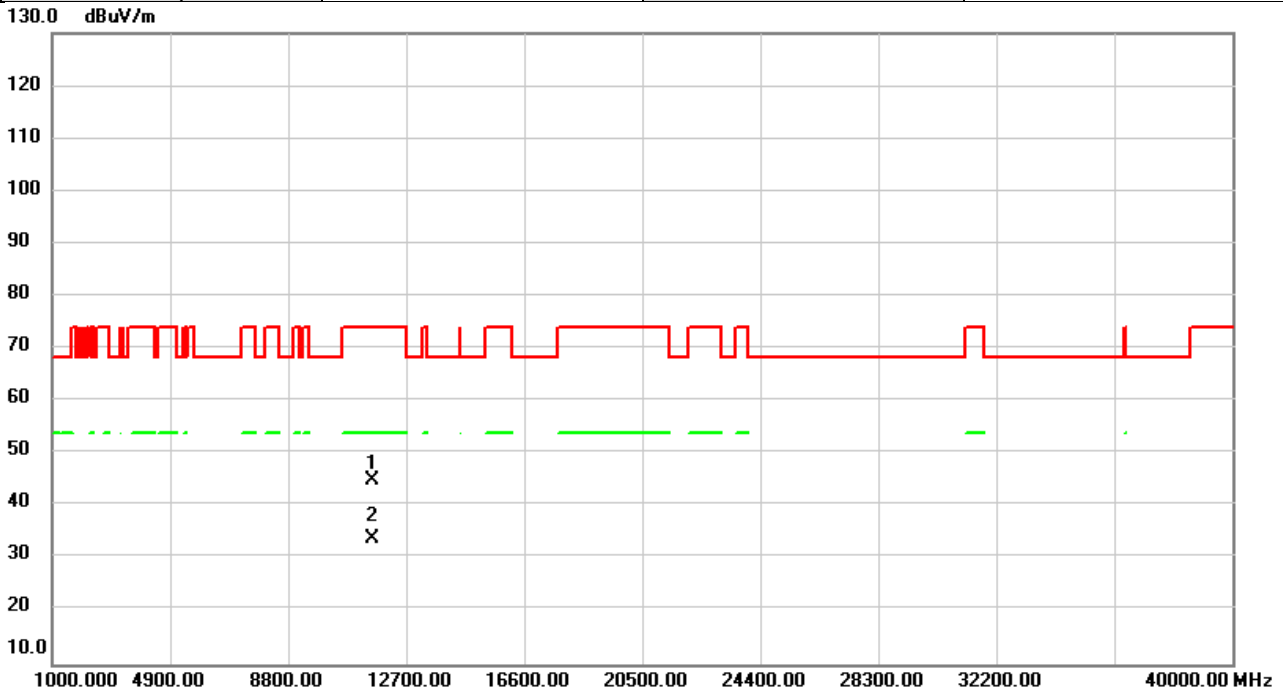


No.	Mk.	Freq. MHz	Reading Level dBuV	Correct Factor dB	Measure- ment dBuV/m	Limit dBuV/m	Over dB	Detector	Comment
1		11590.00	43.19	1.06	44.25	74.00	-29.75	peak	
2	*	11590.00	33.82	1.06	34.88	54.00	-19.12	AVG	

REMARKS:

- (1) Measurement Value = Reading Level + Correct Factor.
- (2) Margin Level = Measurement Value - Limit Value.

Test Mode	IEEE 802.11n (HT40)	Test Date	2023/2/17
Test Frequency	5795MHz	Polarization	Horizontal
Temp	23°C	Hum.	59%

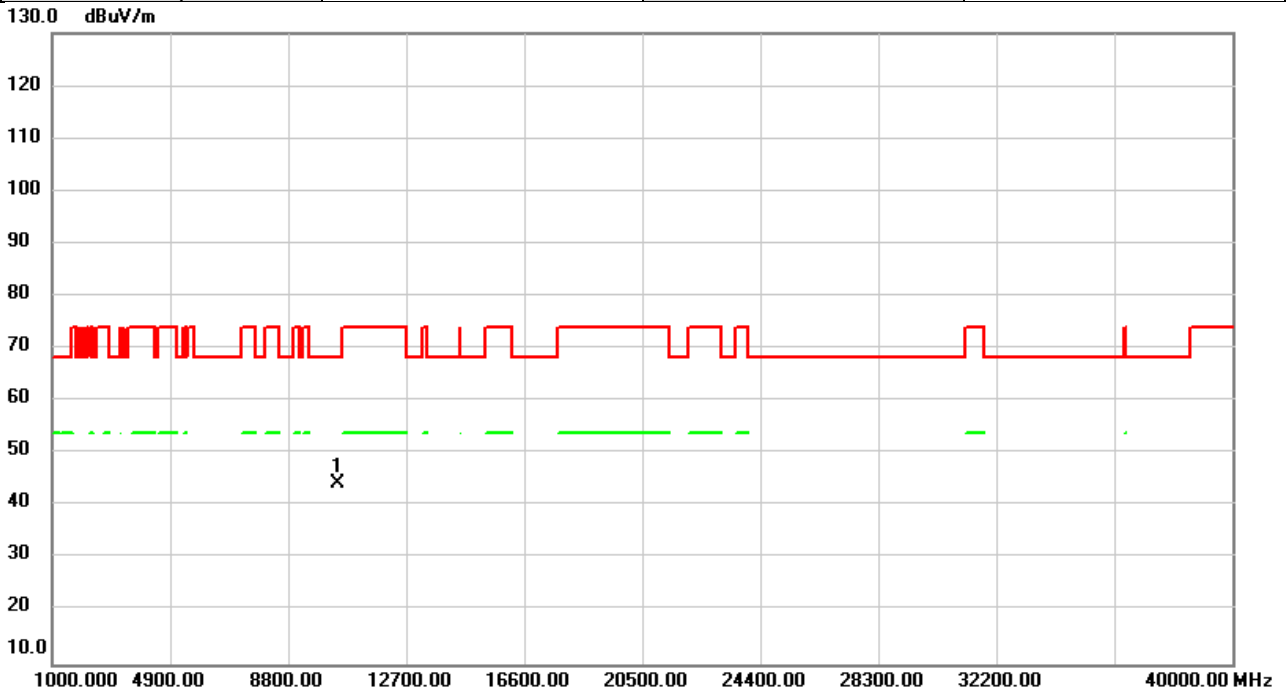


No.	Mk.	Freq. MHz	Reading Level dBuV	Correct Factor dB	Measure- ment dBuV/m	Limit dBuV/m	Over dB	Detector	Comment
1		11590.00	43.78	1.06	44.84	74.00	-29.16	peak	
2	*	11590.00	32.72	1.06	33.78	54.00	-20.22	AVG	

REMARKS:

- (1) Measurement Value = Reading Level + Correct Factor.
- (2) Margin Level = Measurement Value - Limit Value.

Test Mode	IEEE 802.11ac (VHT80)	Test Date	2023/2/17
Test Frequency	5210MHz	Polarization	Vertical
Temp	23°C	Hum.	59%

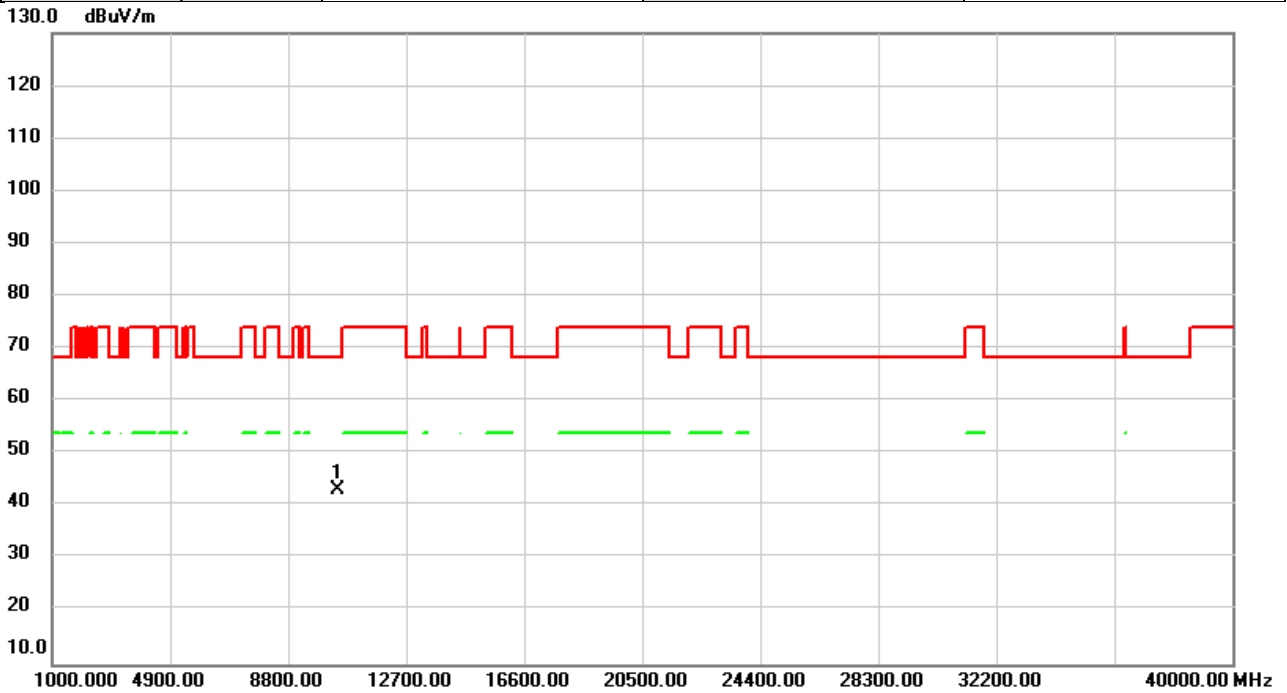


No.	Mk.	Freq.	Reading Level	Correct Factor	Measurement	Limit	Over	Detector	Comment
		MHz	dBuV	dB	dBuV/m	dBuV/m	dB		
1	*	10420.00	44.09	0.14	44.23	68.20	-23.97	peak	

REMARKS:

- (1) Measurement Value = Reading Level + Correct Factor.
- (2) Margin Level = Measurement Value - Limit Value.

Test Mode	IEEE 802.11ac (VHT80)	Test Date	2023/2/17
Test Frequency	5210MHz	Polarization	Horizontal
Temp	23°C	Hum.	59%

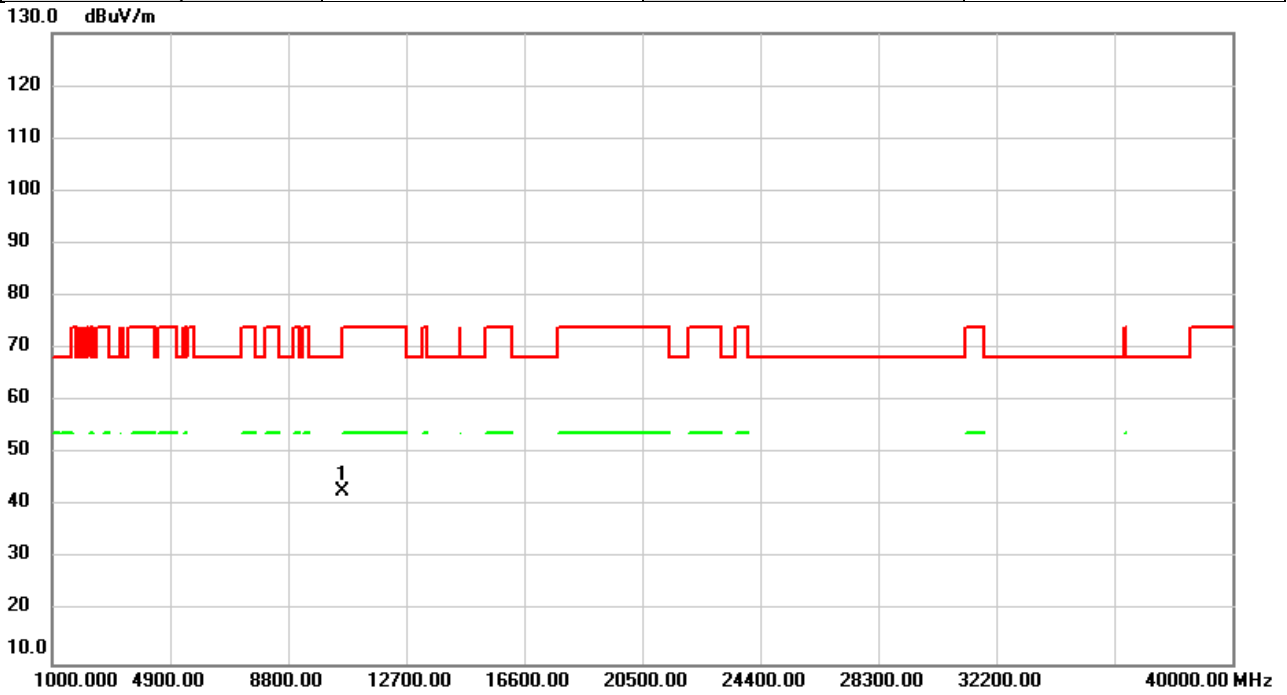


No.	Mk.	Freq. MHz	Reading Level dBuV	Correct Factor dB	Measure- ment dBuV/m	Limit dBuV/m	Over dB	Detector	Comment
1	*	10420.00	43.06	0.14	43.20	68.20	-25.00	peak	

REMARKS:

- (1) Measurement Value = Reading Level + Correct Factor.
- (2) Margin Level = Measurement Value - Limit Value.

Test Mode	IEEE 802.11ac (VHT80)	Test Date	2023/2/17
Test Frequency	5290MHz	Polarization	Vertical
Temp	23°C	Hum.	59%

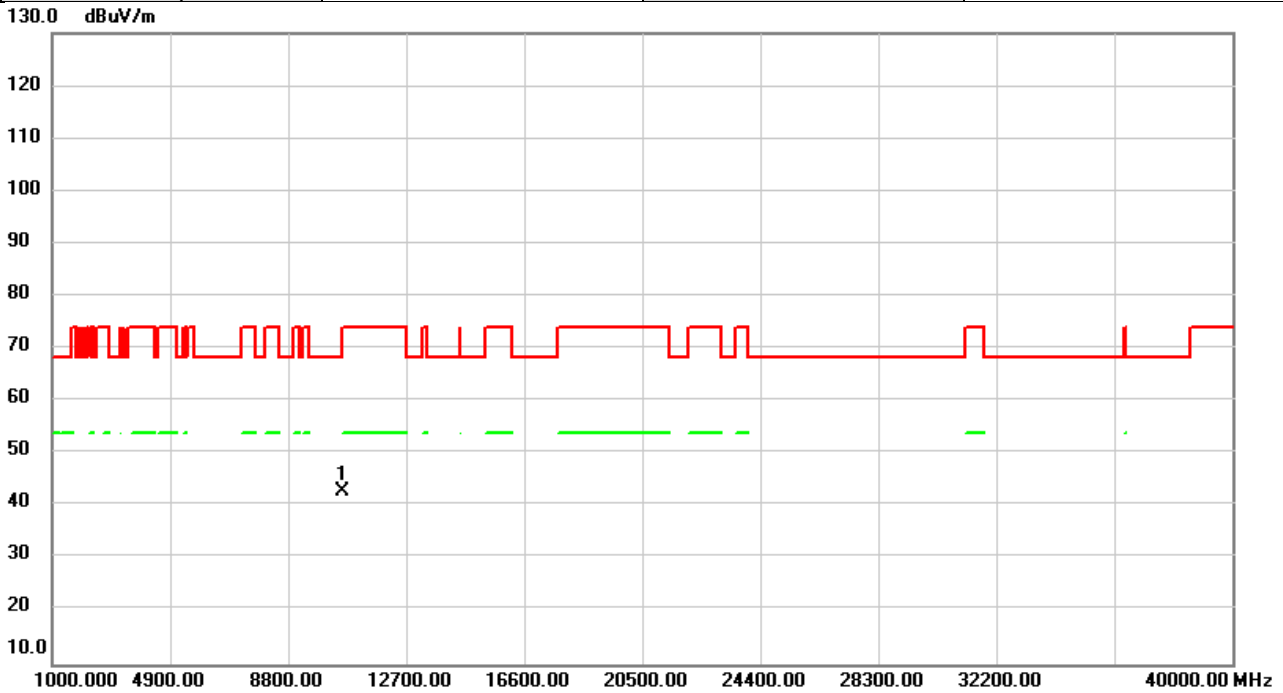


No.	Mk.	Freq. MHz	Reading Level dBuV	Correct Factor dB	Measure- ment dBuV/m	Limit dBuV/m	Over dB	Detector	Comment
1	*	10580.00	42.61	0.16	42.77	68.20	-25.43	peak	

REMARKS:

- (1) Measurement Value = Reading Level + Correct Factor.
- (2) Margin Level = Measurement Value - Limit Value.

Test Mode	IEEE 802.11ac (VHT80)	Test Date	2023/2/17
Test Frequency	5290MHz	Polarization	Horizontal
Temp	23°C	Hum.	59%

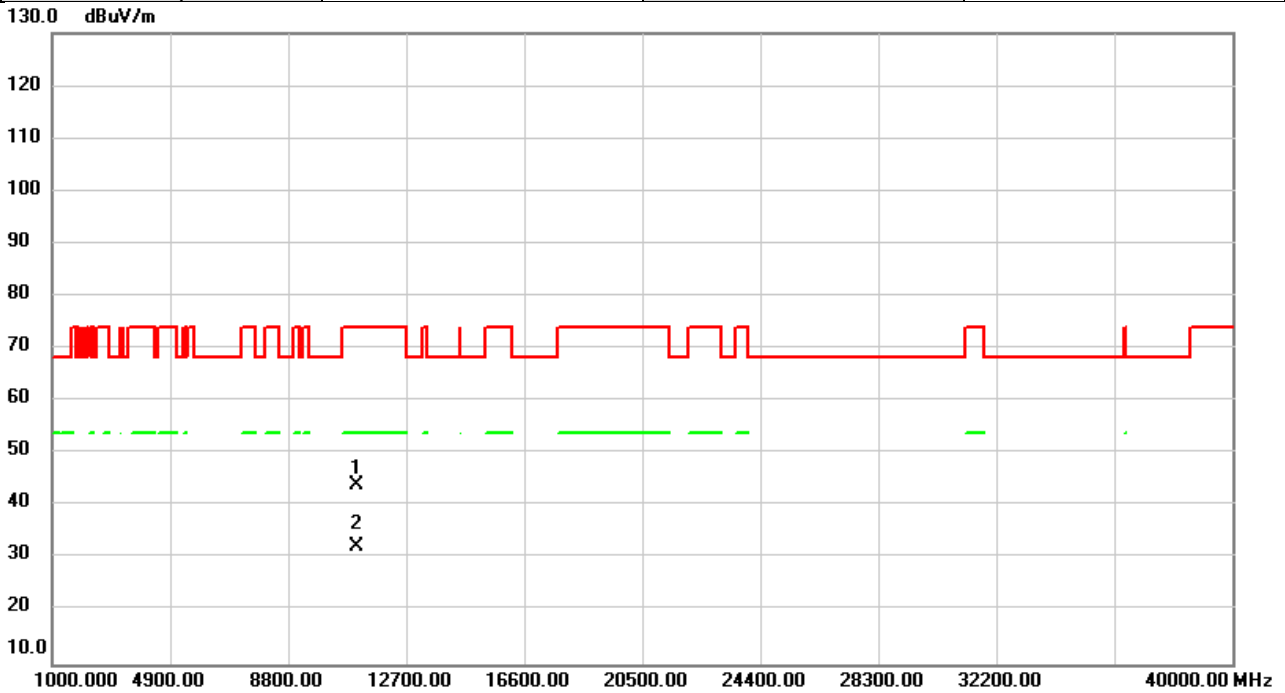


No.	Mk.	Freq.	Reading Level	Correct Factor	Measurement	Limit	Over	Detector	Comment
		MHz	dBuV	dB	dBuV/m	dBuV/m	dB		
1	*	10580.00	42.76	0.16	42.92	68.20	-25.28	peak	

REMARKS:

- (1) Measurement Value = Reading Level + Correct Factor.
- (2) Margin Level = Measurement Value - Limit Value.

Test Mode	IEEE 802.11ac (VHT80)	Test Date	2023/2/17
Test Frequency	5530MHz	Polarization	Vertical
Temp	23°C	Hum.	59%

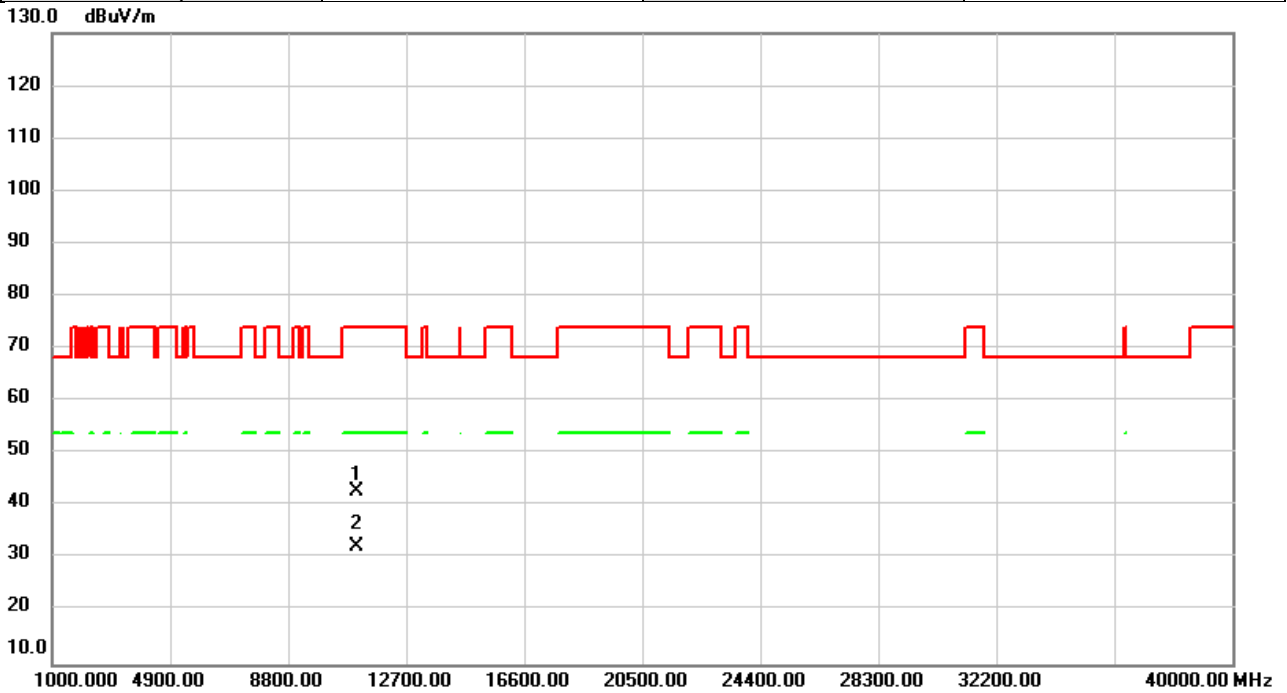


No.	Mk.	Freq. MHz	Reading Level dBuV	Correct Factor dB	Measure- ment dBuV/m	Limit dBuV/m	Over dB	Detector	Comment
1		11060.00	43.82	0.14	43.96	74.00	-30.04	peak	
2	*	11060.00	32.11	0.14	32.25	54.00	-21.75	AVG	

REMARKS:

- (1) Measurement Value = Reading Level + Correct Factor.
- (2) Margin Level = Measurement Value - Limit Value.

Test Mode	IEEE 802.11ac (VHT80)	Test Date	2023/2/17
Test Frequency	5530MHz	Polarization	Horizontal
Temp	23°C	Hum.	59%

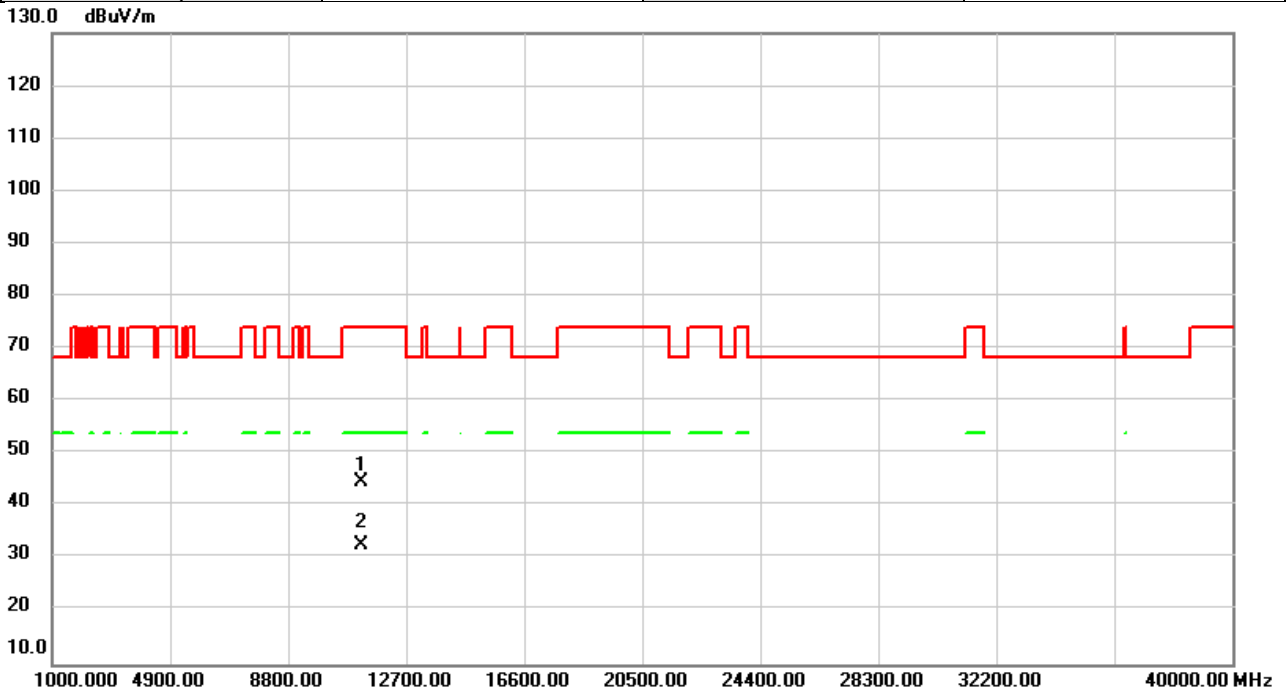


No.	Mk.	Freq. MHz	Reading Level dBuV	Correct Factor dB	Measure- ment dBuV/m	Limit dBuV/m	Over dB	Detector	Comment
1		11060.00	42.83	0.14	42.97	74.00	-31.03	peak	
2	*	11060.00	32.25	0.14	32.39	54.00	-21.61	AVG	

REMARKS:

- (1) Measurement Value = Reading Level + Correct Factor.
- (2) Margin Level = Measurement Value - Limit Value.

Test Mode	IEEE 802.11ac (VHT80)	Test Date	2023/2/17
Test Frequency	5610MHz	Polarization	Vertical
Temp	23°C	Hum.	59%

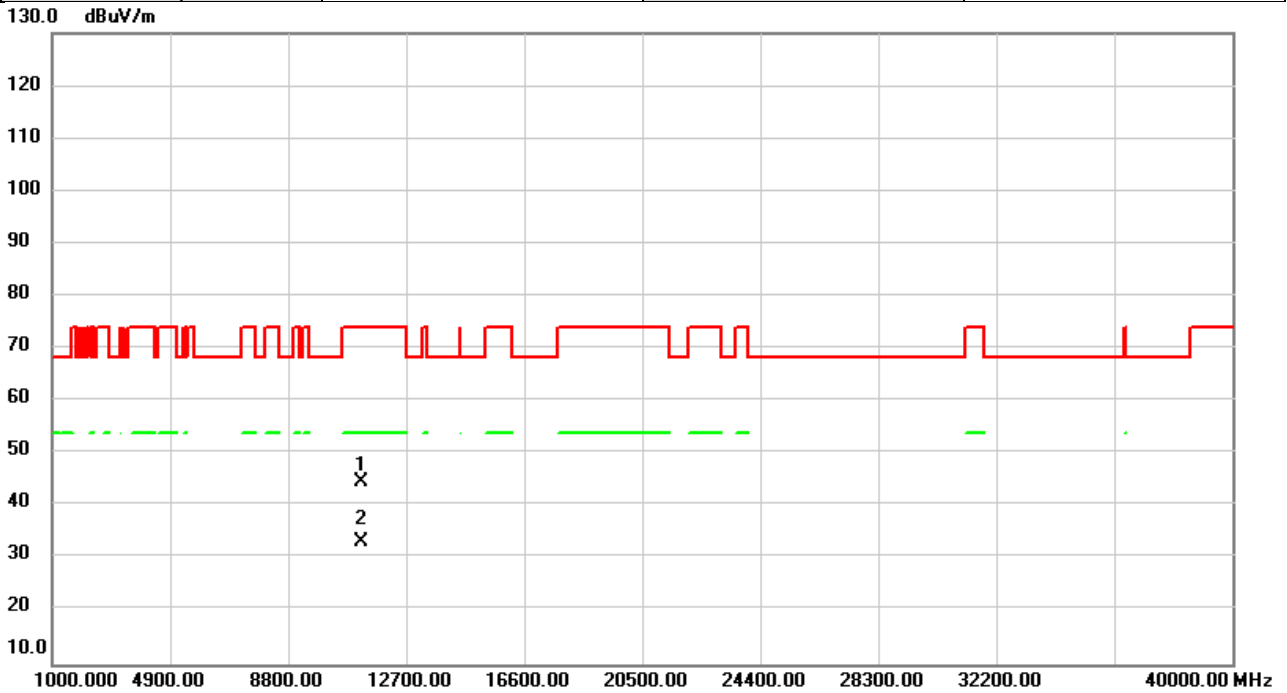


No.	Mk.	Freq.	Reading Level	Correct Factor	Measurement	Limit	Over	Detector	Comment
		MHz	dBuV	dB	dBuV/m	dBuV/m	dB		
1		11220.00	44.35	0.45	44.80	74.00	-29.20	peak	
2	*	11220.00	32.11	0.45	32.56	54.00	-21.44	AVG	

REMARKS:

- (1) Measurement Value = Reading Level + Correct Factor.
- (2) Margin Level = Measurement Value - Limit Value.

Test Mode	IEEE 802.11ac (VHT80)	Test Date	2023/2/17
Test Frequency	5610MHz	Polarization	Horizontal
Temp	23°C	Hum.	59%

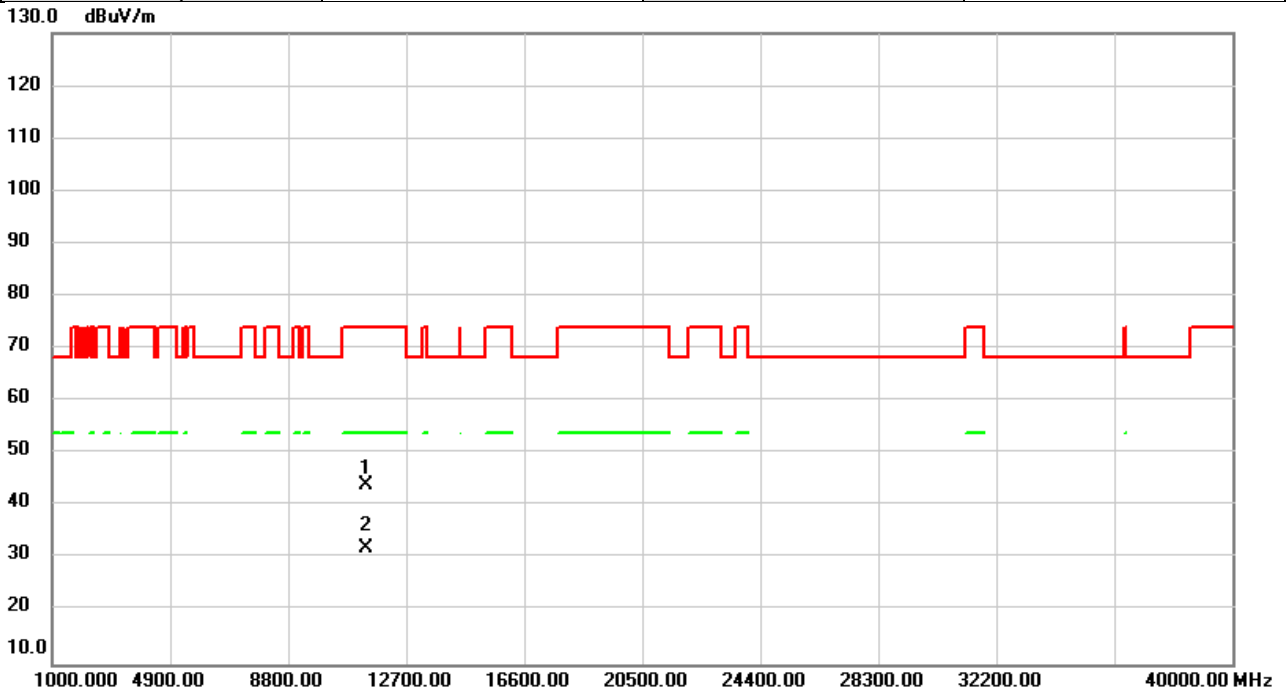


No.	Mk.	Freq.	Reading Level	Correct Factor	Measurement	Limit	Over	Detector	Comment
		MHz	dBuV	dB	dBuV/m	dBuV/m	dB		
1		11220.00	44.19	0.45	44.64	74.00	-29.36	peak	
2	*	11220.00	32.86	0.45	33.31	54.00	-20.69	AVG	

REMARKS:

- (1) Measurement Value = Reading Level + Correct Factor.
- (2) Margin Level = Measurement Value - Limit Value.

Test Mode	IEEE 802.11ac (VHT80)	Test Date	2023/2/17
Test Frequency	5690MHz	Polarization	Vertical
Temp	23°C	Hum.	59%

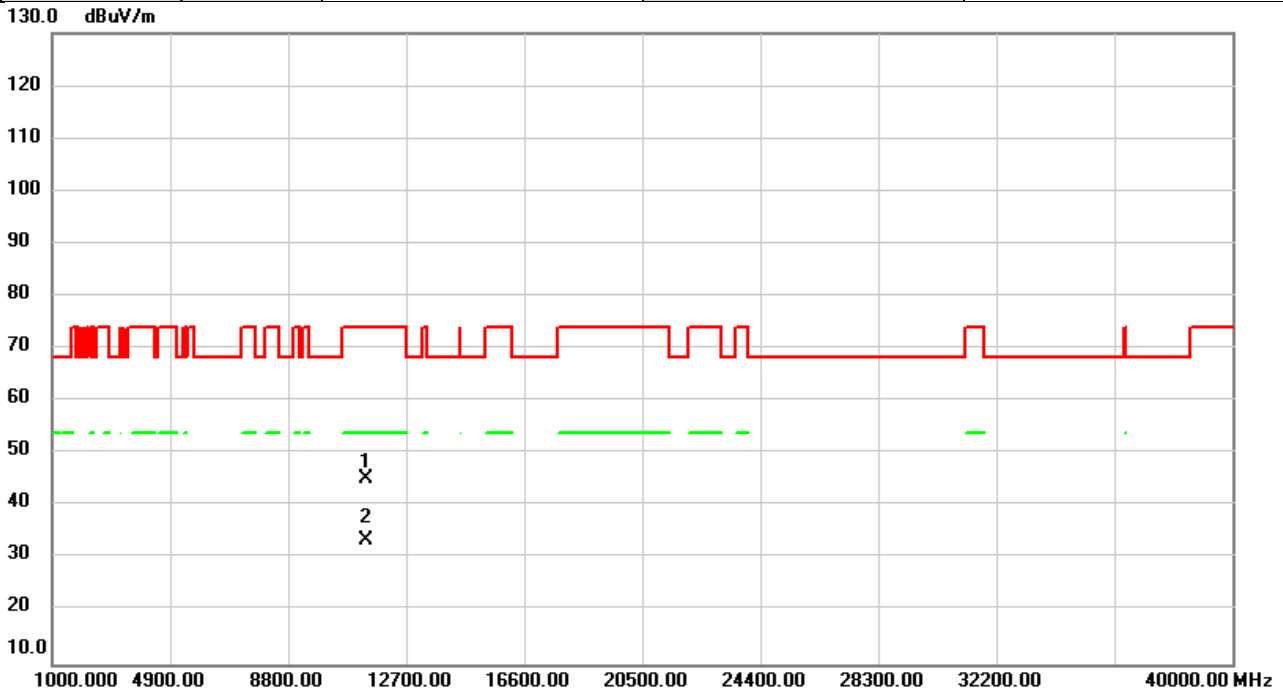


No.	Mk.	Freq. MHz	Reading Level dBuV	Correct Factor dB	Measure- ment dBuV/m	Limit dBuV/m	Over dB	Detector	Comment
1		11380.00	43.37	0.79	44.16	74.00	-29.84	peak	
2	*	11380.00	31.13	0.79	31.92	54.00	-22.08	AVG	

REMARKS:

- (1) Measurement Value = Reading Level + Correct Factor.
- (2) Margin Level = Measurement Value - Limit Value.

Test Mode	IEEE 802.11ac (VHT80)	Test Date	2023/2/17
Test Frequency	5690MHz	Polarization	Horizontal
Temp	23°C	Hum.	59%

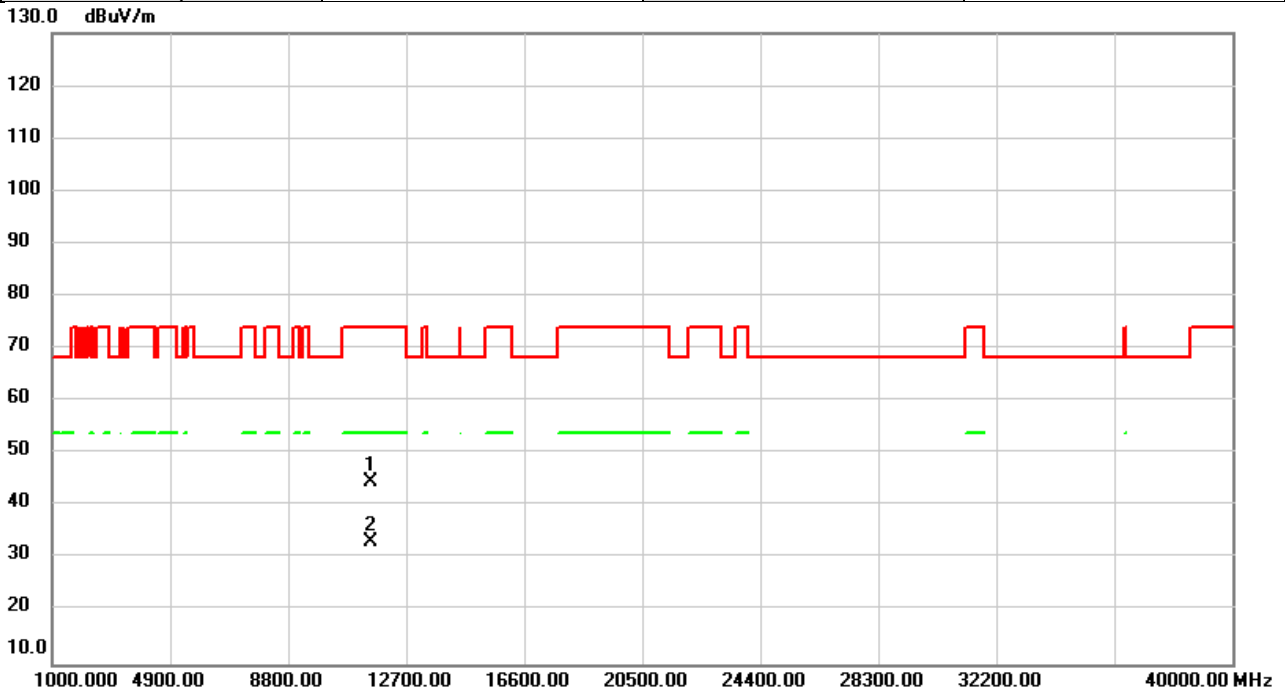


No.	Mk.	Freq. MHz	Reading Level dBuV	Correct Factor dB	Measure- ment dBuV/m	Limit dBuV/m	Over dB	Detector	Comment
1		11380.00	44.61	0.79	45.40	74.00	-28.60	peak	
2	*	11380.00	32.86	0.79	33.65	54.00	-20.35	AVG	

REMARKS:

- (1) Measurement Value = Reading Level + Correct Factor.
- (2) Margin Level = Measurement Value - Limit Value.

Test Mode	IEEE 802.11ac (VHT80)	Test Date	2023/2/17
Test Frequency	5775MHz	Polarization	Vertical
Temp	23°C	Hum.	59%

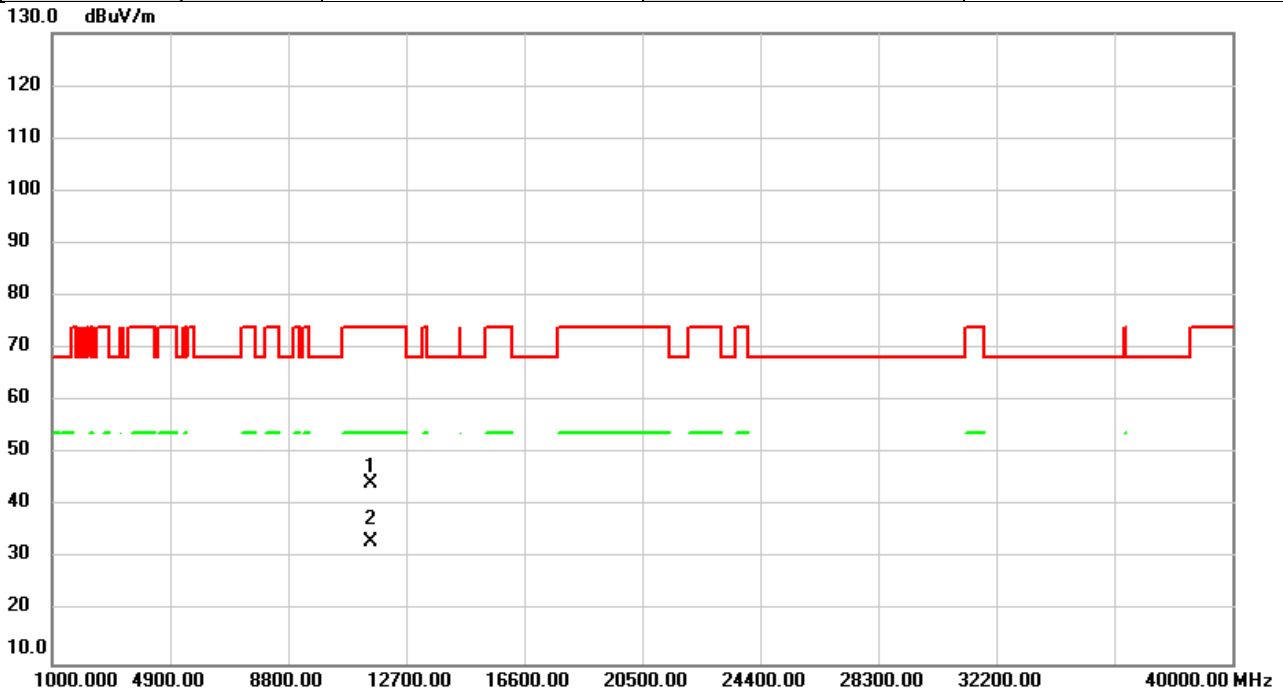


No.	Mk.	Freq. MHz	Reading Level dBuV	Correct Factor dB	Measure- ment dBuV/m	Limit dBuV/m	Over dB	Detector	Comment
1	*	11550.00	43.51	1.05	44.56	74.00	-29.44	peak	
2		11550.00	32.06	1.05	33.11	74.00	-40.89	peak	

REMARKS:

- (1) Measurement Value = Reading Level + Correct Factor.
- (2) Margin Level = Measurement Value - Limit Value.

Test Mode	IEEE 802.11ac (VHT80)	Test Date	2023/2/17
Test Frequency	5775MHz	Polarization	Horizontal
Temp	23°C	Hum.	59%

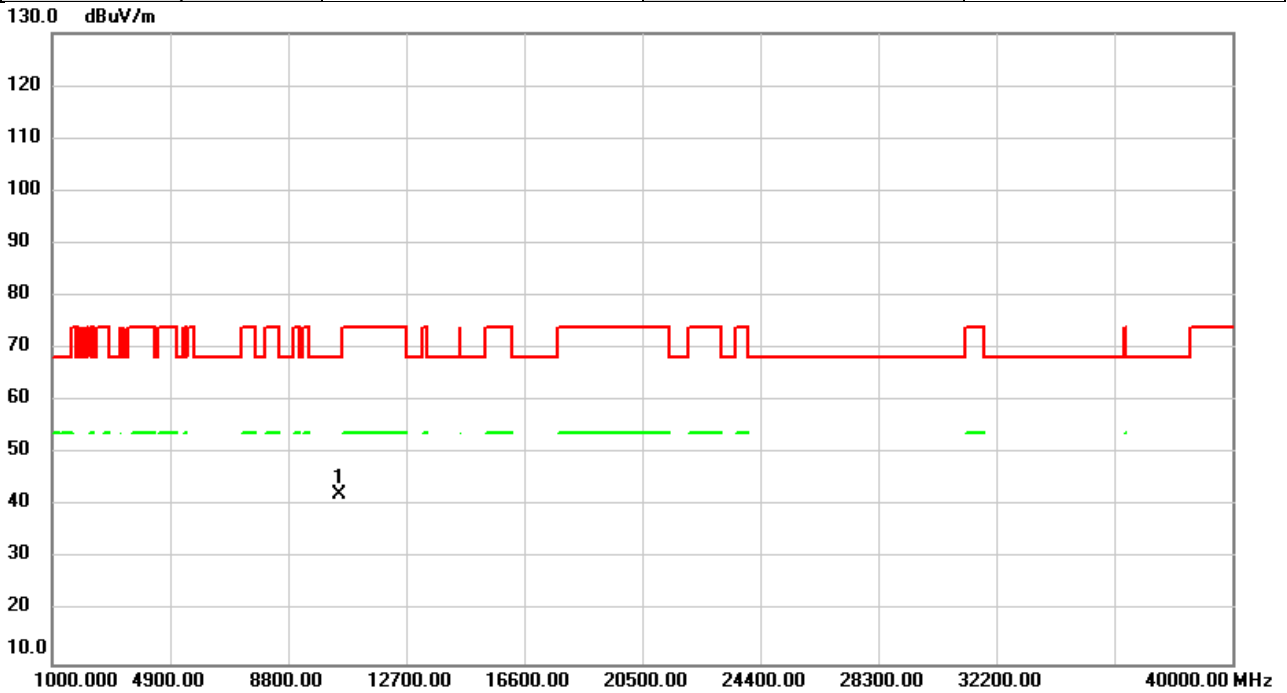


No.	Mk.	Freq. MHz	Reading Level dBuV	Correct Factor dB	Measure- ment dBuV/m	Limit dBuV/m	Over dB	Detector	Comment
1		11550.00	43.33	1.05	44.38	74.00	-29.62	peak	
2	*	11550.00	32.06	1.05	33.11	54.00	-20.89	AVG	

REMARKS:

- (1) Measurement Value = Reading Level + Correct Factor.
- (2) Margin Level = Measurement Value - Limit Value.

Test Mode	IEEE 802.11ac (VHT160)	Test Date	2023/2/17
Test Frequency	5250MHz	Polarization	Vertical
Temp	23°C	Hum.	59%

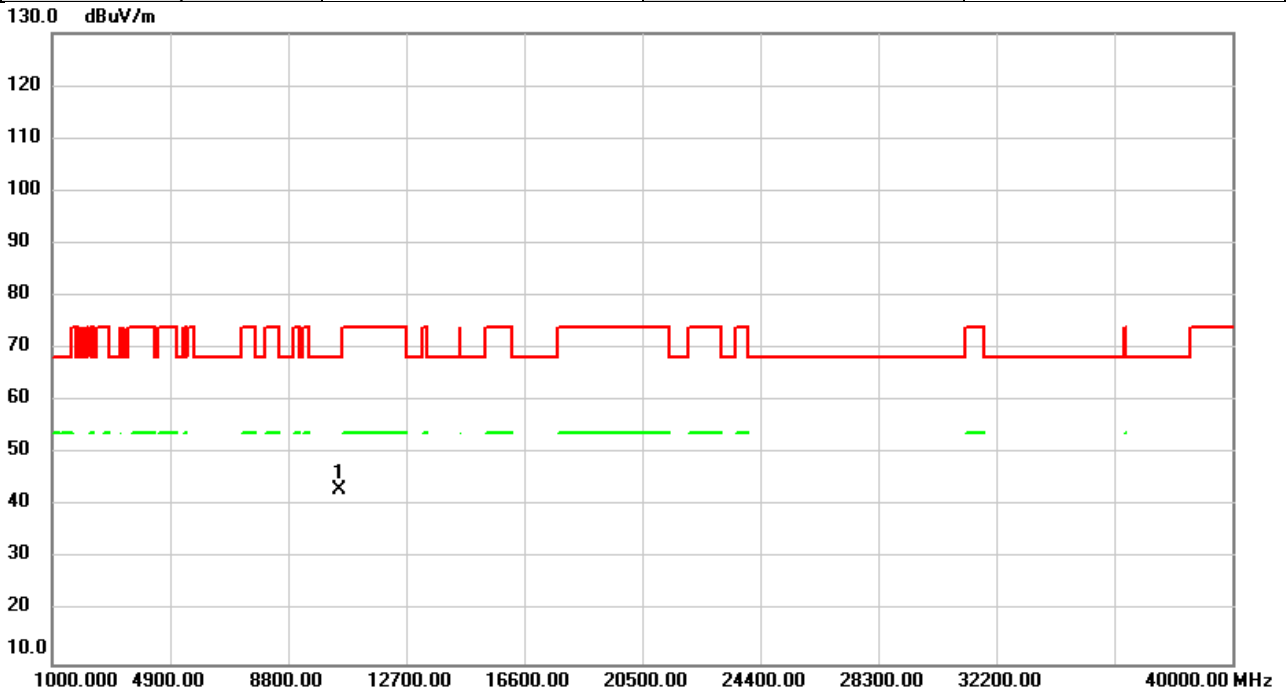


No.	Mk.	Freq. MHz	Reading Level dBuV	Correct Factor dB	Measure- ment dBuV/m	Limit dBuV/m	Over dB	Detector	Comment
1	*	10500.00	42.02	0.19	42.21	68.20	-25.99	peak	

REMARKS:

- (1) Measurement Value = Reading Level + Correct Factor.
- (2) Margin Level = Measurement Value - Limit Value.

Test Mode	IEEE 802.11ac (VHT160)	Test Date	2023/2/17
Test Frequency	5250MHz	Polarization	Horizontal
Temp	23°C	Hum.	59%

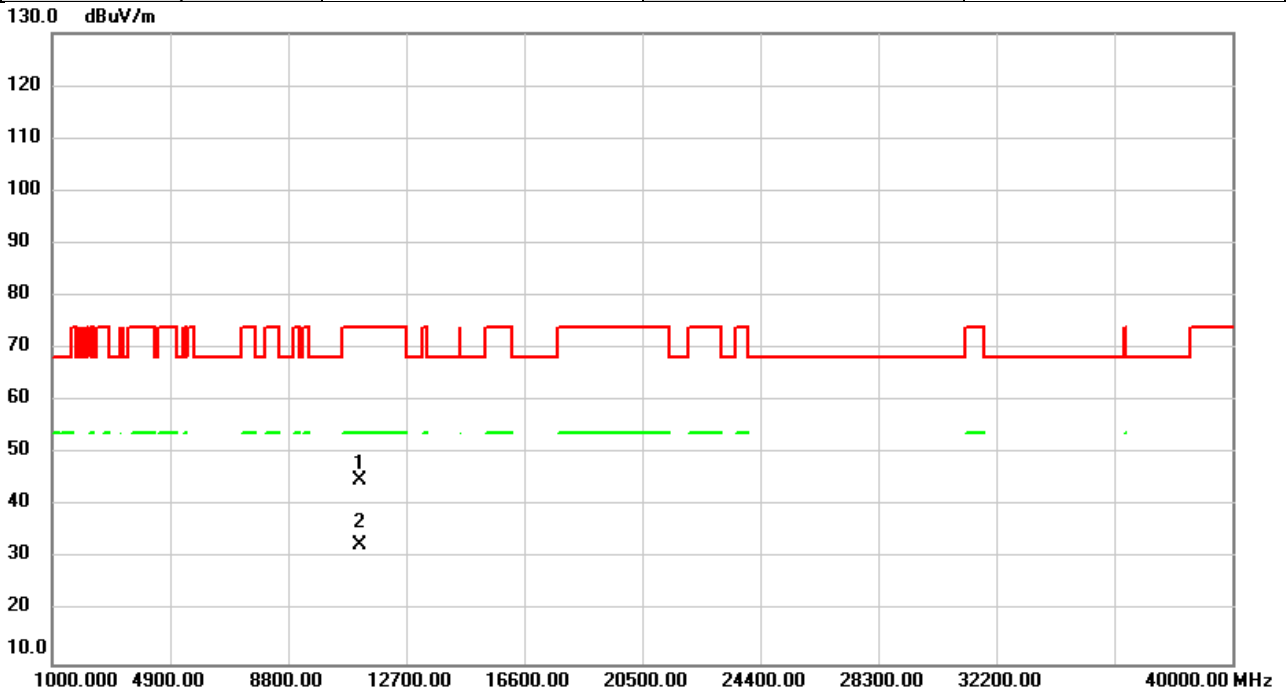


No.	Mk.	Freq.	Reading Level	Correct Factor	Measurement	Limit	Over	Detector	Comment
		MHz	dBuV	dB	dBuV/m	dBuV/m	dB		
1	*	10500.00	42.94	0.19	43.13	68.20	-25.07	peak	

REMARKS:

- (1) Measurement Value = Reading Level + Correct Factor.
- (2) Margin Level = Measurement Value - Limit Value.

Test Mode	IEEE 802.11ac (VHT160)	Test Date	2023/2/17
Test Frequency	5570MHz	Polarization	Vertical
Temp	23°C	Hum.	59%

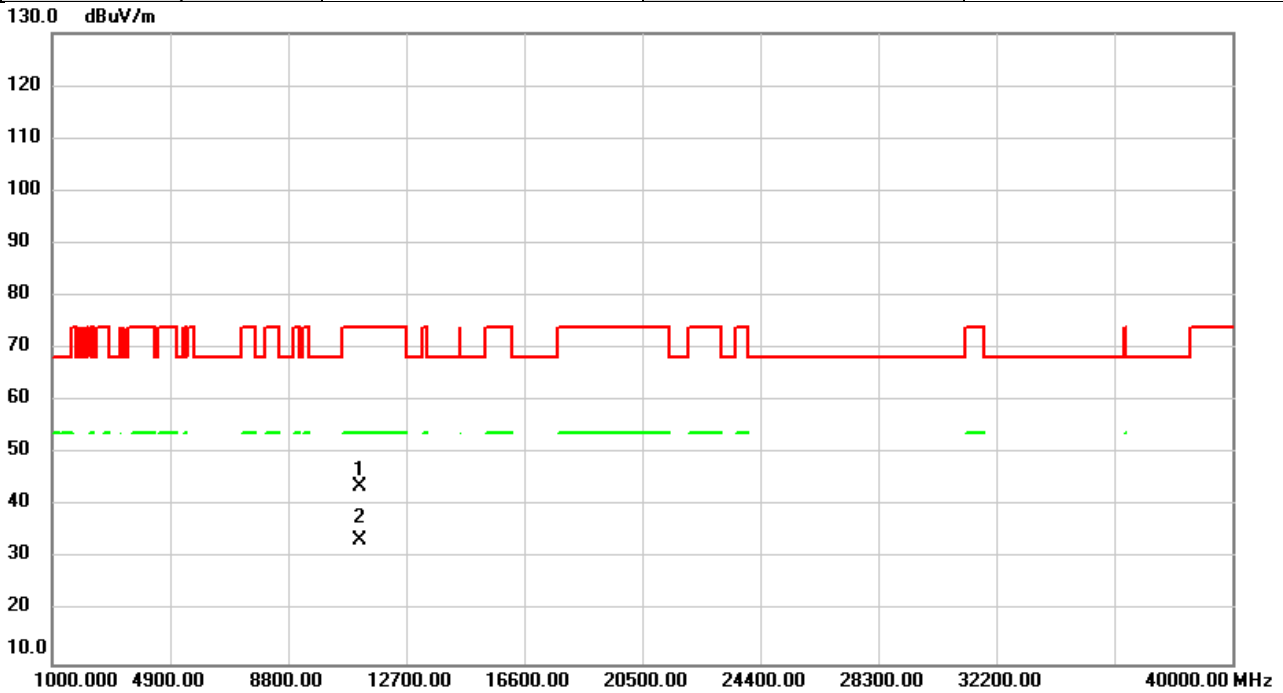


No.	Mk.	Freq.	Reading Level	Correct Factor	Measurement	Limit	Over	Detector	Comment
		MHz	dBuV	dB	dBuV/m	dBuV/m	dB		
1		11140.00	44.78	0.29	45.07	74.00	-28.93	peak	
2	*	11140.00	32.35	0.29	32.64	54.00	-21.36	AVG	

REMARKS:

- (1) Measurement Value = Reading Level + Correct Factor.
- (2) Margin Level = Measurement Value - Limit Value.

Test Mode	IEEE 802.11ac (VHT160)	Test Date	2023/2/17
Test Frequency	5570MHz	Polarization	Horizontal
Temp	23°C	Hum.	59%

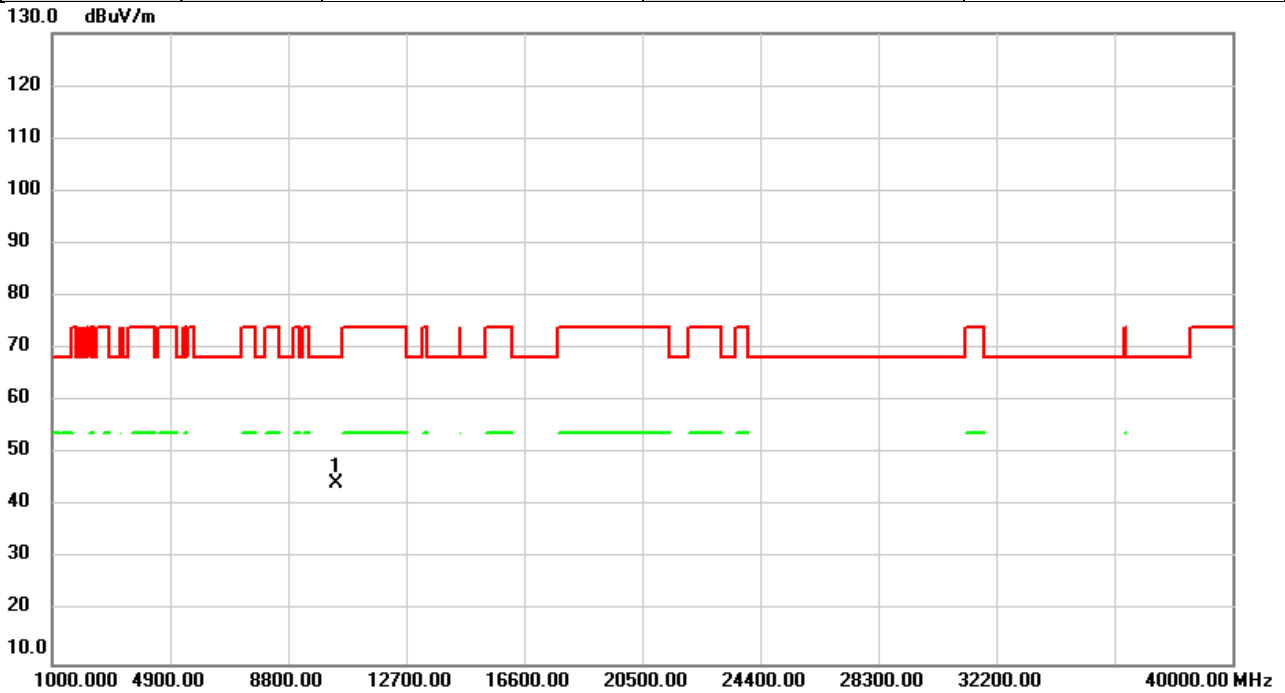


No.	Mk.	Freq. MHz	Reading Level dBuV	Correct Factor dB	Measure- ment dBuV/m	Limit dBuV/m	Over dB	Detector	Comment
1		11140.00	43.57	0.29	43.86	74.00	-30.14	peak	
2	*	11140.00	33.16	0.29	33.45	54.00	-20.55	AVG	

REMARKS:

- (1) Measurement Value = Reading Level + Correct Factor.
- (2) Margin Level = Measurement Value - Limit Value.

Test Mode	IEEE 802.11ax (HE20)	Test Date	2023/2/17
Test Frequency	5180MHz	Polarization	Vertical
Temp	23°C	Hum.	59%

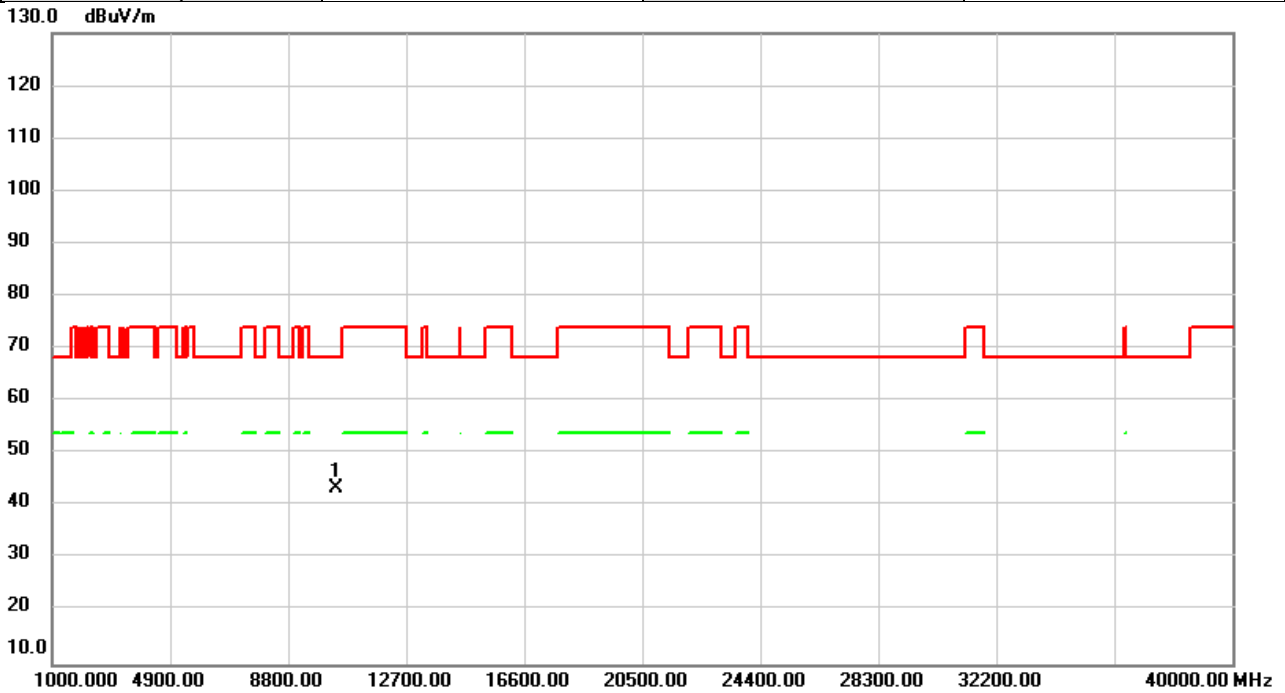


No.	Mk.	Freq. MHz	Reading Level dBuV	Correct Factor dB	Measure- ment dBuV/m	Limit dBuV/m	Over dB	Detector	Comment
1	*	10360.00	44.17	0.11	44.28	68.20	-23.92	peak	

REMARKS:

- (1) Measurement Value = Reading Level + Correct Factor.
- (2) Margin Level = Measurement Value - Limit Value.

Test Mode	IEEE 802.11ax (HE20)	Test Date	2023/2/17
Test Frequency	5180MHz	Polarization	Horizontal
Temp	23°C	Hum.	59%

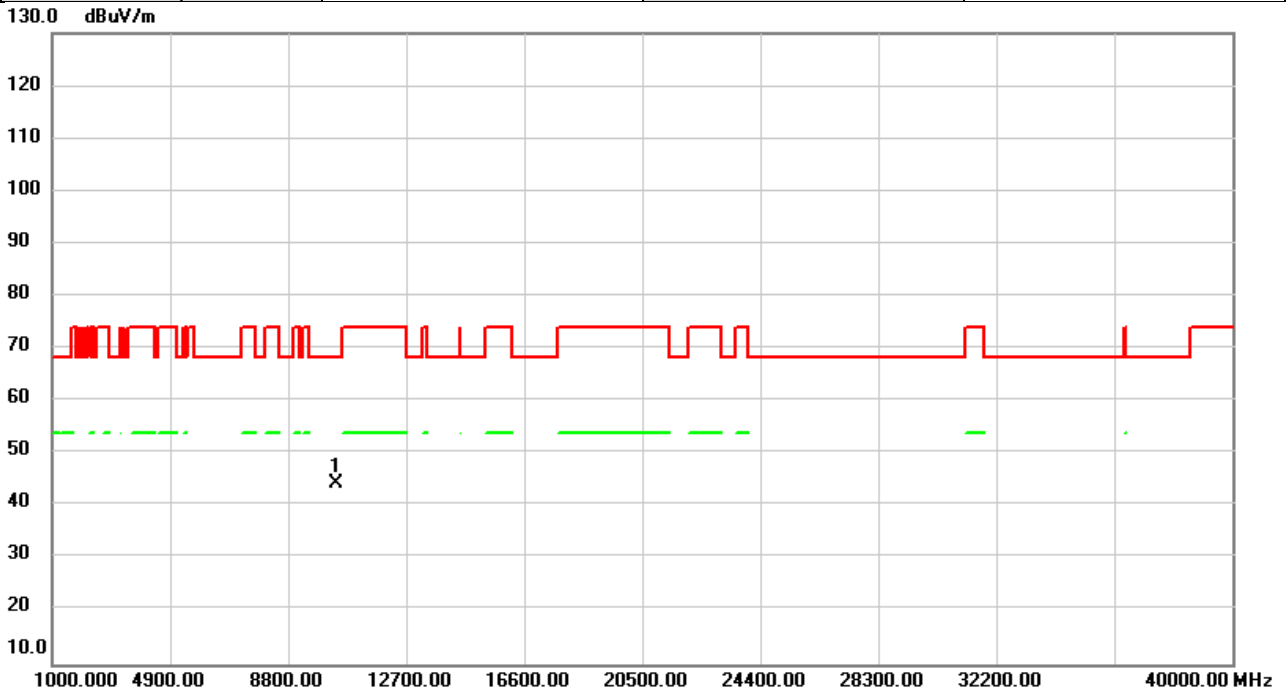


No.	Mk.	Freq. MHz	Reading Level dBuV	Correct Factor dB	Measure- ment dBuV/m	Limit dBuV/m	Over dB	Detector	Comment
1	*	10360.00	43.27	0.11	43.38	68.20	-24.82	peak	

REMARKS:

- (1) Measurement Value = Reading Level + Correct Factor.
- (2) Margin Level = Measurement Value - Limit Value.

Test Mode	IEEE 802.11ax (HE20)	Test Date	2023/2/17
Test Frequency	5200MHz	Polarization	Vertical
Temp	23°C	Hum.	59%

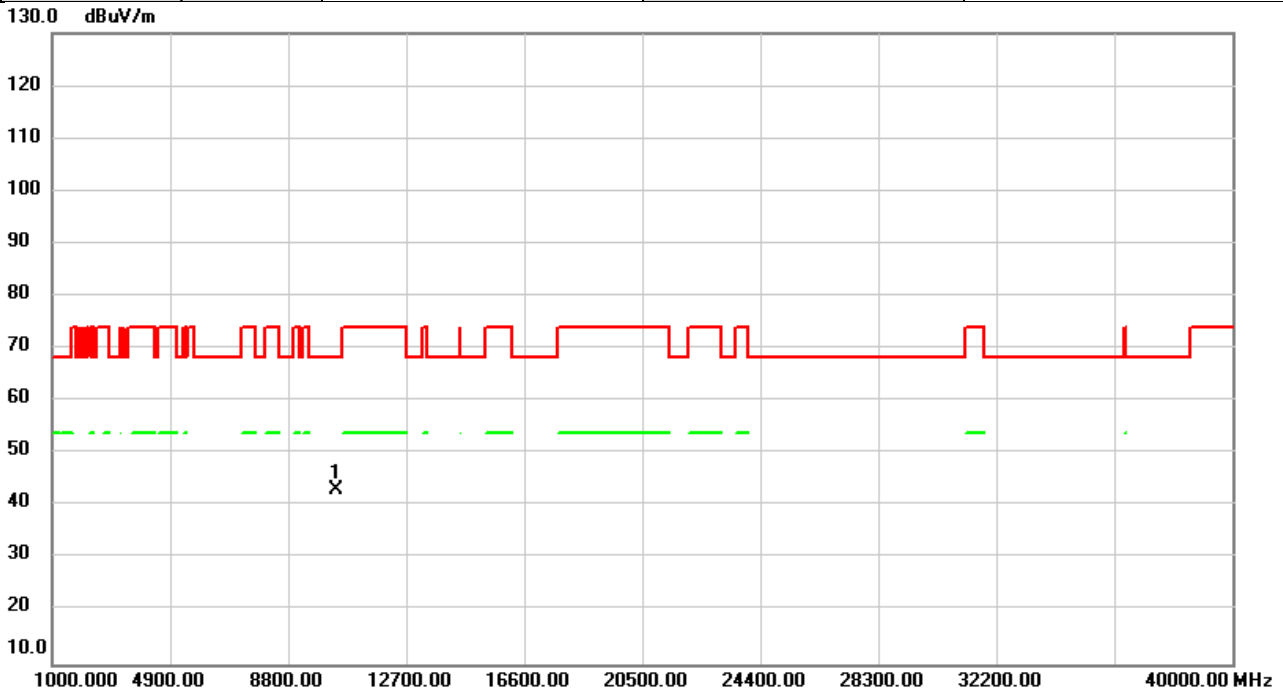


No.	Mk.	Freq.	Reading Level	Correct Factor	Measurement	Limit	Over	Detector	Comment
		MHz	dBuV	dB	dBuV/m	dBuV/m	dB		
1	*	10400.00	44.12	0.14	44.26	68.20	-23.94	peak	

REMARKS:

- (1) Measurement Value = Reading Level + Correct Factor.
- (2) Margin Level = Measurement Value - Limit Value.

Test Mode	IEEE 802.11ax (HE20)	Test Date	2023/2/17
Test Frequency	5200MHz	Polarization	Horizontal
Temp	23°C	Hum.	59%

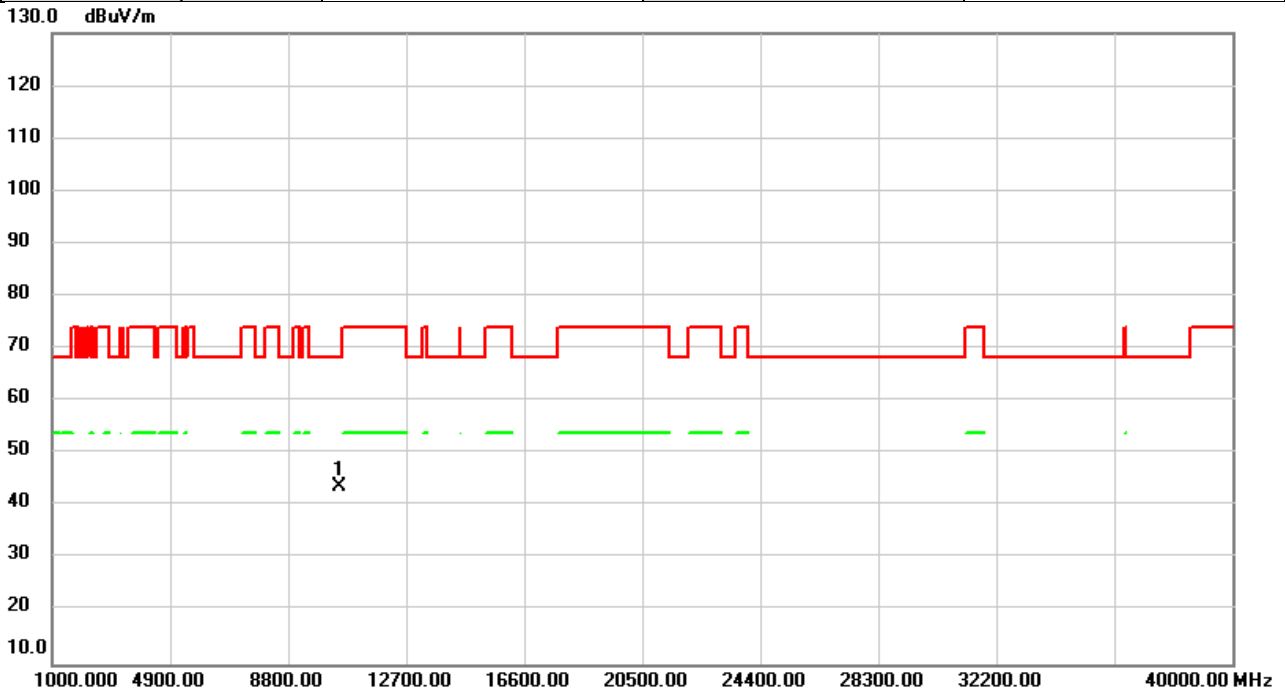


No.	Mk.	Freq.	Reading Level	Correct Factor	Measurement	Limit	Over	Detector	Comment
		MHz	dBuV	dB	dBuV/m	dBuV/m	dB		
1	*	10400.00	43.13	0.14	43.27	68.20	-24.93	peak	

REMARKS:

- (1) Measurement Value = Reading Level + Correct Factor.
- (2) Margin Level = Measurement Value - Limit Value.

Test Mode	IEEE 802.11ax (HE20)	Test Date	2023/2/17
Test Frequency	5240MHz	Polarization	Vertical
Temp	23°C	Hum.	59%

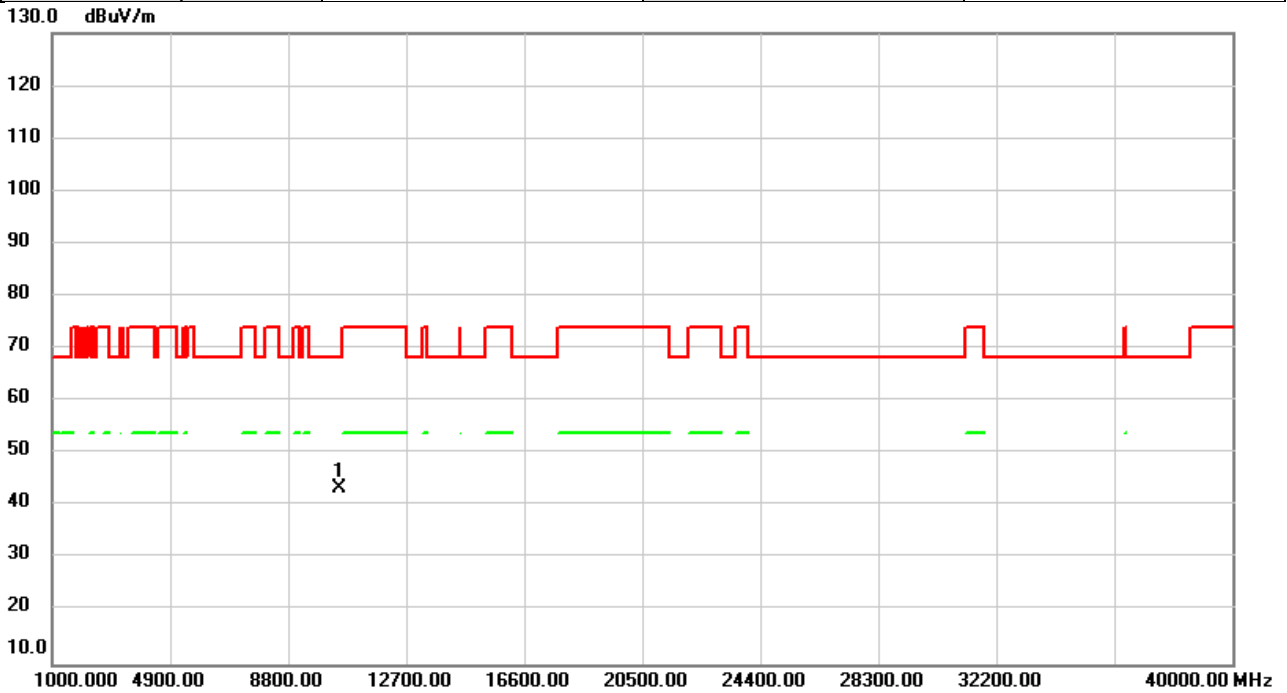


No.	Mk.	Freq.	Reading Level	Correct Factor	Measurement	Limit	Over	Detector	Comment
		MHz	dBuV	dB	dBuV/m	dBuV/m	dB		
1	*	10480.00	43.53	0.18	43.71	68.20	-24.49	peak	

REMARKS:

- (1) Measurement Value = Reading Level + Correct Factor.
- (2) Margin Level = Measurement Value - Limit Value.

Test Mode	IEEE 802.11ax (HE20)	Test Date	2023/2/17
Test Frequency	5240MHz	Polarization	Horizontal
Temp	23°C	Hum.	59%

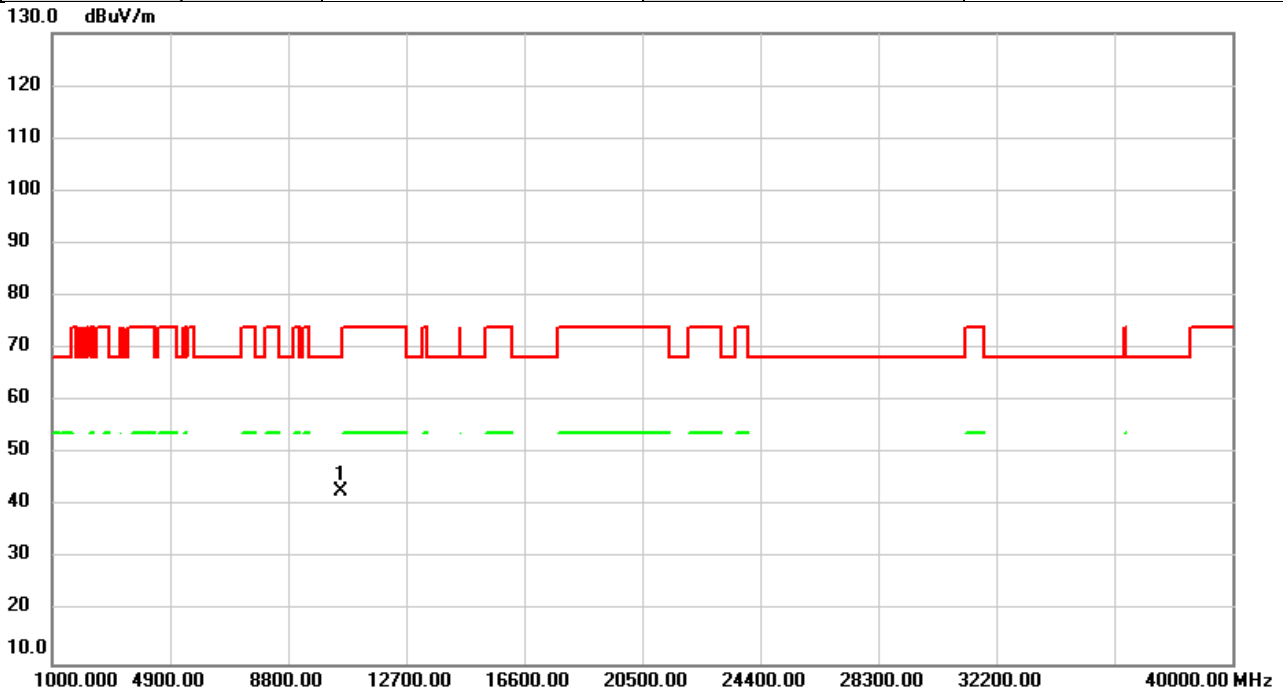


No.	Mk.	Freq. MHz	Reading Level dBuV	Correct Factor dB	Measure- ment dBuV/m	Limit dBuV/m	Over dB	Detector	Comment
1	*	10480.00	43.20	0.18	43.38	68.20	-24.82	peak	

REMARKS:

- (1) Measurement Value = Reading Level + Correct Factor.
- (2) Margin Level = Measurement Value - Limit Value.

Test Mode	IEEE 802.11ax (HE20)	Test Date	2023/2/17
Test Frequency	5260MHz	Polarization	Vertical
Temp	23°C	Hum.	59%

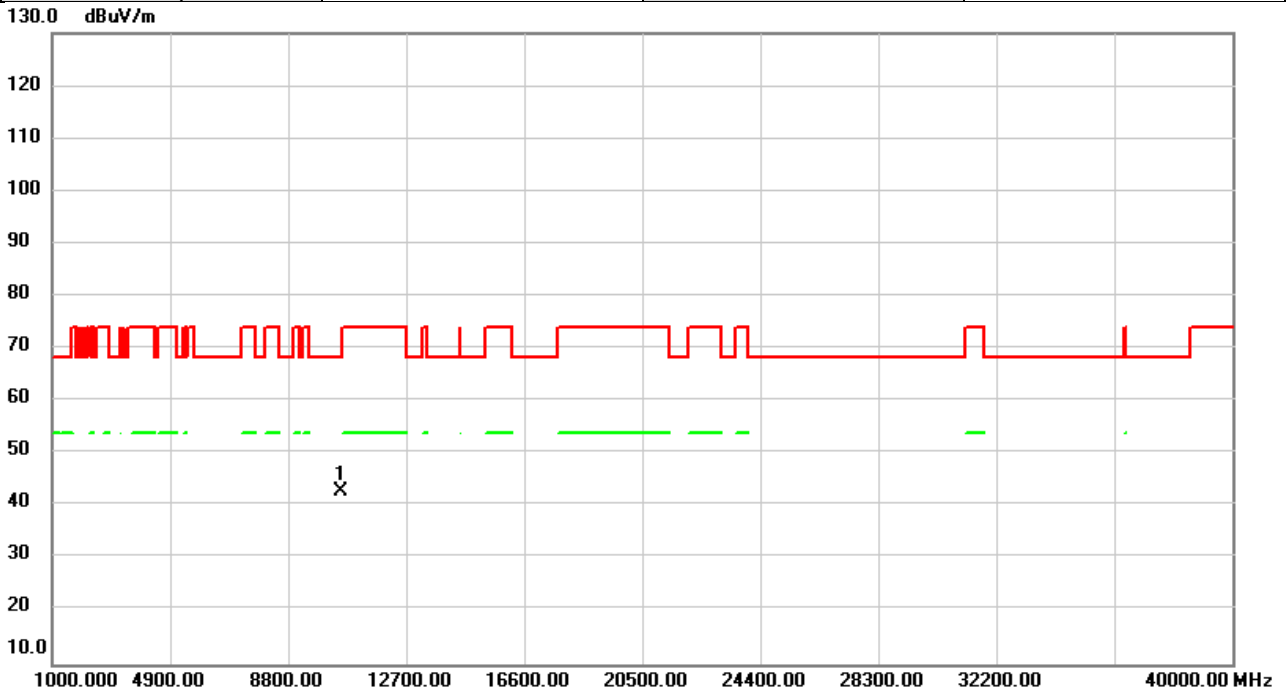


No.	Mk.	Freq. MHz	Reading Level dBuV	Correct Factor dB	Measure- ment dBuV/m	Limit dBuV/m	Over dB	Detector	Comment
1	*	10520.00	42.71	0.19	42.90	68.20	-25.30	peak	

REMARKS:

- (1) Measurement Value = Reading Level + Correct Factor.
- (2) Margin Level = Measurement Value - Limit Value.

Test Mode	IEEE 802.11ax (HE20)	Test Date	2023/2/17
Test Frequency	5260MHz	Polarization	Horizontal
Temp	23°C	Hum.	59%

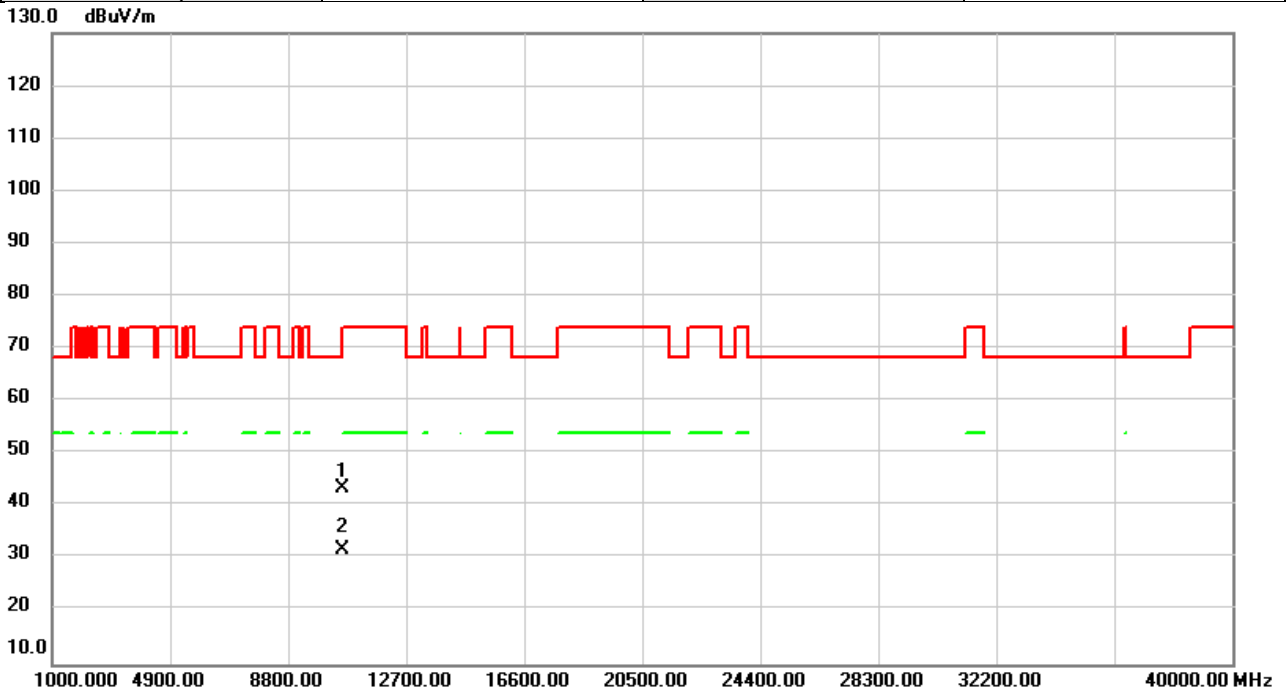


No.	Mk.	Freq.	Reading Level	Correct Factor	Measurement	Limit	Over	Detector	Comment
		MHz	dBuV	dB	dBuV/m	dBuV/m	dB		
1	*	10520.00	42.51	0.19	42.70	68.20	-25.50	peak	

REMARKS:

- (1) Measurement Value = Reading Level + Correct Factor.
- (2) Margin Level = Measurement Value - Limit Value.

Test Mode	IEEE 802.11ax (HE20)	Test Date	2023/2/17
Test Frequency	5300MHz	Polarization	Vertical
Temp	23°C	Hum.	59%

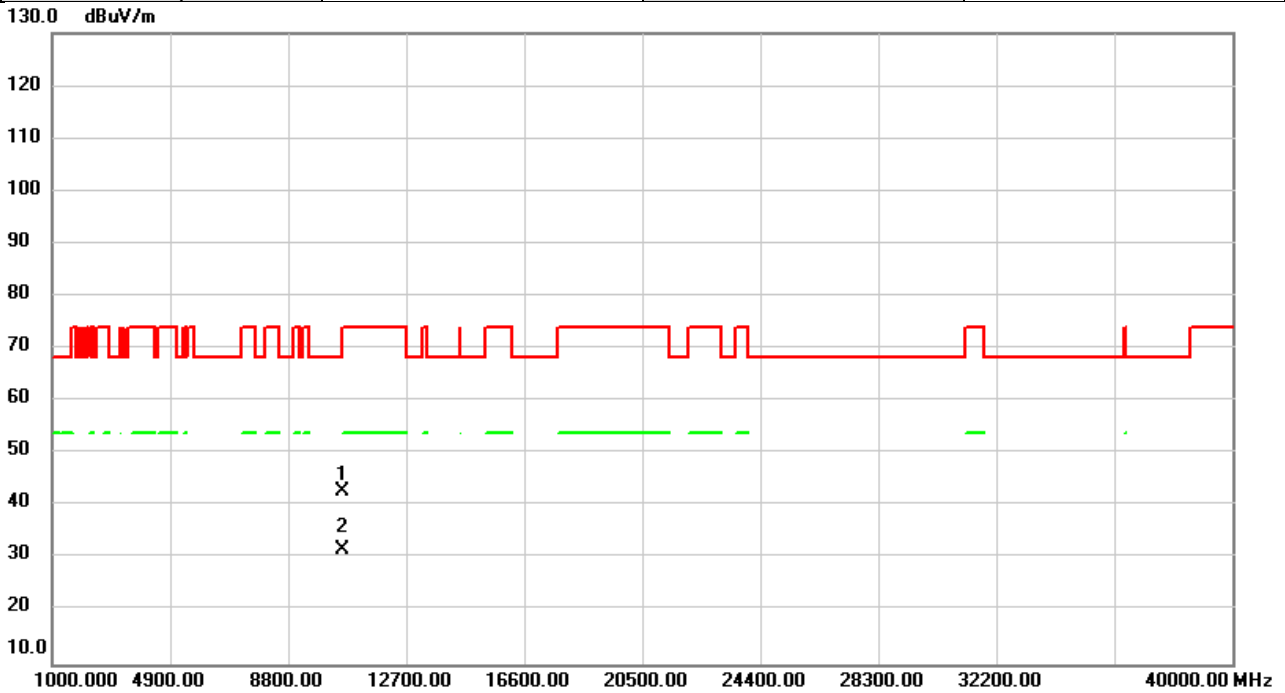


No.	Mk.	Freq.	Reading Level	Correct Factor	Measurement	Limit	Over	Detector	Comment
		MHz	dBuV	dB	dBuV/m	dBuV/m	dB		
1		10600.00	43.32	0.16	43.48	68.20	-24.72	peak	
2	*	10600.00	31.48	0.16	31.64	54.00	-22.36	AVG	

REMARKS:

- (1) Measurement Value = Reading Level + Correct Factor.
- (2) Margin Level = Measurement Value - Limit Value.

Test Mode	IEEE 802.11ax (HE20)	Test Date	2023/2/17
Test Frequency	5300MHz	Polarization	Horizontal
Temp	23°C	Hum.	59%

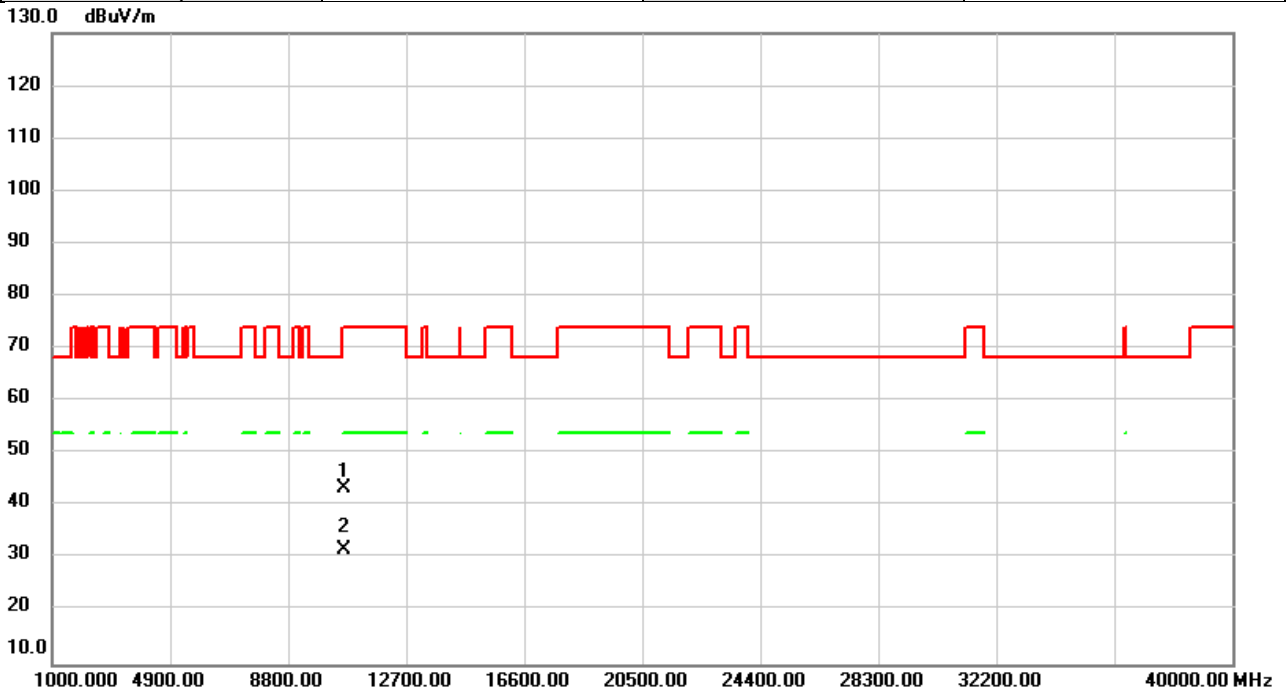


No.	Mk.	Freq.	Reading Level	Correct Factor	Measurement	Limit	Over	Detector	Comment
		MHz	dBuV	dB	dBuV/m	dBuV/m	dB		
1		10600.00	42.74	0.16	42.90	68.20	-25.30	peak	
2	*	10600.00	31.51	0.16	31.67	54.00	-22.33	AVG	

REMARKS:

- (1) Measurement Value = Reading Level + Correct Factor.
- (2) Margin Level = Measurement Value - Limit Value.

Test Mode	IEEE 802.11ax (HE20)	Test Date	2023/2/17
Test Frequency	5320MHz	Polarization	Vertical
Temp	23°C	Hum.	59%

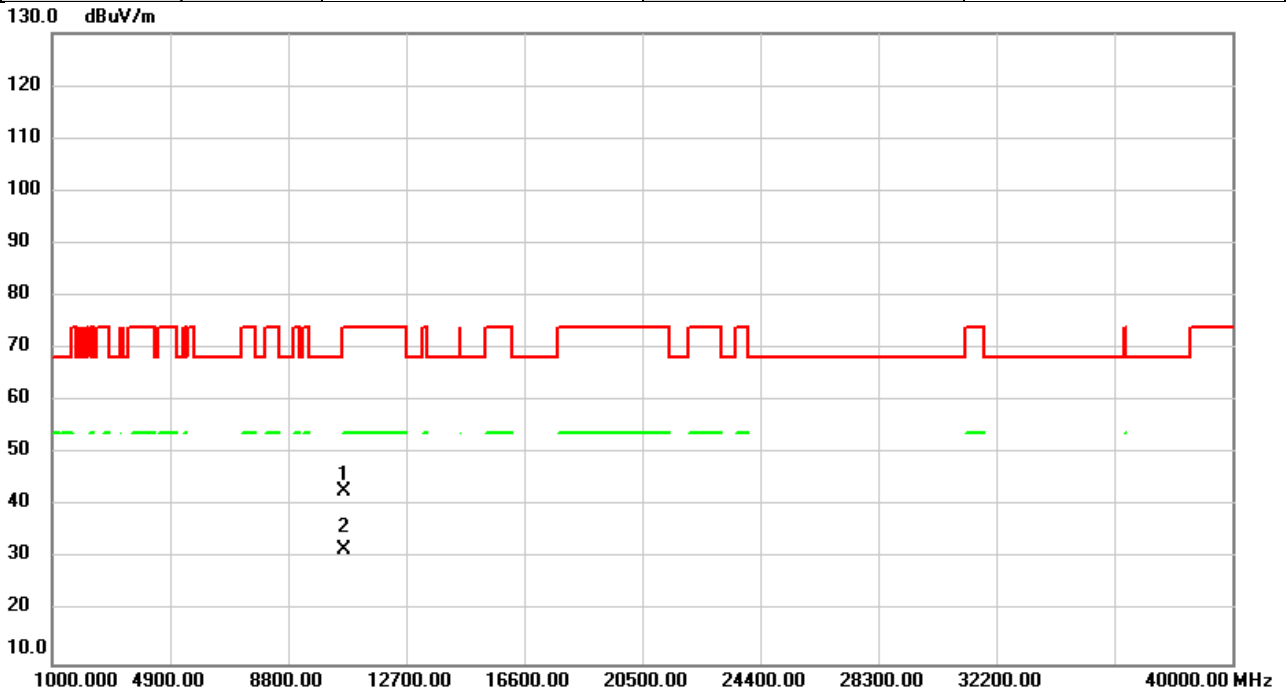


No.	Mk.	Freq. MHz	Reading Level dBuV	Correct Factor dB	Measure- ment dBuV/m	Limit dBuV/m	Over dB	Detector	Comment
1		10640.00	43.23	0.14	43.37	74.00	-30.63	peak	
2	*	10640.00	31.59	0.14	31.73	54.00	-22.27	AVG	

REMARKS:

- (1) Measurement Value = Reading Level + Correct Factor.
- (2) Margin Level = Measurement Value - Limit Value.

Test Mode	IEEE 802.11ax (HE20)	Test Date	2023/2/17
Test Frequency	5320MHz	Polarization	Horizontal
Temp	23°C	Hum.	59%

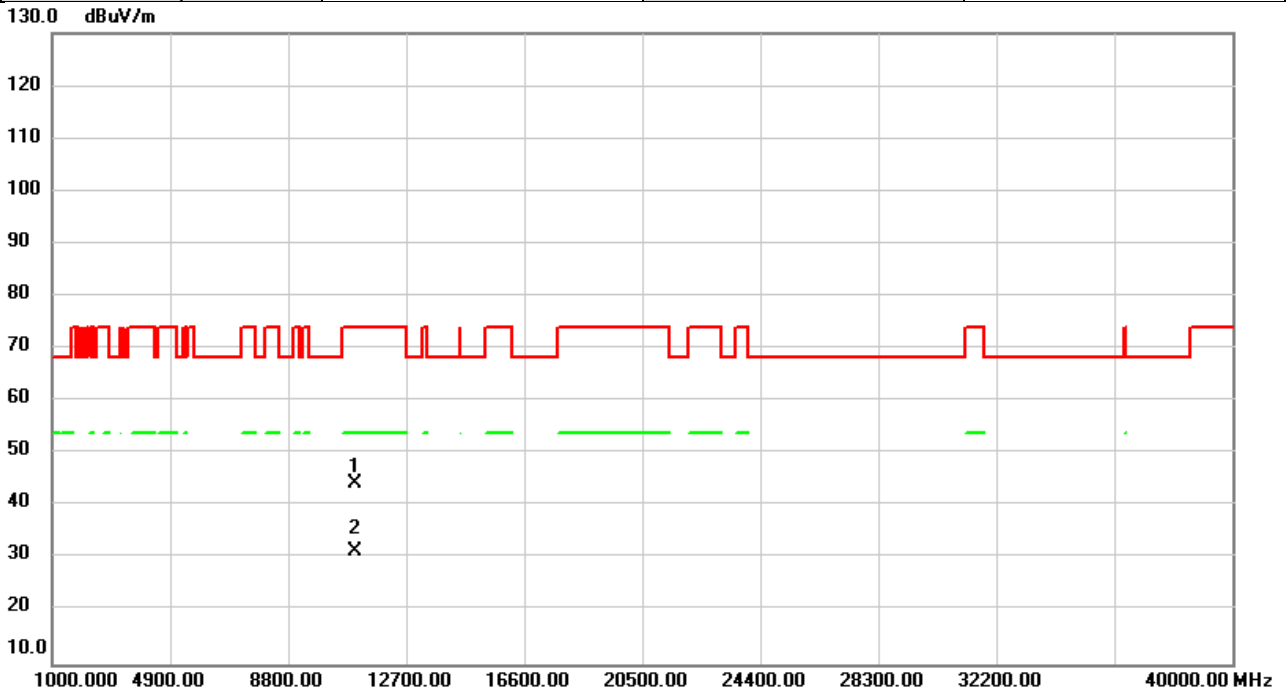


No.	Mk.	Freq. MHz	Reading Level dBuV	Correct Factor dB	Measure- ment dBuV/m	Limit dBuV/m	Over dB	Detector	Comment
1		10640.00	42.82	0.14	42.96	74.00	-31.04	peak	
2	*	10640.00	31.57	0.14	31.71	54.00	-22.29	AVG	

REMARKS:

- (1) Measurement Value = Reading Level + Correct Factor.
- (2) Margin Level = Measurement Value - Limit Value.

Test Mode	IEEE 802.11ax (HE20)	Test Date	2023/2/17
Test Frequency	5500MHz	Polarization	Vertical
Temp	23°C	Hum.	59%

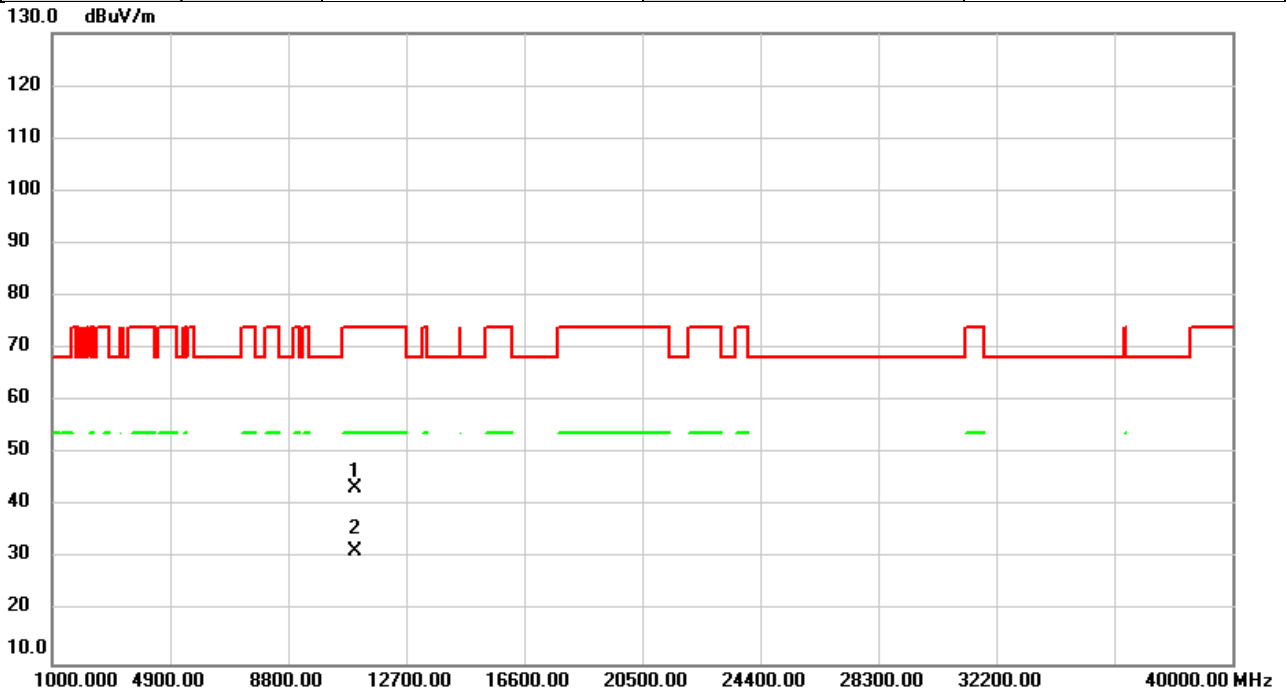


No.	Mk.	Freq. MHz	Reading Level dBuV	Correct Factor dB	Measure- ment dBuV/m	Limit dBuV/m	Over dB	Detector	Comment
1		11000.00	44.24	0.01	44.25	74.00	-29.75	peak	
2	*	11000.00	31.46	0.01	31.47	54.00	-22.53	AVG	

REMARKS:

- (1) Measurement Value = Reading Level + Correct Factor.
- (2) Margin Level = Measurement Value - Limit Value.

Test Mode	IEEE 802.11ax (HE20)	Test Date	2023/2/17
Test Frequency	5500MHz	Polarization	Horizontal
Temp	23°C	Hum.	59%

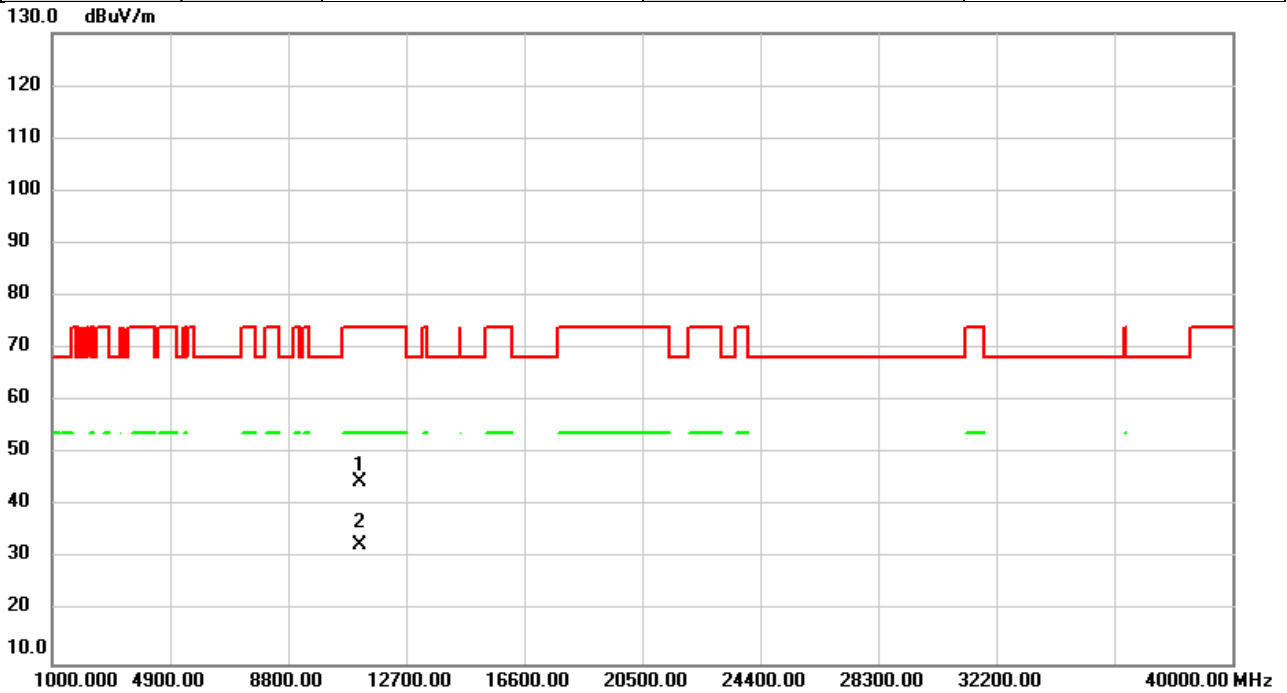


No.	Mk.	Freq. MHz	Reading Level dBuV	Correct Factor dB	Measure- ment dBuV/m	Limit dBuV/m	Over dB	Detector	Comment
1		11000.00	43.32	0.01	43.33	74.00	-30.67	peak	
2	*	11000.00	31.43	0.01	31.44	54.00	-22.56	AVG	

REMARKS:

- (1) Measurement Value = Reading Level + Correct Factor.
- (2) Margin Level = Measurement Value - Limit Value.

Test Mode	IEEE 802.11ax (HE20)	Test Date	2023/2/17
Test Frequency	5580MHz	Polarization	Vertical
Temp	23°C	Hum.	59%

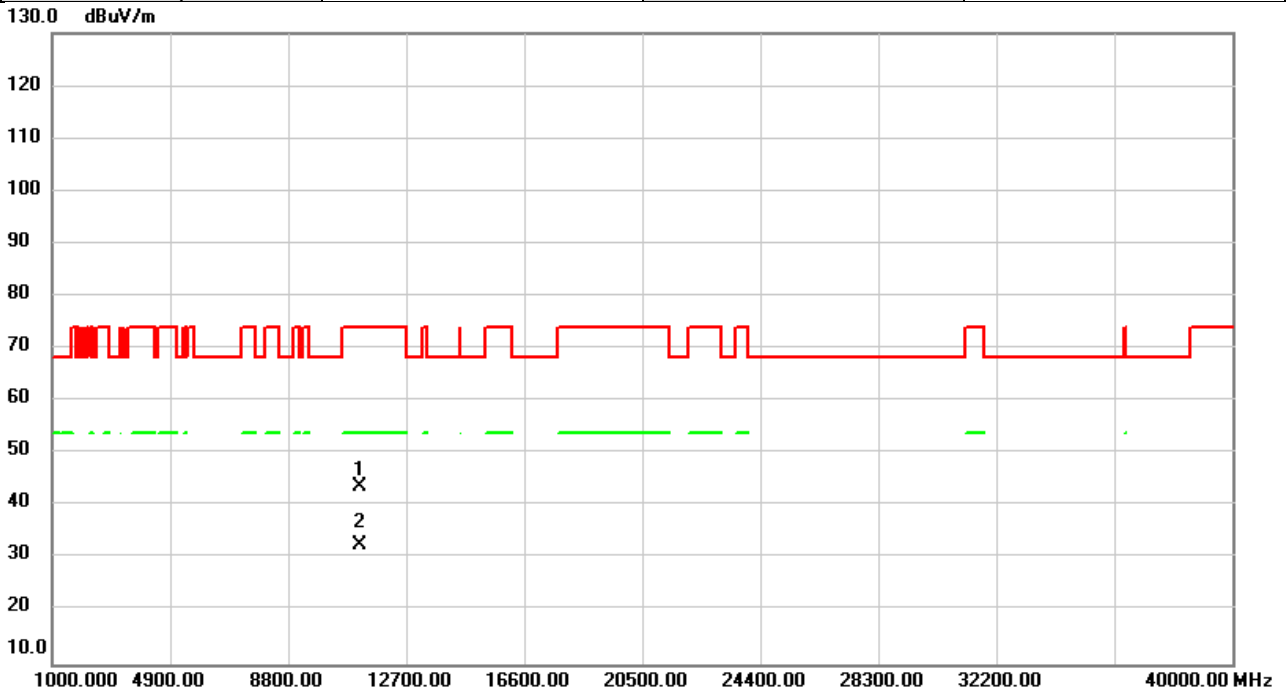


No.	Mk.	Freq. MHz	Reading Level dBuV	Correct Factor dB	Measure- ment dBuV/m	Limit dBuV/m	Over dB	Detector	Comment
1		11160.00	44.44	0.34	44.78	74.00	-29.22	peak	
2	*	11160.00	32.20	0.34	32.54	54.00	-21.46	AVG	

REMARKS:

- (1) Measurement Value = Reading Level + Correct Factor.
- (2) Margin Level = Measurement Value - Limit Value.

Test Mode	IEEE 802.11ax (HE20)	Test Date	2023/2/17
Test Frequency	5580MHz	Polarization	Horizontal
Temp	23°C	Hum.	59%

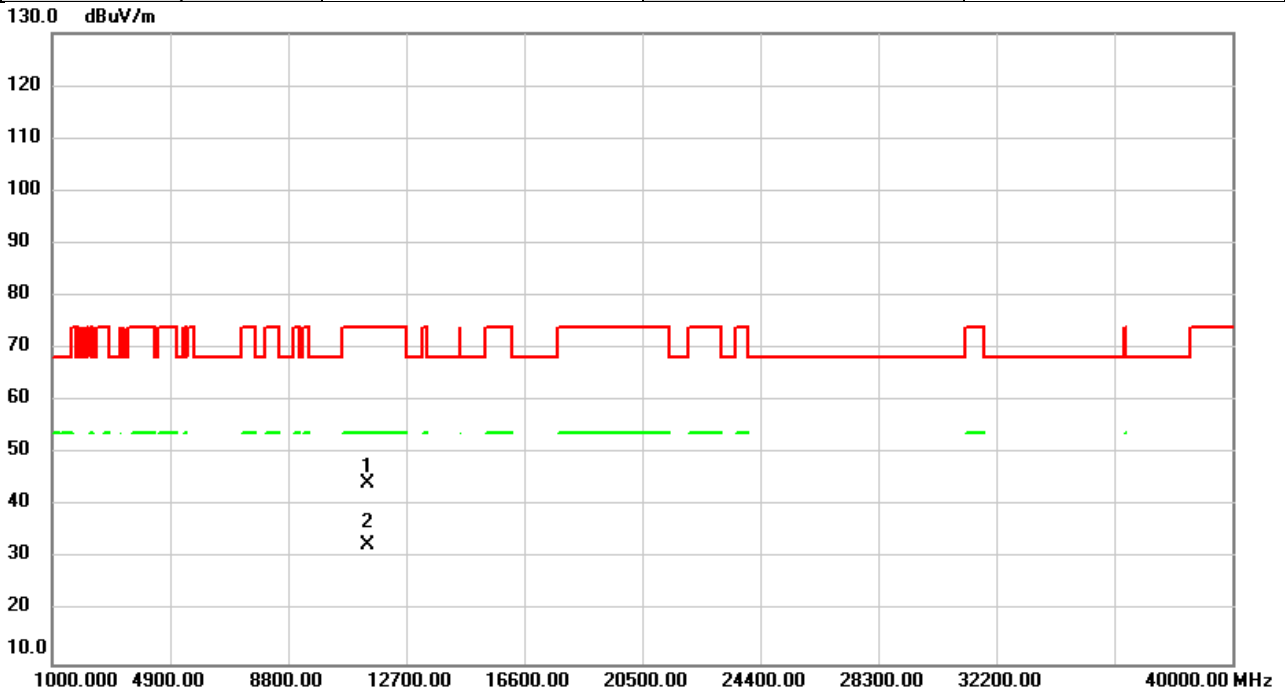


No.	Mk.	Freq. MHz	Reading Level dBuV	Correct Factor dB	Measure- ment dBuV/m	Limit dBuV/m	Over dB	Detector	Comment
1		11160.00	43.51	0.34	43.85	74.00	-30.15	peak	
2	*	11160.00	32.17	0.34	32.51	54.00	-21.49	AVG	

REMARKS:

- (1) Measurement Value = Reading Level + Correct Factor.
- (2) Margin Level = Measurement Value - Limit Value.

Test Mode	IEEE 802.11ax (HE20)	Test Date	2023/2/17
Test Frequency	5700MHz	Polarization	Vertical
Temp	23°C	Hum.	59%

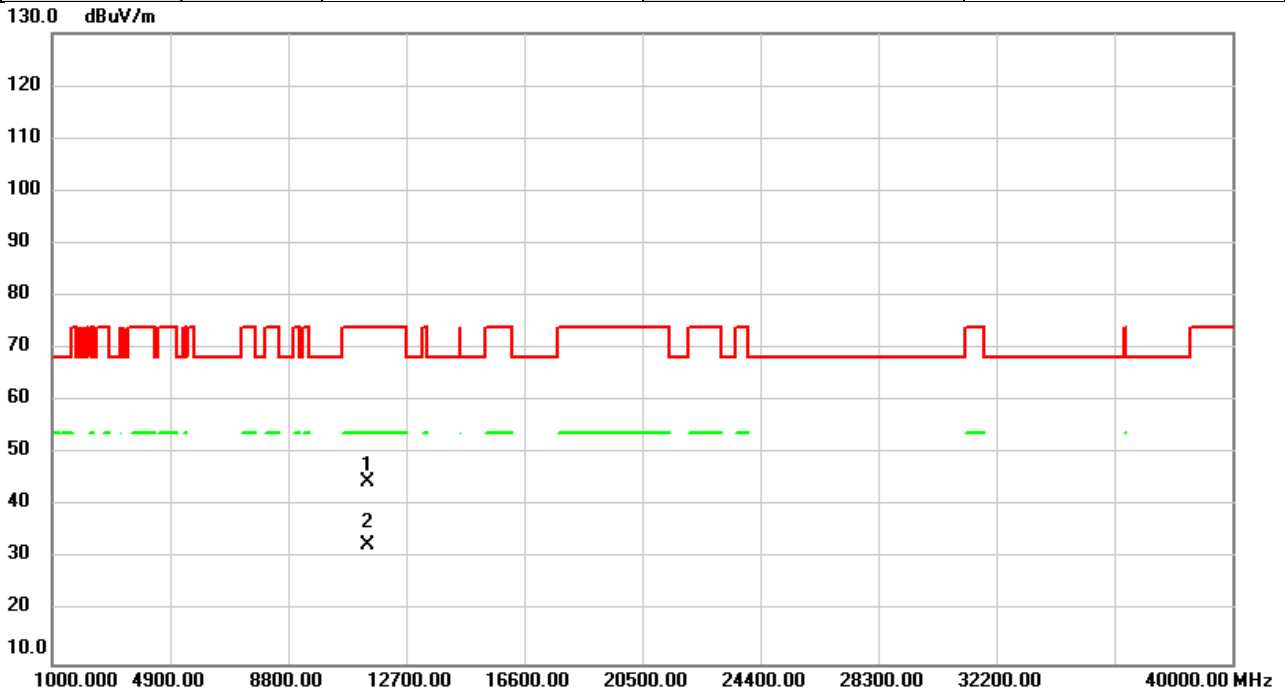


No.	Mk.	Freq. MHz	Reading Level dBuV	Correct Factor dB	Measure- ment dBuV/m	Limit dBuV/m	Over dB	Detector	Comment
1		11400.00	43.48	0.83	44.31	74.00	-29.69	peak	
2	*	11400.00	31.94	0.83	32.77	54.00	-21.23	AVG	

REMARKS:

- (1) Measurement Value = Reading Level + Correct Factor.
- (2) Margin Level = Measurement Value - Limit Value.

Test Mode	IEEE 802.11ax (HE20)	Test Date	2023/2/17
Test Frequency	5700MHz	Polarization	Horizontal
Temp	23°C	Hum.	59%

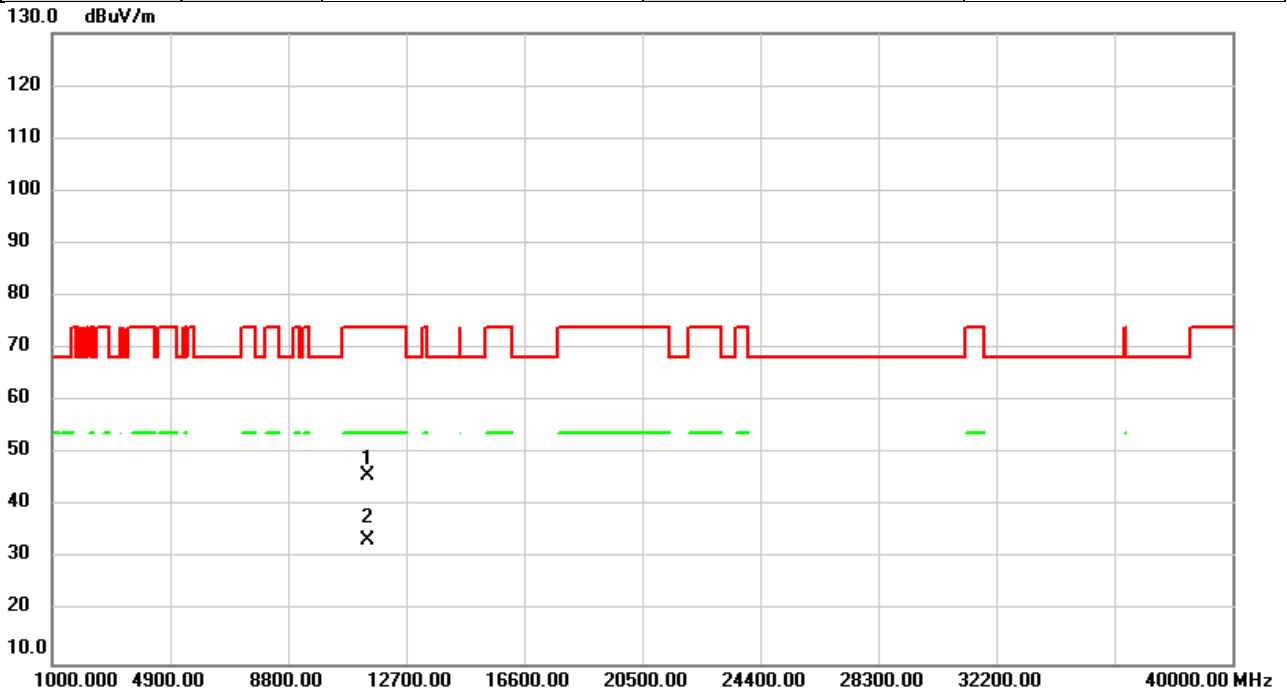


No.	Mk.	Freq. MHz	Reading Level dBuV	Correct Factor dB	Measure- ment dBuV/m	Limit dBuV/m	Over dB	Detector	Comment
1		11400.00	43.75	0.83	44.58	74.00	-29.42	peak	
2	*	11400.00	31.95	0.83	32.78	54.00	-21.22	AVG	

REMARKS:

- (1) Measurement Value = Reading Level + Correct Factor.
- (2) Margin Level = Measurement Value - Limit Value.

Test Mode	IEEE 802.11ax (HE20)	Test Date	2023/2/17
Test Frequency	5720MHz	Polarization	Vertical
Temp	23°C	Hum.	59%

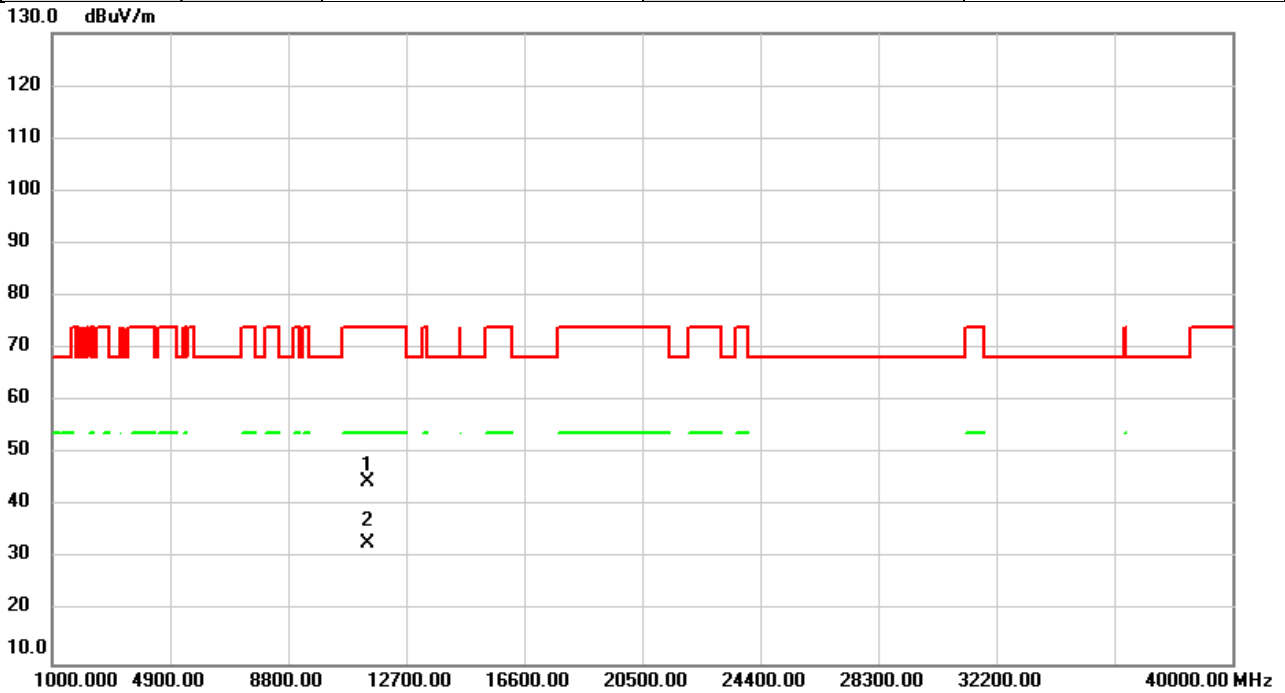


No.	Mk.	Freq. MHz	Reading Level dBuV	Correct Factor dB	Measure- ment dBuV/m	Limit dBuV/m	Over dB	Detector	Comment
1		11440.00	44.92	0.90	45.82	74.00	-28.18	peak	
2	*	11440.00	32.67	0.90	33.57	54.00	-20.43	AVG	

REMARKS:

- (1) Measurement Value = Reading Level + Correct Factor.
- (2) Margin Level = Measurement Value - Limit Value.

Test Mode	IEEE 802.11ax (HE20)	Test Date	2023/2/17
Test Frequency	5720MHz	Polarization	Horizontal
Temp	23°C	Hum.	59%

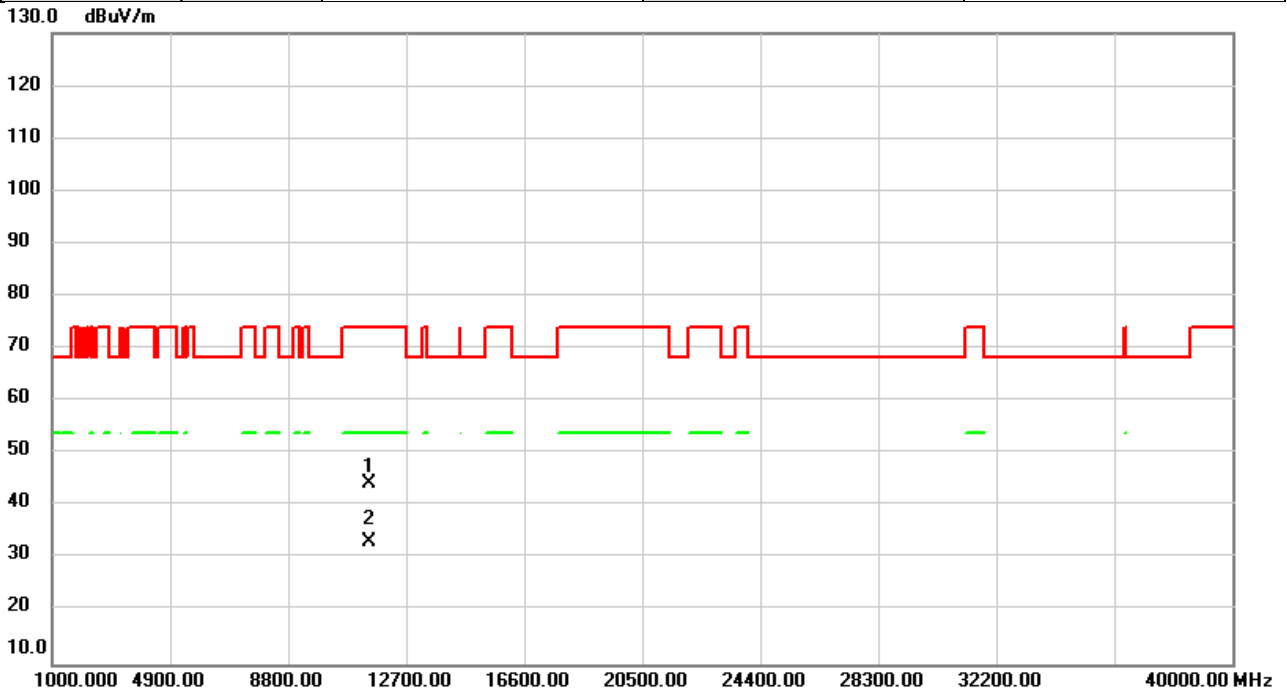


No.	Mk.	Freq. MHz	Reading Level dBuV	Correct Factor dB	Measure- ment dBuV/m	Limit dBuV/m	Over dB	Detector	Comment
1		11440.00	43.87	0.90	44.77	74.00	-29.23	peak	
2	*	11440.00	32.19	0.90	33.09	54.00	-20.91	AVG	

REMARKS:

- (1) Measurement Value = Reading Level + Correct Factor.
- (2) Margin Level = Measurement Value - Limit Value.

Test Mode	IEEE 802.11ax (HE20)	Test Date	2023/2/17
Test Frequency	5745MHz	Polarization	Vertical
Temp	23°C	Hum.	59%

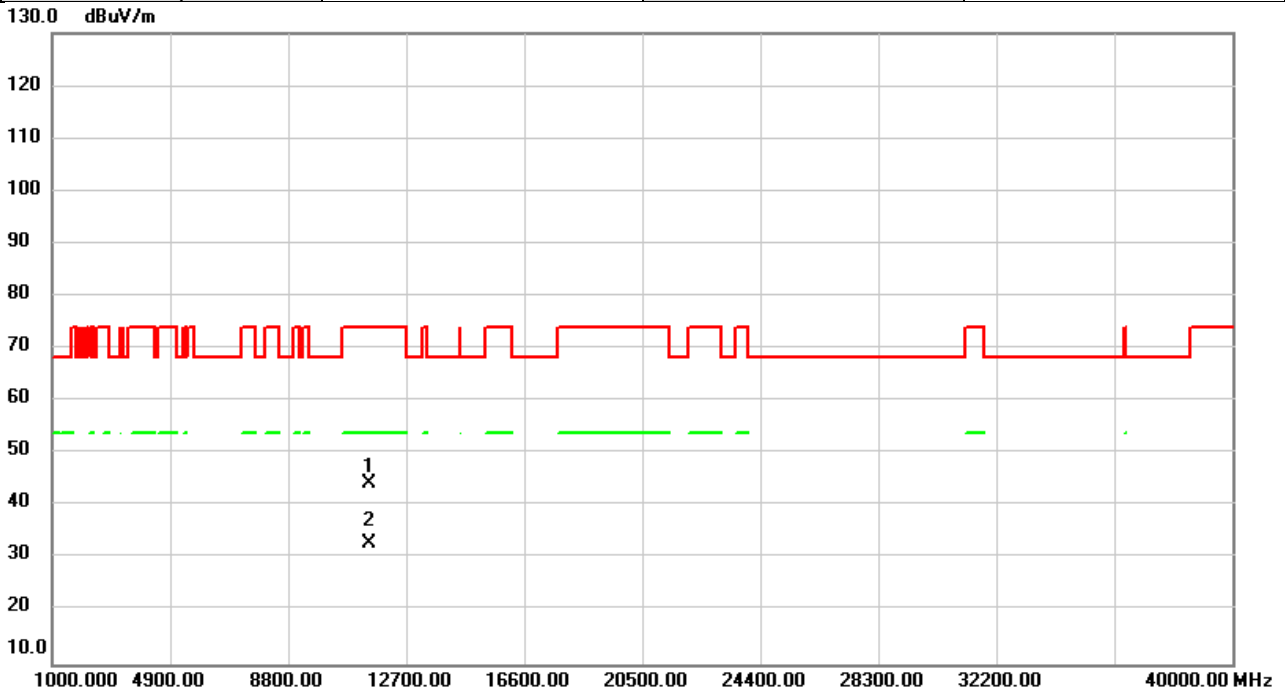


No.	Mk.	Freq. MHz	Reading Level dBuV	Correct Factor dB	Measure- ment dBuV/m	Limit dBuV/m	Over dB	Detector	Comment
1		11490.00	43.27	1.01	44.28	74.00	-29.72	peak	
2	*	11490.00	32.11	1.01	33.12	54.00	-20.88	AVG	

REMARKS:

- (1) Measurement Value = Reading Level + Correct Factor.
- (2) Margin Level = Measurement Value - Limit Value.

Test Mode	IEEE 802.11ax (HE20)	Test Date	2023/2/17
Test Frequency	5745MHz	Polarization	Horizontal
Temp	23°C	Hum.	59%

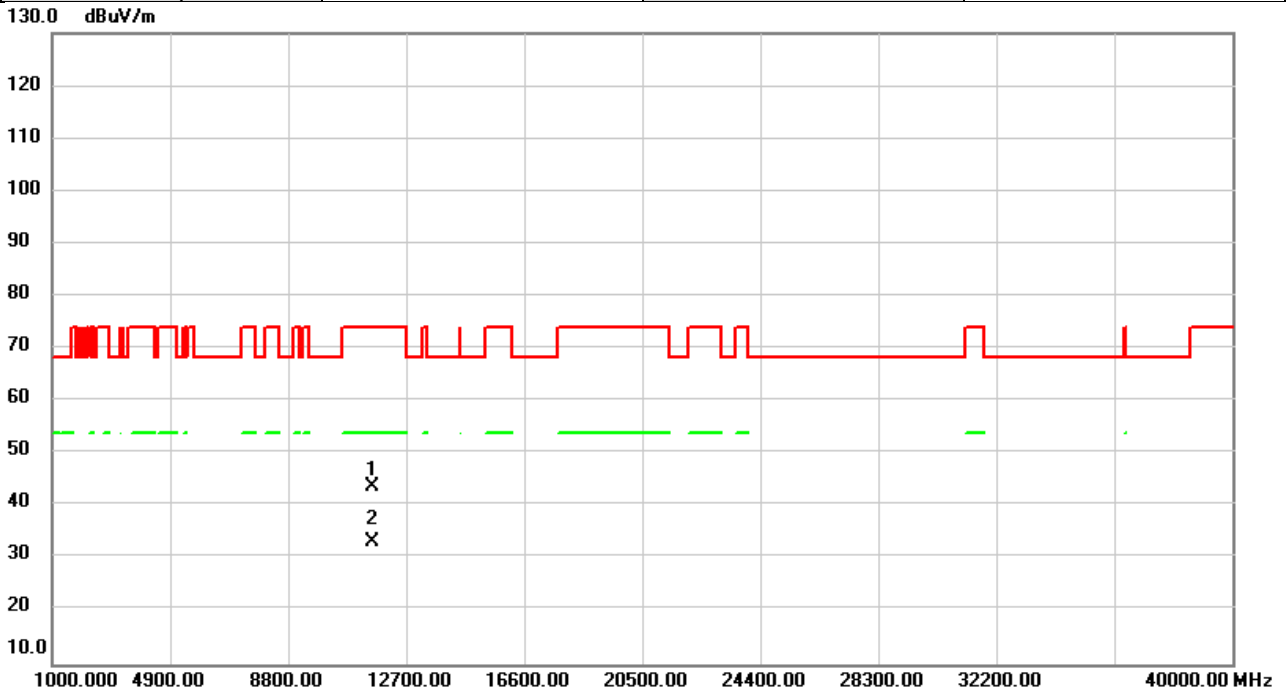


No.	Mk.	Freq. MHz	Reading Level dBuV	Correct Factor dB	Measure- ment dBuV/m	Limit dBuV/m	Over dB	Detector	Comment
1		11490.00	43.45	1.01	44.46	74.00	-29.54	peak	
2	*	11490.00	32.08	1.01	33.09	54.00	-20.91	AVG	

REMARKS:

- (1) Measurement Value = Reading Level + Correct Factor.
- (2) Margin Level = Measurement Value - Limit Value.

Test Mode	IEEE 802.11ax (HE20)	Test Date	2023/2/17
Test Frequency	5785MHz	Polarization	Vertical
Temp	23°C	Hum.	59%

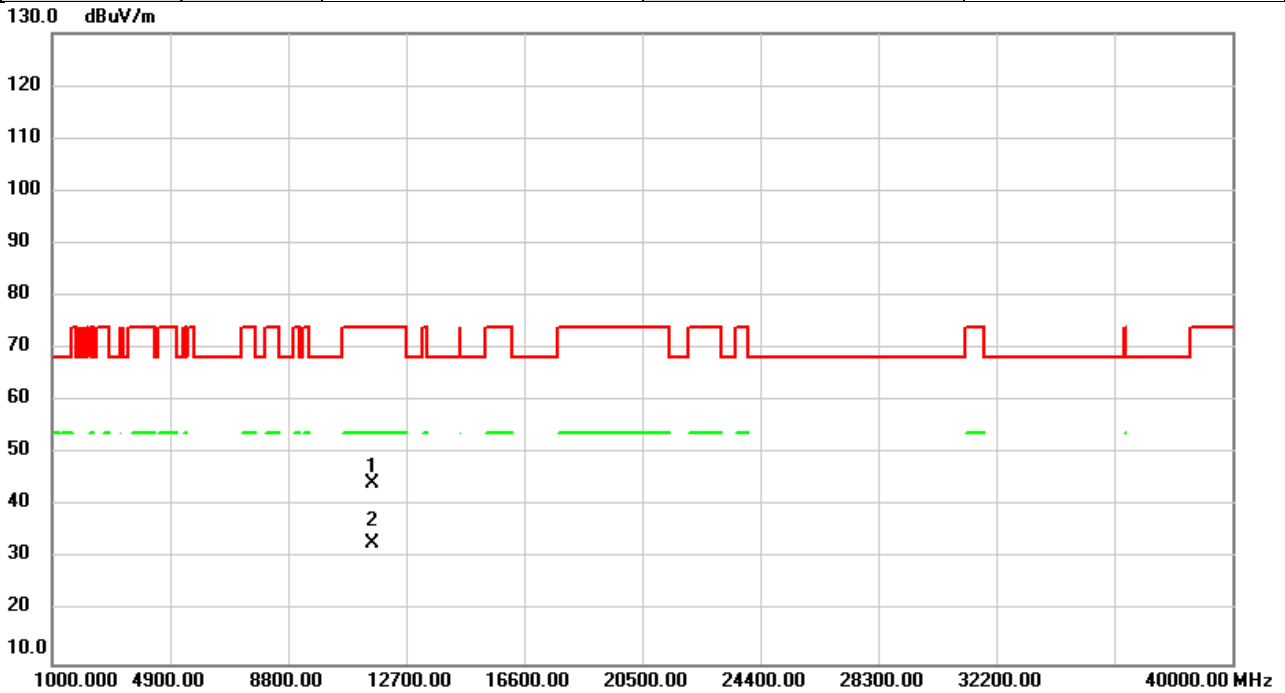


No.	Mk.	Freq.	Reading Level	Correct Factor	Measurement	Limit	Over	Detector	Comment
		MHz	dBuV	dB	dBuV/m	dBuV/m	dB		
1		11570.00	42.65	1.05	43.70	74.00	-30.30	peak	
2	*	11570.00	32.08	1.05	33.13	54.00	-20.87	AVG	

REMARKS:

- (1) Measurement Value = Reading Level + Correct Factor.
- (2) Margin Level = Measurement Value - Limit Value.

Test Mode	IEEE 802.11ax (HE20)	Test Date	2023/2/17
Test Frequency	5785MHz	Polarization	Horizontal
Temp	23°C	Hum.	59%

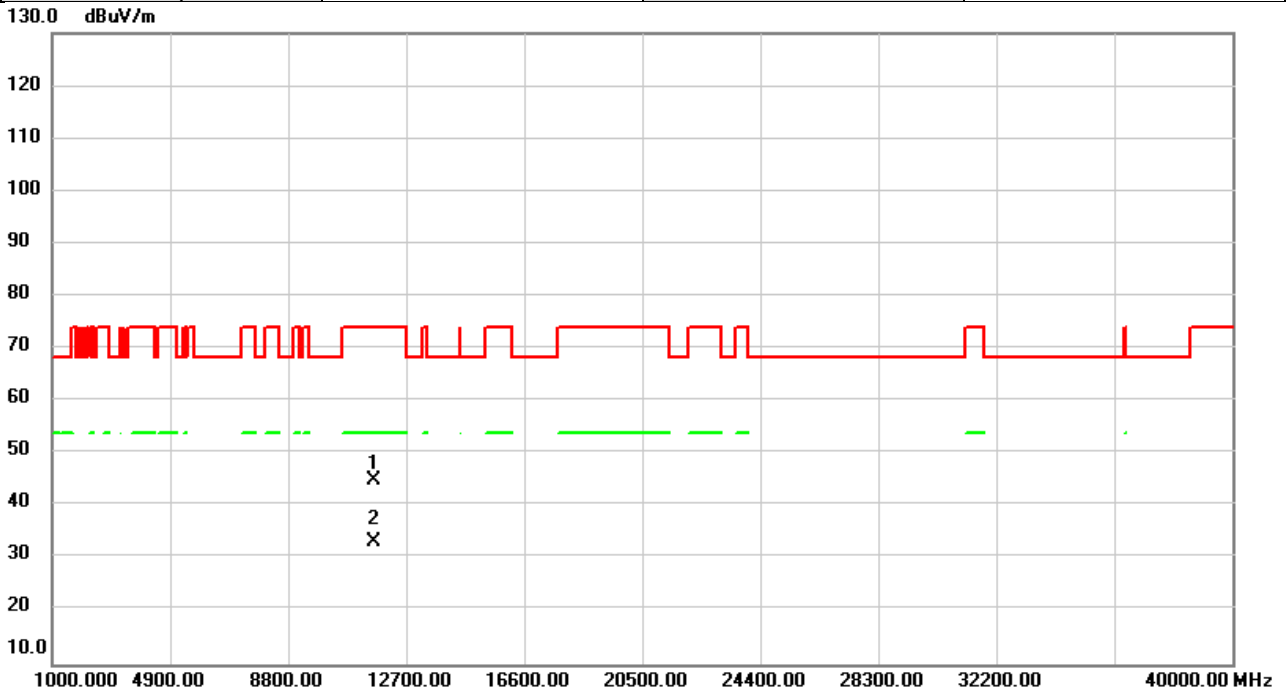


No.	Mk.	Freq. MHz	Reading Level dBuV	Correct Factor dB	Measure- ment dBuV/m	Limit dBuV/m	Over dB	Detector	Comment
1		11570.00	43.42	1.05	44.47	74.00	-29.53	peak	
2	*	11570.00	31.96	1.05	33.01	54.00	-20.99	AVG	

REMARKS:

- (1) Measurement Value = Reading Level + Correct Factor.
- (2) Margin Level = Measurement Value - Limit Value.

Test Mode	IEEE 802.11ax (HE20)	Test Date	2023/2/17
Test Frequency	5825MHz	Polarization	Vertical
Temp	23°C	Hum.	59%

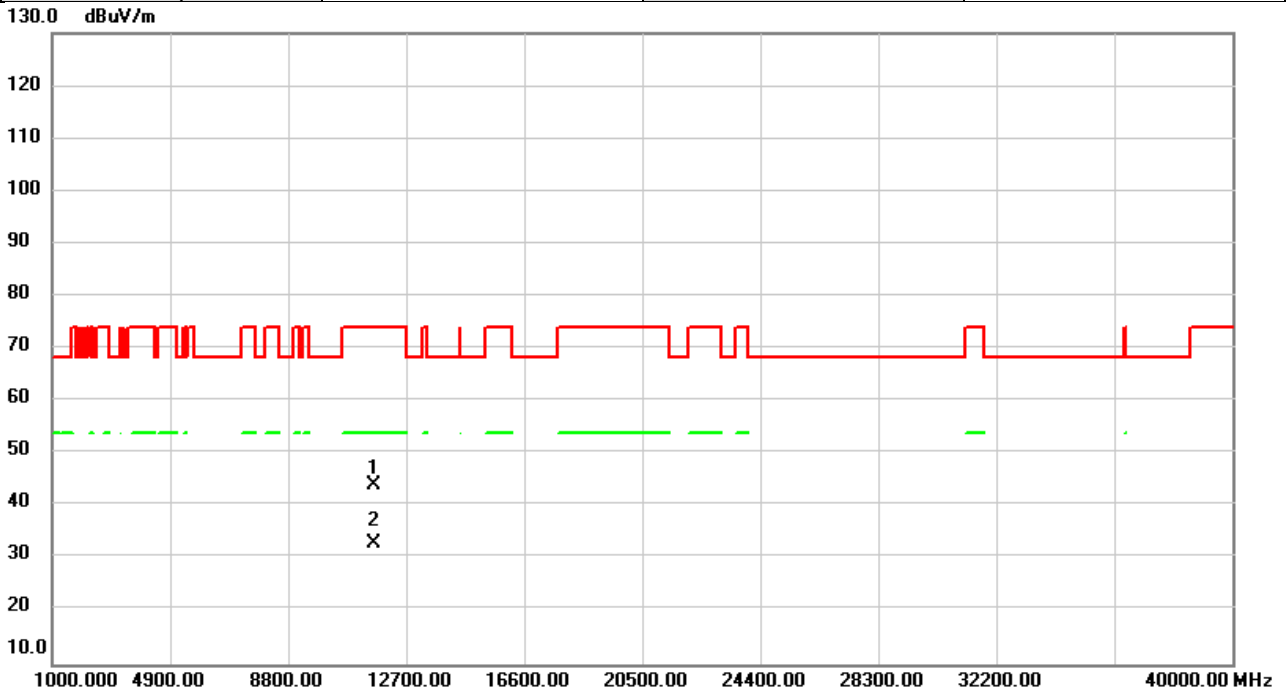


No.	Mk.	Freq. MHz	Reading Level dBuV	Correct Factor dB	Measure- ment dBuV/m	Limit dBuV/m	Over dB	Detector	Comment
1		11650.00	43.82	1.09	44.91	74.00	-29.09	peak	
2	*	11650.00	32.01	1.09	33.10	54.00	-20.90	AVG	

REMARKS:

- (1) Measurement Value = Reading Level + Correct Factor.
- (2) Margin Level = Measurement Value - Limit Value.

Test Mode	IEEE 802.11ax (HE20)	Test Date	2023/2/17
Test Frequency	5825MHz	Polarization	Horizontal
Temp	23°C	Hum.	59%

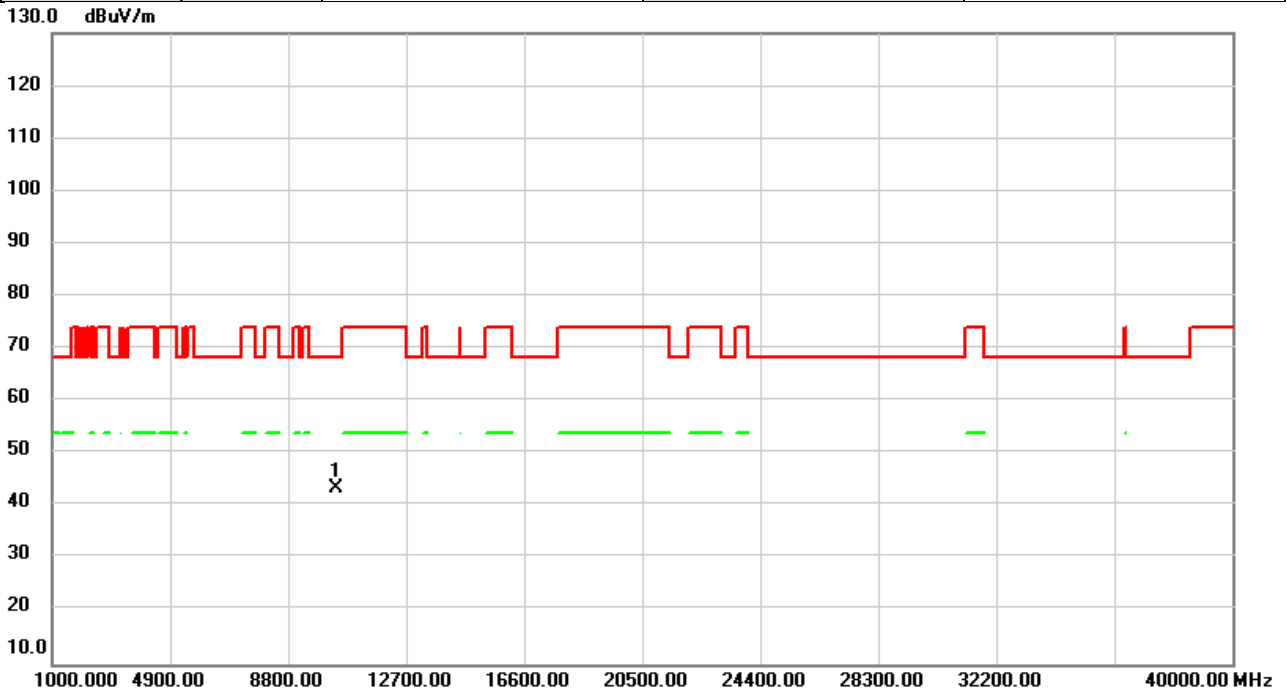


No.	Mk.	Freq.	Reading Level	Correct Factor	Measurement	Limit	Over	Detector	Comment
		MHz	dBuV	dB	dBuV/m	dBuV/m	dB		
1		11650.00	43.02	1.09	44.11	74.00	-29.89	peak	
2	*	11650.00	31.91	1.09	33.00	54.00	-21.00	AVG	

REMARKS:

- (1) Measurement Value = Reading Level + Correct Factor.
- (2) Margin Level = Measurement Value - Limit Value.

Test Mode	IEEE 802.11ax (HE40)	Test Date	2023/2/17
Test Frequency	5190MHz	Polarization	Vertical
Temp	23°C	Hum.	59%

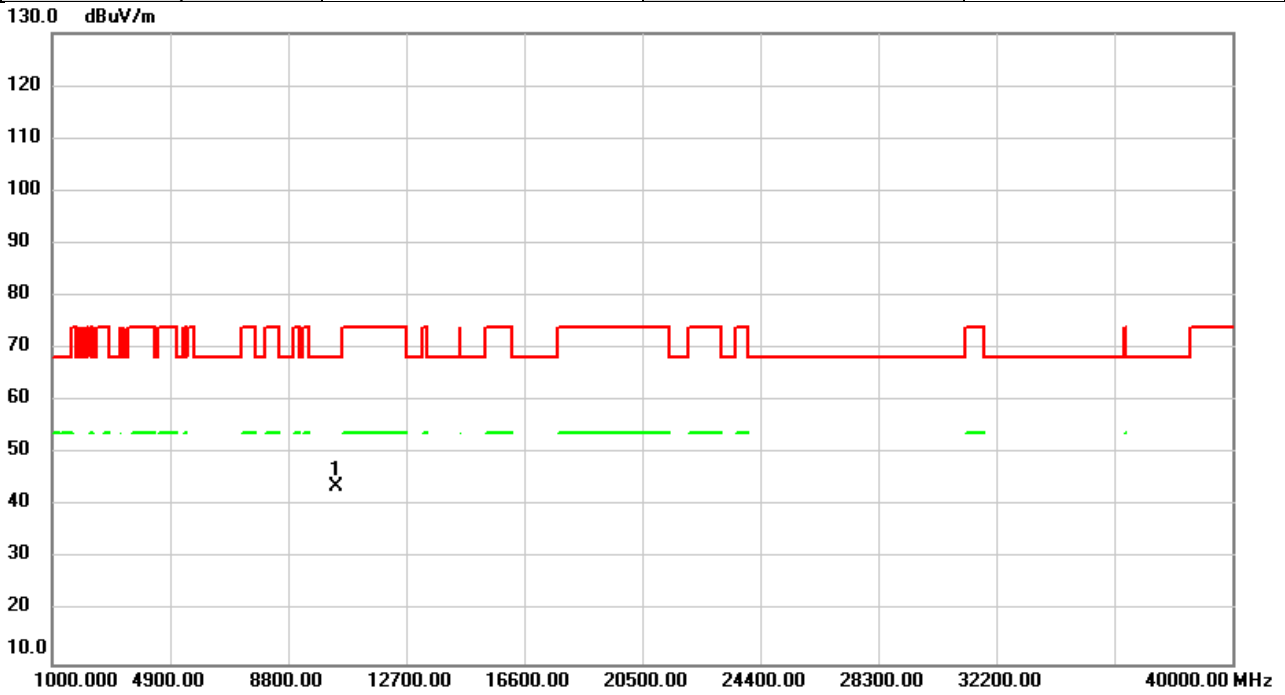


No.	Mk.	Freq. MHz	Reading Level dBuV	Correct Factor dB	Measure- ment dBuV/m	Limit dBuV/m	Over dB	Detector	Comment
1	*	10380.00	43.31	0.13	43.44	68.20	-24.76	peak	

REMARKS:

- (1) Measurement Value = Reading Level + Correct Factor.
- (2) Margin Level = Measurement Value - Limit Value.

Test Mode	IEEE 802.11ax (HE40)	Test Date	2023/2/17
Test Frequency	5190MHz	Polarization	Horizontal
Temp	23°C	Hum.	59%

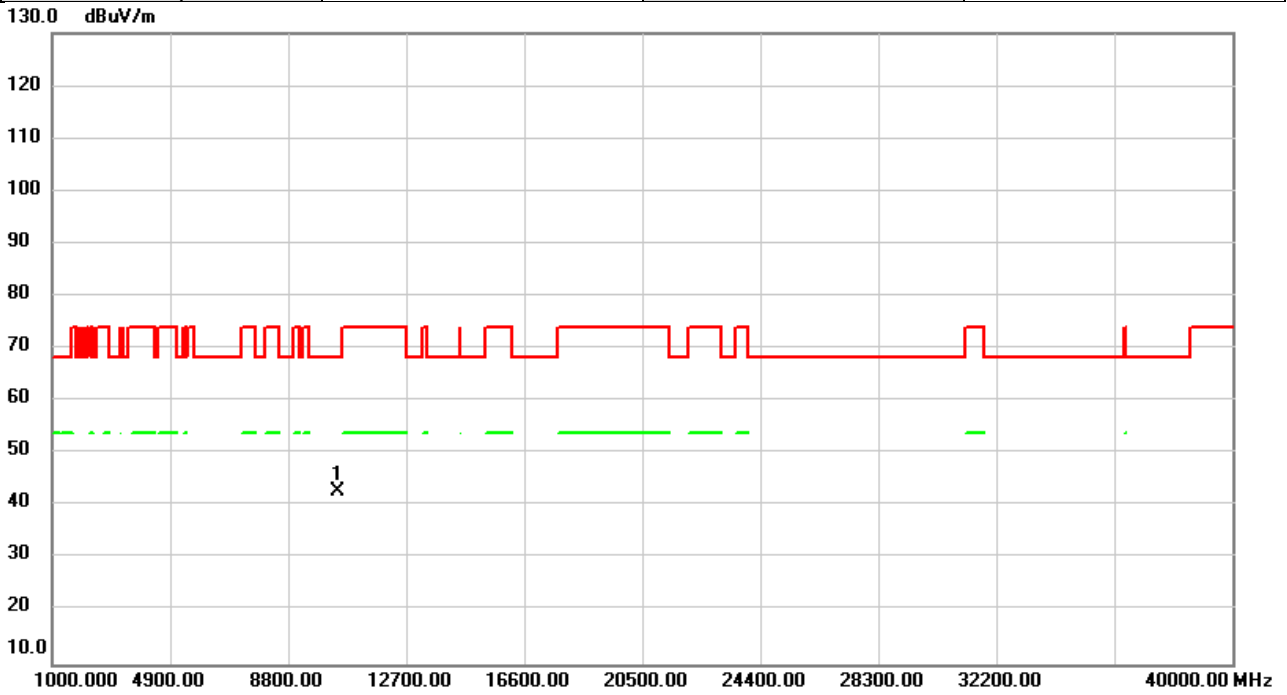


No.	Mk.	Freq. MHz	Reading Level dBuV	Correct Factor dB	Measure- ment dBuV/m	Limit dBuV/m	Over dB	Detector	Comment
1	*	10380.00	43.50	0.13	43.63	68.20	-24.57	peak	

REMARKS:

- (1) Measurement Value = Reading Level + Correct Factor.
- (2) Margin Level = Measurement Value - Limit Value.

Test Mode	IEEE 802.11ax (HE40)	Test Date	2023/2/17
Test Frequency	5230MHz	Polarization	Vertical
Temp	23°C	Hum.	59%

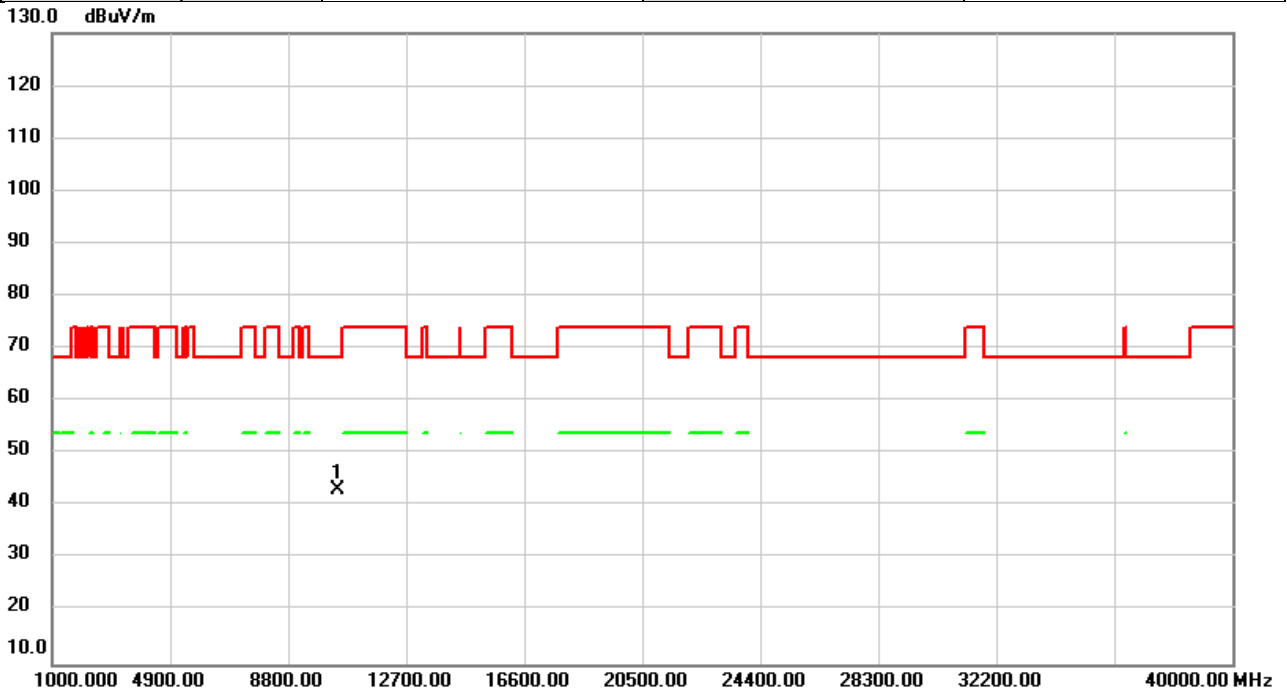


No.	Mk.	Freq.	Reading Level	Correct Factor	Measurement	Limit	Over	Detector	Comment
		MHz	dBuV	dB	dBuV/m	dBuV/m	dB		
1	*	10460.00	42.60	0.16	42.76	68.20	-25.44	peak	

REMARKS:

- (1) Measurement Value = Reading Level + Correct Factor.
- (2) Margin Level = Measurement Value - Limit Value.

Test Mode	IEEE 802.11ax (HE40)	Test Date	2023/2/17
Test Frequency	5230MHz	Polarization	Horizontal
Temp	23°C	Hum.	59%

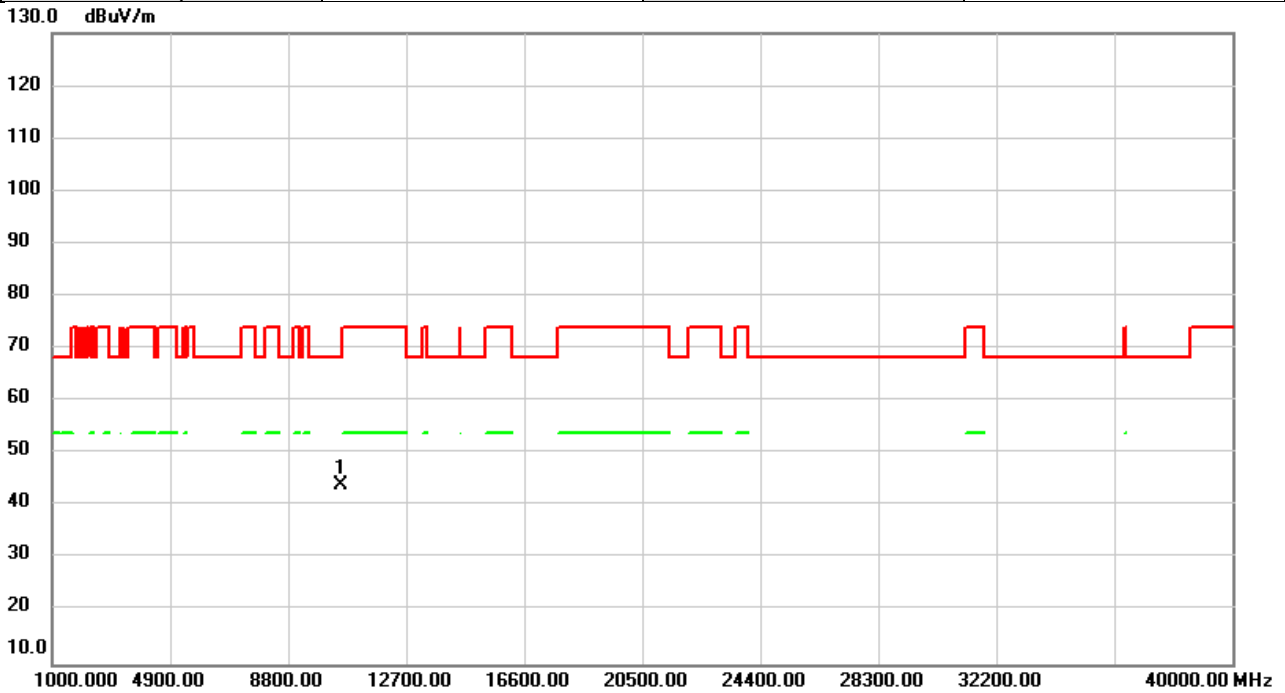


No.	Mk.	Freq. MHz	Reading Level dBuV	Correct Factor dB	Measure- ment dBuV/m	Limit dBuV/m	Over dB	Detector	Comment
1	*	10460.00	42.89	0.16	43.05	68.20	-25.15	peak	

REMARKS:

- (1) Measurement Value = Reading Level + Correct Factor.
- (2) Margin Level = Measurement Value - Limit Value.

Test Mode	IEEE 802.11ax (HE40)	Test Date	2023/2/17
Test Frequency	5270MHz	Polarization	Vertical
Temp	23°C	Hum.	59%

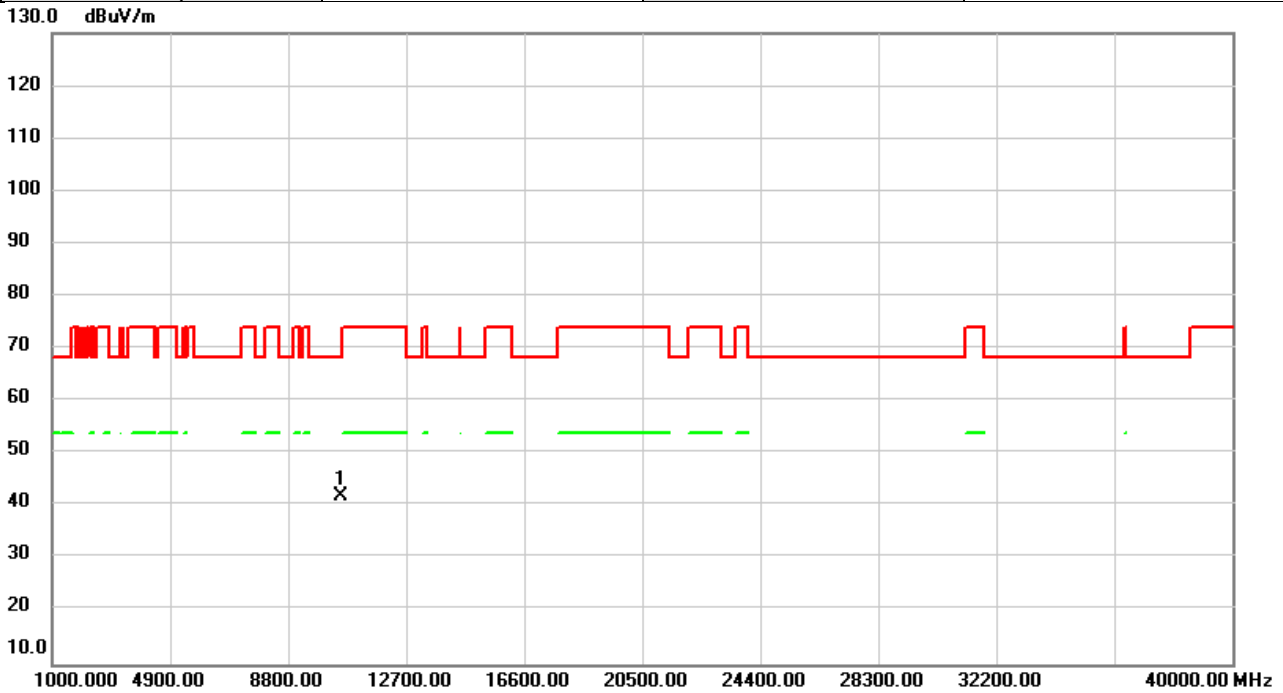


No.	Mk.	Freq.	Reading Level	Correct Factor	Measurement	Limit	Over	Detector	Comment
		MHz	dBuV	dB	dBuV/m	dBuV/m	dB		
1	*	10540.00	43.78	0.18	43.96	68.20	-24.24	peak	

REMARKS:

- (1) Measurement Value = Reading Level + Correct Factor.
- (2) Margin Level = Measurement Value - Limit Value.

Test Mode	IEEE 802.11ax (HE40)	Test Date	2023/2/17
Test Frequency	5270MHz	Polarization	Horizontal
Temp	23°C	Hum.	59%

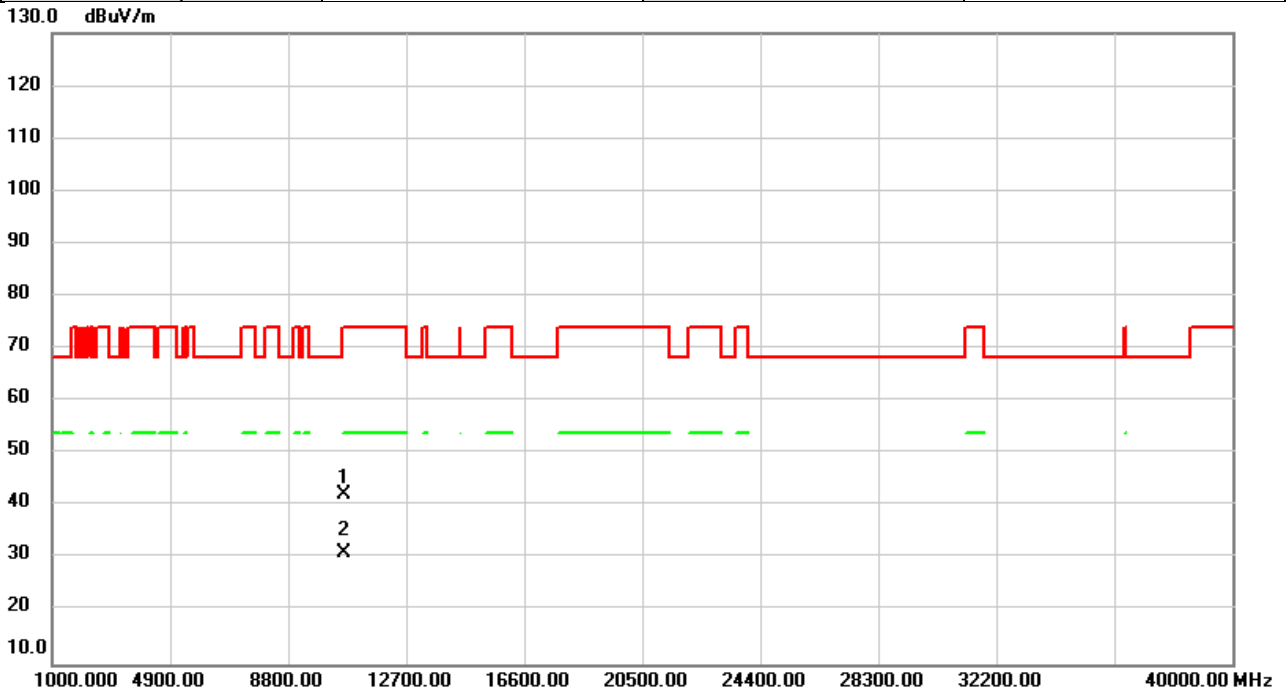


No.	Mk.	Freq.	Reading Level	Correct Factor	Measurement	Limit	Over	Detector	Comment
		MHz	dBuV	dB	dBuV/m	dBuV/m	dB		
1	*	10540.00	41.80	0.18	41.98	68.20	-26.22	peak	

REMARKS:

- (1) Measurement Value = Reading Level + Correct Factor.
- (2) Margin Level = Measurement Value - Limit Value.

Test Mode	IEEE 802.11ax (HE40)	Test Date	2023/2/17
Test Frequency	5310MHz	Polarization	Vertical
Temp	23°C	Hum.	59%

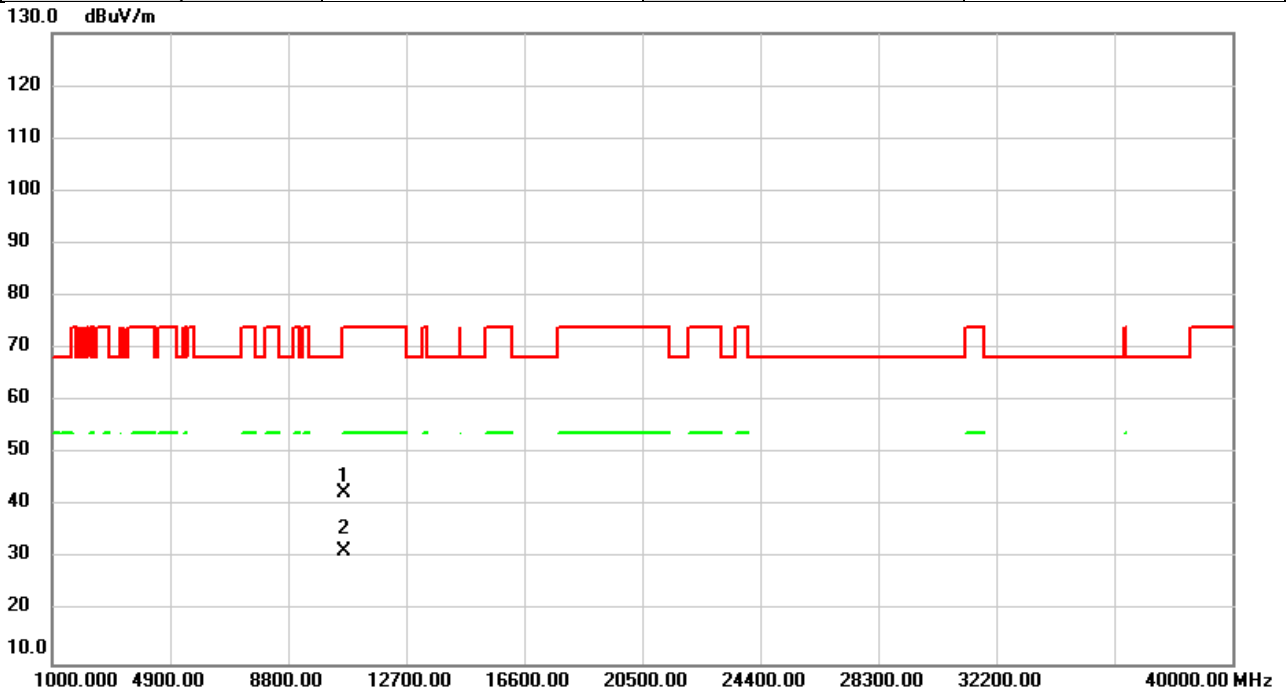


No.	Mk.	Freq. MHz	Reading Level dBuV	Correct Factor dB	Measure- ment dBuV/m	Limit dBuV/m	Over dB	Detector	Comment
1		10620.00	42.14	0.15	42.29	74.00	-31.71	peak	
2	*	10620.00	31.11	0.15	31.26	54.00	-22.74	AVG	

REMARKS:

- (1) Measurement Value = Reading Level + Correct Factor.
- (2) Margin Level = Measurement Value - Limit Value.

Test Mode	IEEE 802.11ax (HE40)	Test Date	2023/2/17
Test Frequency	5310MHz	Polarization	Horizontal
Temp	23°C	Hum.	59%

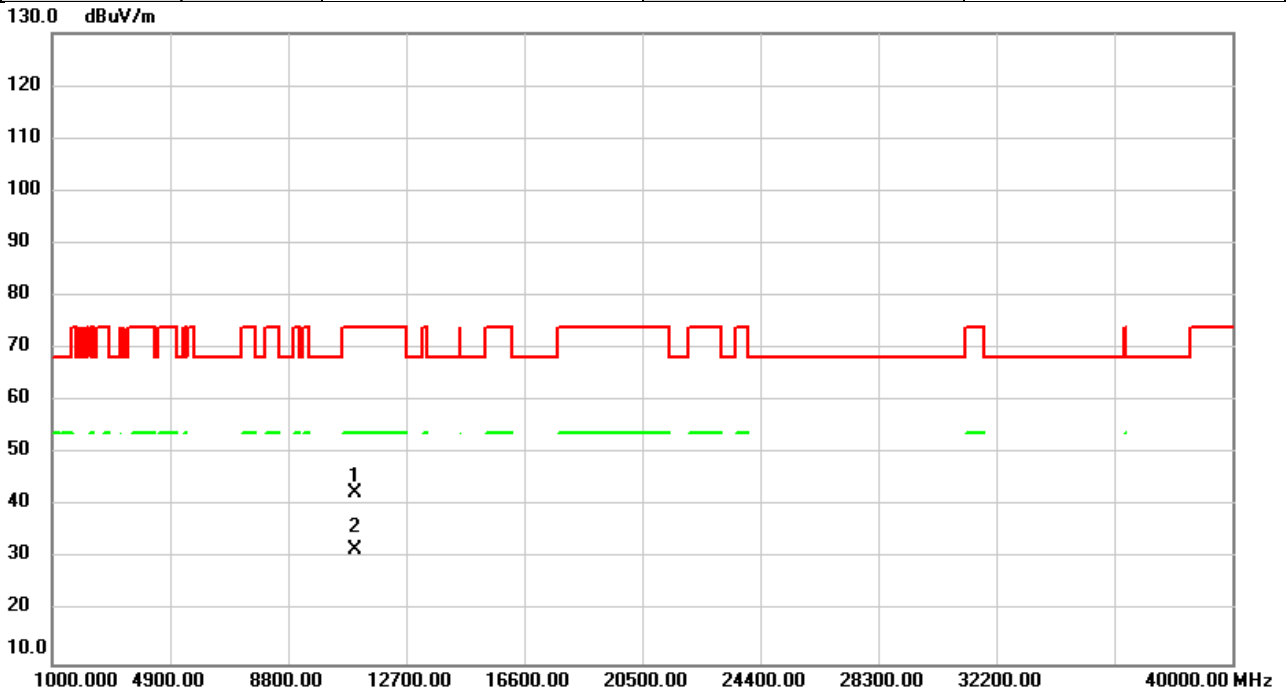


No.	Mk.	Freq. MHz	Reading Level dBuV	Correct Factor dB	Measure- ment dBuV/m	Limit dBuV/m	Over dB	Detector	Comment
1		10620.00	42.49	0.15	42.64	74.00	-31.36	peak	
2	*	10620.00	31.21	0.15	31.36	54.00	-22.64	AVG	

REMARKS:

- (1) Measurement Value = Reading Level + Correct Factor.
- (2) Margin Level = Measurement Value - Limit Value.

Test Mode	IEEE 802.11ax (HE40)	Test Date	2023/2/17
Test Frequency	5510MHz	Polarization	Vertical
Temp	23°C	Hum.	59%

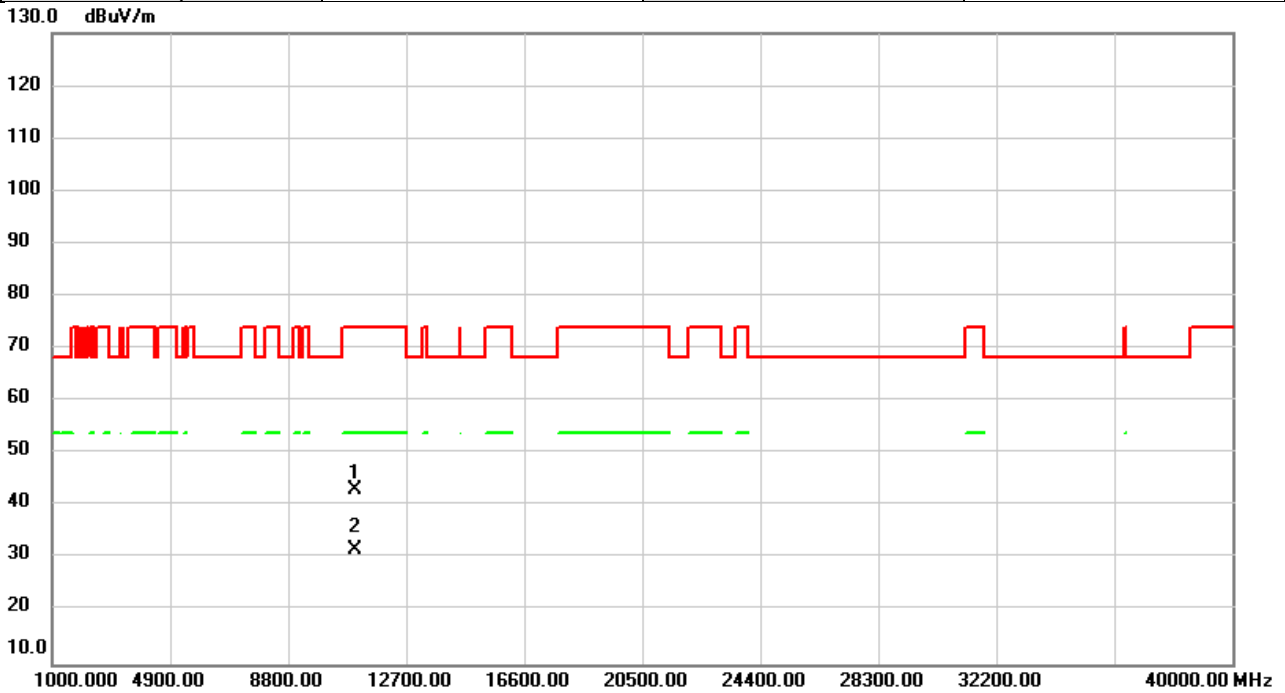


No.	Mk.	Freq. MHz	Reading Level dBuV	Correct Factor dB	Measure- ment dBuV/m	Limit dBuV/m	Over dB	Detector	Comment
1		11020.00	42.64	0.05	42.69	74.00	-31.31	peak	
2	*	11020.00	31.76	0.05	31.81	54.00	-22.19	AVG	

REMARKS:

- (1) Measurement Value = Reading Level + Correct Factor.
- (2) Margin Level = Measurement Value - Limit Value.

Test Mode	IEEE 802.11ax (HE40)	Test Date	2023/2/17
Test Frequency	5510MHz	Polarization	Horizontal
Temp	23°C	Hum.	59%

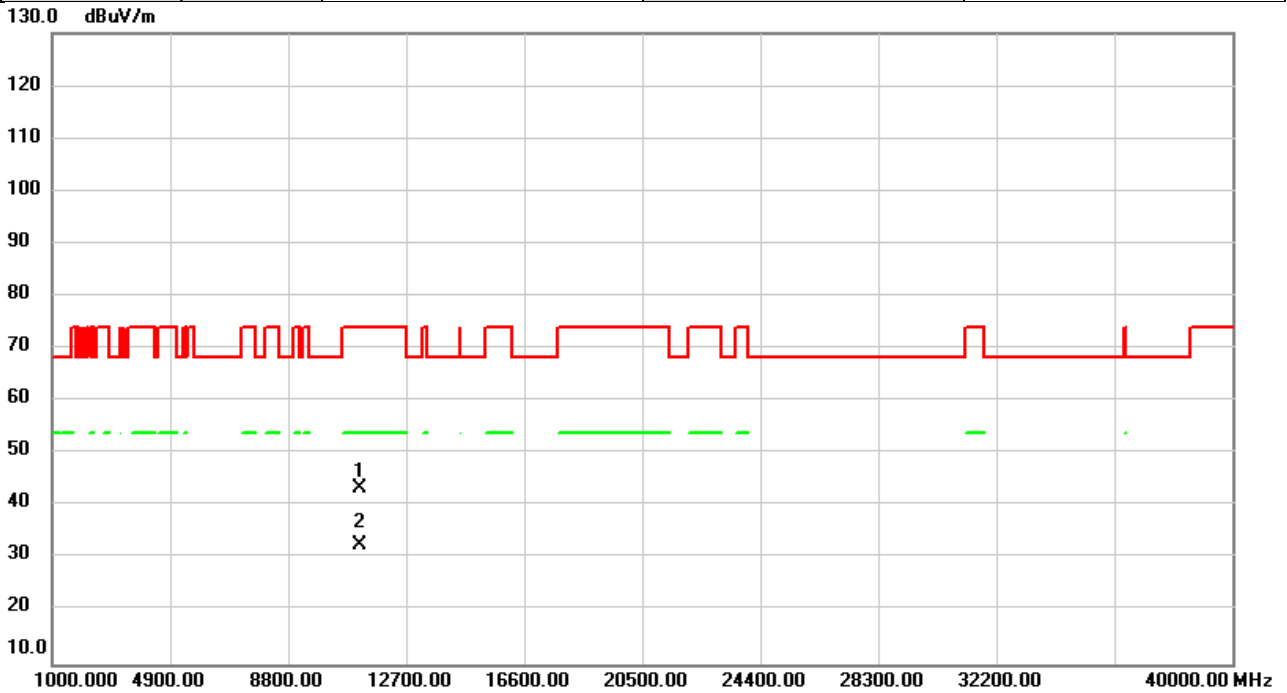


No.	Mk.	Freq. MHz	Reading Level dBuV	Correct Factor dB	Measure- ment dBuV/m	Limit dBuV/m	Over dB	Detector	Comment
1		11020.00	43.01	0.05	43.06	74.00	-30.94	peak	
2	*	11020.00	31.60	0.05	31.65	54.00	-22.35	AVG	

REMARKS:

- (1) Measurement Value = Reading Level + Correct Factor.
- (2) Margin Level = Measurement Value - Limit Value.

Test Mode	IEEE 802.11ax (HE40)	Test Date	2023/2/17
Test Frequency	5590MHz	Polarization	Vertical
Temp	23°C	Hum.	59%

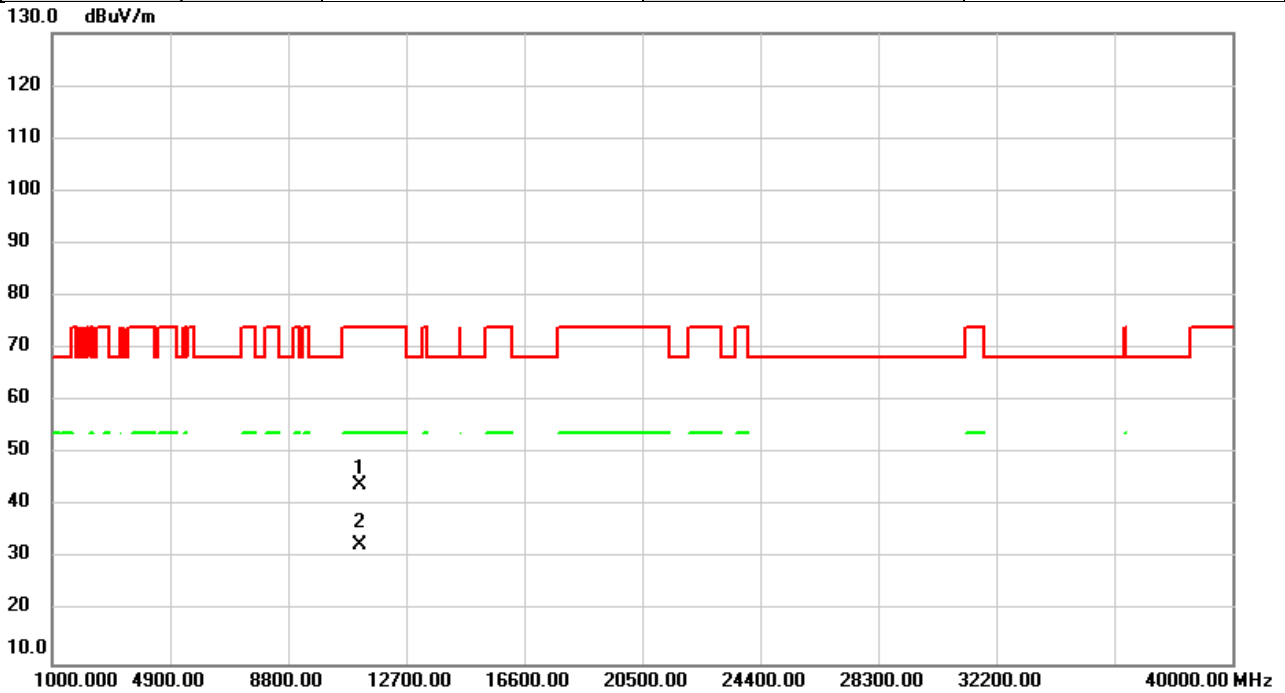


No.	Mk.	Freq. MHz	Reading Level dBuV	Correct Factor dB	Measure- ment dBuV/m	Limit dBuV/m	Over dB	Detector	Comment
1		11180.00	43.08	0.38	43.46	74.00	-30.54	peak	
2	*	11180.00	32.19	0.38	32.57	54.00	-21.43	AVG	

REMARKS:

- (1) Measurement Value = Reading Level + Correct Factor.
- (2) Margin Level = Measurement Value - Limit Value.

Test Mode	IEEE 802.11ax (HE40)	Test Date	2023/2/17
Test Frequency	5590MHz	Polarization	Horizontal
Temp	23°C	Hum.	59%

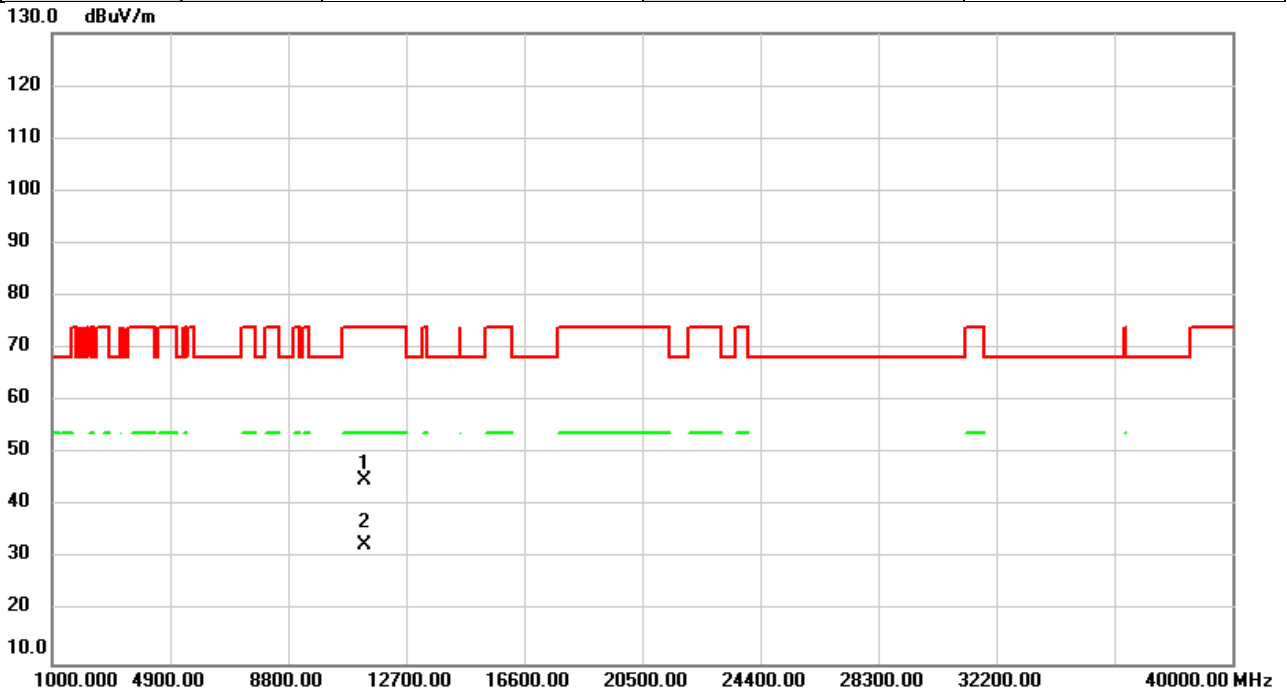


No.	Mk.	Freq. MHz	Reading Level dBuV	Correct Factor dB	Measure- ment dBuV/m	Limit dBuV/m	Over dB	Detector	Comment
1		11180.00	43.57	0.38	43.95	74.00	-30.05	peak	
2	*	11180.00	32.26	0.38	32.64	54.00	-21.36	AVG	

REMARKS:

- (1) Measurement Value = Reading Level + Correct Factor.
- (2) Margin Level = Measurement Value - Limit Value.

Test Mode	IEEE 802.11ax (HE40)	Test Date	2023/2/17
Test Frequency	5670MHz	Polarization	Vertical
Temp	23°C	Hum.	59%

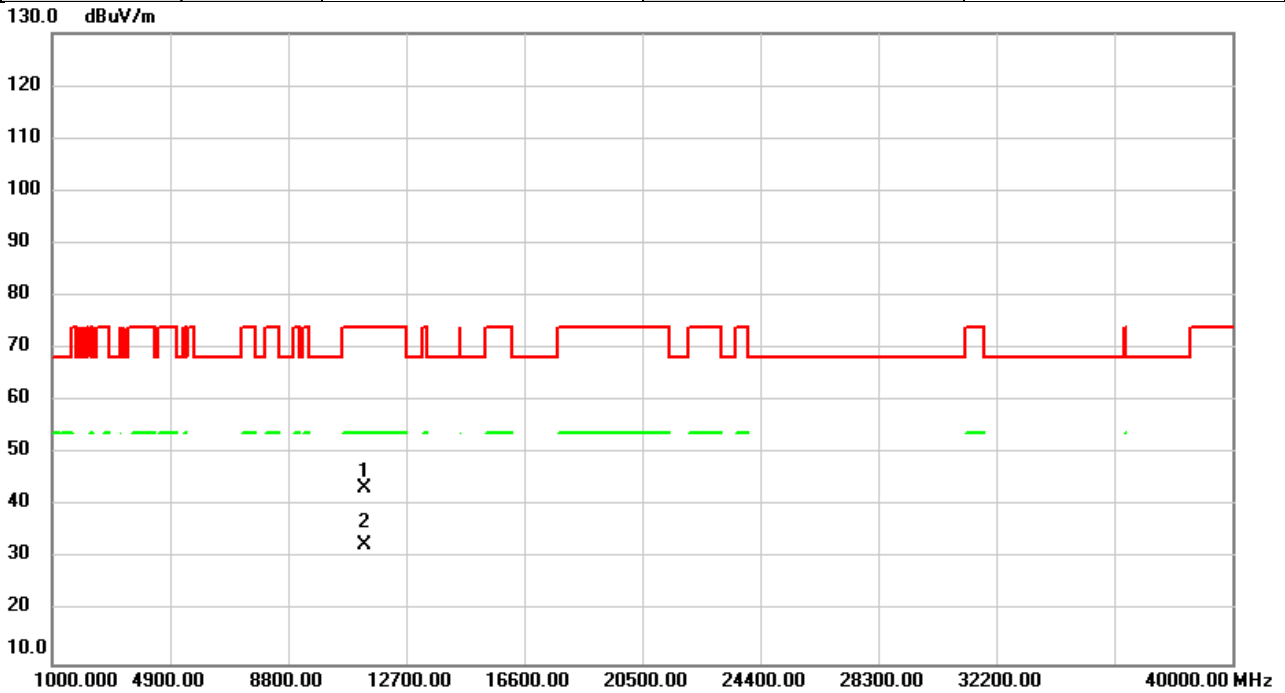


No.	Mk.	Freq.	Reading Level	Correct Factor	Measurement	Limit	Over	Detector	Comment
		MHz	dBuV	dB	dBuV/m	dBuV/m	dB		
1		11340.00	44.36	0.70	45.06	74.00	-28.94	peak	
2	*	11340.00	31.86	0.70	32.56	54.00	-21.44	AVG	

REMARKS:

- (1) Measurement Value = Reading Level + Correct Factor.
- (2) Margin Level = Measurement Value - Limit Value.

Test Mode	IEEE 802.11ax (HE40)	Test Date	2023/2/17
Test Frequency	5670MHz	Polarization	Horizontal
Temp	23°C	Hum.	59%

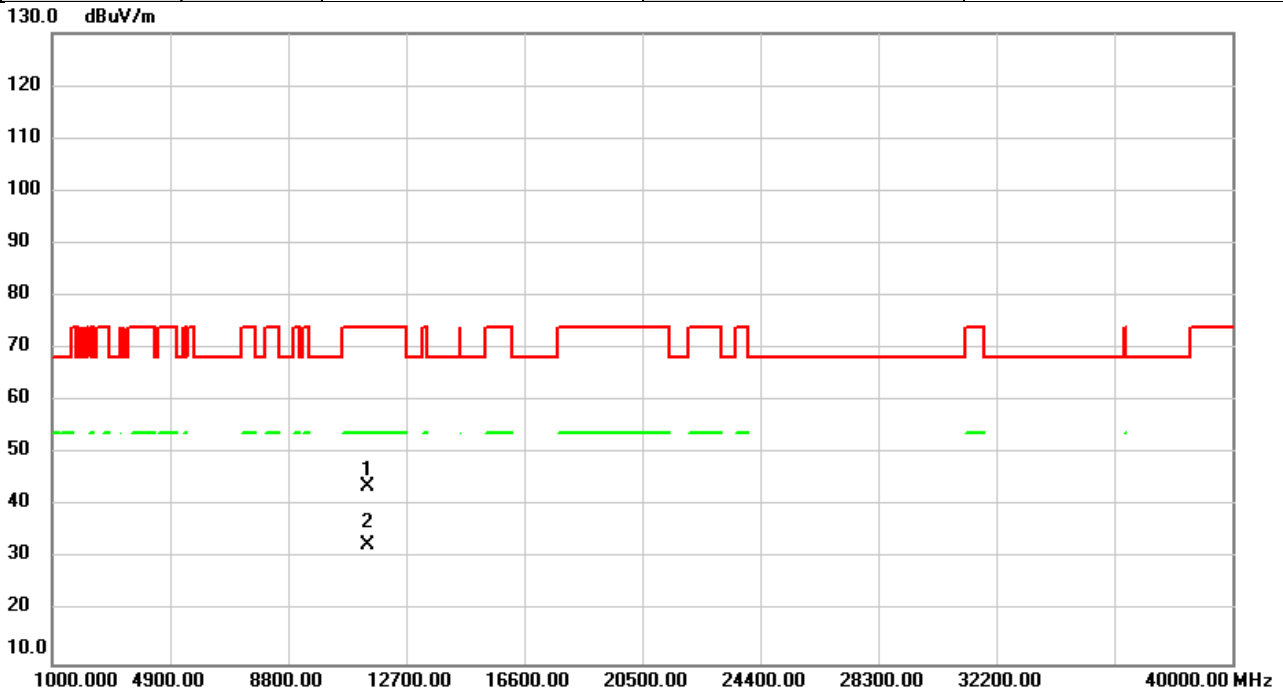


No.	Mk.	Freq. MHz	Reading Level dBuV	Correct Factor dB	Measure- ment dBuV/m	Limit dBuV/m	Over dB	Detector	Comment
1		11340.00	42.86	0.70	43.56	74.00	-30.44	peak	
2	*	11340.00	31.86	0.70	32.56	54.00	-21.44	AVG	

REMARKS:

- (1) Measurement Value = Reading Level + Correct Factor.
- (2) Margin Level = Measurement Value - Limit Value.

Test Mode	IEEE 802.11ax (HE40)	Test Date	2023/2/17
Test Frequency	5710MHz	Polarization	Vertical
Temp	23°C	Hum.	59%

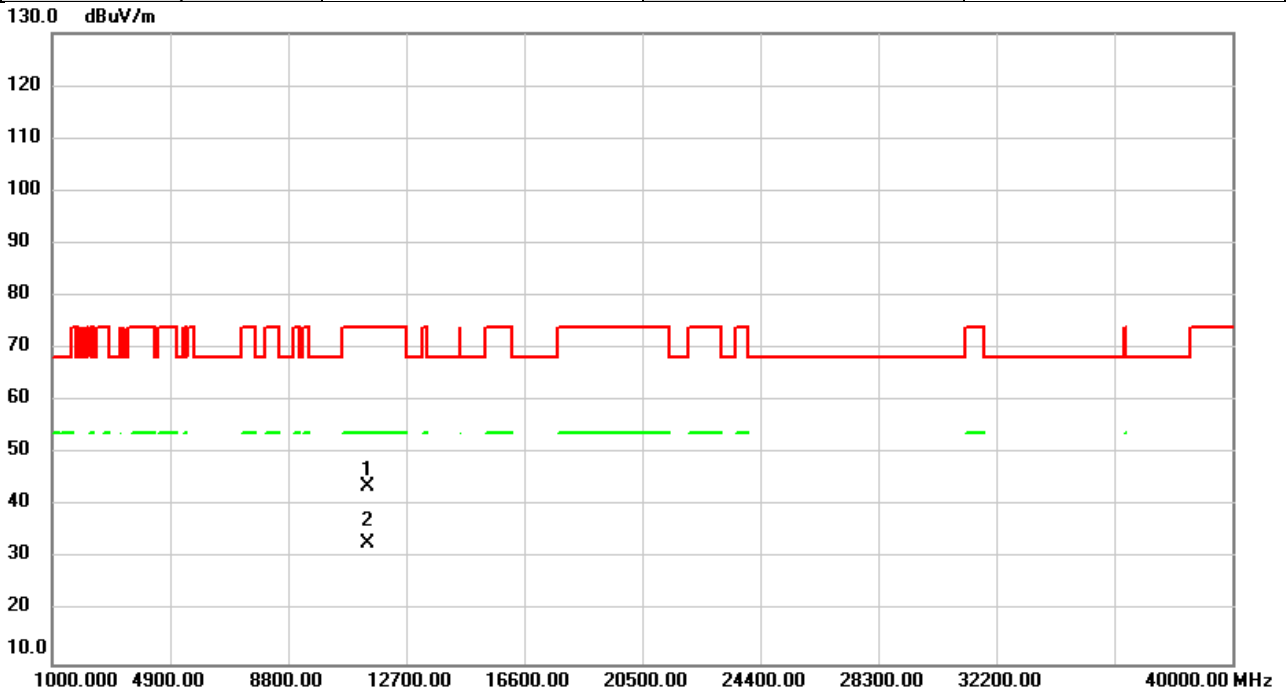


No.	Mk.	Freq.	Reading Level	Correct Factor	Measurement	Limit	Over	Detector	Comment
		MHz	dBuV	dB	dBuV/m	dBuV/m	dB		
1		11420.00	42.97	0.87	43.84	74.00	-30.16	peak	
2	*	11420.00	31.74	0.87	32.61	54.00	-21.39	AVG	

REMARKS:

- (1) Measurement Value = Reading Level + Correct Factor.
- (2) Margin Level = Measurement Value - Limit Value.

Test Mode	IEEE 802.11ax (HE40)	Test Date	2023/2/17
Test Frequency	5710MHz	Polarization	Horizontal
Temp	23°C	Hum.	59%

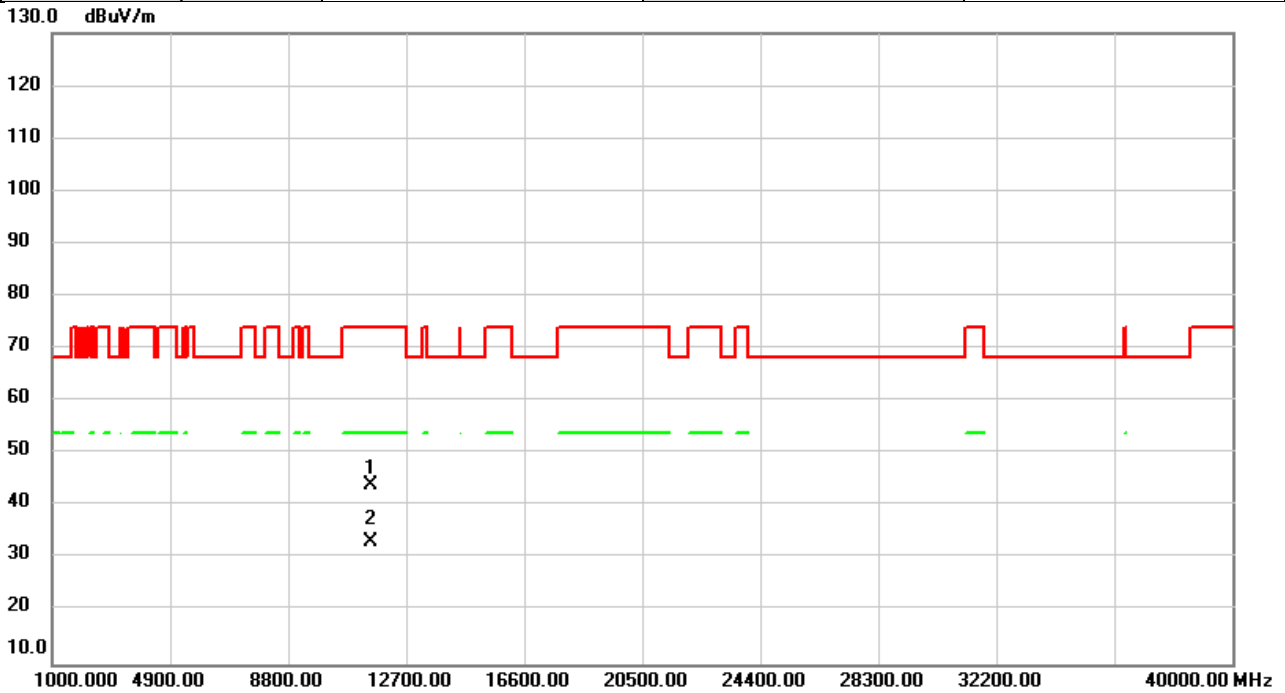


No.	Mk.	Freq. MHz	Reading Level dBuV	Correct Factor dB	Measure- ment dBuV/m	Limit dBuV/m	Over dB	Detector	Comment
1		11420.00	42.76	0.87	43.63	74.00	-30.37	peak	
2	*	11420.00	31.96	0.87	32.83	54.00	-21.17	AVG	

REMARKS:

- (1) Measurement Value = Reading Level + Correct Factor.
- (2) Margin Level = Measurement Value - Limit Value.

Test Mode	IEEE 802.11ax (HE40)	Test Date	2023/2/17
Test Frequency	5755MHz	Polarization	Vertical
Temp	23°C	Hum.	59%

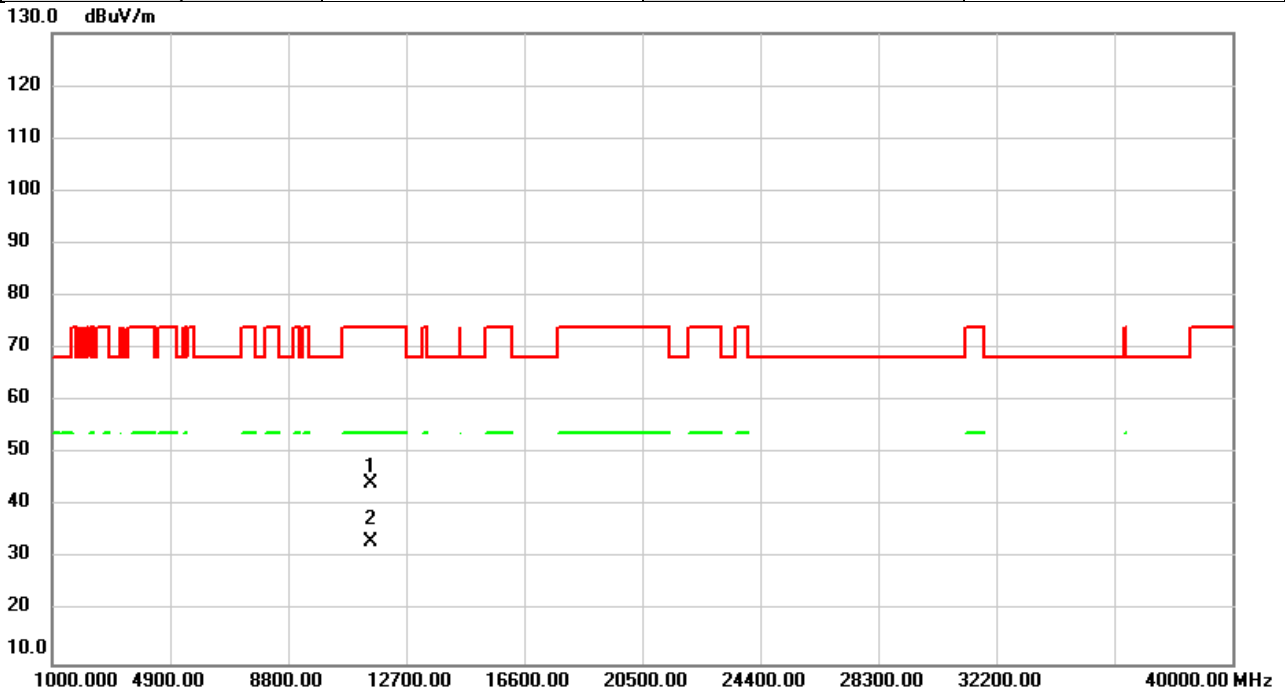


No.	Mk.	Freq. MHz	Reading Level dBuV	Correct Factor dB	Measure- ment dBuV/m	Limit dBuV/m	Over dB	Detector	Comment
1		11510.00	42.94	1.03	43.97	74.00	-30.03	peak	
2	*	11510.00	32.08	1.03	33.11	54.00	-20.89	AVG	

REMARKS:

- (1) Measurement Value = Reading Level + Correct Factor.
- (2) Margin Level = Measurement Value - Limit Value.

Test Mode	IEEE 802.11ax (HE40)	Test Date	2023/2/17
Test Frequency	5755MHz	Polarization	Horizontal
Temp	23°C	Hum.	59%

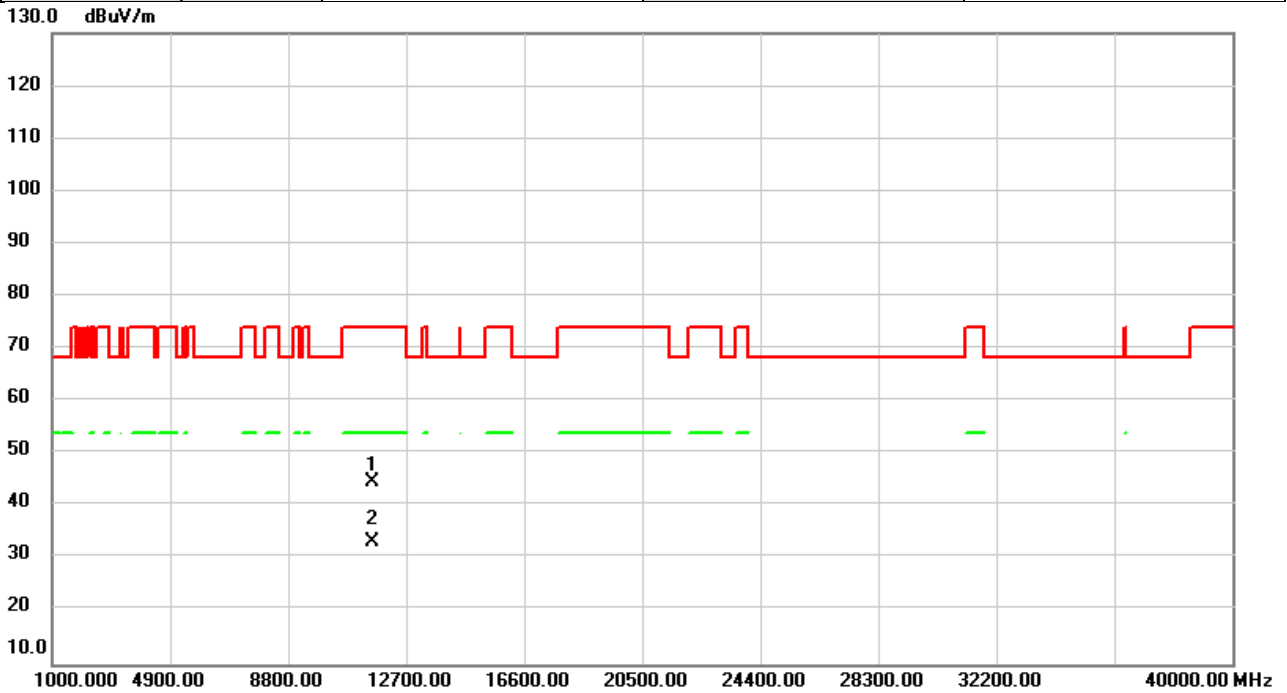


No.	Mk.	Freq. MHz	Reading Level dBuV	Correct Factor dB	Measure- ment dBuV/m	Limit dBuV/m	Over dB	Detector	Comment
1		11510.00	43.42	1.03	44.45	74.00	-29.55	peak	
2	*	11510.00	32.09	1.03	33.12	54.00	-20.88	AVG	

REMARKS:

- (1) Measurement Value = Reading Level + Correct Factor.
- (2) Margin Level = Measurement Value - Limit Value.

Test Mode	IEEE 802.11ax (HE40)	Test Date	2023/2/17
Test Frequency	5795MHz	Polarization	Vertical
Temp	23°C	Hum.	59%

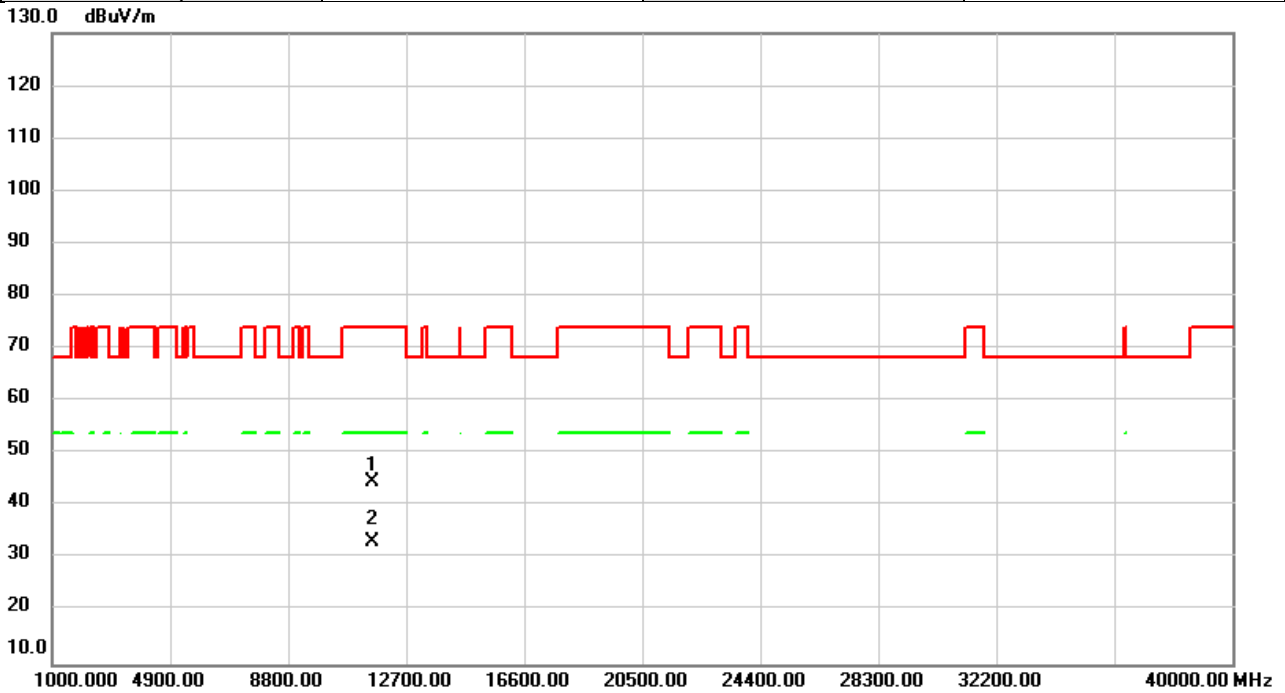


No.	Mk.	Freq. MHz	Reading Level dBuV	Correct Factor dB	Measure- ment dBuV/m	Limit dBuV/m	Over dB	Detector	Comment
1		11590.00	43.66	1.06	44.72	74.00	-29.28	peak	
2	*	11590.00	32.10	1.06	33.16	54.00	-20.84	AVG	

REMARKS:

- (1) Measurement Value = Reading Level + Correct Factor.
- (2) Margin Level = Measurement Value - Limit Value.

Test Mode	IEEE 802.11ax (HE40)	Test Date	2023/2/17
Test Frequency	5795MHz	Polarization	Horizontal
Temp	23°C	Hum.	59%

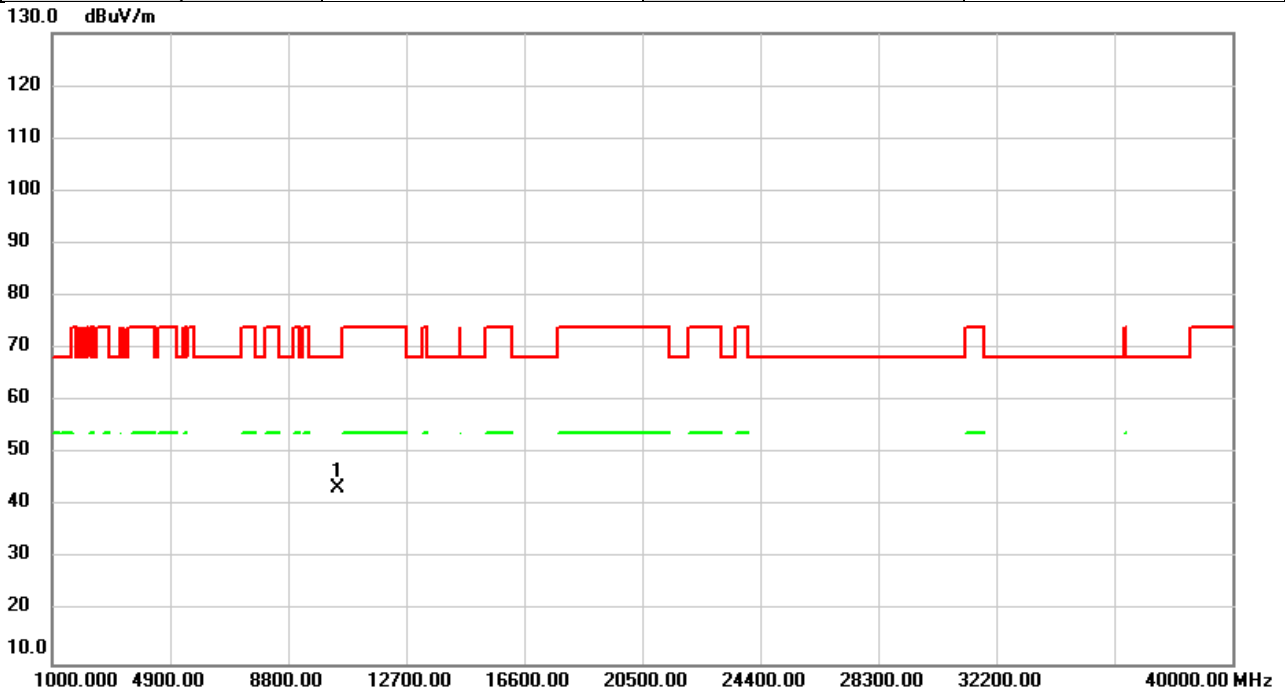


No.	Mk.	Freq. MHz	Reading Level dBuV	Correct Factor dB	Measure- ment dBuV/m	Limit dBuV/m	Over dB	Detector	Comment
1		11590.00	43.57	1.06	44.63	74.00	-29.37	peak	
2	*	11590.00	32.06	1.06	33.12	54.00	-20.88	AVG	

REMARKS:

- (1) Measurement Value = Reading Level + Correct Factor.
- (2) Margin Level = Measurement Value - Limit Value.

Test Mode	IEEE 802.11ax (HE80)	Test Date	2023/2/17
Test Frequency	5210MHz	Polarization	Vertical
Temp	23°C	Hum.	59%

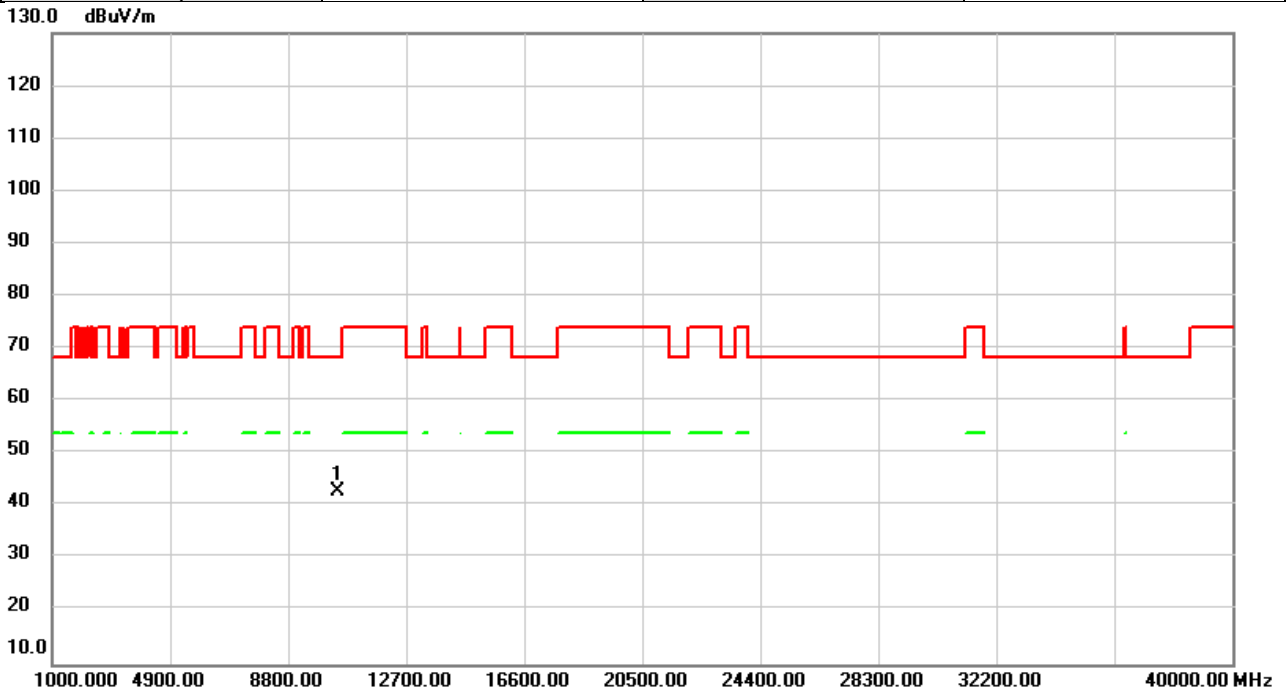


No.	Mk.	Freq. MHz	Reading Level dBuV	Correct Factor dB	Measure- ment dBuV/m	Limit dBuV/m	Over dB	Detector	Comment
1	*	10420.00	43.22	0.14	43.36	68.20	-24.84	peak	

REMARKS:

- (1) Measurement Value = Reading Level + Correct Factor.
- (2) Margin Level = Measurement Value - Limit Value.

Test Mode	IEEE 802.11ax (HE80)	Test Date	2023/2/17
Test Frequency	5210MHz	Polarization	Horizontal
Temp	23°C	Hum.	59%

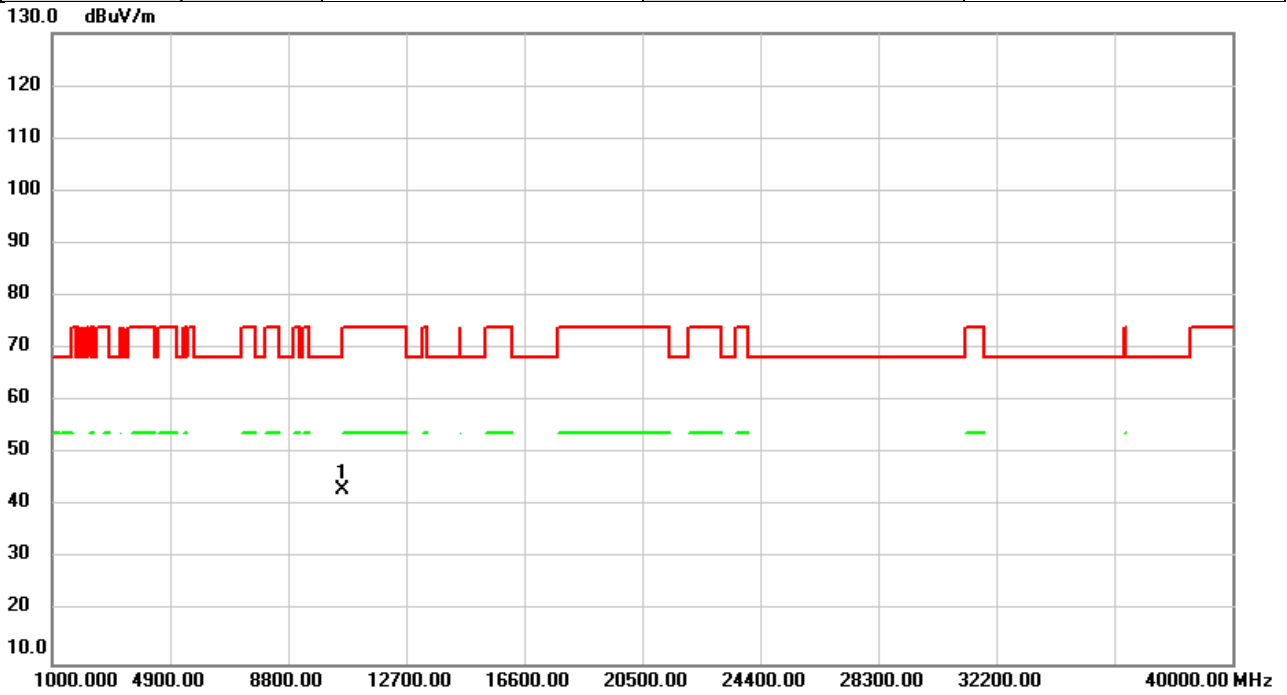


No.	Mk.	Freq.	Reading Level	Correct Factor	Measurement	Limit	Over	Detector	Comment
		MHz	dBuV	dB	dBuV/m	dBuV/m	dB		
1	*	10420.00	42.74	0.14	42.88	68.20	-25.32	peak	

REMARKS:

- (1) Measurement Value = Reading Level + Correct Factor.
- (2) Margin Level = Measurement Value - Limit Value.

Test Mode	IEEE 802.11ax (HE80)	Test Date	2023/2/17
Test Frequency	5290MHz	Polarization	Vertical
Temp	23°C	Hum.	59%

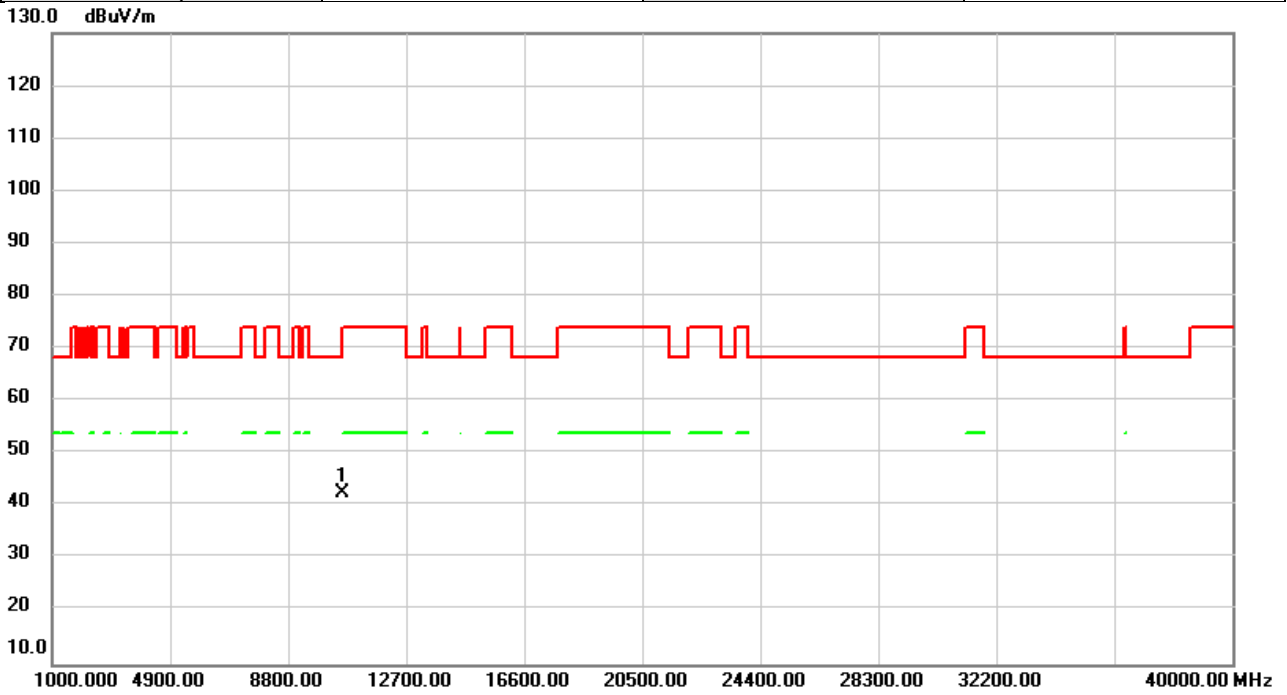


No.	Mk.	Freq. MHz	Reading Level dBuV	Correct Factor dB	Measure- ment dBuV/m	Limit dBuV/m	Over dB	Detector	Comment
1	*	10580.00	42.91	0.16	43.07	68.20	-25.13	peak	

REMARKS:

- (1) Measurement Value = Reading Level + Correct Factor.
- (2) Margin Level = Measurement Value - Limit Value.

Test Mode	IEEE 802.11ax (HE80)	Test Date	2023/2/17
Test Frequency	5290MHz	Polarization	Horizontal
Temp	23°C	Hum.	59%

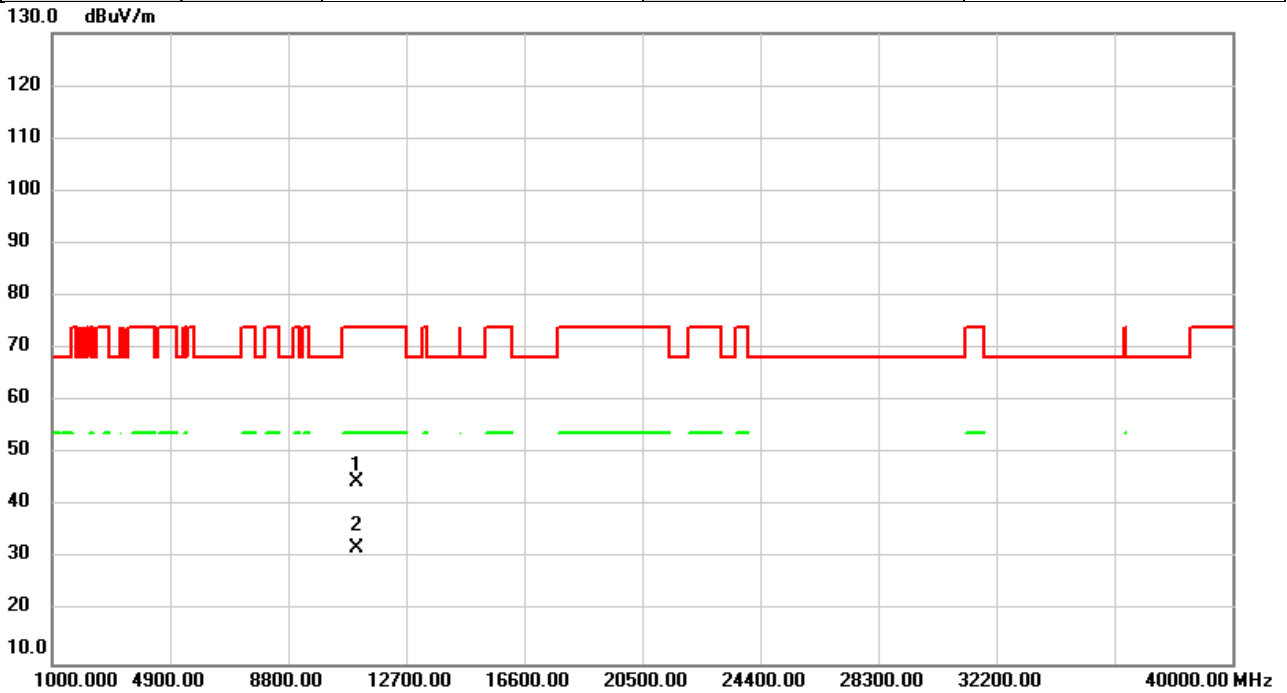


No.	Mk.	Freq. MHz	Reading Level dBuV	Correct Factor dB	Measure- ment dBuV/m	Limit dBuV/m	Over dB	Detector	Comment
1	*	10580.00	42.25	0.16	42.41	68.20	-25.79	peak	

REMARKS:

- (1) Measurement Value = Reading Level + Correct Factor.
- (2) Margin Level = Measurement Value - Limit Value.

Test Mode	IEEE 802.11ax (HE80)	Test Date	2023/2/17
Test Frequency	5530MHz	Polarization	Vertical
Temp	23°C	Hum.	59%

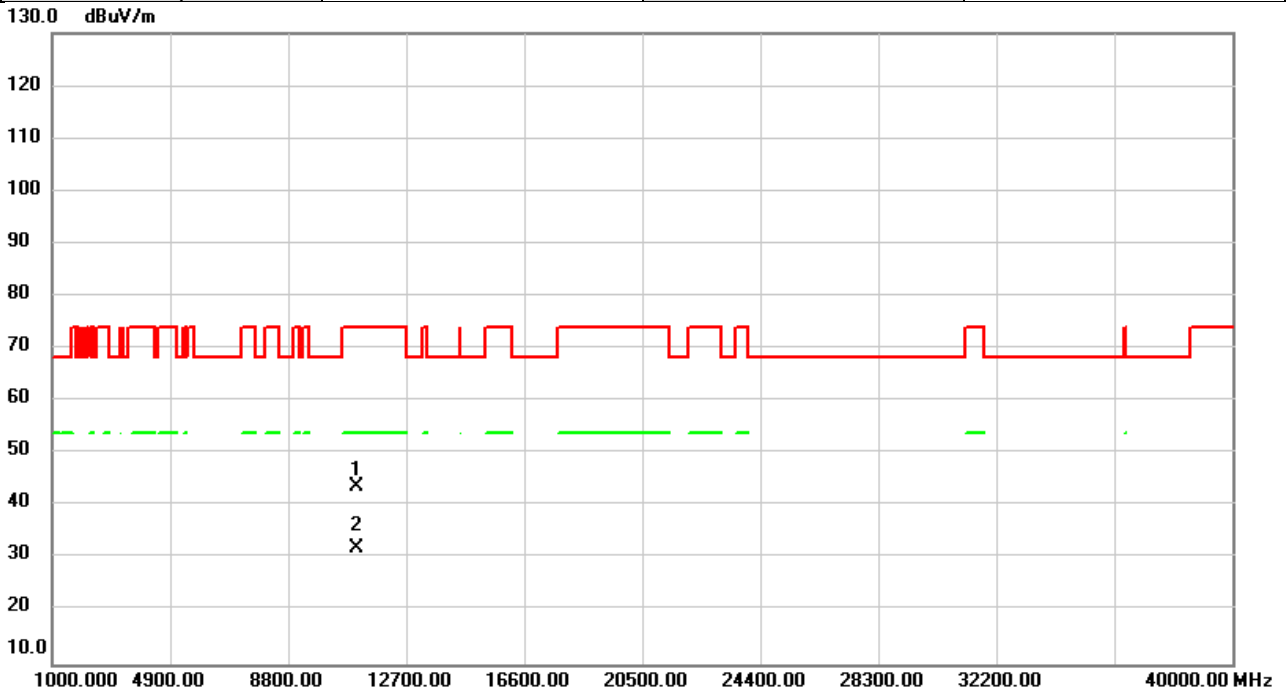


No.	Mk.	Freq. MHz	Reading Level dBuV	Correct Factor dB	Measure- ment dBuV/m	Limit dBuV/m	Over dB	Detector	Comment
1		11060.00	44.62	0.14	44.76	74.00	-29.24	peak	
2	*	11060.00	31.94	0.14	32.08	54.00	-21.92	AVG	

REMARKS:

- (1) Measurement Value = Reading Level + Correct Factor.
- (2) Margin Level = Measurement Value - Limit Value.

Test Mode	IEEE 802.11ax (HE80)	Test Date	2023/2/17
Test Frequency	5530MHz	Polarization	Horizontal
Temp	23°C	Hum.	59%

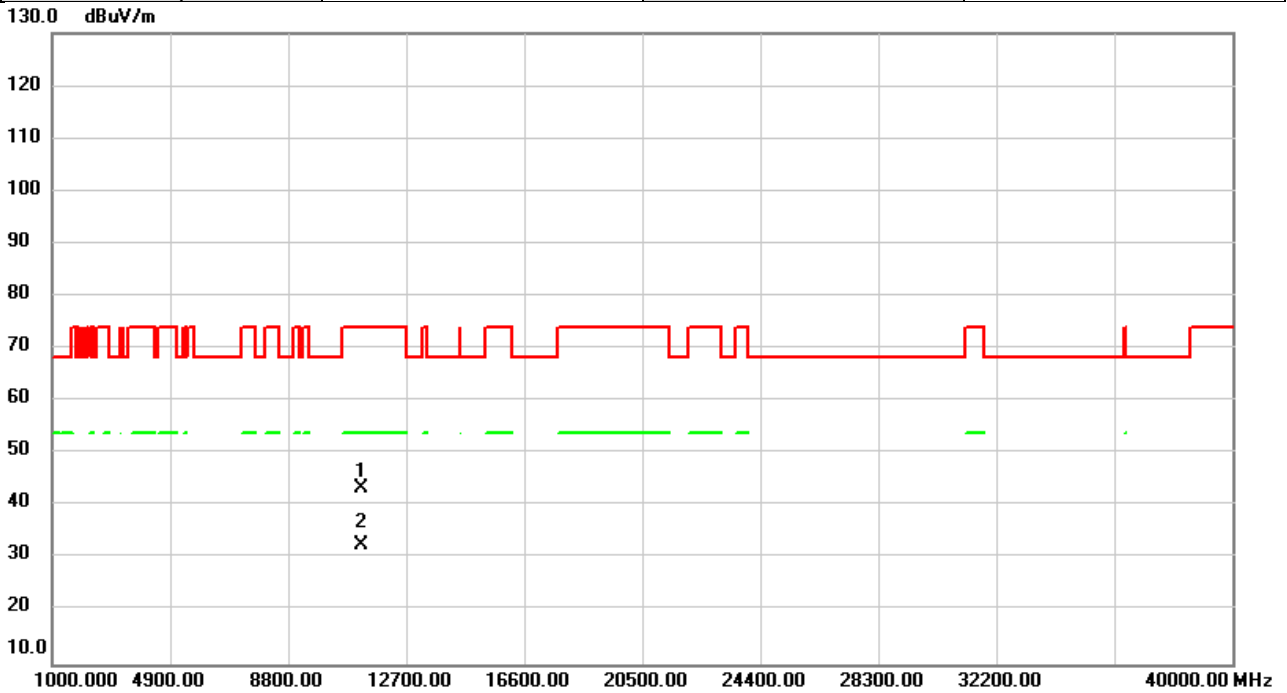


No.	Mk.	Freq. MHz	Reading Level dBuV	Correct Factor dB	Measure- ment dBuV/m	Limit dBuV/m	Over dB	Detector	Comment
1		11060.00	43.48	0.14	43.62	74.00	-30.38	peak	
2	*	11060.00	31.96	0.14	32.10	54.00	-21.90	AVG	

REMARKS:

- (1) Measurement Value = Reading Level + Correct Factor.
- (2) Margin Level = Measurement Value - Limit Value.

Test Mode	IEEE 802.11ax (HE80)	Test Date	2023/2/17
Test Frequency	5610MHz	Polarization	Vertical
Temp	23°C	Hum.	59%

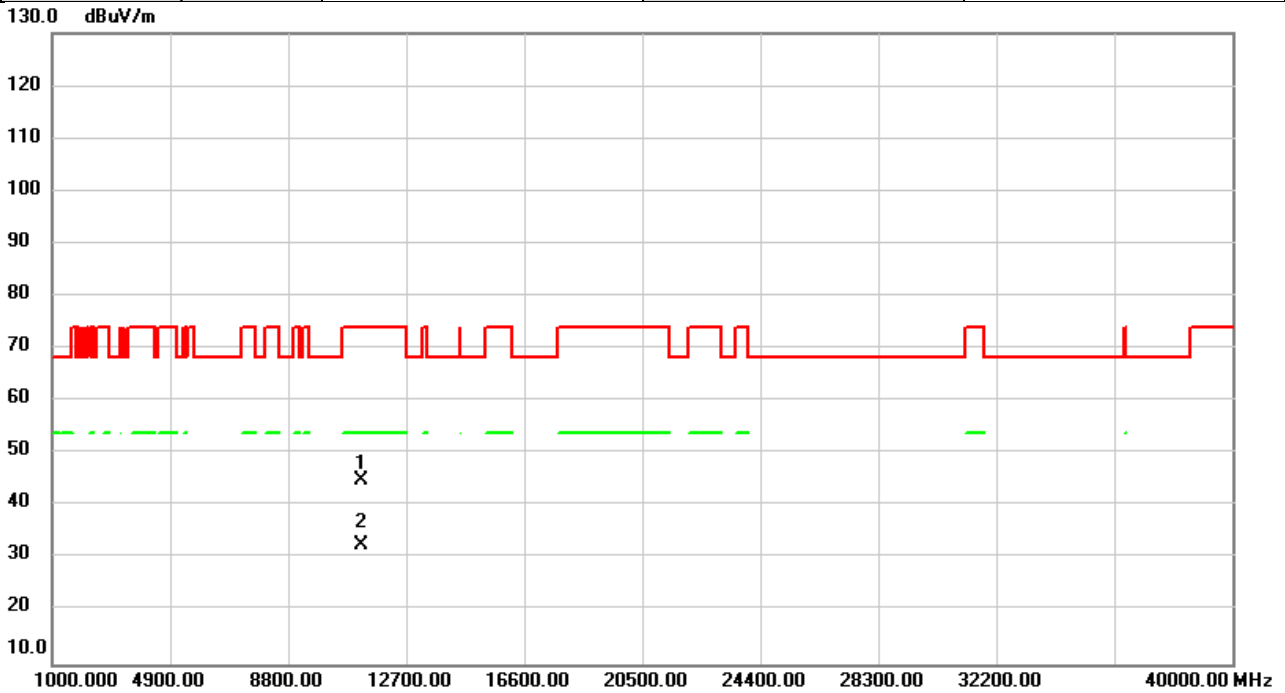


No.	Mk.	Freq. MHz	Reading Level dBuV	Correct Factor dB	Measure- ment dBuV/m	Limit dBuV/m	Over dB	Detector	Comment
1		11220.00	43.06	0.45	43.51	74.00	-30.49	peak	
2	*	11220.00	32.09	0.45	32.54	54.00	-21.46	AVG	

REMARKS:

- (1) Measurement Value = Reading Level + Correct Factor.
- (2) Margin Level = Measurement Value - Limit Value.

Test Mode	IEEE 802.11ax (HE80)	Test Date	2023/2/17
Test Frequency	5610MHz	Polarization	Horizontal
Temp	23°C	Hum.	59%

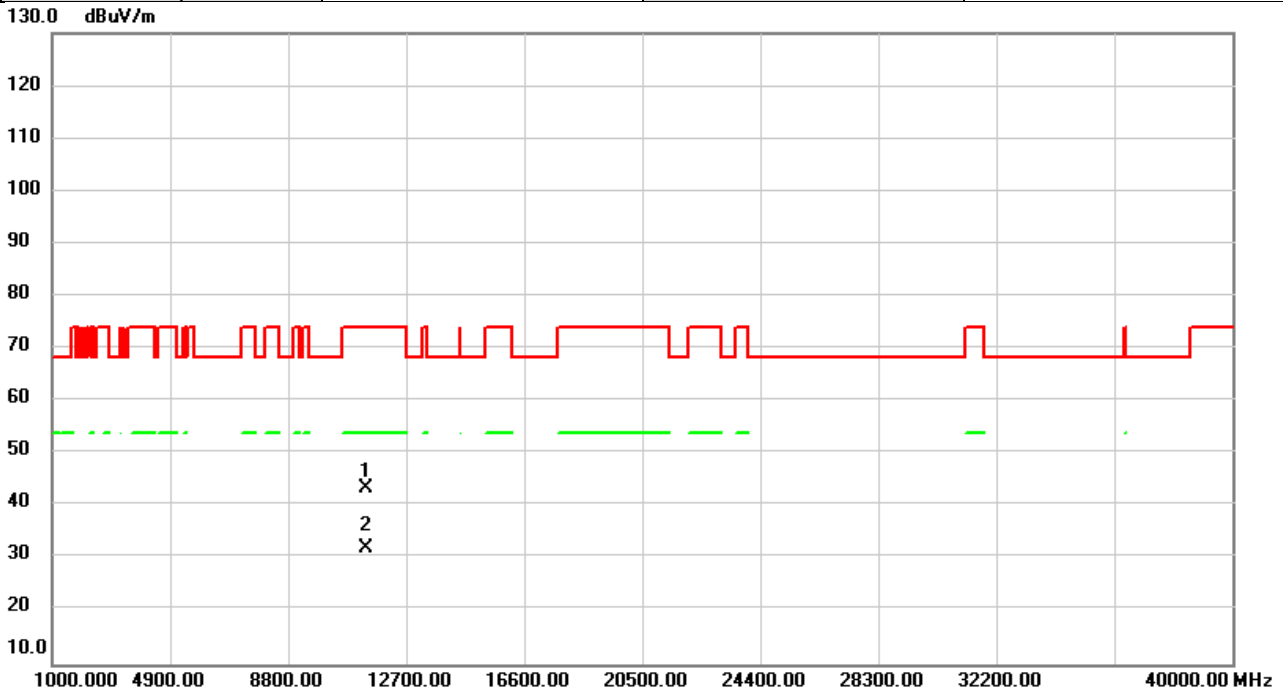


No.	Mk.	Freq. MHz	Reading Level dBuV	Correct Factor dB	Measure- ment dBuV/m	Limit dBuV/m	Over dB	Detector	Comment
1		11220.00	44.61	0.45	45.06	74.00	-28.94	peak	
2	*	11220.00	32.15	0.45	32.60	54.00	-21.40	AVG	

REMARKS:

- (1) Measurement Value = Reading Level + Correct Factor.
- (2) Margin Level = Measurement Value - Limit Value.

Test Mode	IEEE 802.11ax (HE80)	Test Date	2023/2/17
Test Frequency	5690MHz	Polarization	Vertical
Temp	23°C	Hum.	59%

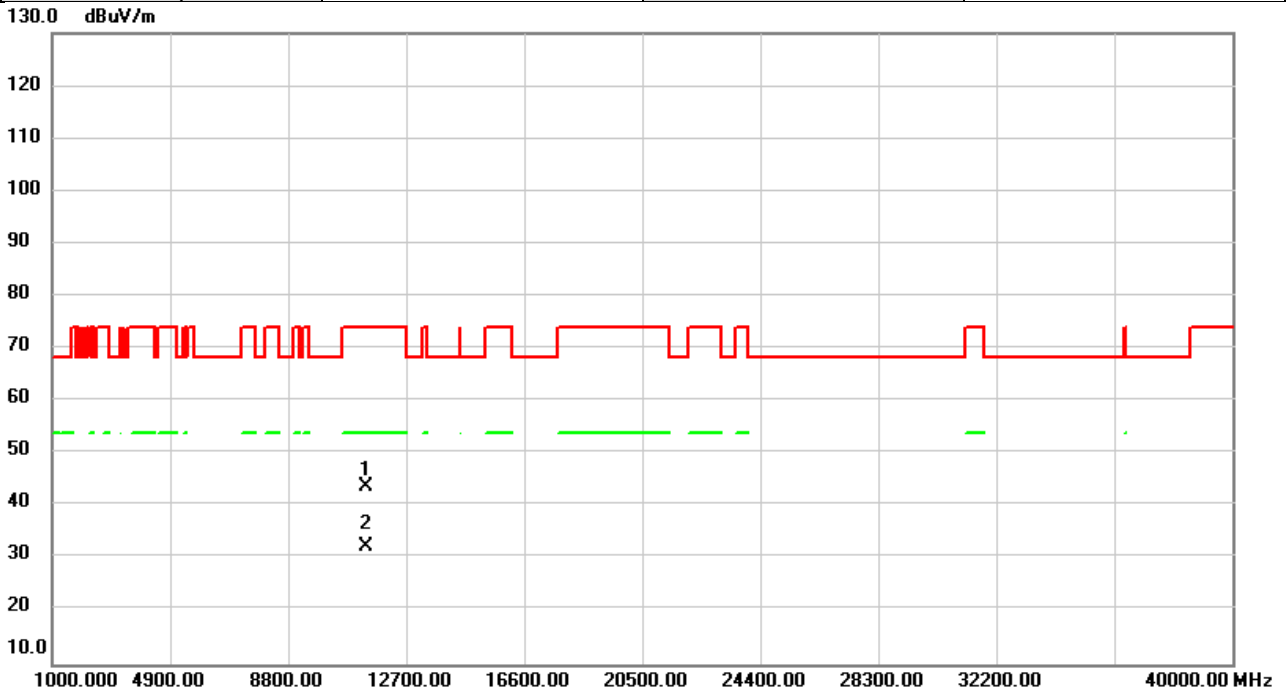


No.	Mk.	Freq.	Reading Level	Correct Factor	Measurement	Limit	Over	Detector	Comment
		MHz	dBuV	dB	dBuV/m	dBuV/m	dB		
1		11380.00	42.63	0.79	43.42	74.00	-30.58	peak	
2	*	11380.00	31.22	0.79	32.01	54.00	-21.99	AVG	

REMARKS:

- (1) Measurement Value = Reading Level + Correct Factor.
- (2) Margin Level = Measurement Value - Limit Value.

Test Mode	IEEE 802.11ax (HE80)	Test Date	2023/2/17
Test Frequency	5690MHz	Polarization	Horizontal
Temp	23°C	Hum.	59%

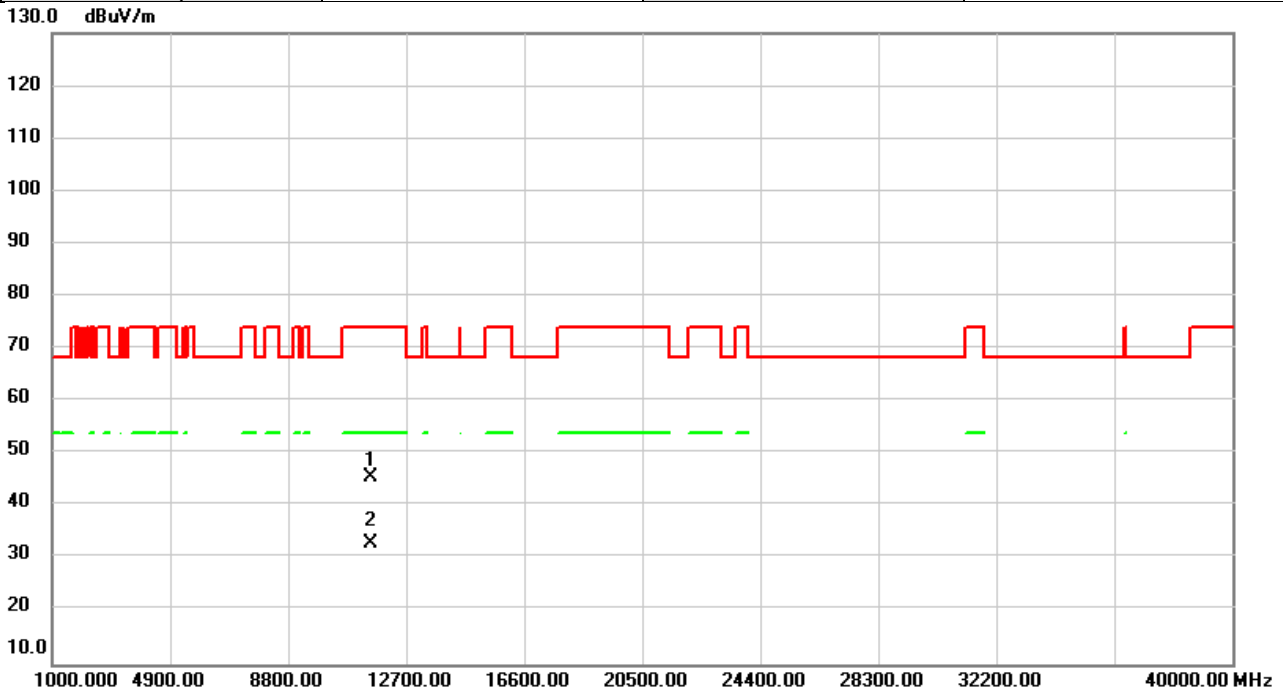


No.	Mk.	Freq. MHz	Reading Level dBuV	Correct Factor dB	Measure- ment dBuV/m	Limit dBuV/m	Over dB	Detector	Comment
1		11380.00	42.81	0.79	43.60	74.00	-30.40	peak	
2	*	11380.00	31.48	0.79	32.27	54.00	-21.73	AVG	

REMARKS:

- (1) Measurement Value = Reading Level + Correct Factor.
- (2) Margin Level = Measurement Value - Limit Value.

Test Mode	IEEE 802.11ax (HE80)	Test Date	2023/2/17
Test Frequency	5775MHz	Polarization	Vertical
Temp	23°C	Hum.	59%

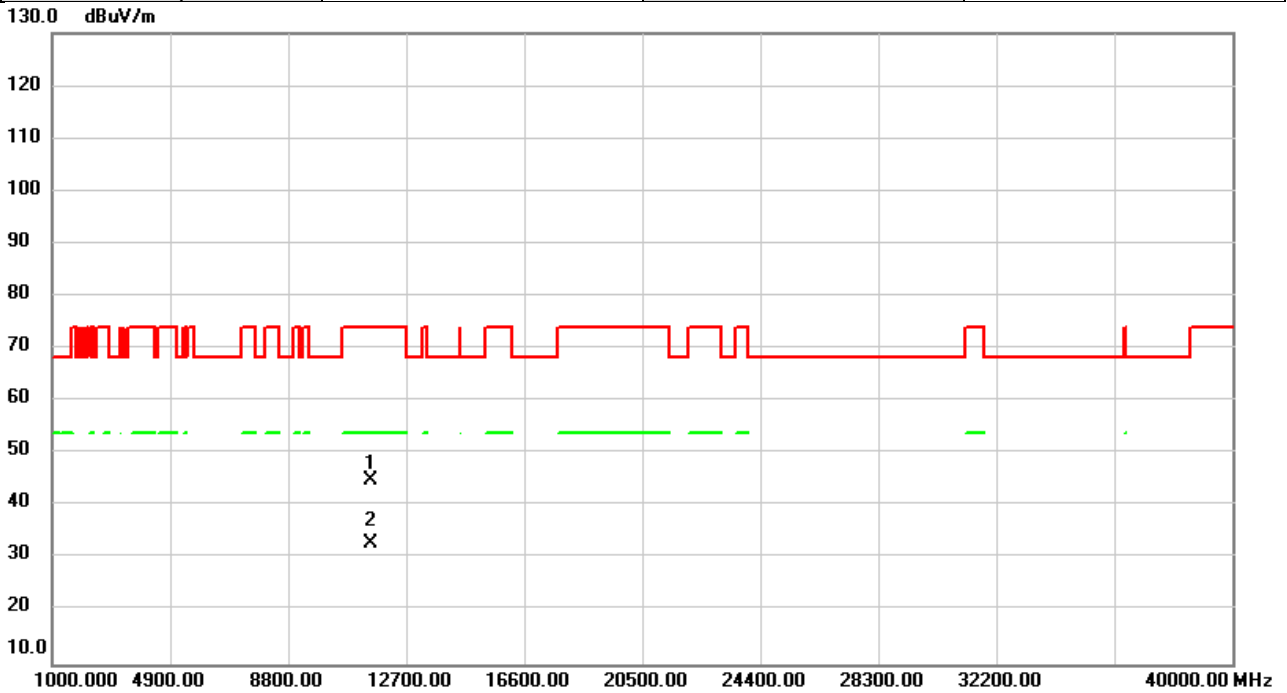


No.	Mk.	Freq. MHz	Reading Level dBuV	Correct Factor dB	Measure- ment dBuV/m	Limit dBuV/m	Over dB	Detector	Comment
1		11550.00	44.37	1.05	45.42	74.00	-28.58	peak	
2	*	11550.00	31.93	1.05	32.98	54.00	-21.02	AVG	

REMARKS:

- (1) Measurement Value = Reading Level + Correct Factor.
- (2) Margin Level = Measurement Value - Limit Value.

Test Mode	IEEE 802.11ax (HE80)	Test Date	2023/2/17
Test Frequency	5775MHz	Polarization	Horizontal
Temp	23°C	Hum.	59%

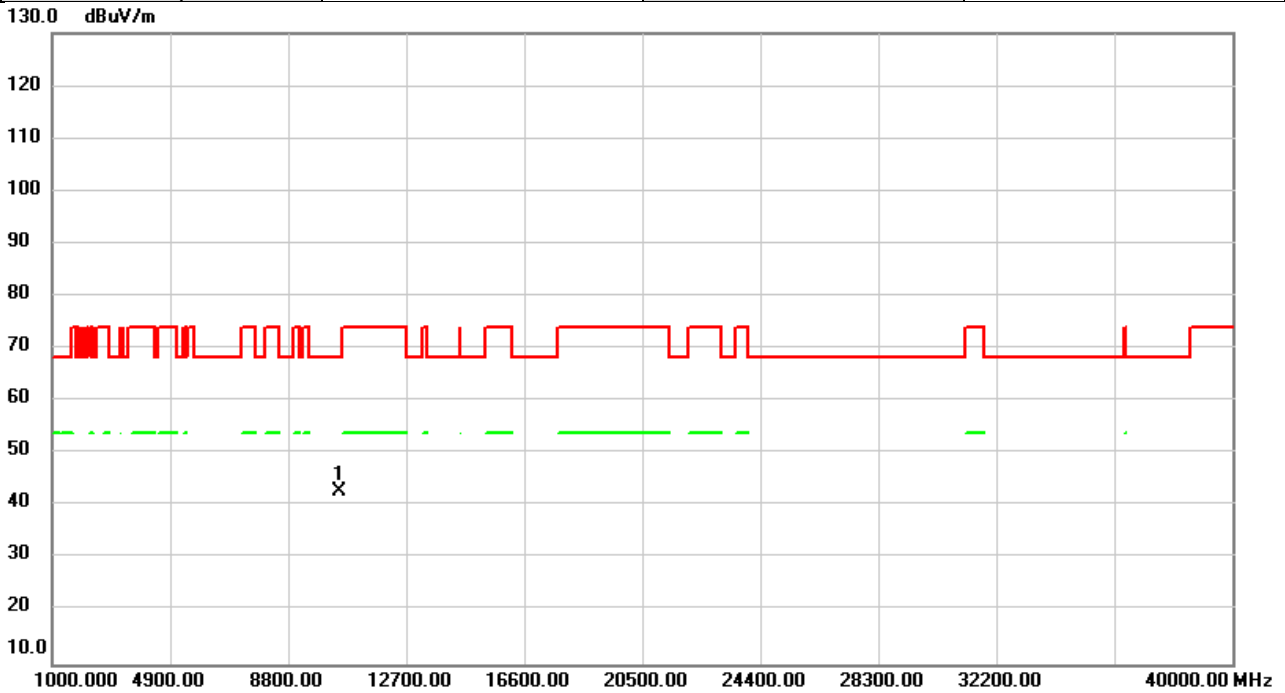


No.	Mk.	Freq. MHz	Reading Level dBuV	Correct Factor dB	Measure- ment dBuV/m	Limit dBuV/m	Over dB	Detector	Comment
1		11550.00	44.04	1.05	45.09	74.00	-28.91	peak	
2	*	11550.00	32.03	1.05	33.08	54.00	-20.92	AVG	

REMARKS:

- (1) Measurement Value = Reading Level + Correct Factor.
- (2) Margin Level = Measurement Value - Limit Value.

Test Mode	IEEE 802.11ax (HE160)	Test Date	2023/2/17
Test Frequency	5250MHz	Polarization	Vertical
Temp	23°C	Hum.	59%

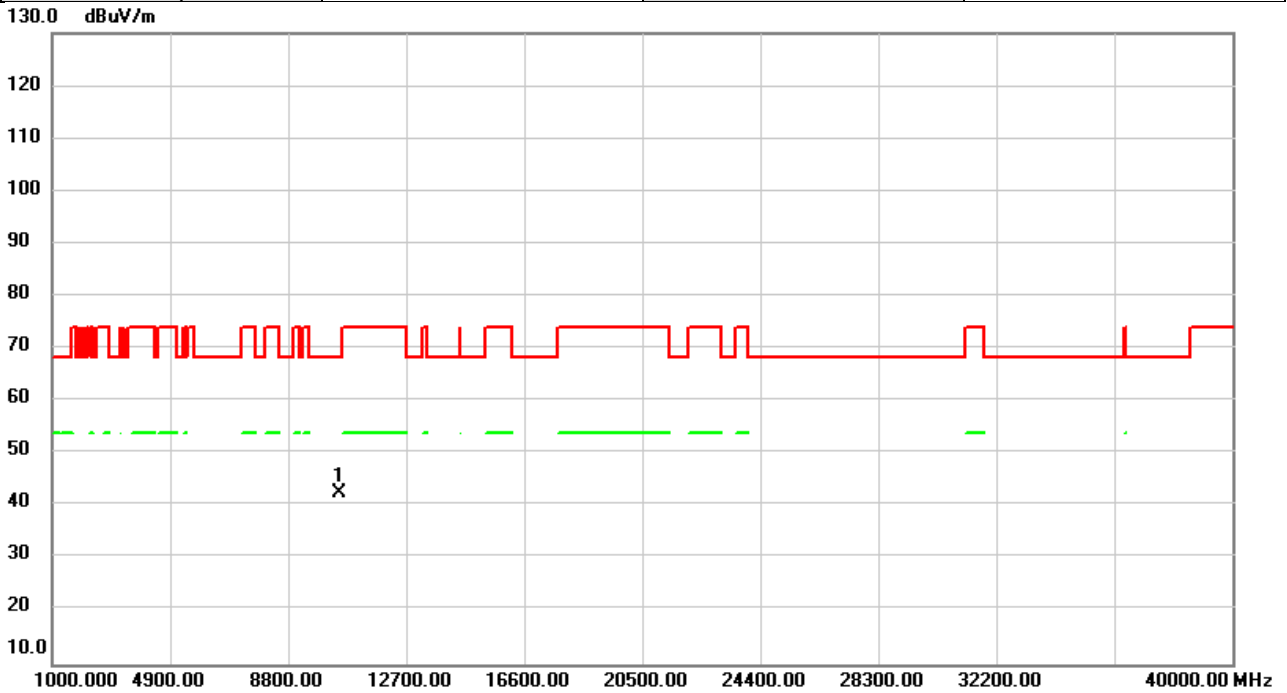


No.	Mk.	Freq. MHz	Reading Level dBuV	Correct Factor dB	Measure- ment dBuV/m	Limit dBuV/m	Over dB	Detector	Comment
1	*	10500.00	42.59	0.19	42.78	68.20	-25.42	peak	

REMARKS:

- (1) Measurement Value = Reading Level + Correct Factor.
- (2) Margin Level = Measurement Value - Limit Value.

Test Mode	IEEE 802.11ax (HE160)	Test Date	2023/2/17
Test Frequency	5250MHz	Polarization	Horizontal
Temp	23°C	Hum.	59%

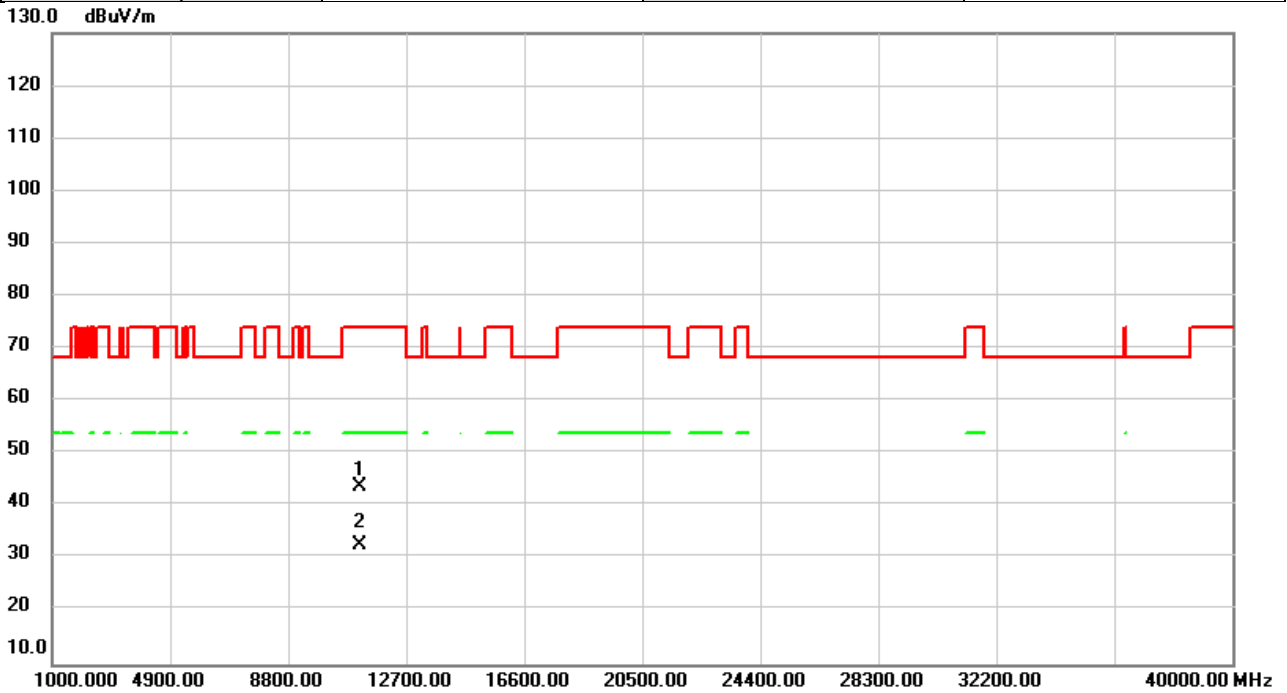


No.	Mk.	Freq.	Reading Level	Correct Factor	Measurement	Limit	Over	Detector	Comment
		MHz	dBuV	dB	dBuV/m	dBuV/m	dB		
1	*	10500.00	42.29	0.19	42.48	68.20	-25.72	peak	

REMARKS:

- (1) Measurement Value = Reading Level + Correct Factor.
- (2) Margin Level = Measurement Value - Limit Value.

Test Mode	IEEE 802.11ax (HE160)	Test Date	2023/2/17
Test Frequency	5570MHz	Polarization	Vertical
Temp	23°C	Hum.	59%

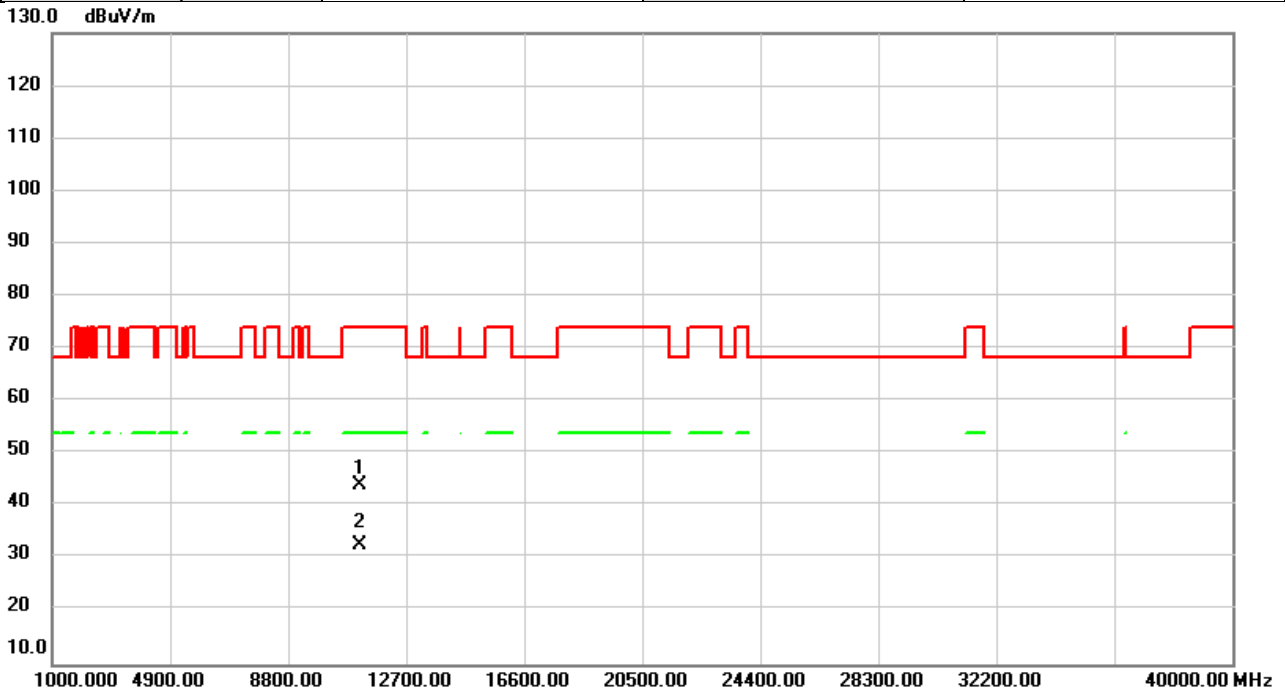


No.	Mk.	Freq. MHz	Reading Level dBuV	Correct Factor dB	Measure- ment dBuV/m	Limit dBuV/m	Over dB	Detector	Comment
1		11140.00	43.50	0.29	43.79	74.00	-30.21	peak	
2	*	11140.00	32.30	0.29	32.59	54.00	-21.41	AVG	

REMARKS:

- (1) Measurement Value = Reading Level + Correct Factor.
- (2) Margin Level = Measurement Value - Limit Value.

Test Mode	IEEE 802.11ax (HE160)	Test Date	2023/2/17
Test Frequency	5570MHz	Polarization	Horizontal
Temp	23°C	Hum.	59%



No.	Mk.	Freq. MHz	Reading Level dBuV	Correct Factor dB	Measure- ment dBuV/m	Limit dBuV/m	Over dB	Detector	Comment
1		11140.00	43.69	0.29	43.98	74.00	-30.02	peak	
2	*	11140.00	32.23	0.29	32.52	54.00	-21.48	AVG	

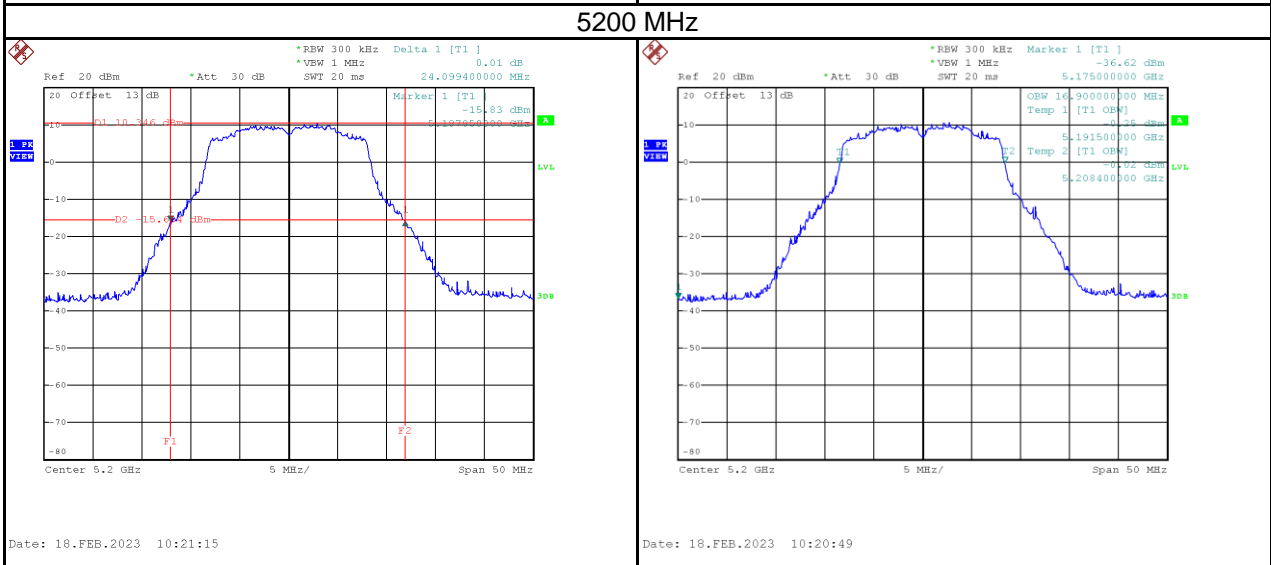
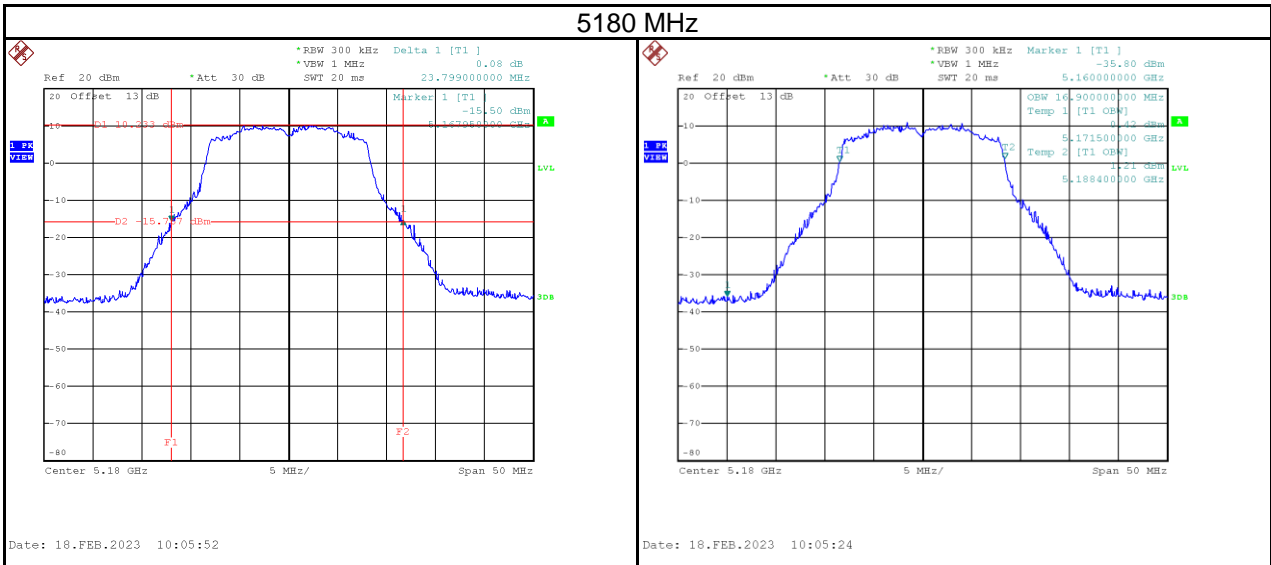
REMARKS:

- (1) Measurement Value = Reading Level + Correct Factor.
- (2) Margin Level = Measurement Value - Limit Value.

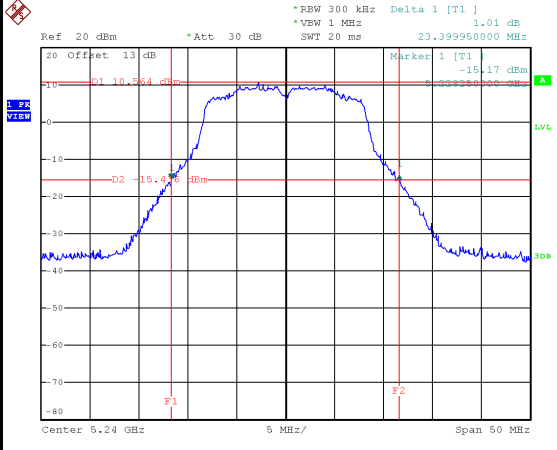
APPENDIX D BANDWIDTH

Test Mode	IEEE 802.11a_Aux Antenna
-----------	--------------------------

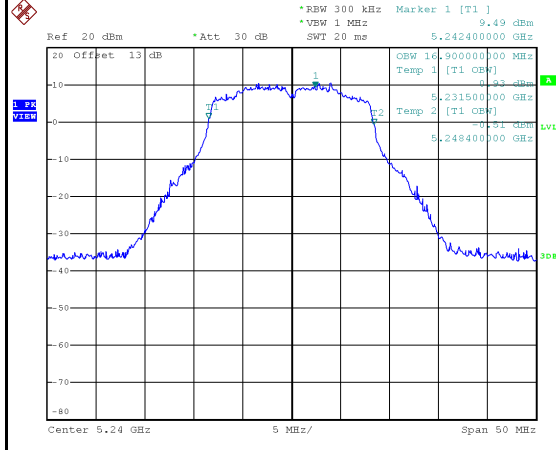
Test Frequency (MHz)	26 dB Bandwidth (MHz)	99 % Occupied Bandwidth (MHz)	Limit
5180	23.79	16.90	No limit
5200	24.10	16.90	No limit
5240	23.40	16.90	No limit



5240 MHz



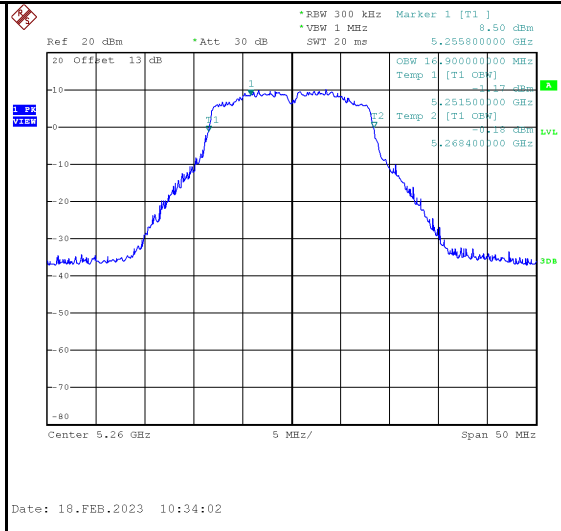
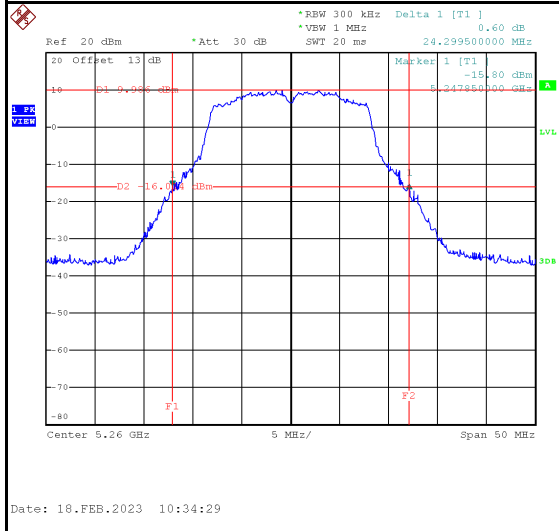
Date: 18.FEB.2023 10:30:01



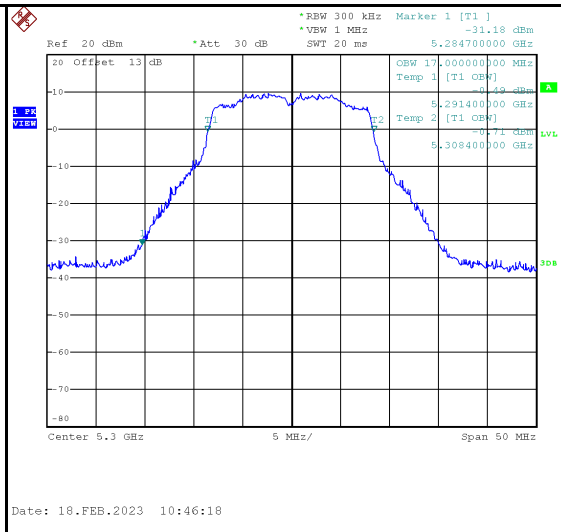
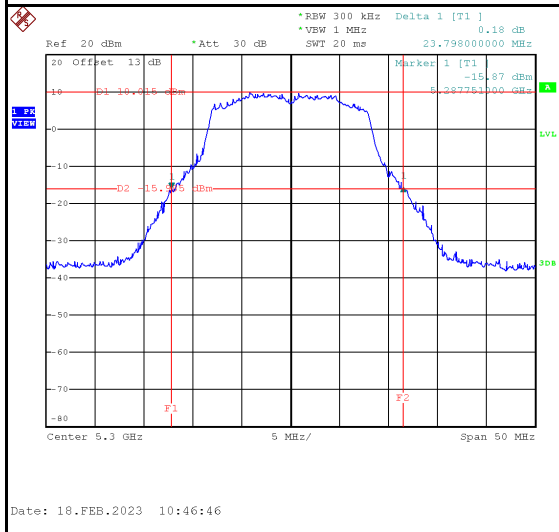
Date: 18.FEB.2023 10:29:33

Test Frequency (MHz)	26 dB Bandwidth (MHz)	99 % Occupied Bandwidth (MHz)	Limit
5260	24.30	16.90	No limit
5300	23.80	17.00	No limit
5320	24.55	17.00	No limit

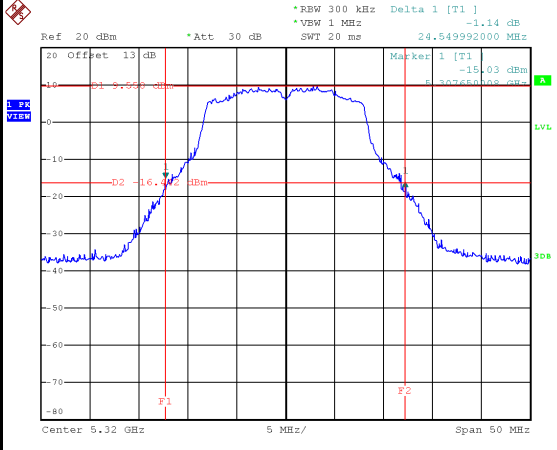
5260 MHz



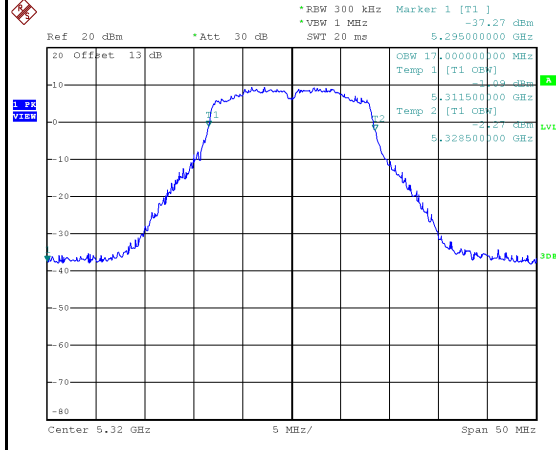
5300 MHz



5320 MHz



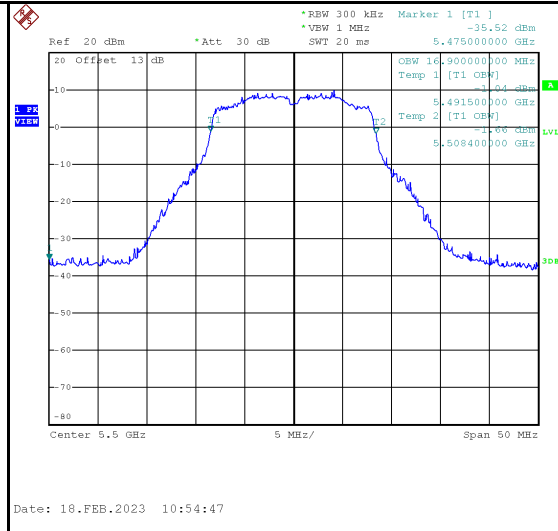
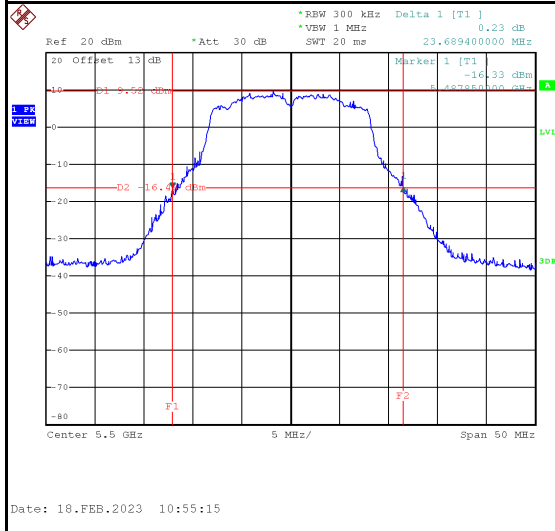
Date: 18.FEB.2023 10:49:58



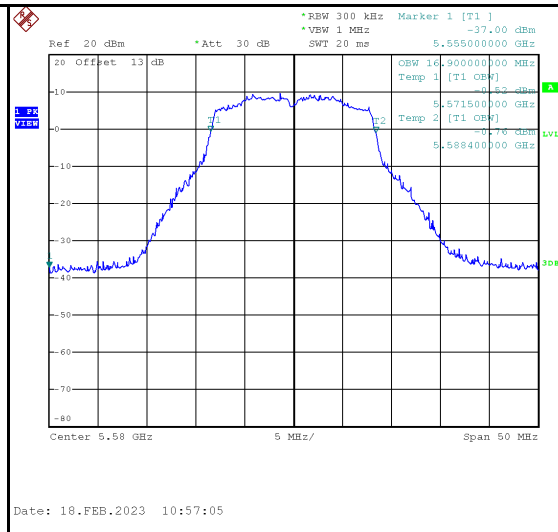
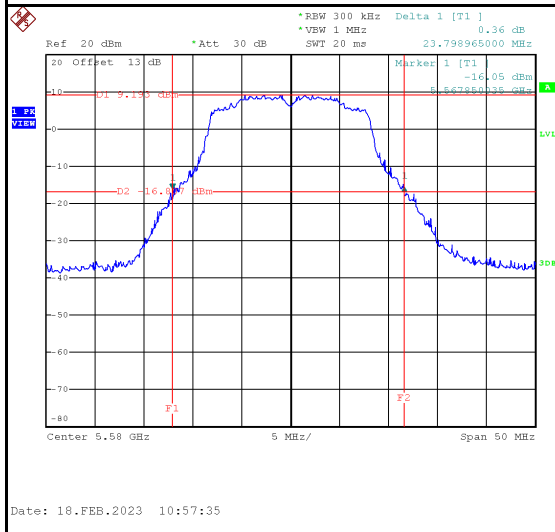
Date: 18.FEB.2023 10:49:31

Test Frequency (MHz)	26 dB Bandwidth (MHz)	99 % Occupied Bandwidth (MHz)	Limit
5500	23.69	16.90	No limit
5580	23.80	16.90	No limit
5700	23.70	17.00	No limit

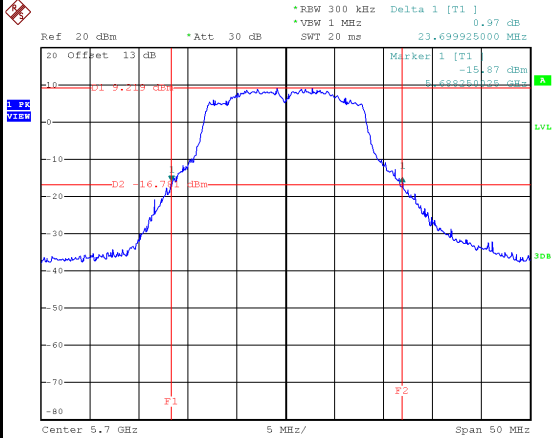
5500 MHz



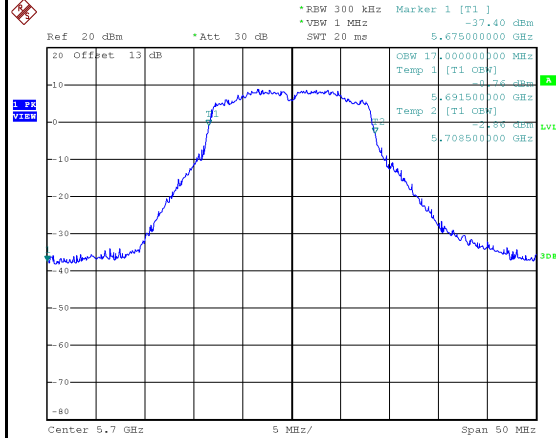
5580 MHz



5700 MHz



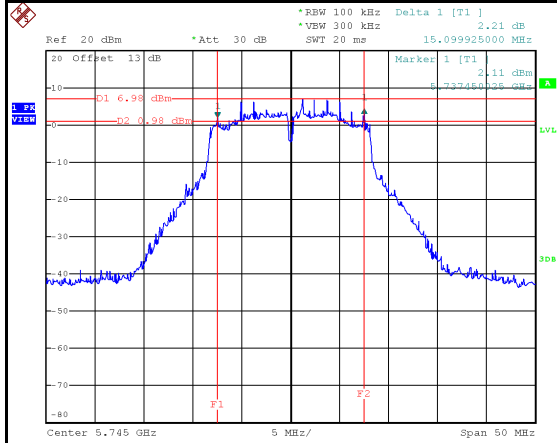
Date: 18.FEB.2023 11:12:22



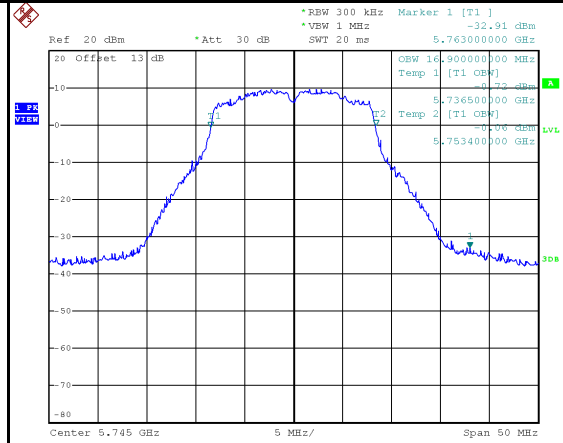
Date: 18.FEB.2023 11:11:54

Test Frequency (MHz)	6 dB Bandwidth (MHz)	99 % Occupied Bandwidth (MHz)	Minimum 6 dB Bandwidth Limit (kHz)	Result
5745	15.10	16.90	500	Pass
5785	15.50	17.00	500	Pass
5825	15.20	17.00	500	Pass

5745 MHz

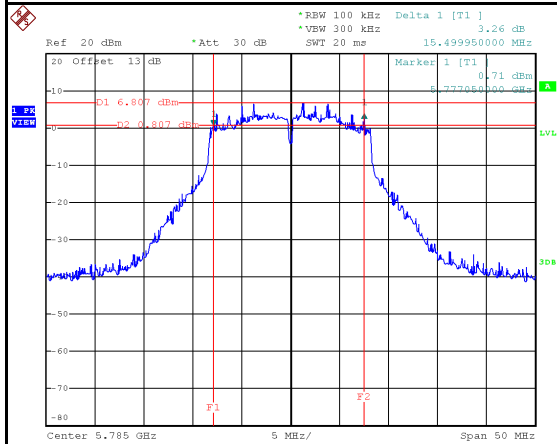


Date: 18.FEB.2023 12:13:08

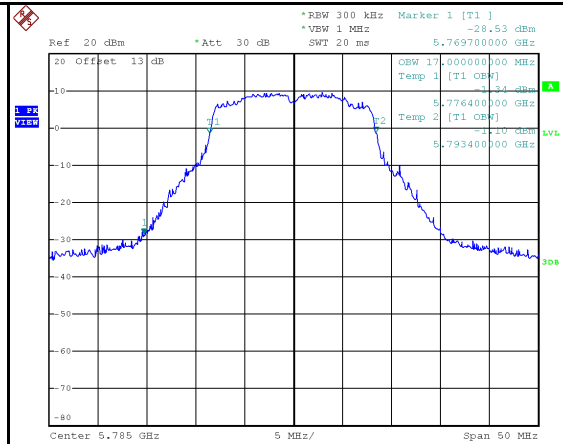


Date: 18.FEB.2023 12:12:32

5785 MHz

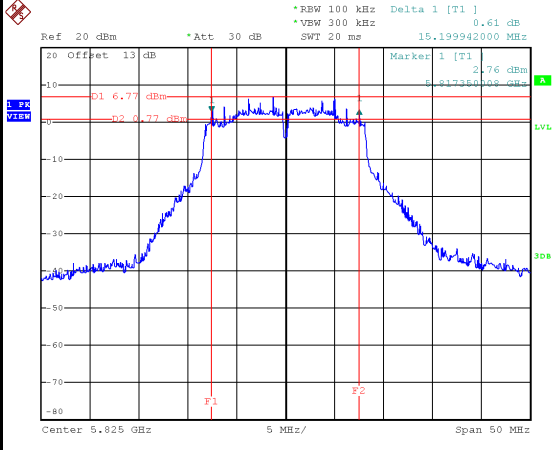


Date: 18.FEB.2023 12:14:39

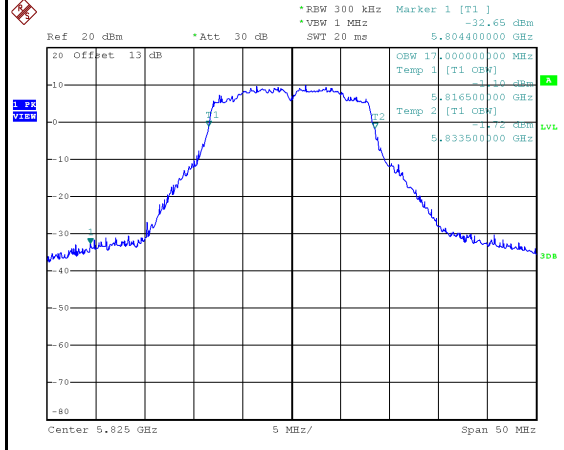


Date: 18.FEB.2023 12:14:04

5825 MHz



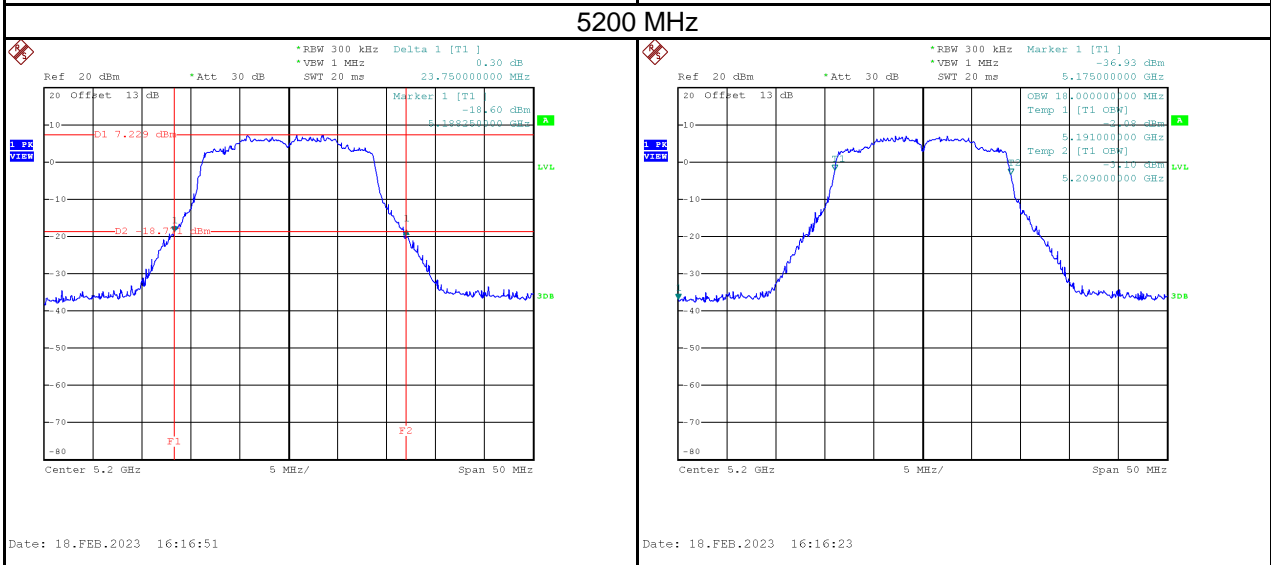
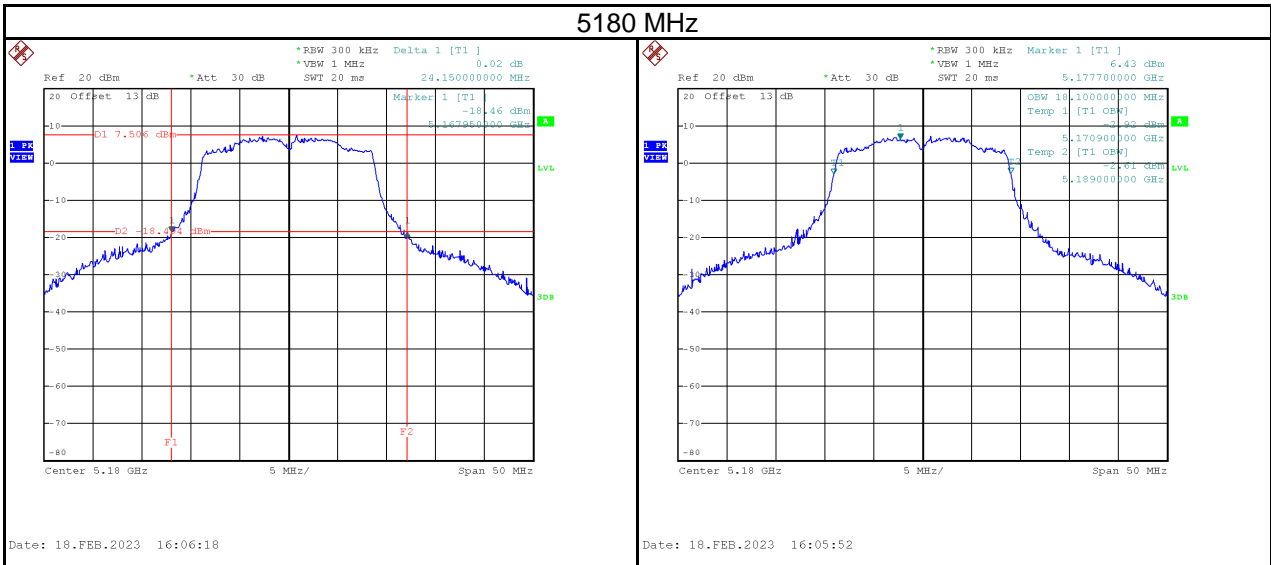
Date: 18.FEB.2023 12:16:30



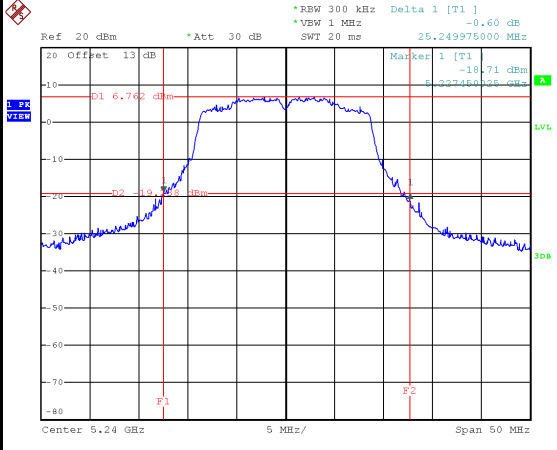
Date: 18.FEB.2023 12:15:55

Test Mode	IEEE 802.11n (HT20)_Aux Antenna
-----------	---------------------------------

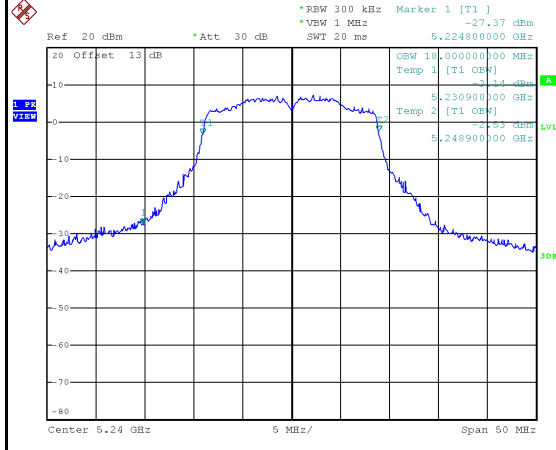
Test Frequency (MHz)	26 dB Bandwidth (MHz)	99 % Occupied Bandwidth (MHz)	Limit
5180	24.15	18.10	No limit
5200	23.75	18.00	No limit
5240	25.25	18.00	No limit



5240 MHz

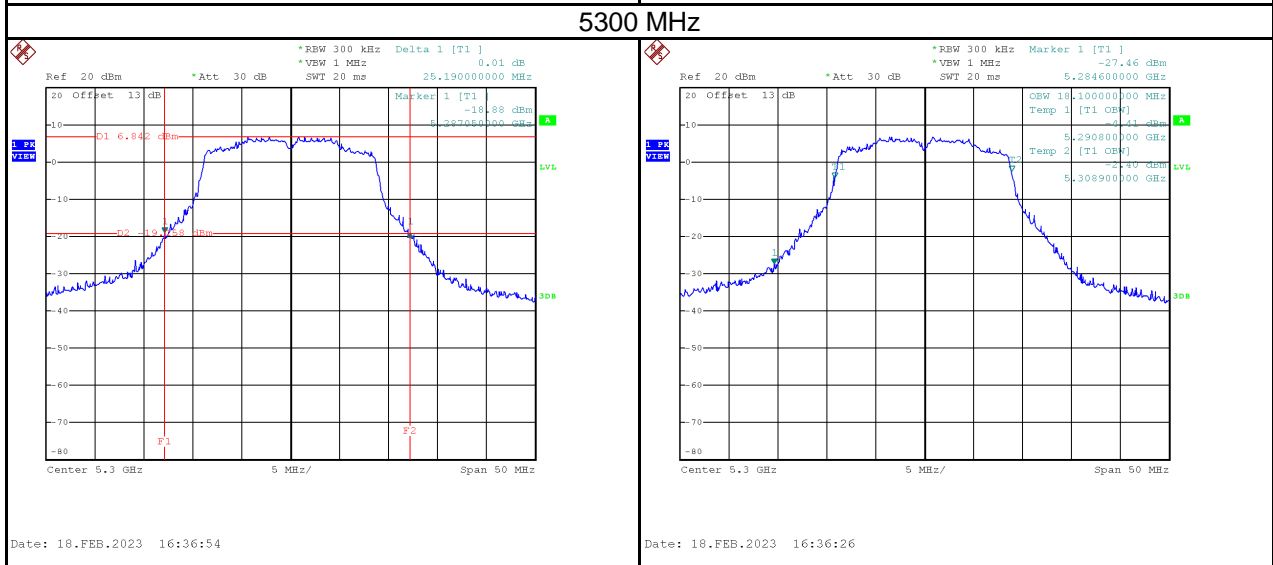
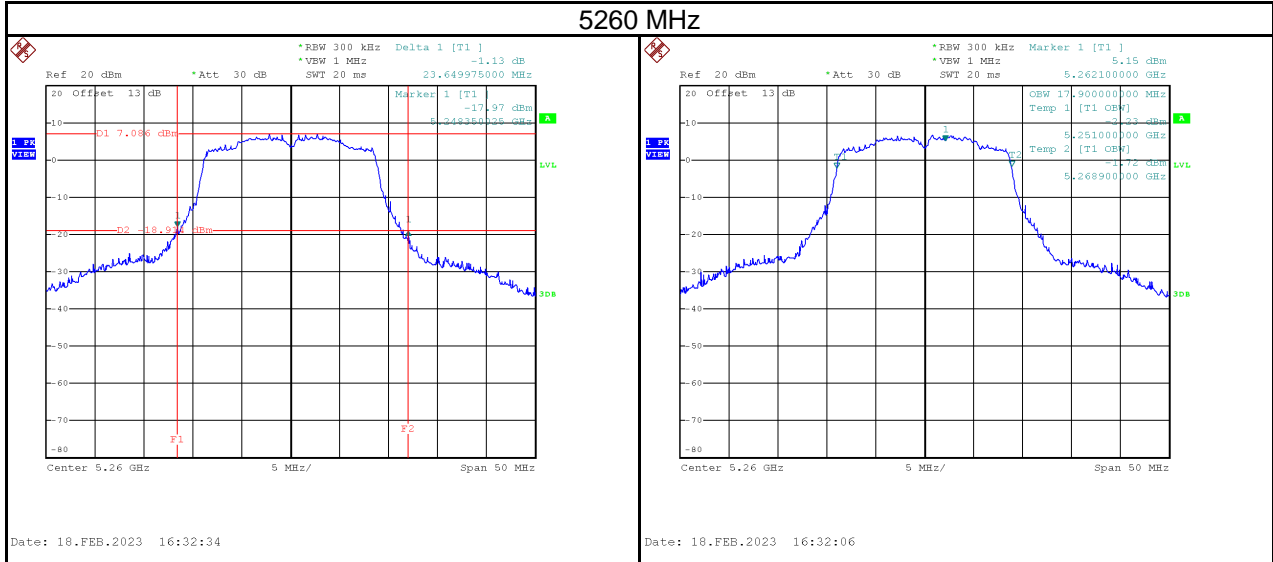


Date: 18.FEB.2023 16:26:33

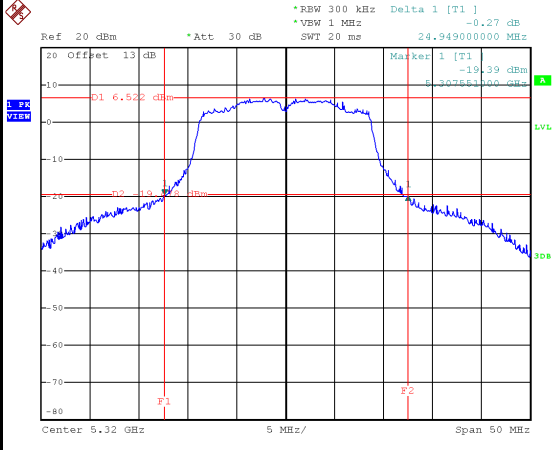


Date: 18.FEB.2023 16:26:06

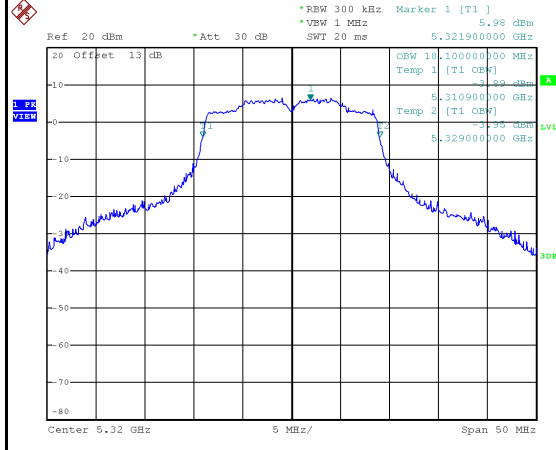
Test Frequency (MHz)	26 dB Bandwidth (MHz)	99 % Occupied Bandwidth (MHz)	Limit
5260	23.65	17.90	No limit
5300	25.19	18.10	No limit
5320	24.95	18.10	No limit



5320 MHz



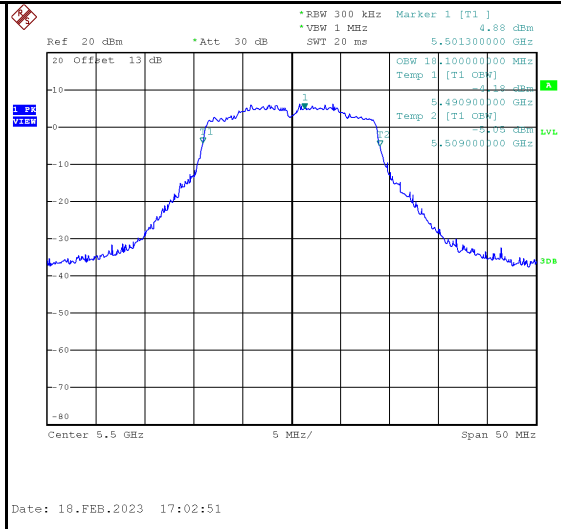
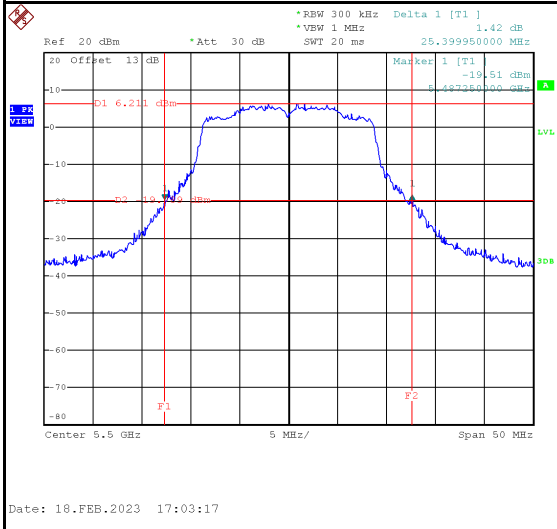
Date: 18.FEB.2023 16:41:16



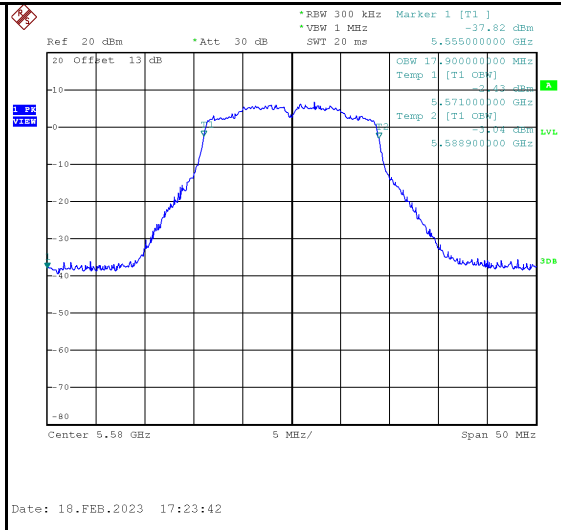
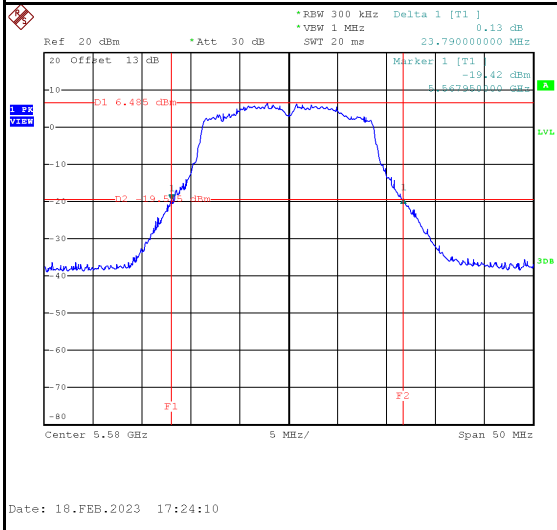
Date: 18.FEB.2023 16:40:50

Test Frequency (MHz)	26 dB Bandwidth (MHz)	99 % Occupied Bandwidth (MHz)	Limit
5500	25.40	18.10	No limit
5580	23.79	17.90	No limit
5700	23.95	18.00	No limit

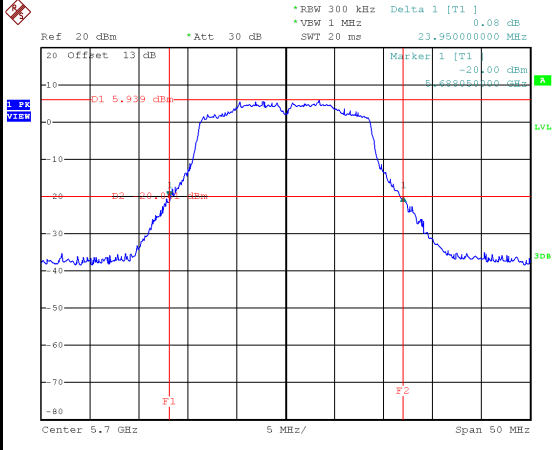
5500 MHz



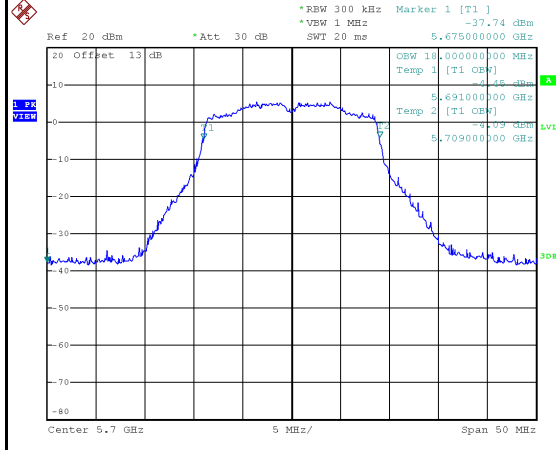
5580 MHz



5700 MHz

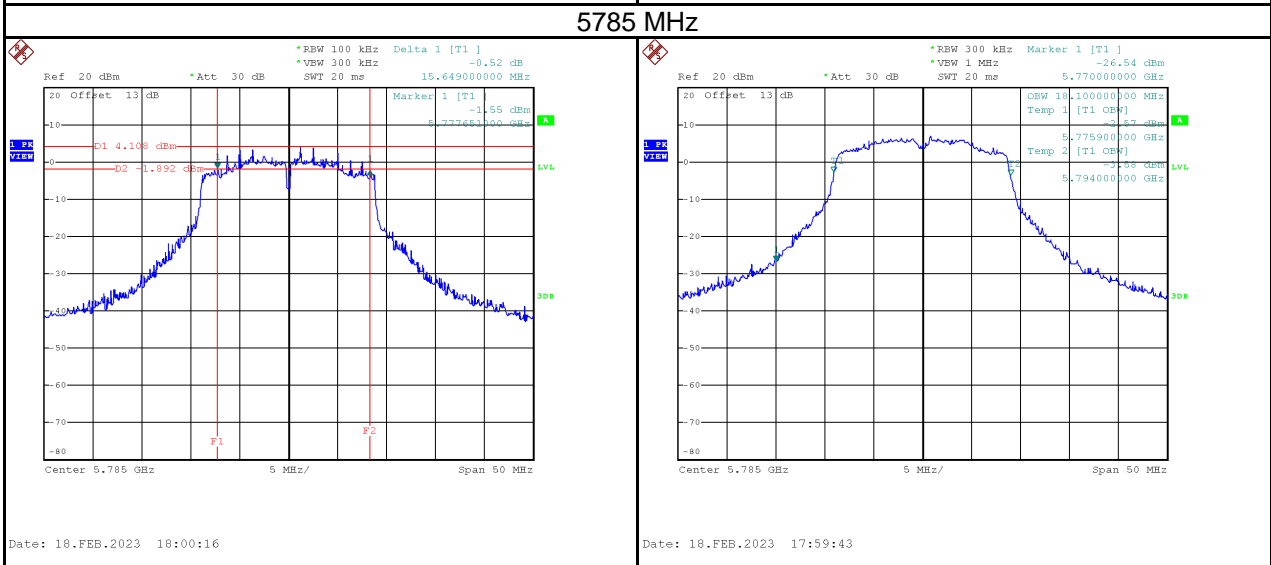
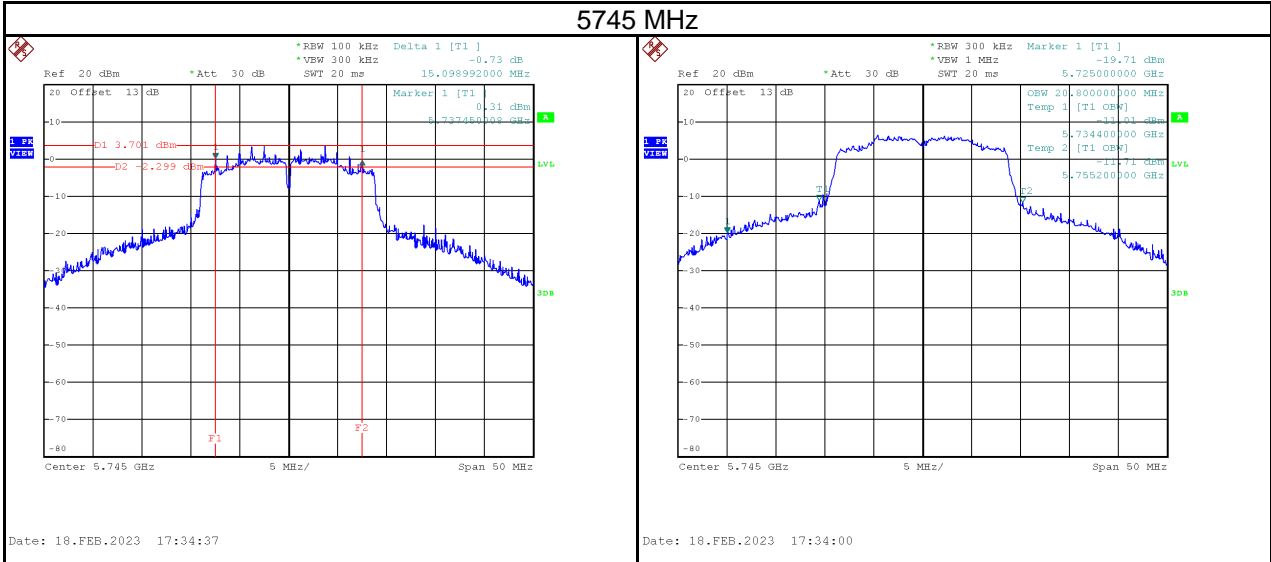


Date: 18.FEB.2023 17:29:11

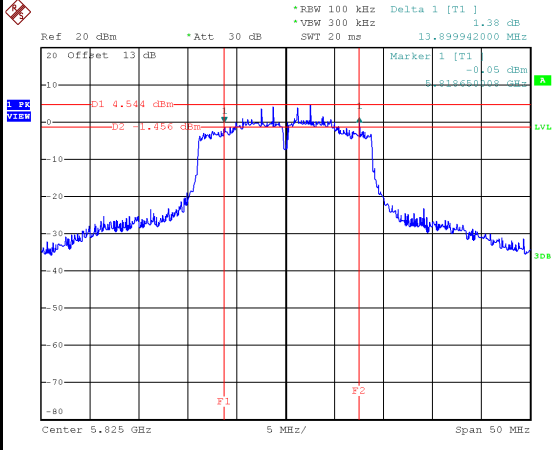


Date: 18.FEB.2023 17:28:43

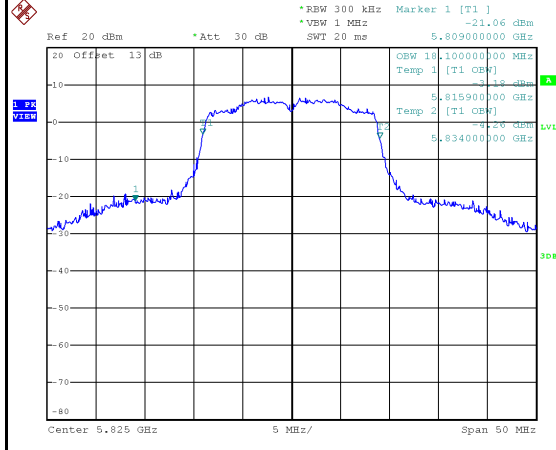
Test Frequency (MHz)	6 dB Bandwidth (MHz)	99 % Occupied Bandwidth (MHz)	Minimum 6 dB Bandwidth Limit (kHz)	Result
5745	15.10	20.80	500	Pass
5785	15.65	18.10	500	Pass
5825	13.90	18.10	500	Pass



5825 MHz



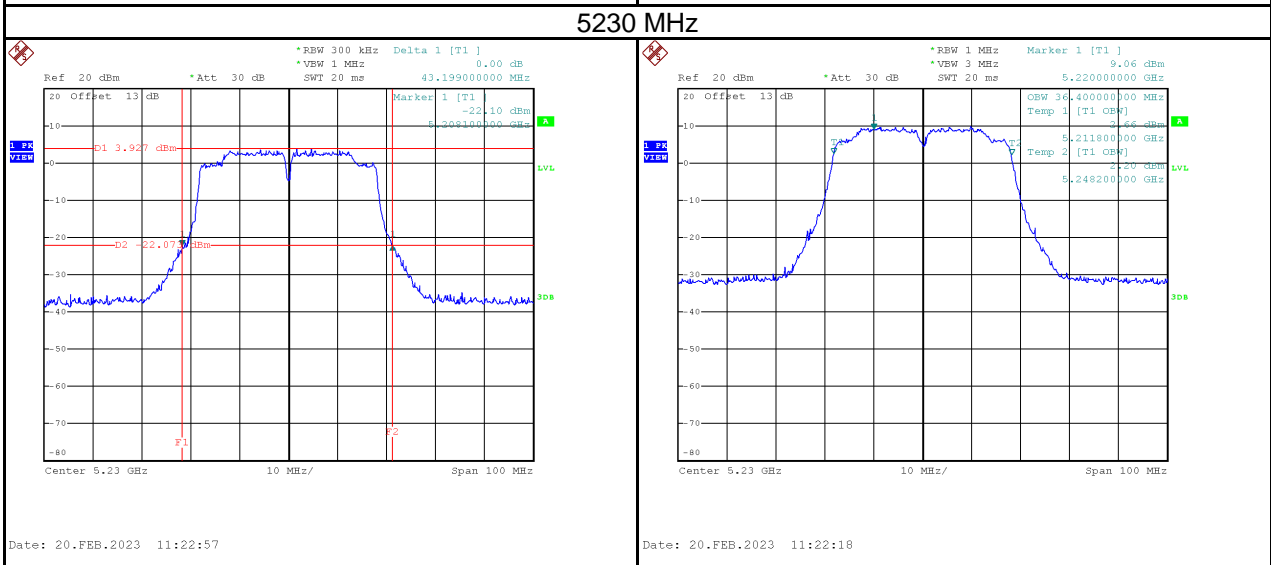
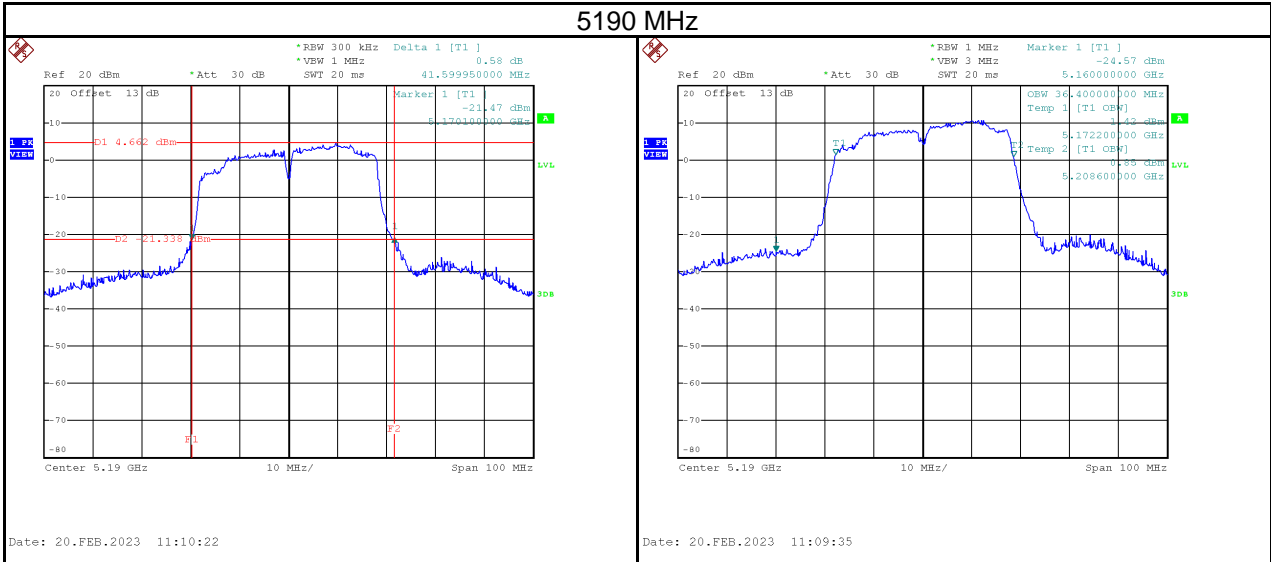
Date: 18.FEB.2023 18:14:52



Date: 18.FEB.2023 18:14:17

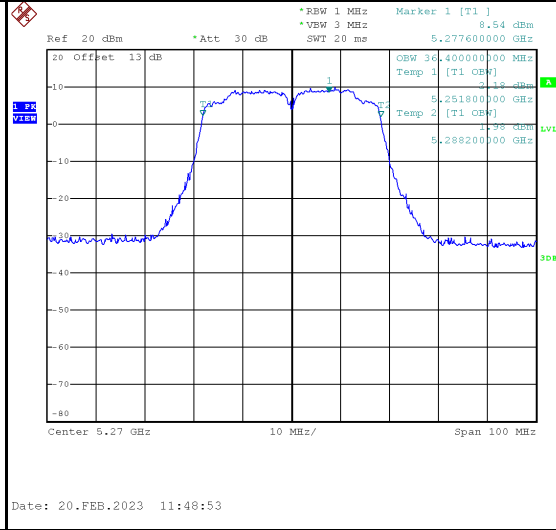
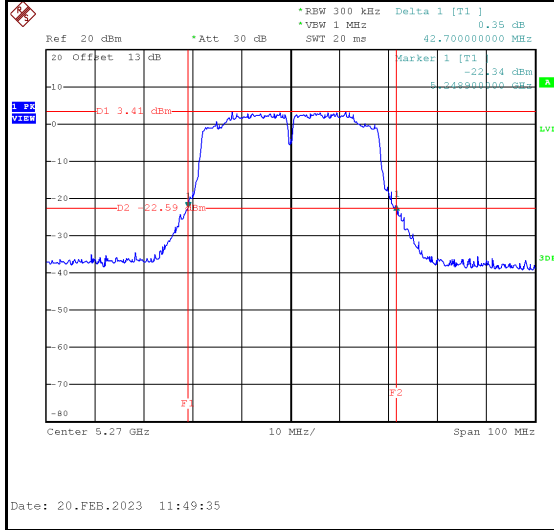
Test Mode	IEEE 802.11n (HT40)_Aux Antenna
-----------	---------------------------------

Test Frequency (MHz)	26 dB Bandwidth (MHz)	99 % Occupied Bandwidth (MHz)	Limit
5190	41.60	36.40	No limit
5230	43.20	36.40	No limit

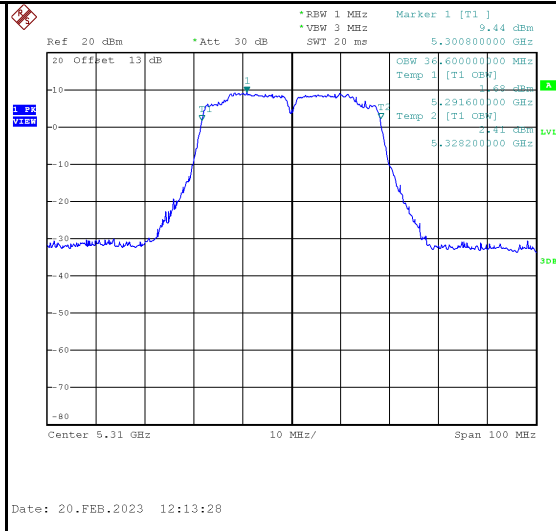
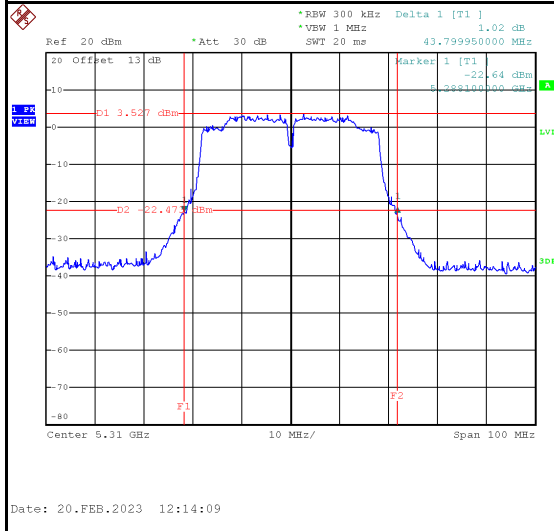


Test Frequency (MHz)	26 dB Bandwidth (MHz)	99 % Occupied Bandwidth (MHz)	Limit
5270	42.70	36.40	No limit
5310	43.80	36.60	No limit

5270 MHz

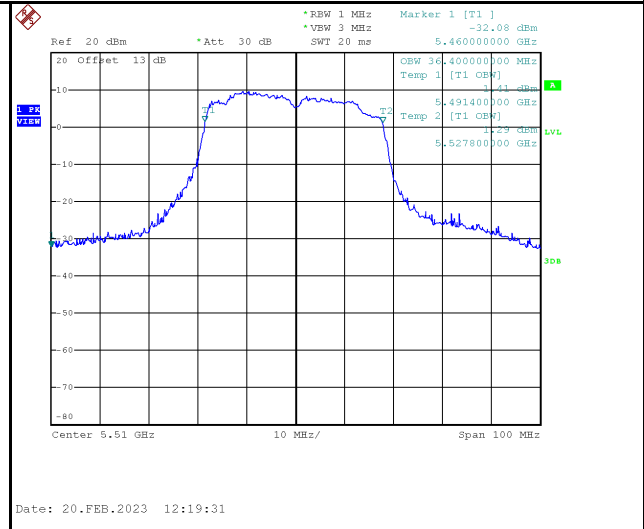
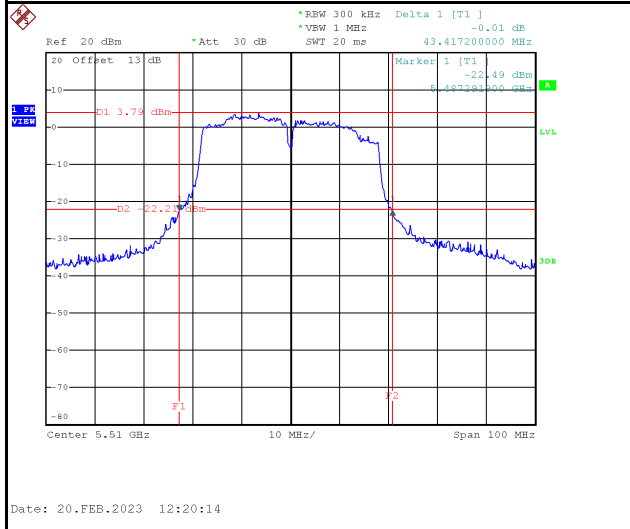


5310 MHz

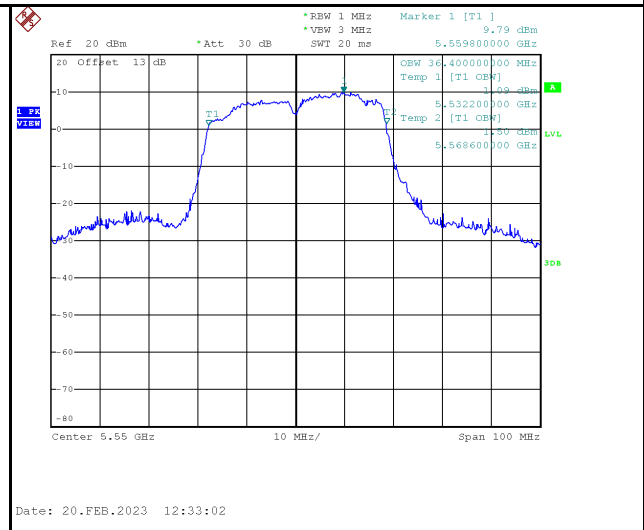
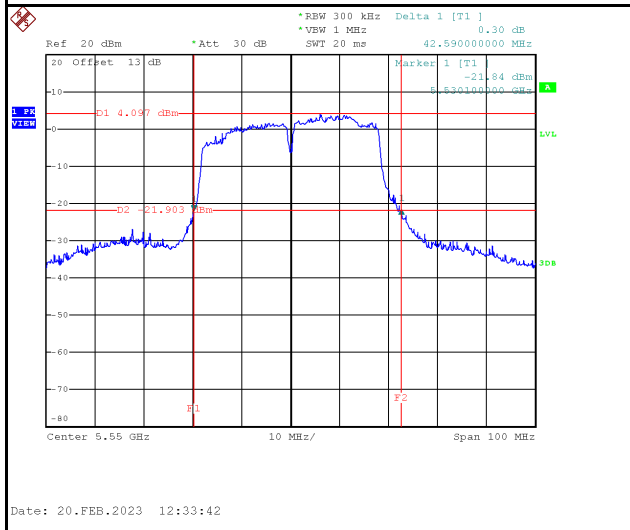


Test Frequency (MHz)	26 dB Bandwidth (MHz)	99 % Occupied Bandwidth (MHz)	Limit
5510	43.42	36.40	No limit
5550	42.59	36.40	No limit
5670	43.10	36.60	No limit

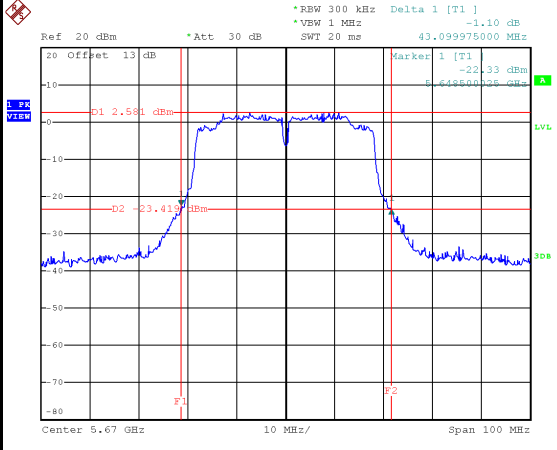
5510 MHz



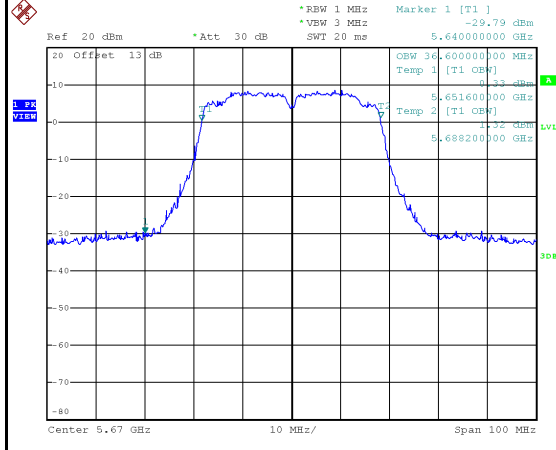
5550 MHz



5670 MHz



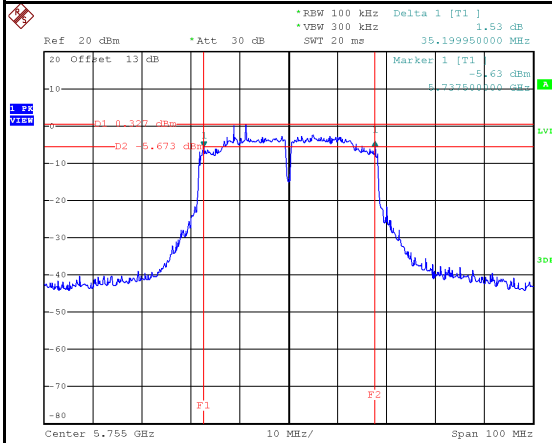
Date: 20.FEB.2023 21:33:18



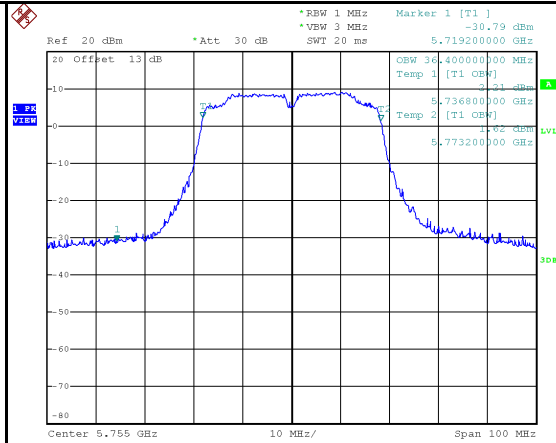
Date: 20.FEB.2023 21:32:38

Test Frequency (MHz)	6 dB Bandwidth (MHz)	99 % Occupied Bandwidth (MHz)	Minimum 6 dB Bandwidth Limit (kHz)	Result
5755	35.20	36.40	500	Pass
5795	30.80	39.40	500	Pass

5755 MHz

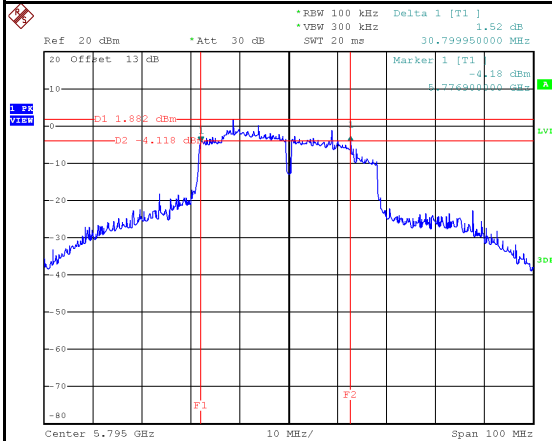


Date: 20.FEB.2023 14:59:45

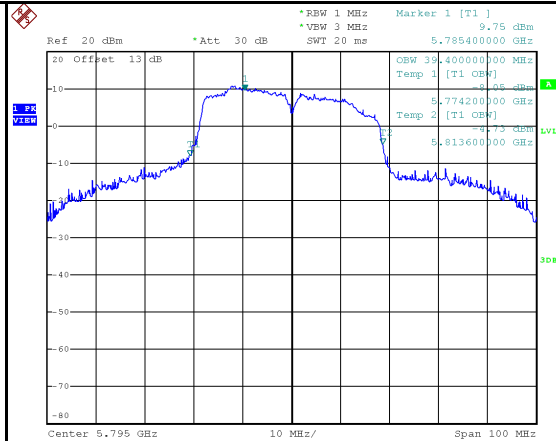


Date: 20.FEB.2023 14:59:05

5795 MHz



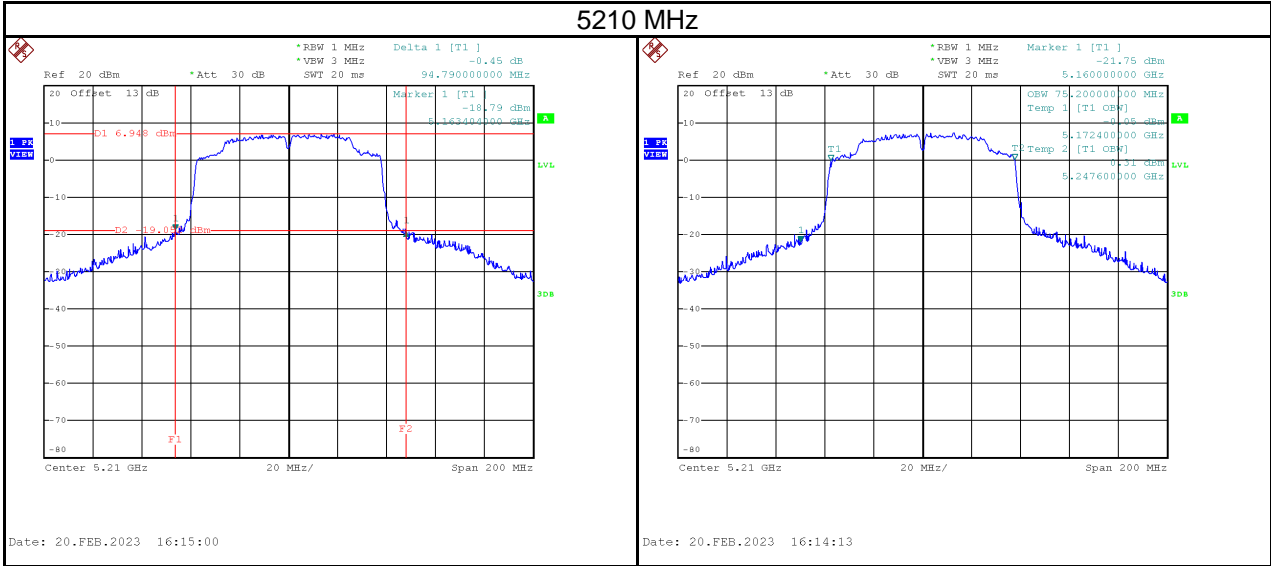
Date: 20.FEB.2023 15:06:19



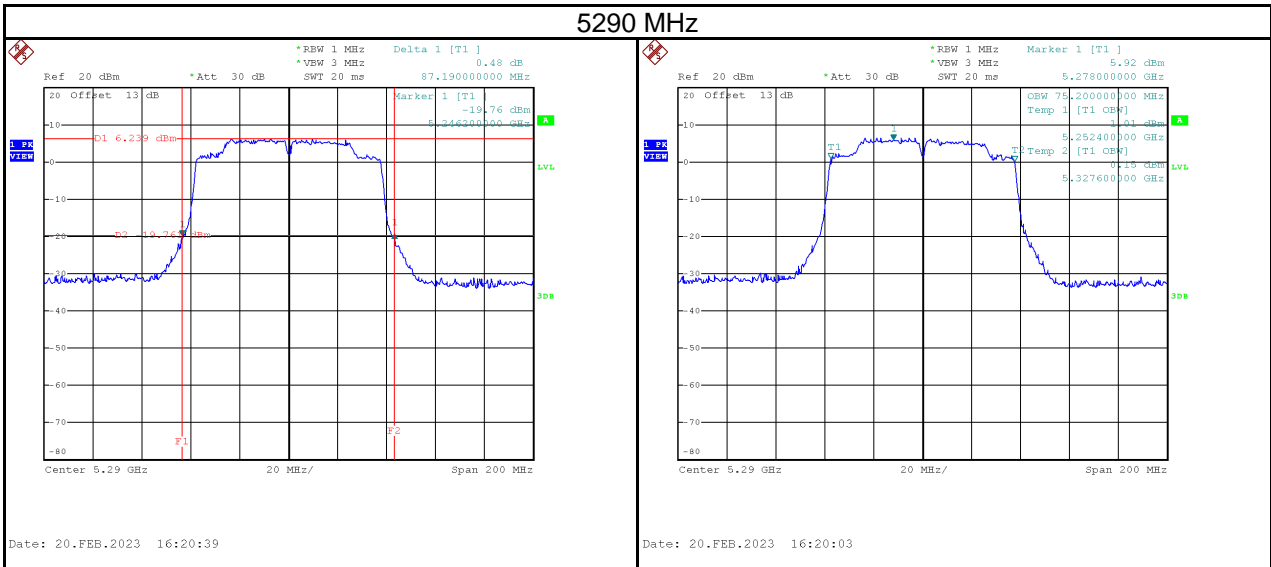
Date: 20.FEB.2023 15:05:37

Test Mode	IEEE 802.11ac (VHT80)_Aux Antenna
-----------	-----------------------------------

Test Frequency (MHz)	26 dB Bandwidth (MHz)	99 % Occupied Bandwidth (MHz)	Limit
5210	94.79	75.20	No limit

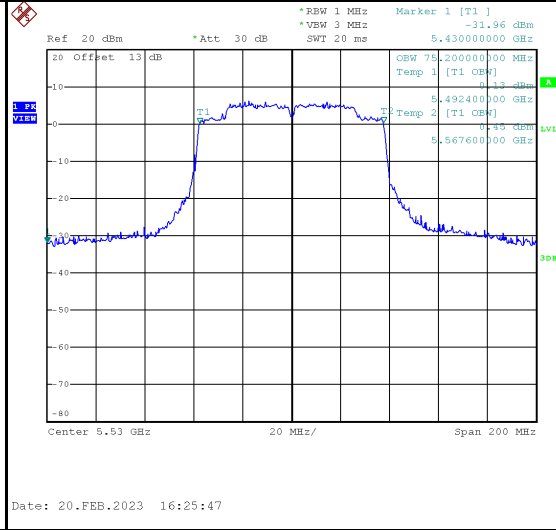
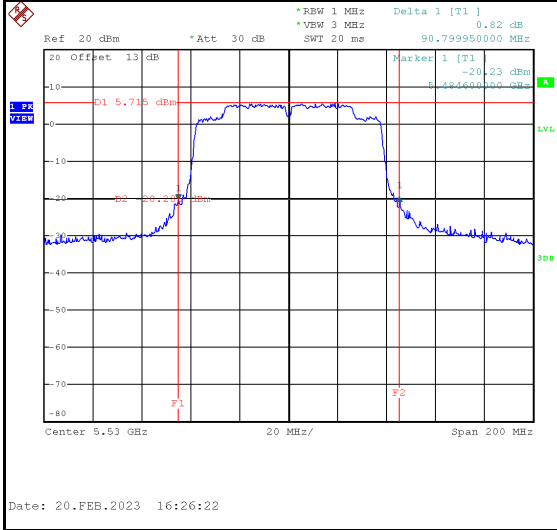


Test Frequency (MHz)	26 dB Bandwidth (MHz)	99 % Occupied Bandwidth (MHz)	Limit
5290	87.19	75.20	No limit

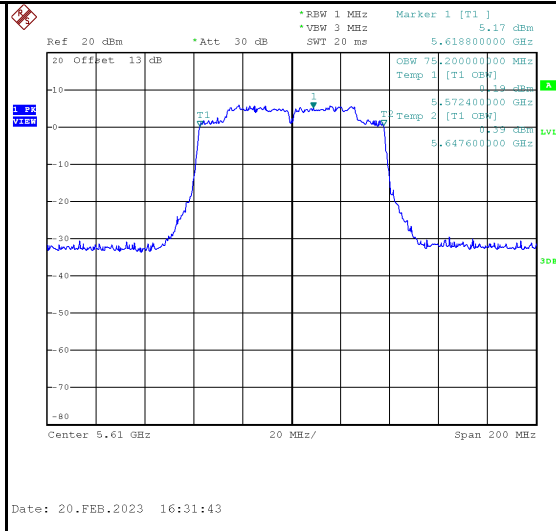
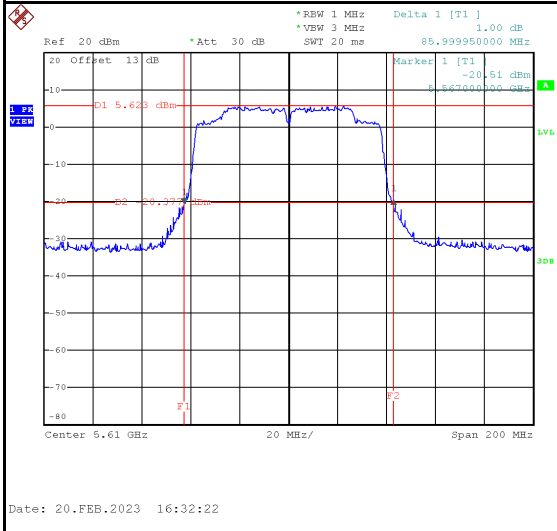


Test Frequency (MHz)	26 dB Bandwidth (MHz)	99 % Occupied Bandwidth (MHz)	Limit
5530	90.80	75.20	No limit
5610	86.00	75.20	No limit

5530 MHz

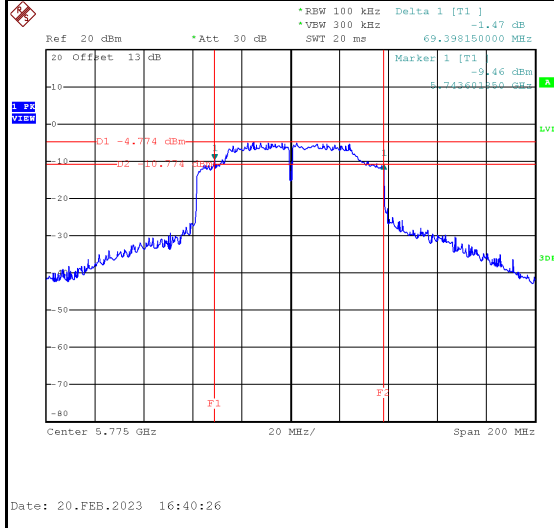


5610 MHz

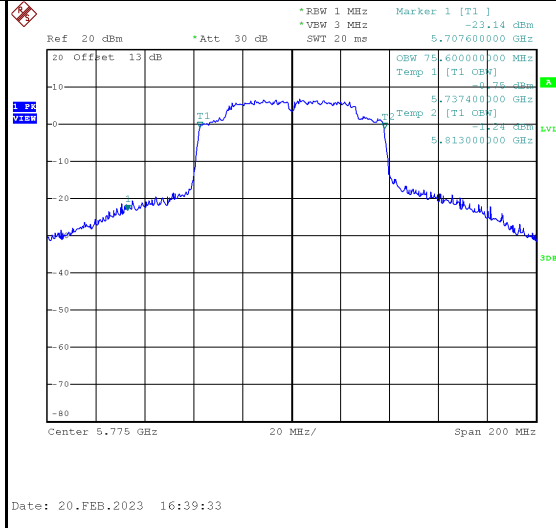


Test Frequency (MHz)	6 dB Bandwidth (MHz)	99 % Occupied Bandwidth (MHz)	Minimum 6 dB Bandwidth Limit (kHz)	Result
5775	69.40	75.60	500	Pass

5775 MHz



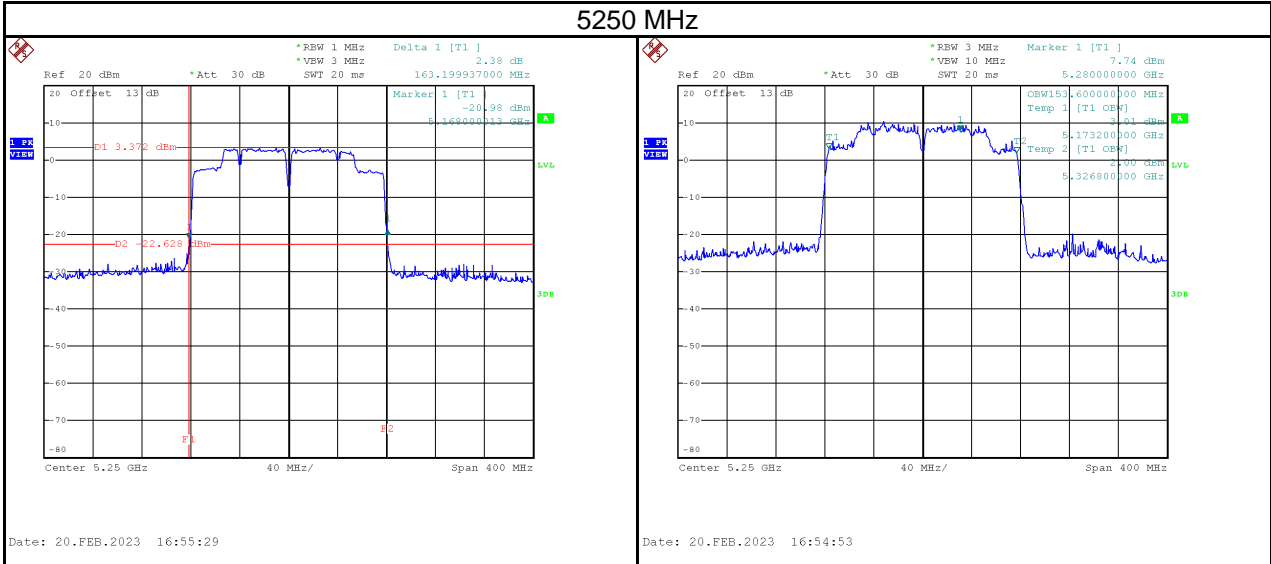
Date: 20.FEB.2023 16:40:26



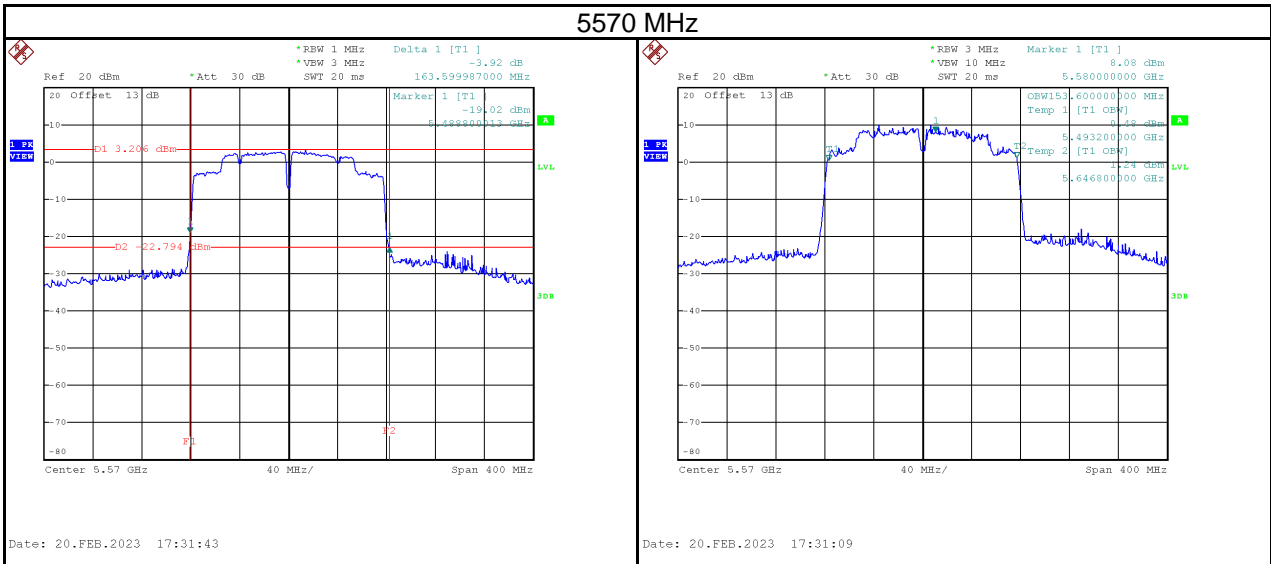
Date: 20.FEB.2023 16:39:33

Test Mode	IEEE 802.11ac (VHT160)_Aux Antenna
-----------	------------------------------------

Test Frequency (MHz)	26 dB Bandwidth (MHz)	99 % Occupied Bandwidth (MHz)	Limit
5250	163.20	153.60	No limit

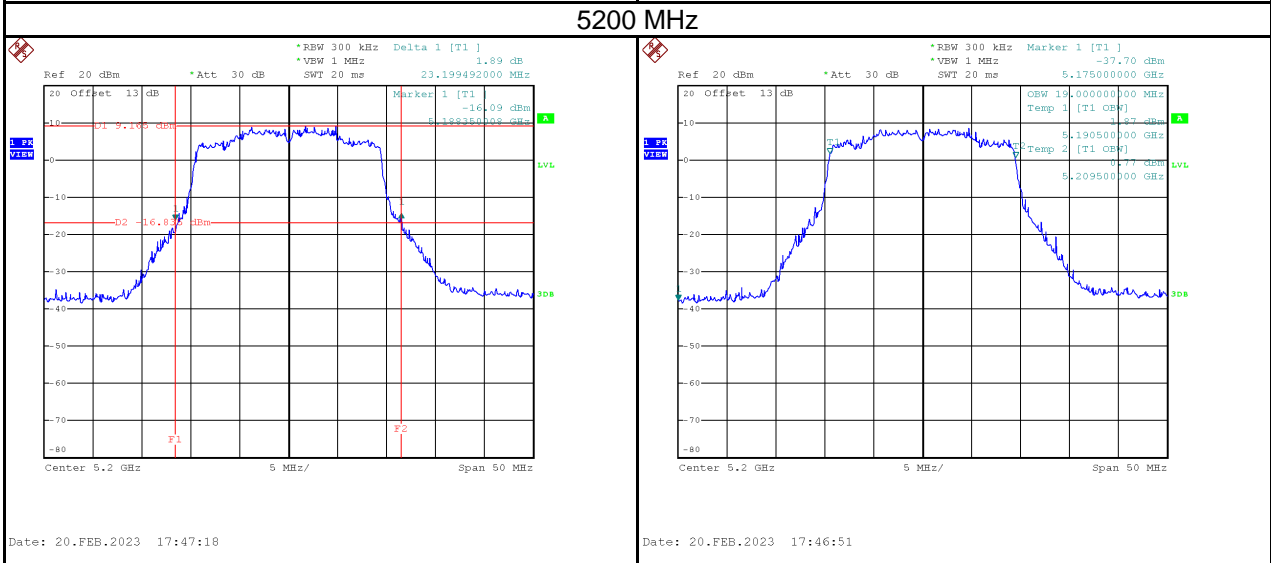
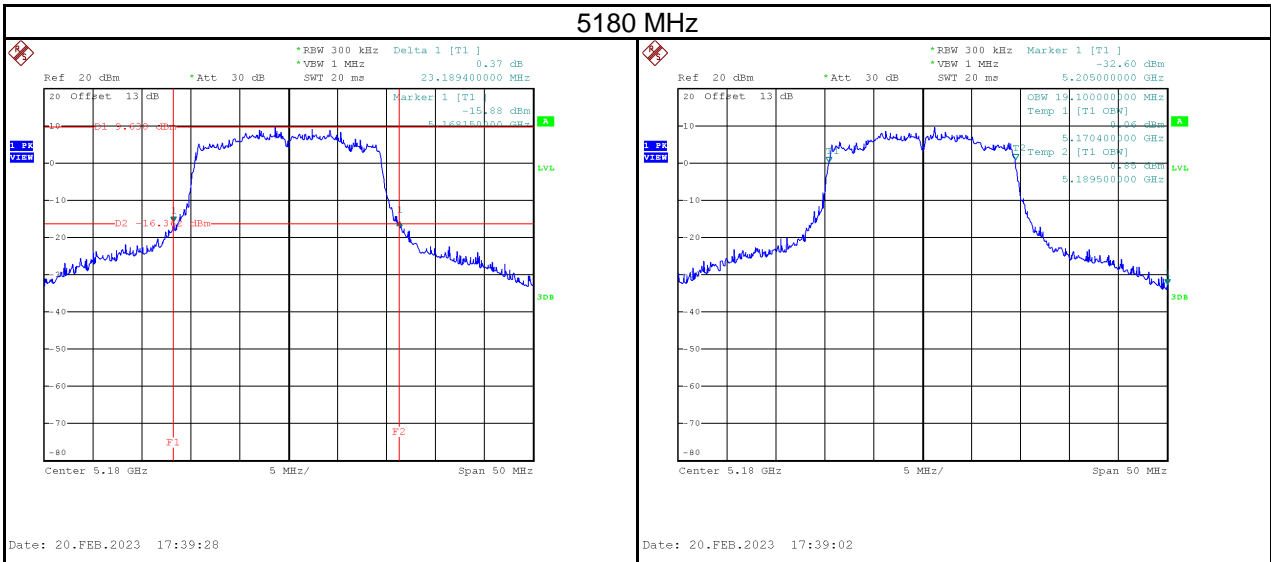


Test Frequency (MHz)	26 dB Bandwidth (MHz)	99 % Occupied Bandwidth (MHz)	Limit
5570	163.60	153.60	No limit

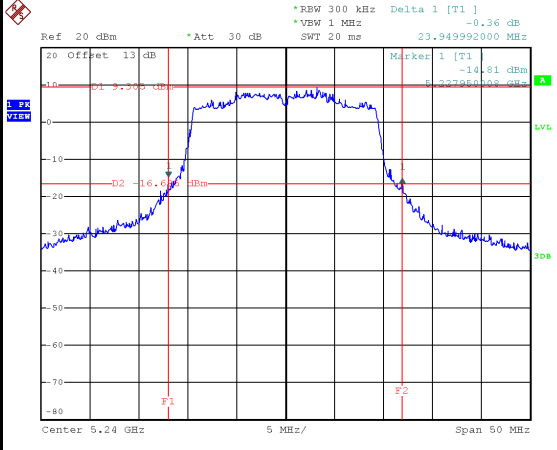


Test Mode	IEEE 802.11ax (HE20)_Aux Antenna
-----------	----------------------------------

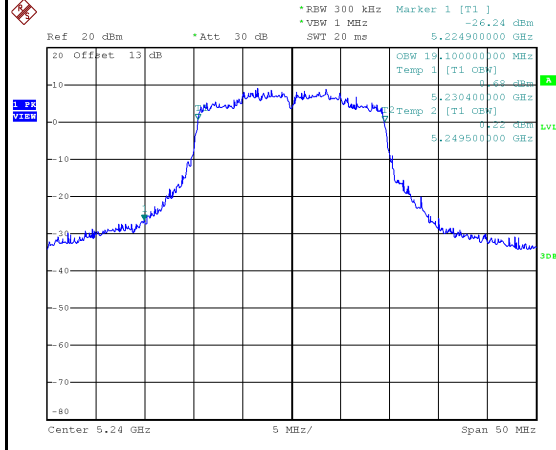
Test Frequency (MHz)	26 dB Bandwidth (MHz)	99 % Occupied Bandwidth (MHz)	Limit
5180	23.19	19.10	No limit
5200	23.20	19.00	No limit
5240	23.95	19.10	No limit



5240 MHz



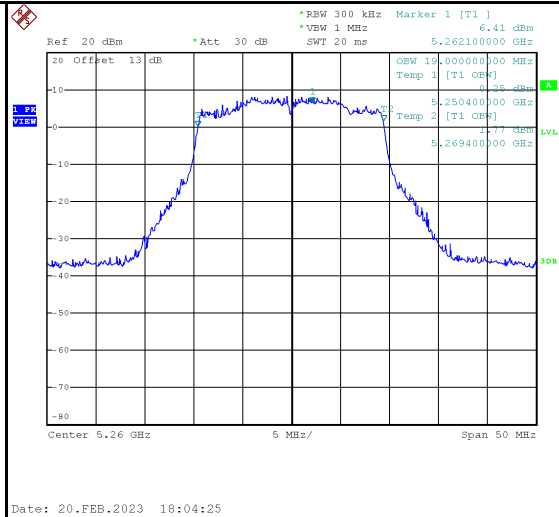
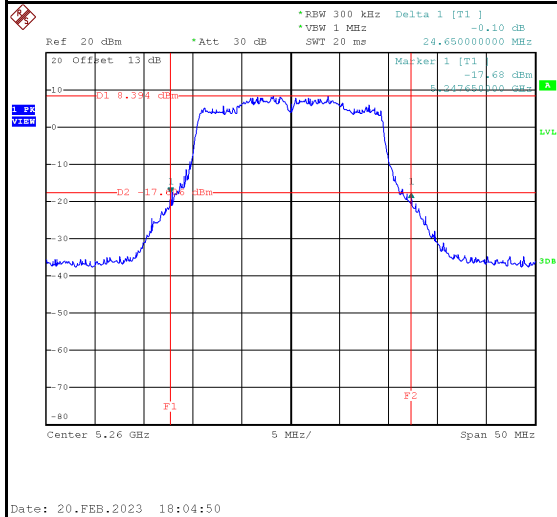
Date: 20.FEB.2023 17:50:54



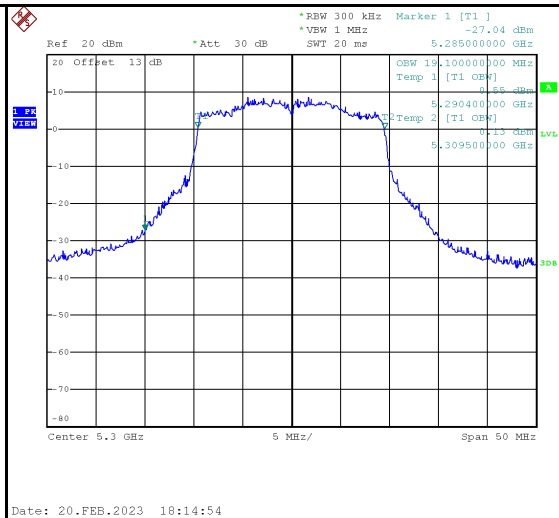
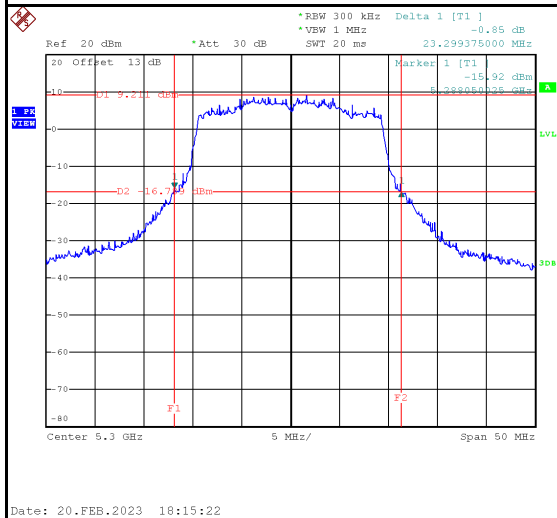
Date: 20.FEB.2023 17:50:29

Test Frequency (MHz)	26 dB Bandwidth (MHz)	99 % Occupied Bandwidth (MHz)	Limit
5260	24.65	19.00	No limit
5300	23.30	19.10	No limit
5320	24.05	19.00	No limit

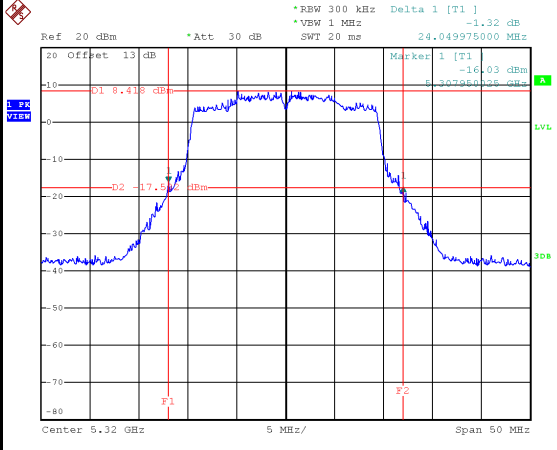
5260 MHz



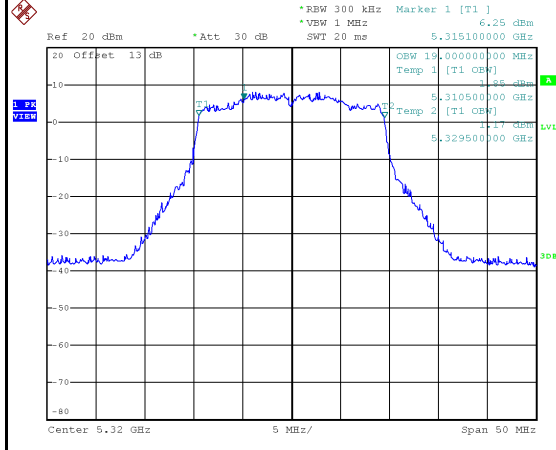
5300 MHz



5320 MHz



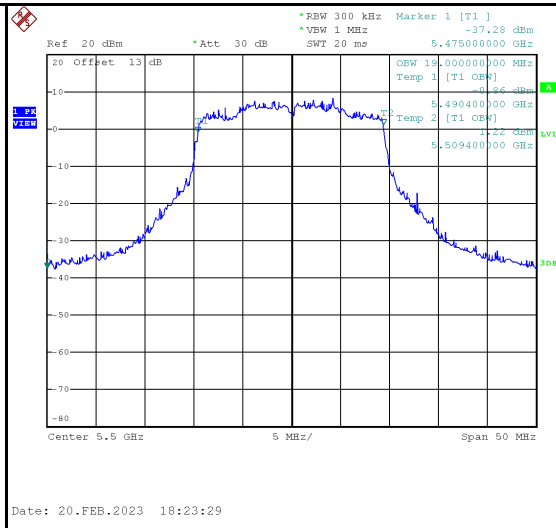
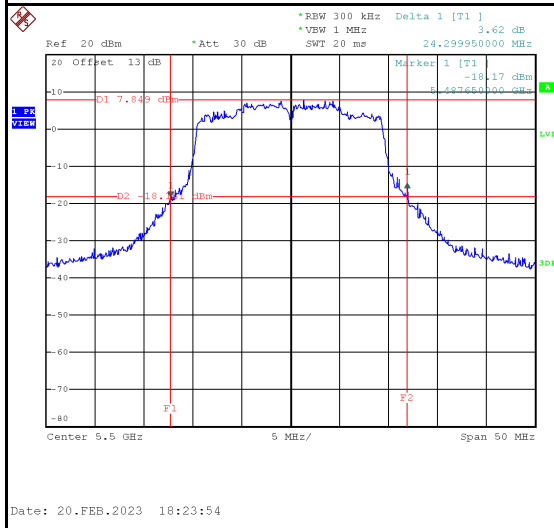
Date: 20.FEB.2023 18:19:43



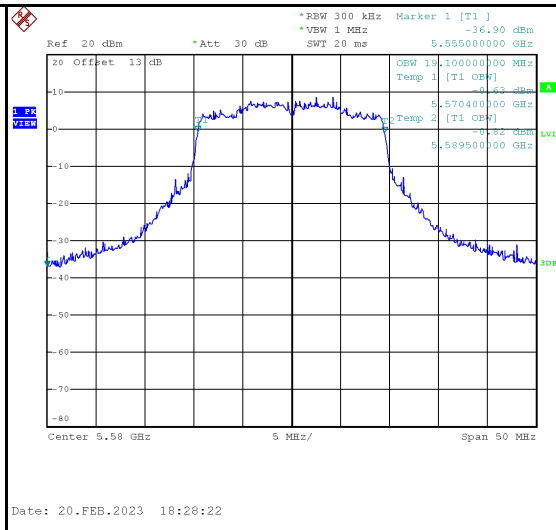
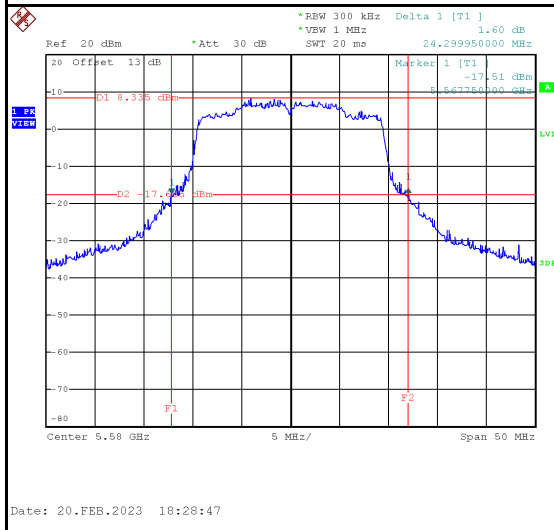
Date: 20.FEB.2023 18:19:17

Test Frequency (MHz)	26 dB Bandwidth (MHz)	99 % Occupied Bandwidth (MHz)	Limit
5500	24.30	19.00	No limit
5580	24.30	19.10	No limit
5700	23.11	19.10	No limit

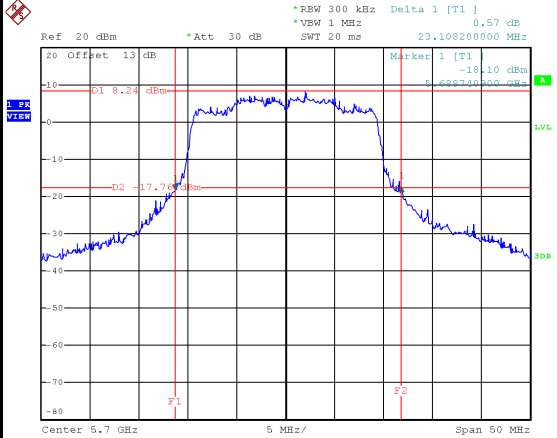
5500 MHz



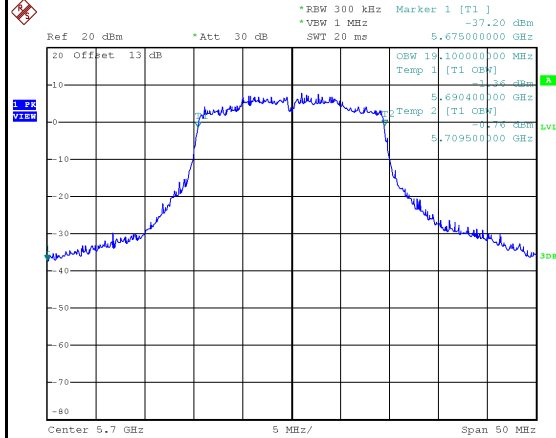
5580 MHz



5700 MHz



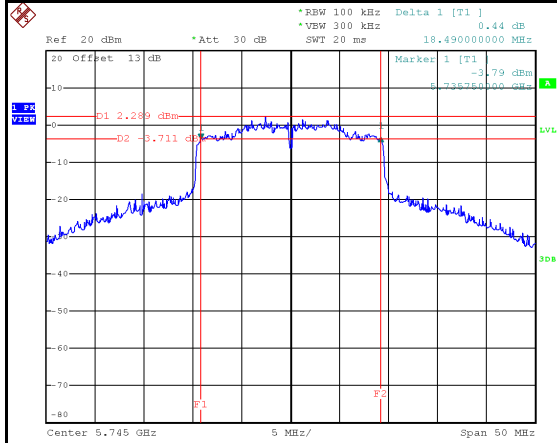
Date: 20.FEB.2023 18:33:13



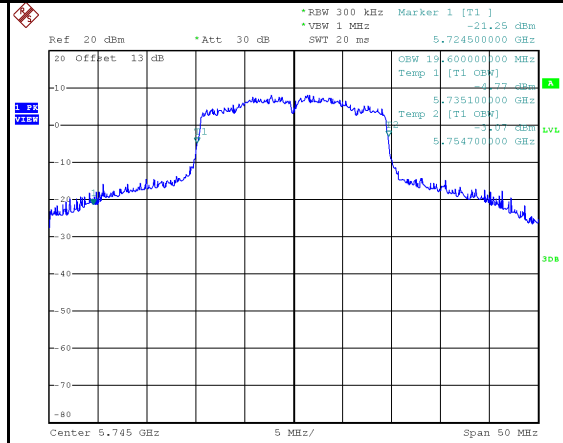
Date: 20.FEB.2023 18:32:47

Test Frequency (MHz)	6 dB Bandwidth (MHz)	99 % Occupied Bandwidth (MHz)	Minimum 6 dB Bandwidth Limit (kHz)	Result
5745	18.49	19.60	500	Pass
5785	18.45	19.00	500	Pass
5825	18.75	19.10	500	Pass

5745 MHz

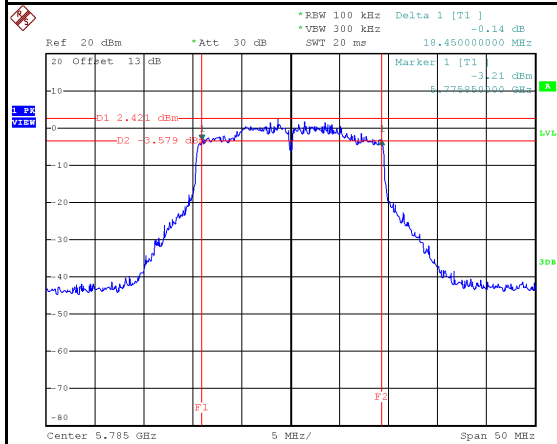


Date: 20.FEB.2023 10:38:25

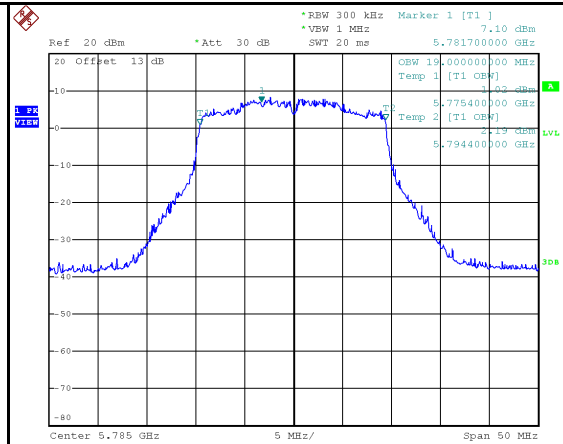


Date: 20.FEB.2023 10:37:55

5785 MHz



Date: 20.FEB.2023 10:50:23



Date: 20.FEB.2023 10:49:53