

A.6 POWER SPECTRAL DENSITY

Test Date	2018/10/24 ~ 30	Temp./Hum.	25°C/55%
Cable Loss	Band I: 2.92dB Band II-2A/2C: 3.37dB Band III: 3.91dB	Test Voltage	AC 120V, 60Hz (Via AC Adapter)
Simultaneous Factor 10 log(n) (Note: “n” is antenna number)			802.11a: 0 ; 802.11ac/n: 3

A.6.1 Power Spectral Density Result

Mode	UNII Band	Centre Frequency (MHz)	Power Spectral Density (dBm)	Limit
802.11a	I	5180	7.337	11 dBm/MHz
		5200	10.462	
		5240	10.385	
	II-2A	5260	10.006	
		5300	8.720	
		5320	5.737	
	II-2C	5500	5.619	
		5580	9.978	
		5700	7.156	
	III ^{Note2}	5745	7.800	30dBm/500 kHz
		5785	7.952	
		5825	6.862	

Note 1: All results have been included cable loss and Simultaneous Factor and correct duty factor.

Note 2: BWCF 6.99dB (100kHz converted to 500kHz) has been included in the test result.

Mode	UNII Band	Centre Frequency (MHz)	Power Spectral Density (dBm)	Limit	
802.11n-HT20	I	5180	7.878	11 dBm/MHz	
		5200	10.011		
		5240	10.210		
	II-2A	5260	7.976		
		5300	9.969		
		5320	7.007		
	II-2C	5500	6.370		
		5580	9.913		
		5700	9.039		
		5720	10.415		
	III ^{Note2}	5745	10.667		30dBm/500 kHz
5785		10.285			
5825		10.703			
802.11n-HT40	I	5190	1.821	11 dBm/MHz	
		5230	6.372		
	II-2A	5270	7.356		
		5310	3.343		
	II-2C	5510	1.183		
		5550	5.561		
		5670	7.182		
		5710	8.571		
	III ^{Note2}	5755	4.709		30dBm/500 kHz
		5795	7.130		

Note 1: All results have been included cable loss and Simultaneous Factor and correct duty factor.

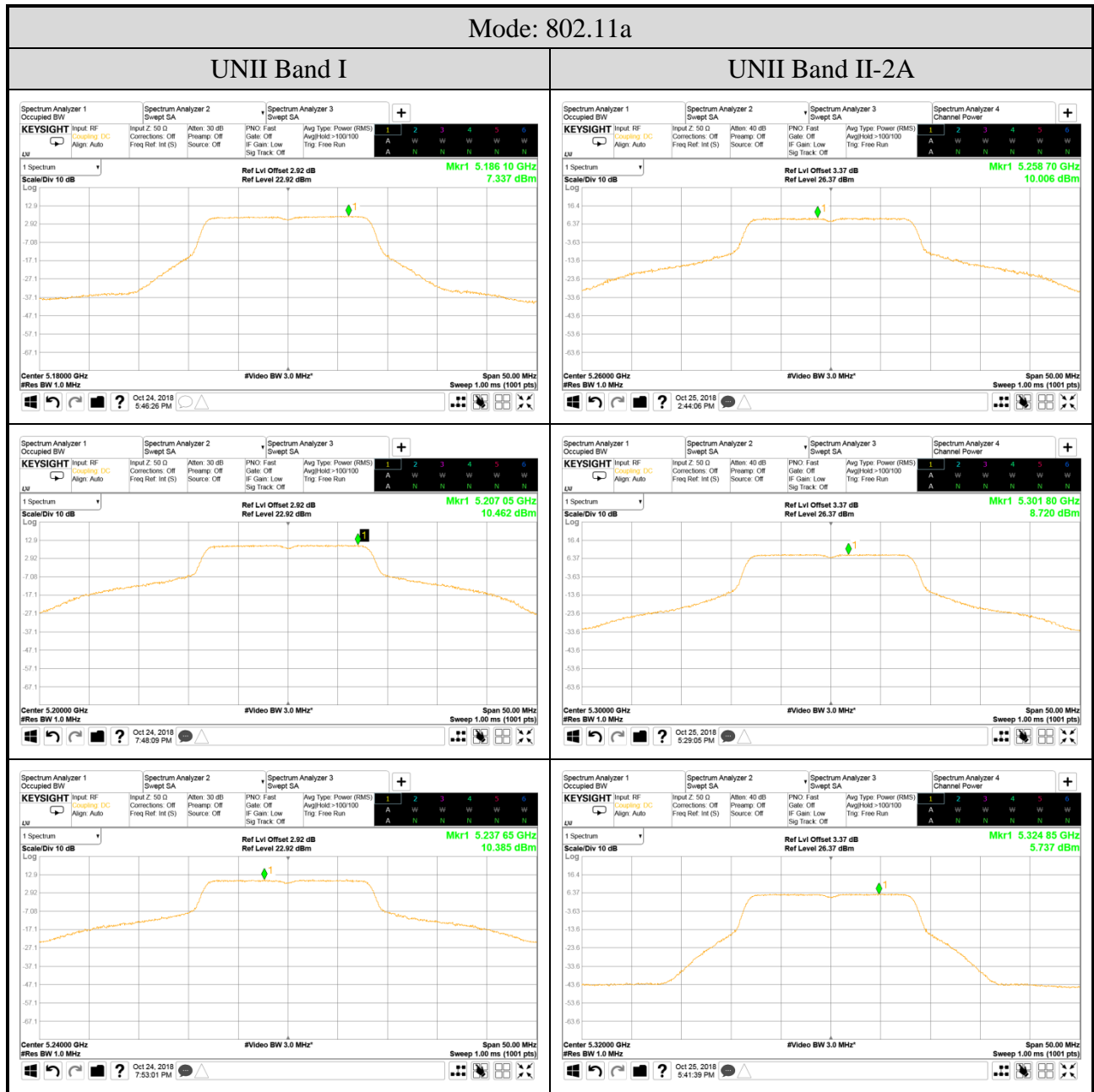
Note 2: BWCF 6.99dB (100kHz converted to 500kHz) has been included in the test result.

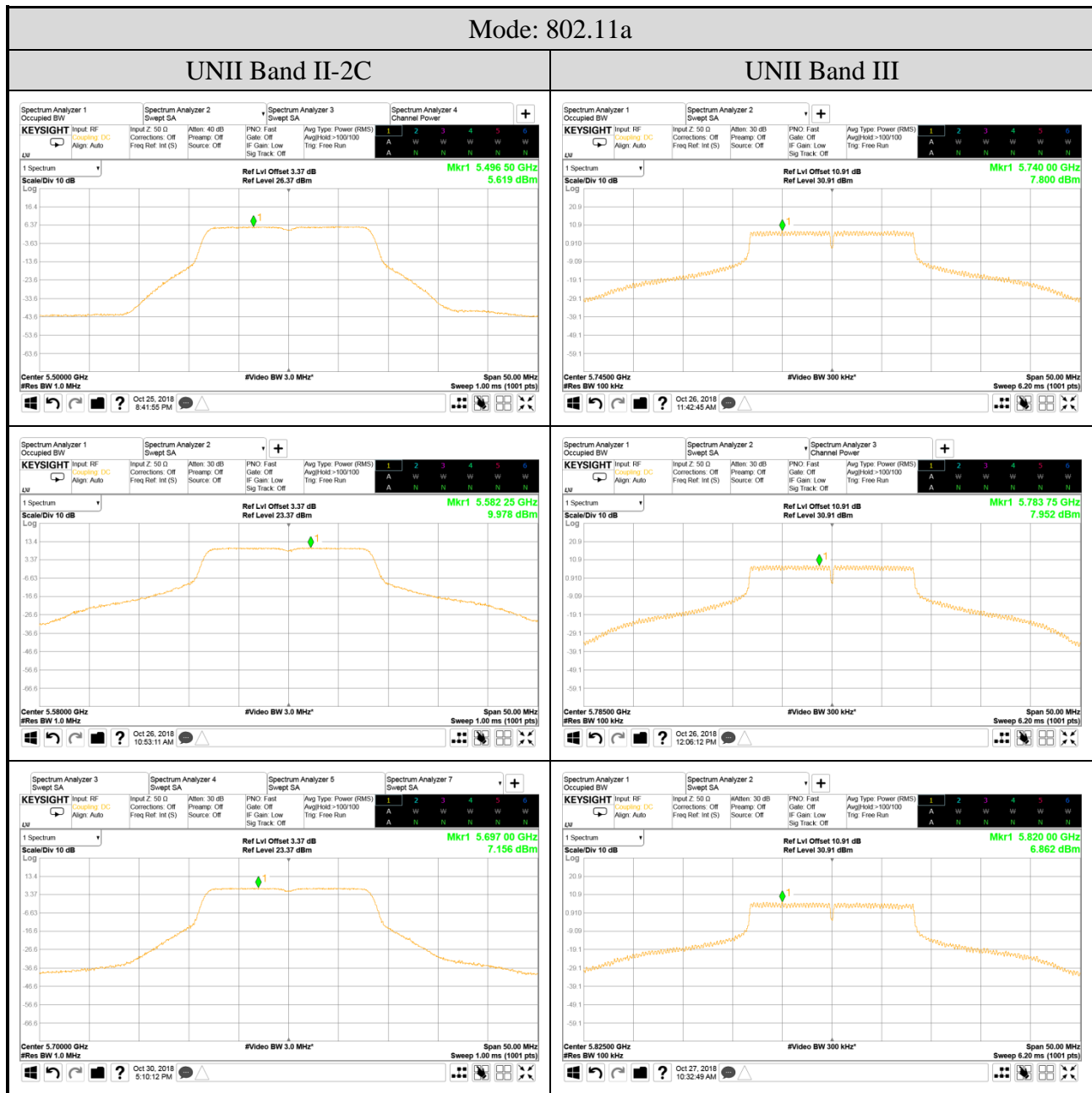
Modulation Type	UNII Band	Centre Frequency (MHz)	Power Spectral Density (dBm)	Limit
802.11ac-VHT80	I	5210	-3.200	11 dBm/MHz
	II-2A	5290	-1.621	
	II-2C	5530	-0.870	
		5610	3.972	
		5690	5.812	
III	5775	-0.920	30dBm/500 kHz	
802.11ac-VHT160	I	5250	6.56	11 dBm/MHz
	II-2C	5570	-5.204	

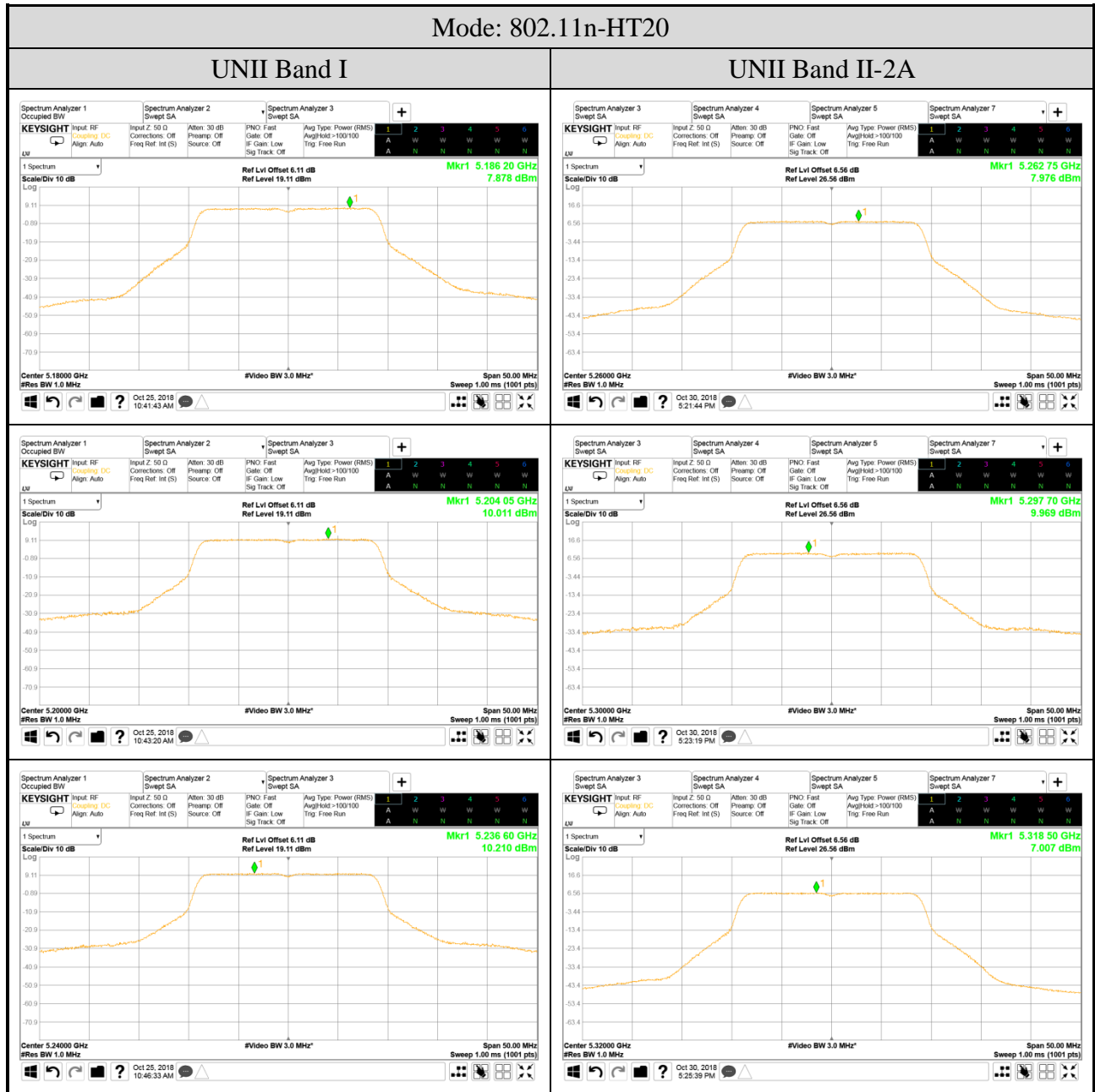
Note 1: All results have been included cable loss and Simultaneous Factor.

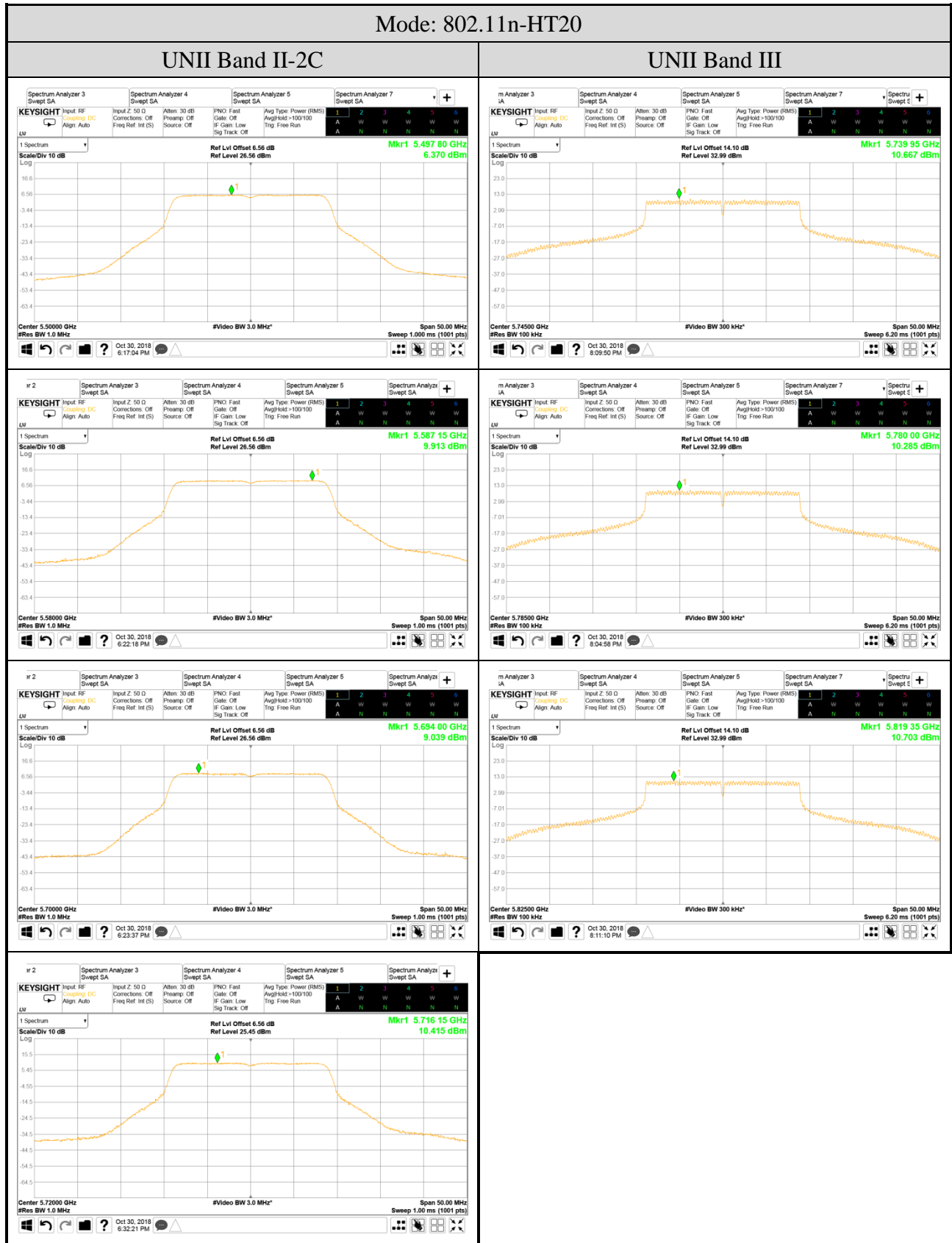
Note 2: BWCF 6.99dB (100kHz converted to 500kHz) has been included in the test result.

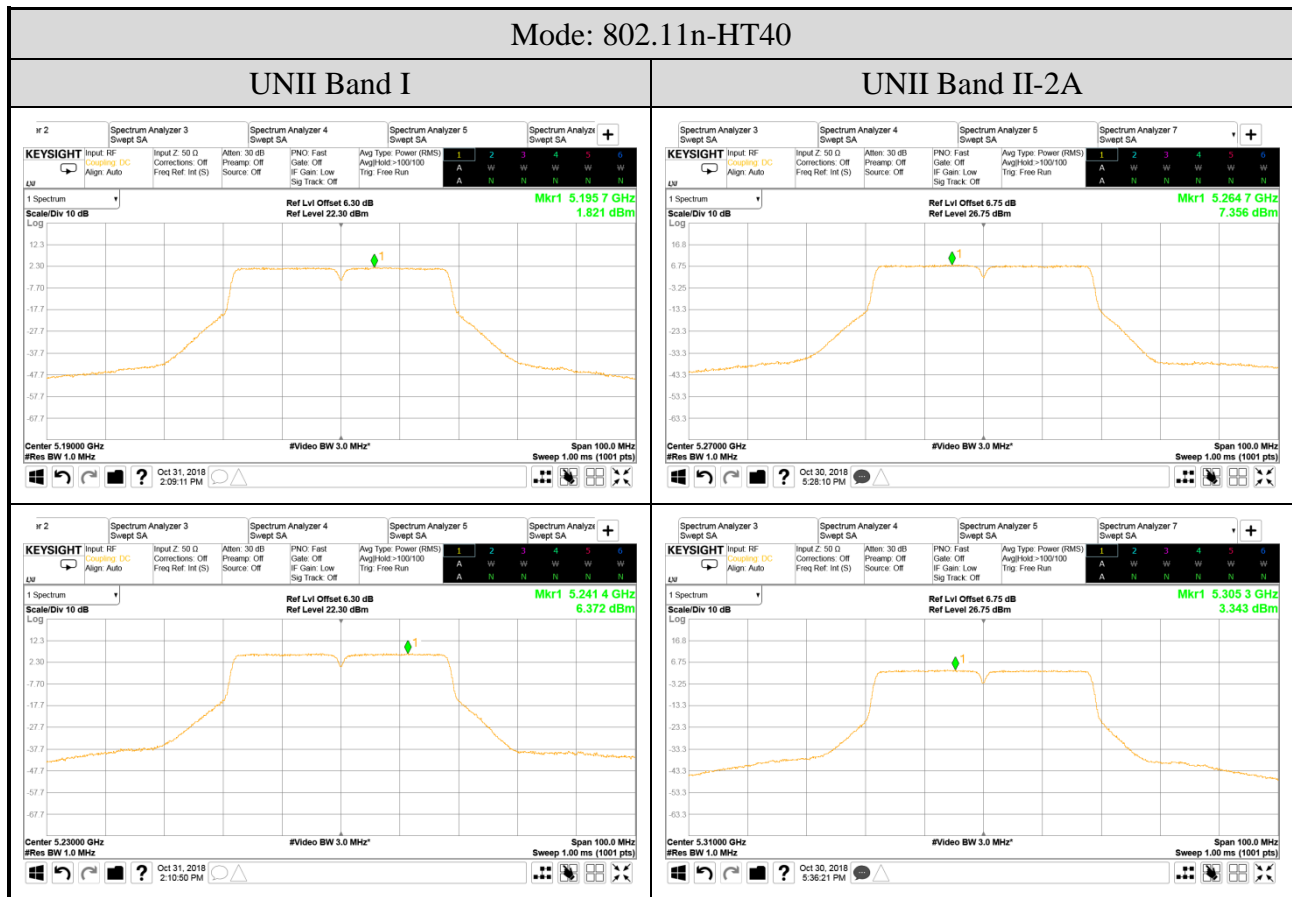
A.6.2 Measurement Plots







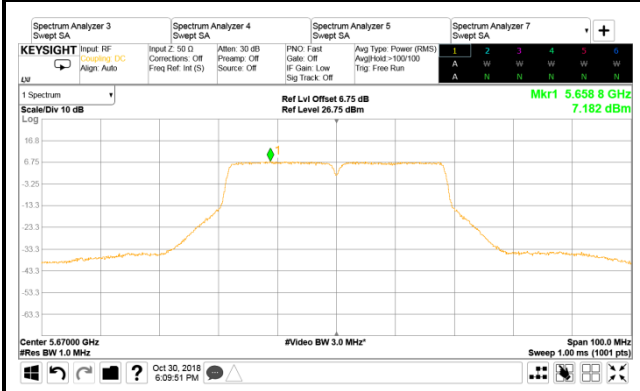
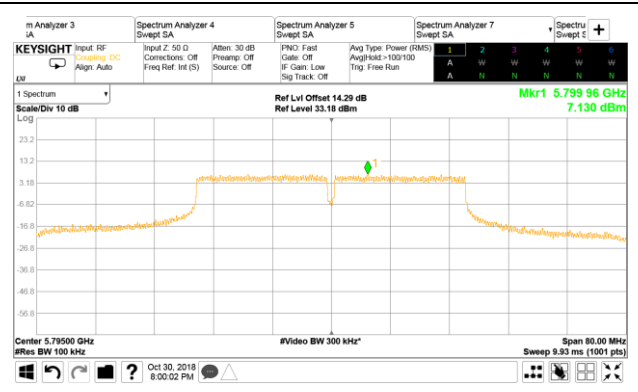
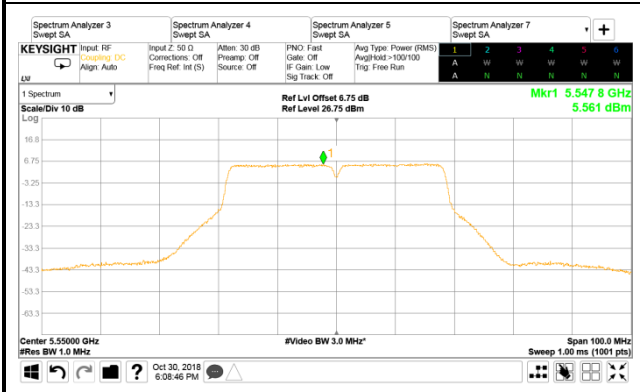
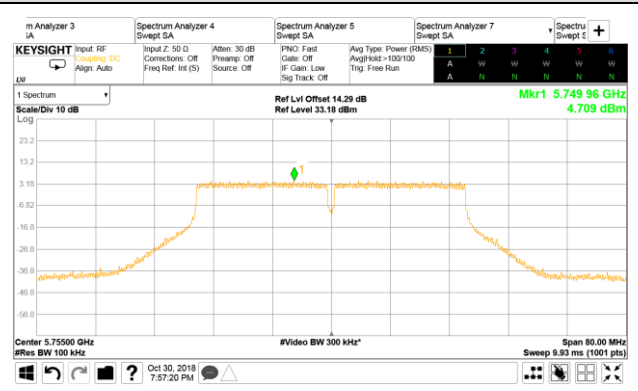
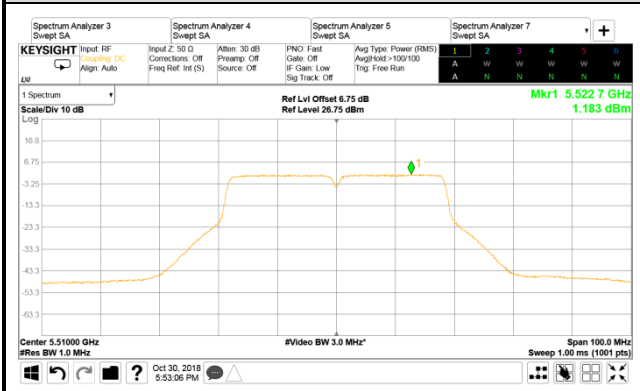


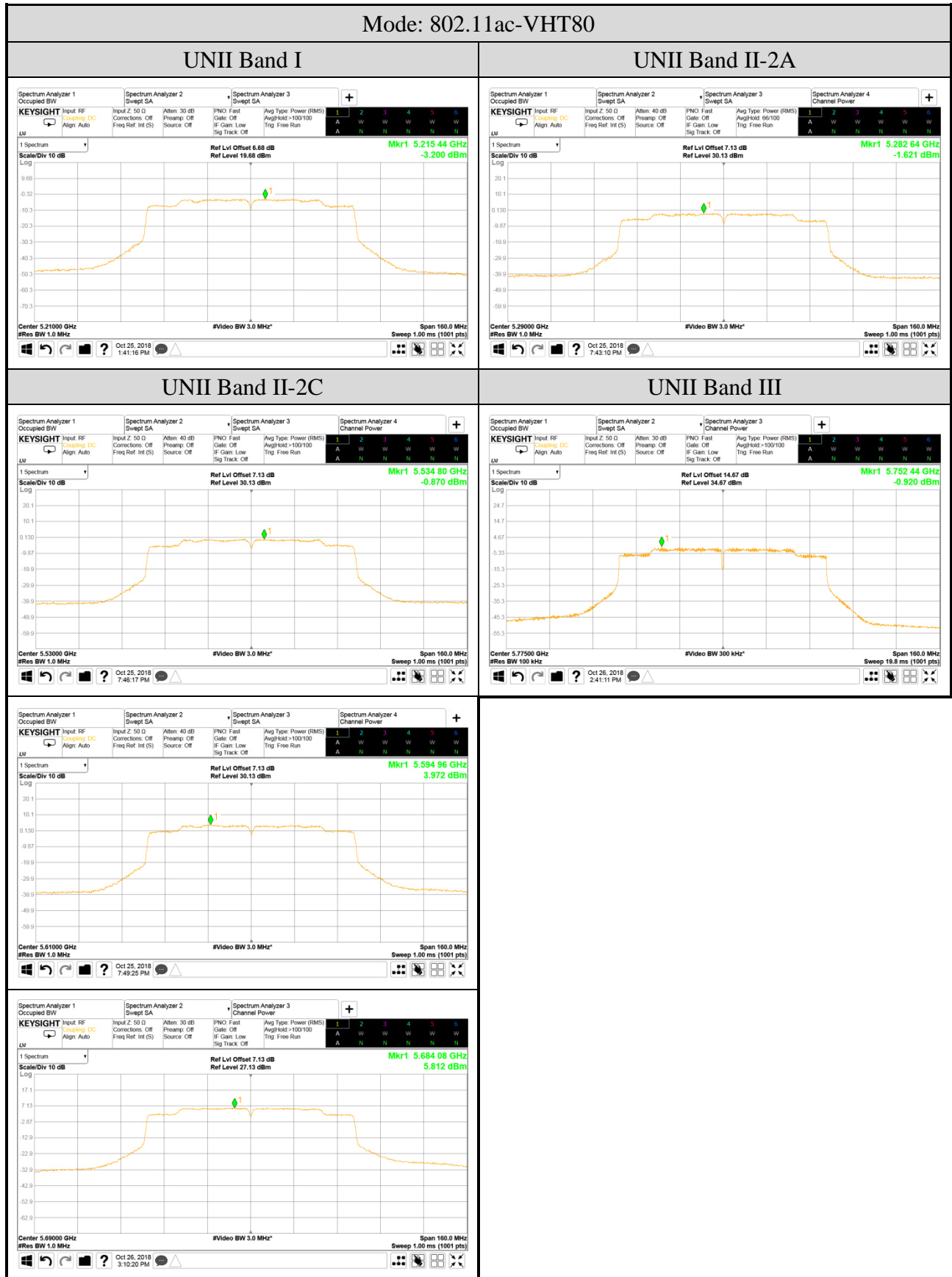


Mode: 802.11n-HT40

UNII Band II-2C

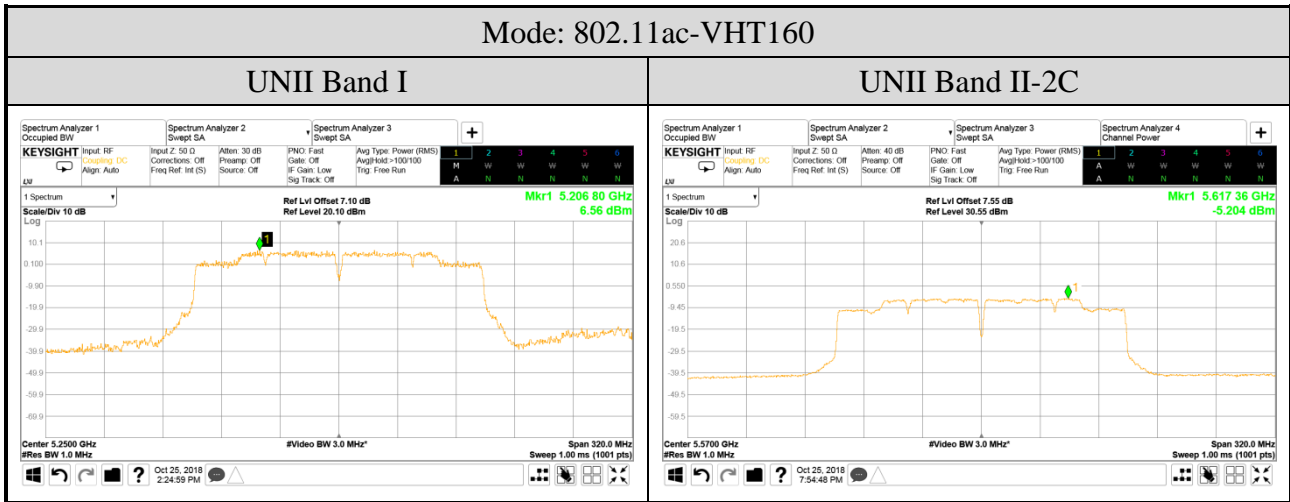
UNII Band III





Audix Technology Corp.
 No. 53-11, Dingfu, Linkou, Dist.,
 New Taipei City 244, Taiwan

Tel: +886 2 26099301
Fax: +886 2 26099303



A.7 FREQUENCY STABILITY

Test Date	2018/11/01	Temp./Hum.	25°C/55%
Cable Loss	2.92dB	Test Voltage	AC 120V, 60Hz (via AC Adapter)

A.7.1 Frequency stability Result

Temperature (°C)	Voltage (Vac)	Centre Frequency (MHz)	Measurement Value (MHz)	Frequency Stability (ppm)
25	120	5180	5180.004	0.772
-30	102		5179.964	-6.950
	138		5179.972	-5.405
-20	102		5179.976	-4.633
	138		5179.982	-3.475
-10	102		5179.991	-1.737
	138		5179.996	-0.772
0	102		5180.002	0.386
	138		5180.009	1.737
10	102		5180.008	1.544
	138		5180.019	3.668
20	102		5180.014	2.703
	138		5180.025	4.826
30	102		5180.021	4.054
	138		5180.031	5.985
40	102		5180.034	6.564
	138		5180.038	7.336
50	102		5180.041	7.915
	138		5180.046	8.880



Audix Technology Corp.
No. 53-11, Dingfu, Linkou, Dist.,
New Taipei City 244, Taiwan

Tel: +886 2 26099301
Fax: +886 2 26099303

APPDNDIX B

TEST PHOTOGRAPHS

(Model: 17Z990)