

A.3 MAXIMUM OUTPUT POWER AND EMISSION/OCCUPIED

BANDWIDTH

Test Date	2024/10/03 ~ 9	Temp./Hum.	24 ~ 25°C/58 ~ 61%
Cable Loss	1.0dB	Tested By	Ryan Chiang
Test Voltage	AC 120V 60Hz (Via AC Adapter)		

A.3.1 Average Output Power and Emission/Occupied Bandwidth

Mode 802.11a	Centre Frequency (MHz)	Bandwidth(MHz)				Average Output Power (dBm)		Duty Cycle Factor (dB) 10log(1/X)	Max Average Output Power (dBm) ^{Note 2}	Limit (dBm)	Limit(11dBm +10 log B) ^{Note 3}
		Emission (26dB) Bandwidth		Occupied (99%) Bandwidth		Aux	Main				
		Aux	Main	Aux	Main						
U-NII Band 1	5180	22.16	22.33	16.43	16.44	15.56	15.92	15.92	24	N/A	
	5200	21.60	22.48	16.41	16.46	15.92	15.47	15.92			
	5240	22.68	22.63	16.45	16.45	15.70	16.06	16.06			
U-NII Band 2A	5260	22.24	21.75	16.48	16.43	15.61	15.91	15.91	24	24.37	
	5300	21.93	21.32	16.46	16.43	16.09	15.54	16.09		24.29	
	5320	22.01	21.47	16.44	16.47	15.43	15.63	15.63		24.32	
U-NII Band 2C	5500	22.06	22.32	16.45	16.44	16.05	15.61	16.05	24	24.44	
	5580	21.35	21.76	16.45	16.45	16.50	15.41	16.50		24.29	
	5700	22.23	22.58	16.48	16.46	16.67	16.02	16.67		24.47	
	5720	22.37	21.23	16.41	16.42	16.34	16.05	16.34		24.27	
Mode 802.11a	Centre Frequency (MHz)	Bandwidth(MHz)				Average Output Power (dBm)		Duty Cycle Factor (dB) 10log(1/X)	Max Average Output Power (dBm) ^{Note 2}	Limit (dBm)	Limit(11dBm +10 log B) ^{Note 3}
		Emission (6dB) Bandwidth		Occupied (99%) Bandwidth		Aux	Main				
		Aux	Main	Aux	Main						
U-NII Band 3	5745	16.47	16.44	16.45	16.42	16.29	15.82	16.29	30	N/A	
	5785	16.38	16.41	16.46	16.46	16.15	15.66	16.15			
	5825	16.40	16.44	16.46	16.45	15.77	15.83	15.83			

Note: 1. The results have been included cable loss.

2. Max Average Output Power (dBm) = Max of each average output power (dBm)+ Duty Cycle Factor (dB) when duty cycle is less than 98%, please refer to section 3.7.

3. B is the 26 dB emission bandwidth.

Audix Technology Corp.
 No. 491, Zhongfu Rd., Linkou Dist.,
 New Taipei City244, Taiwan

Tel: +886 2 26099301
Fax: +886 2 26099303

Mode 802.11a	Centre Frequency (MHz)	Bandwidth(MHz)				Average Output Power (dBm)		Duty Cycle Factor (dB) 10log(1/X)	Antenna Gain (dBi)		Max Average Output Power (EIRP) ^{Note2}	Limit (EIRP)
		Emission (6dB)		Occupied (99%) Bandwidth		AUX	Main		AUX	Main		
		AUX	Main	AUX	Main							
U-NII Band 4	5845	16.42	16.42	16.45	16.44	16.02	15.80	N/A	2.30	2.50	18.32	30
	5865	16.42	16.42	16.45	16.42	16.45	15.69		2.30	2.50	18.75	
	5885	16.39	16.43	16.43	16.45	15.98	15.61		2.30	2.50	18.28	

Note: 1. The results have been included cable loss.

2. Max Average Output Power (EIRP) = Max of average output power (AUX or Main) (dBm)+ Antenna Gain (dBi) + Duty Cycle Factor (dB) when duty cycle is less than 98%.

Mode 802.11n-HT20	Centre Frequency (MHz)	Bandwidth(MHz)				Average Output Power (dBm)		Duty Cycle Factor (dB) 10log(1/X)	Total Average Output Power (dBm) ^{Note 2}	Limit (dBm)	Limit(11dBm +10 log B) ^{Note 3}
		Emission (26dB) Bandwidth		Occupied (99%) Bandwidth		Aux	Main				
		Aux	Main	Aux	Main						
U-NII Band 1	5180	22.18	23.24	17.65	17.67	15.61	15.45	18.54	24	N/A	
	5200	22.27	23.08	17.64	17.65	15.88	15.69	18.80			
	5240	22.67	23.19	17.63	17.64	16.08	16.03	19.07			
U-NII Band 2A	5260	21.93	23.16	17.64	17.64	16.01	15.62	18.83		24.41	
	5300	22.95	23.71	17.66	17.64	15.62	15.91	18.78		24.61	
	5320	22.93	22.96	17.64	17.65	15.42	15.66	18.55		24.60	
U-NII Band 2C	5500	22.60	21.93	17.65	17.68	15.83	15.33	18.60		24.41	
	5580	23.20	22.69	17.66	17.64	16.52	15.37	18.99		24.56	
	5700	22.82	23.16	17.64	17.65	16.63	16.10	19.38		24.58	
	5720	22.49	23.32	17.64	17.63	16.11	15.81	18.97		24.52	
U-NII Band 3	5745	17.70	17.70	17.61	17.63	16.16	16.03	19.11	30	N/A	
	5785	17.70	17.71	17.63	17.64	16.28	15.65	18.99			
	5825	17.67	17.68	17.65	17.65	16.05	15.88	18.98			

Note: 1. The results have been included cable loss.

2. According to KDB 662911 D01 E)1), Total average output power(dBm) = Sum to individual output power (dBm)+ duty cycle factor(dB) when duty cycle is less than 98%, please refer to section 3.7.

3. B is the 26 dB emission bandwidth.

Mode	Centre Frequency (MHz)	Bandwidth(MHz)				Average Output Power (dBm)		Duty Cycle Factor (dB) 10log(1/X)	Directional gain (dBi) ^{Note 3}	Total Average Output Power (EIRP) ^{Note 2}	Limit (EIRP)
		Emission (6dB) Bandwidth		Occupied (99%) Bandwidth		AUX	Main				
		AUX	Main	AUX	Main						
802.11n-HT20 U-NII Band 4	5845	17.66	17.30	17.66	17.64	16.07	15.32	N/A	2.40	21.12	30
	5865	17.73	17.67	17.65	17.64	15.75	15.44		2.40	21.01	
	5885	17.70	17.70	17.64	17.65	15.73	15.65		2.40	21.10	

Note: 1. The results have been included cable loss.

2. According to KDB 662911 D01 E)1), Total E.I.R.P.(dBm) = Sum to individual output power (dBm)+ Directional gain (dBi) + duty cycle factor(dB) when duty cycle is less than 98%.

3. According to KDB 662911 D01 d) ii), transmit signals are completely uncorrelated, then

$$\text{Directional gain} = 10 \log[(10^{G1/10} + 10^{G2/10} + \dots + 10^{GN/10})/N_{\text{ANT}}] \text{ dBi}$$

$$\text{Directional gain} = 10 \log[(10^{2.5/10} + 10^{2.3/10})/2] = 2.40\text{dBi}$$

The MIMO is uncorrelated and supported SDM(Spatial Division Multiplexing) mode only. This radio device doesn't support beamforming and Cyclic Delay Diversity (CDD).

Mode 802.11n-HT40	Centre Frequency (MHz)	Bandwidth(MHz)				Average Output Power (dBm)		Duty Cycle Factor (dB) 10log(1/X)	Total Average Output Power (dBm) ^{Note 2}	Limit (dBm)	Limit(11dBm+1 0 log B) ^{Note 3}
		Emission (26dB) Bandwidth		Occupied (99%) Bandwidth		Aux	Main				
		Aux	Main	Aux	Main						
U-NII Band 1	5190	41.43	40.88	36.04	36.03	15.54	15.44	N/A	24	N/A	
	5230	42.26	41.09	36.05	36.07	15.95	15.47				
U-NII Band 2A	5270	40.75	40.57	36.00	36.00	15.59	16.06				
	5310	41.20	41.27	36.01	35.98	15.44	15.57				
U-NII Band 2C	5510	40.94	41.52	35.98	36.01	15.84	15.73				
	5550	41.96	40.56	36.04	36.06	16.22	15.37				
	5670	40.81	40.97	36.08	35.97	16.09	16.14				
	5710	41.51	41.59	36.06	36.00	16.30	16.10				
Mode 802.11n-HT40	Centre Frequency (MHz)	Bandwidth(MHz)				Average Output Power (dBm)		Duty Cycle Factor (dB) 10log(1/X)	Total Average Output Power (dBm) ^{Note 2}	Limit (dBm)	Limit(11dBm+1 0 log B) ^{Note 3}
		Emission (6dB) Bandwidth		Occupied (99%) Bandwidth		Aux	Main				
		Aux	Main	Aux	Main						
U-NII Band 3	5755	36.42	36.44	36.06	36.06	15.92	16.13	N/A	30	N/A	
	5795	36.42	36.08	35.99	36.02	16.28	15.98				

Note: 1. The results have been included cable loss.

2. According to KDB 662911 D01 E)1), Total average output power(dBm) = Sum to individual output power (dBm)+ duty cycle factor(dB) when duty cycle is less than 98%, please refer to section 3.7.

3. B is the 26 dB emission bandwidth.

Mode 802.11n-HT40	Centre Frequency (MHz)	Bandwidth(MHz)				Average Output Power (dBm)		Duty Cycle Factor (dB) 10log(1/X)	Directional gain (dBi) ^{Note 3}	Total Average Output Power (ERP) ^{Note 2}	Limit (EIRP)
		Emission (6dB) Bandwidth		Occupied (99%) Bandwidth		AUX	Main				
		AUX	Main	AUX	Main						
U-NII Band 4	5835	36.40	36.36	36.03	36.06	16.07	15.80	N/A	2.40	21.35	30
	5875	36.42	36.29	36.03	36.04	15.70	15.67				

3. According to KDB 662911 D01 d) ii), transmit signals are completely uncorrelated, then

$$\text{Directional gain} = 10 \log[(10^{G1/10} + 10^{G2/10} + \dots + 10^{GN/10})/N_{ANT}] \text{ dBi}$$

$$\text{Directional gain} = 10 \log[(10^{2.5/10} + 10^{2.3/10})/2] = 2.40\text{dBi}$$

The MIMO is uncorrelated and supported SDM(Spatial Division Multiplexing) mode only. This radio device doesn't support beamforming and Cyclic Delay Diversity (CDD).

Mode 802.11ac- VHT20	Centre Frequency (MHz)	Bandwidth(MHz) ^{Note 4}				Average Output Power (dBm)		Duty Cycle Factor (dB) 10log(1/X)	Total Average Output Power (dBm) ^{Note 2}	Limit (dBm)		
		Emission (26dB) Bandwidth		Occupied (99%) Bandwidth		Aux	Main					
		Aux	Main	Aux	Main							
U-NII Band 1	5180	N/A	N/A	N/A	N/A	15.54	15.36	N/A	24			
	5200	N/A	N/A	N/A	N/A	15.76	15.55					
	5240	N/A	N/A	N/A	N/A	16.03	16.05					
U-NII Band 2A	5260	N/A	N/A	N/A	N/A	15.98	15.55					
	5300	N/A	N/A	N/A	N/A	15.56	15.87					
	5320	N/A	N/A	N/A	N/A	15.38	15.41					
U-NII Band 2C	5500	N/A	N/A	N/A	N/A	15.75	15.23					
	5580	N/A	N/A	N/A	N/A	16.47	15.32					
	5700	N/A	N/A	N/A	N/A	16.31	16.05					
	5720	N/A	N/A	N/A	N/A	16.05	15.73					
Mode 802.11ac- VHT20	Centre Frequency (MHz)	Bandwidth(MHz) ^{Note 4}				Average Output Power (dBm)				Duty Cycle Factor (dB) 10log(1/X)	Total Average Output Power (dBm) ^{Note 2}	Limit (dBm)
		Emission (6dB) Bandwidth		Occupied (99%) Bandwidth		Aux	Main					
		Aux	Main	Aux	Main							
U-NII Band 3	5745	N/A	N/A	N/A	N/A	16.01	15.83	N/A	30			
	5785	N/A	N/A	N/A	N/A	16.22	15.51					
	5825	N/A	N/A	N/A	N/A	16.02	15.75					

Note: 1. The results have been included cable loss.

2. According to KDB 662911 D01 E)1), Total average output power(dBm) = Sum to individual output power (dBm)+ duty cycle factor(dB) when duty cycle is less than 98%, please refer to section 3.7.

3. B is the 26 dB emission bandwidth.

4. The 802.11ac mode for VHT20 are not the worst case, thus it is unnecessary to test.

Mode 802.11ac- VHT20	Centre Frequency (MHz)	Bandwidth(MHz) ^{Note 4}				Average Output Power (dBm)		Duty Cycle Factor (dB) 10log(1/X)	Directional gain (dBi) ^{Note 3}	Total Average Output Power (EIRP) ^{Note 2}	Limit (EIRP)
		Emission (6dB) Bandwidth		Occupied (99%) Bandwidth		AUX	Main				
		AUX	Main	AUX	Main						
U-NII Band 4	5845	N/A	N/A	N/A	N/A	15.88	15.21	N/A	2.40	20.97	30
	5865	N/A	N/A	N/A	N/A	15.55	15.33		2.40	20.85	
	5885	N/A	N/A	N/A	N/A	15.65	15.52		2.40	21.00	

Note: 1. The results have been included cable loss.

2. According to KDB 662911 D01 E)1), Total E.I.R.P.(dBm) = Sum to individual output power (dBm)+ Directional gain (dBi) + duty cycle factor(dB) when duty cycle is less than 98%.

3. According to KDB 662911 D01 d) ii), transmit signals are completely uncorrelated, then

$$\text{Directional gain} = 10 \log[(10^{G1/10} + 10^{G2/10} + \dots + 10^{GN/10})/N_{\text{ANT}}] \text{ dBi}$$

$$\text{Directional gain} = 10 \log[(10^{2.5/10} + 10^{2.3/10})/2] = 2.40\text{dBi}$$

The MIMO is uncorrelated and supported SDM(Spatial Division Multiplexing) mode only. This radio device doesn't support beamforming and Cyclic Delay Diversity (CDD).

4. The 802.11ac mode for VHT20 are not the worst case, thus it is unnecessary to test.

Mode 802.11ac- VHT40	Centre Frequency (MHz)	Bandwidth(MHz) ^{Note 4}				Average Output Power (dBm)		Duty Cycle Factor (dB) 10log(1/X)	Total Average Output Power (dBm) ^{Note 2}	
		Emission (26dB) Bandwidth		Occupied (99%) Bandwidth		Aux	Main			
		Aux	Main	Aux	Main					
U-NII Band 1	5190	N/A	N/A	N/A	N/A	15.44	15.44	N/A	18.45	
	5230	N/A	N/A	N/A	N/A	15.85	15.34		18.61	
U-NII Band 2A	5270	N/A	N/A	N/A	N/A	15.51	16.02		18.78	
	5310	N/A	N/A	N/A	N/A	15.41	15.55		18.49	
U-NII Band 2C	5510	N/A	N/A	N/A	N/A	15.76	15.71		18.75	
	5550	N/A	N/A	N/A	N/A	16.01	15.32		18.69	
	5670	N/A	N/A	N/A	N/A	16.05	16.03		19.05	
	5710	N/A	N/A	N/A	N/A	16.25	16.05		19.16	
Mode 802.11ac- VHT40	Centre Frequency (MHz)	Bandwidth(MHz) ^{Note 4}				Average Output Power (dBm)			Duty Cycle Factor (dB) 10log(1/X)	Total Average Output Power (dBm) ^{Note 2}
		Emission (6dB) Bandwidth		Occupied (99%) Bandwidth		Aux	Main			
		Aux	Main	Aux	Main					
U-NII Band 3	5755	N/A	N/A	N/A	N/A	15.88	15.93	N/A	18.92	
	5795	N/A	N/A	N/A	N/A	16.11	15.78		18.96	

- Note: 1. The results have been included cable loss.
 2. According to KDB 662911 D01 E)1), Total average output power(dBm) = Sum to individual output power (dBm)+ duty cycle factor(dB) when duty cycle is less than 98%, please refer to section 3.7.
 3. B is the 26 dB emission bandwidth.
 4. The 802.11ac mode for VHT40 are not the worst case, thus it is unnecessary to test.

Mode 802.11ac- VHT40	Centre Frequency (MHz)	Bandwidth(MHz) ^{Note 4}				Average Output Power (dBm)		Duty Cycle Factor (dB) 10log(1/X)	Directional gain (dBi) ^{Note 3}	Total Average Output Power (EIRP) ^{Note 2}	Limit (EIRP)
		Emission (6dB) Bandwidth		Occupied (99%) Bandwidth		AUX	Main				
		AUX	Main	AUX	Main						
U-NII Band 4	5835	N/A	N/A	N/A	N/A	15.86	15.75	N/A	2.40	21.22	30
	5875	N/A	N/A	N/A	N/A	15.51	15.53		2.40	20.93	

- Note: 1. The results have been included cable loss.
 2. According to KDB 662911 D01 E)1), Total E.I.R.P.(dBm) = Sum to individual output power (dBm)+ Directional gain (dBi) + duty cycle factor(dB) when duty cycle is less than 98%.
 3. According to KDB 662911 D01 d) ii), transmit signals are completely uncorrelated, then
 Directional gain = $10 \log[(10^{G1/10} + 10^{G2/10} + \dots + 10^{GN/10})/N_{ANT}]$ dBi
 Directional gain = $10 \log[(10^{2.5/10} + 10^{2.3/10})/2] = 2.40$ dBi
 The MIMO is uncorrelated and supported SDM(Spatial Division Multiplexing) mode only. This radio device doesn't support beamforming and Cyclic Delay Diversity (CDD).
 4. The 802.11ac mode for VHT20/VHT40 are not the worst case, thus it is unnecessary to test.

Mode 802.11ac- VHT80	Centre Frequency (MHz)	Bandwidth(MHz)				Average Output Power (dBm)		Duty Cycle Factor (dB) 10log(1/X)	Total Average Output Power (dBm) ^{Note 2}	Limit (dBm)	Limit(11 dBm +10 log B) ^{Note 3}
		Emission (26dB) Bandwidth		Occupied (99%) Bandwidth		Aux	Main				
		Aux	Main	Aux	Main						
U-NII Band 1	5210	80.70	81.55	75.16	75.22	14.80	14.58	N/A	24	N/A	
U-NII Band 2A	5290	82.65	81.00	75.28	75.26	14.20	14.68			30.08	
U-NII Band 2C	5530	81.98	81.98	75.26	75.25	14.85	14.19			30.14	
	5610	82.34	81.36	75.21	75.18	14.47	14.12			30.10	
	5690	81.27	81.49	75.22	75.24	14.54	14.77			30.10	
Mode 802.11ac- VHT80	Centre Frequency (MHz)	Bandwidth(MHz)				Average Output Power (dBm)		Duty Cycle Factor (dB) 10log(1/X)	Total Average Output Power (dBm) ^{Note 2}	Limit (dBm)	Limit(11 dBm +10 log B) ^{Note 3}
		Emission (6dB) Bandwidth		Occupied (99%) Bandwidth		Aux	Main				
		Aux	Main	Aux	Main						
U-NII Band 3	5775	76.40	75.18	75.09	75.24	15.02	15.07	N/A	30	N/A	

Note: 1. The results have been included cable loss.

2. According to KDB 662911 D01 E)1), Total average output power(dBm) = Sum to individual output power (dBm)+ duty cycle factor(dB) when duty cycle is less than 98%, please refer to section 3.7.

3. B is the 26 dB emission bandwidth.

Mode 802.11ac- VHT80	Centre Frequency (MHz)	Bandwidth(MHz)				Average Output Power (dBm)		Duty Cycle Factor (dB) 10log(1/X)	Directional gain (dBi) ^{Note 3}	Total Average Output Power (EIRP) ^{Note 2}	Limit (EIRP)
		Emission (6dB) Bandwidth		Occupied (99%) Bandwidth		AUX	Main				
		AUX	Main	AUX	Main						
U-NII Band 4	5855	76.32	76.19	75.30	75.31	14.78	14.52	N/A	2.40	20.06	30

3. According to KDB 662911 D01 d) ii), transmit signals are completely uncorrelated, then

$$\text{Directional gain} = 10 \log[(10^{G1/10} + 10^{G2/10} + \dots + 10^{GN/10})/N_{ANT}] \text{ dBi}$$

$$\text{Directional gain} = 10 \log[(10^{2.5/10} + 10^{2.3/10})/2] = 2.40 \text{ dBi}$$

The MIMO is uncorrelated and supported SDM(Spatial Division Multiplexing) mode only. This radio device doesn't support beamforming and Cyclic Delay Diversity (CDD).

Mode 802.11ac- VHT160	Centre Frequency (MHz)	Bandwidth(MHz)				Average Output Power (dBm)		Duty Cycle Factor (dB) 10log(1/X)	Total Average Output Power (dBm) ^{Note 2}	Limit (dBm)	Limit(11d Bm+10 log B) ^{Note 3}
		Emission (26dB) Bandwidth		Occupied (99%) Bandwidth							
		Aux	Main	Aux	Main	Aux	Main				
U-NII Band 1/2A	5250	160.50	160.60	153.61	153.76	13.94	14.14	N/A	17.05	24	33.05
U-NII Band 2C	5570	160.60	160.50	153.56	153.98	14.72	14.32		17.53		33.05

Note: 1. The results have been included cable loss.

2. According to KDB 662911 D01 E)1), Total average output power(dBm) = Sum to individual output power (dBm)+ duty cycle factor(dB) when duty cycle is less than 98%, please refer to section 3.7.

3. B is the 26 dB emission bandwidth.

Mode 802.11ac- VHT160	Centre Frequency (MHz)	Bandwidth(MHz)				Average Output Power (dBm)		Duty Cycle Factor (dB) 10log(1/X)	Directional gain (dBi) ^{Note 3}	Total Average Output Power (ERP) ^{Note 2}	Limit (EIRP)
		Emission (6dB) Bandwidth		Occupied (99%) Bandwidth							
		AUX	Main	AUX	Main	AUX	Main				
U-NII Band 4	5815	156.40	156.30	160.70	153.80	15.03	14.80	N/A	2.40	20.33	30

3. According to KDB 662911 D01 d) ii), transmit signals are completely uncorrelated, then

$$\text{Directional gain} = 10 \log[(10^{G1/10} + 10^{G2/10} + \dots + 10^{GN/10})/N_{ANT}] \text{ dBi}$$

$$\text{Directional gain} = 10 \log[(10^{2.5/10} + 10^{2.3/10})/2] = 2.40 \text{ dBi}$$

The MIMO is uncorrelated and supported SDM(Spatial Division Multiplexing) mode only. This radio device doesn't support beamforming and Cyclic Delay Diversity (CDD).

Mode 802.11ax- HE20	Centre Frequency (MHz)	Bandwidth(MHz)				Average Output Power (dBm)		Duty Cycle Factor (dB) 10log(1/X)	Total Average Output Power (dBm) ^{Note 2}	Limit (dBm)	Limit(11dBm +10 log B) ^{Note 3}		
		Emission (26dB) Bandwidth		Occupied (99%) Bandwidth		Aux	Main						
		Aux	Main	Aux	Main								
U-NII Band 1	5180	22.82	22.46	18.85	18.86	15.73	15.35	N/A	24	N/A			
	5200	22.19	22.52	18.90	18.88	16.05	15.36						
	5240	22.04	21.86	18.86	18.87	15.55	16.03						
U-NII Band 2A	5260	22.61	22.62	18.89	18.88	15.77	15.75						
	5300	22.57	22.97	18.90	18.84	15.38	15.61						
	5320	22.34	22.08	18.87	18.86	15.67	15.63						
U-NII Band 2C	5500	22.98	22.62	18.91	18.84	15.70	15.36						
	5580	23.21	22.66	18.82	18.90	16.29	15.72						
	5700	21.90	22.92	18.88	18.88	16.36	16.08						
	5720	22.06	21.99	18.88	18.85	16.43	15.87						
Mode 802.11ax- HE20	Centre Frequency (MHz)	Bandwidth(MHz)				Average Output Power (dBm)				Duty Cycle Factor (dB) 10log(1/X)	Total Average Output Power (dBm) ^{Note 2}	Limit (dBm)	Limit(11dBm +10 log B) ^{Note 3}
		Emission (6dB) Bandwidth		Occupied (99%) Bandwidth		Aux	Main						
		Aux	Main	Aux	Main								
U-NII Band 3	5745	18.82	19.03	18.88	18.91	16.12	15.77	N/A	30	N/A			
	5785	19.06	19.00	18.85	18.88	15.85	15.78						
	5825	19.00	19.02	18.83	18.86	15.98	15.56						

Note: 1. The results have been included cable loss.

2. According to KDB 662911 D01 E)1), Total average output power(dBm) = Sum to individual output power (dBm)+ duty cycle factor(dB) when duty cycle is less than 98%, please refer to section 3.7.

3. B is the 26 dB emission bandwidth.

Mode 802.11ax- HE20	Centre Frequency (MHz)	Bandwidth(MHz)				Average Output Power (dBm)		Duty Cycle Factor (dB) 10log(1/X)	Directional gain (dBi) ^{Note 3}	Total Average Output Power (EIRP) ^{Note 2}	Limit (EIRP)
		Emission (6dB) Bandwidth		Occupied (99%) Bandwidth		AUX	Main				
		AUX	Main	AUX	Main						
U-NII Band 4	5845	18.95	18.90	18.87	18.86	16.08	15.66	N/A	2.40	21.29	30
	5865	19.05	19.04	18.56	18.90	15.87	15.23		2.40	20.97	
	5885	19.04	18.97	18.88	18.85	15.72	15.35		2.40	20.95	

3. According to KDB 662911 D01 d) ii), transmit signals are completely uncorrelated, then

$$\text{Directional gain} = 10 \log\left[\frac{(10^{G1/10} + 10^{G2/10} + \dots + 10^{GN/10})}{N_{\text{ANT}}}\right] \text{ dBi}$$

$$\text{Directional gain} = 10 \log\left[\frac{(10^{2.5/10} + 10^{2.3/10})}{2}\right] = 2.40\text{dBi}$$

The MIMO is uncorrelated and supported SDM(Spatial Division Multiplexing) mode only. This radio device doesn't support beamforming and Cyclic Delay Diversity (CDD).

Mode 802.11ax- HE40	Centre Frequency (MHz)	Bandwidth(MHz)				Average Output Power (dBm)		Duty Cycle Factor (dB) 10log(1/X)	Total Average Output Power (dBm) ^{Note 2}	Limit (dBm)	Limit(11dBm +10 log B) ^{Note 3}
		Emission (26dB) Bandwidth		Occupied (99%) Bandwidth		Aux	Main				
		Aux	Main	Aux	Main						
U-NII Band 1	5190	40.50	41.32	37.55	37.54	15.85	15.35	N/A	24	N/A	
	5230	41.61	40.84	37.54	37.49	15.62	15.62				
U-NII Band 2A	5270	40.07	41.54	37.49	37.46	15.72	16.03				
	5310	41.65	41.43	37.45	37.40	15.25	15.57				
U-NII Band 2C	5510	41.66	41.74	37.40	37.54	16.15	15.40				
	5550	40.78	42.58	37.46	37.44	15.98	15.68				
	5670	40.74	41.55	37.38	37.41	16.06	15.63				
	5710	40.35	41.30	37.43	37.52	16.30	15.83				
U-NII Band 3	5755	38.07	38.00	37.58	37.49	15.99	15.55	N/A	30	N/A	
	5795	38.02	37.99	37.46	37.46	15.98	15.55				

Note: 1. The results have been included cable loss.

2. According to KDB 662911 D01 E)1), Total average output power(dBm) = Sum to individual output power (dBm)+ duty cycle factor(dB) when duty cycle is less than 98%, please refer to section 3.7.

3. B is the 26 dB emission bandwidth.

Mode 802.11ax- HE40	Centre Frequency (MHz)	Bandwidth(MHz)				Average Output Power (dBm)		Duty Cycle Factor (dB) 10log(1/X)	Directional gain (dBi) ^{Note 3}	Total Average Output Power (EIRP) ^{Note 2}	Limit (EIRP)
		Emission (6dB) Bandwidth		Occupied (99%) Bandwidth		AUX	Main				
		AUX	Main	AUX	Main						
U-NII Band 4	5835	38.11	37.99	37.46	37.42	16.15	15.74	N/A	21.36	30	
	5875	38.04	38.04	37.47	37.43	16.03	15.41				

3. According to KDB 662911 D01 d) ii), transmit signals are completely uncorrelated, then

$$\text{Directional gain} = 10 \log[(10^{G1/10} + 10^{G2/10} + \dots + 10^{GN/10})/N_{\text{ANT}}] \text{ dBi}$$

$$\text{Directional gain} = 10 \log[(10^{2.5/10} + 10^{2.3/10})/2] = 2.40\text{dBi}$$

The MIMO is uncorrelated and supported SDM(Spatial Division Multiplexing) mode only. This radio device doesn't support beamforming and Cyclic Delay Diversity (CDD).

Mode 802.11ax- HE80	Centre Frequency (MHz)	Bandwidth(MHz)				Average Output Power (dBm)		Duty Cycle Factor (dB) 10log(1/X)	Total Average Output Power (dBm) ^{Note 2}	Limit (dBm)	Limit(11dBm +10 log B) ^{Note 3}
		Emission (26dB) Bandwidth		Occupied (99%) Bandwidth		Average Output Power (dBm)					
		Aux	Main	Aux	Main	Aux	Main				
U-NII Band 1	5210	80.78	81.10	76.54	76.54	14.72	14.65	N/A	17.70	24	N/A
U-NII Band 2A	5290	80.95	81.11	76.69	76.68	14.21	14.61		17.42		30.08
U-NII Band 2C	5530	81.18	81.27	76.67	76.59	14.84	14.10		17.50		30.09
	5610	80.56	81.25	76.62	76.73	14.43	13.94		17.20		30.06
	5690	81.03	81.17	76.64	76.56	14.52	14.61		17.58		30.09
Mode 802.11ax- HE80	Centre Frequency (MHz)	Bandwidth(MHz)				Average Output Power (dBm)		Duty Cycle Factor (dB) 10log(1/X)	Total Average Output Power (dBm) ^{Note 2}	Limit (dBm)	Limit(11dBm +10 log B) ^{Note 3}
Emission (6dB) Bandwidth		Occupied (99%) Bandwidth		Average Output Power (dBm)							
Aux	Main	Aux	Main	Aux	Main						
U-NII Band 3	5775	78.00	77.98	76.62	76.84	14.94	15.09	N/A	18.03	30	N/A

Note: 1. The results have been included cable loss.

2. According to KDB 662911 D01 E)1), Total average output power(dBm) = Sum to individual output power (dBm)+ duty cycle factor(dB) when duty cycle is less than 98%, please refer to section 3.7.

3. B is the 26 dB emission bandwidth.

Mode 802.11ax- HE80	Centre Frequency (MHz)	Bandwidth(MHz)				Average Output Power (dBm)		Duty Cycle Factor (dB) 10log(1/X)	Directional gain (dBi) ^{Note 3}	Total Average Output Power (EIRP) ^{Note 2}	Limit (EIRP)
		Emission (6dB) Bandwidth		Occupied (99%) Bandwidth		Average Output Power (dBm)					
		AUX	Main	AUX	Main	AUX	Main				
U-NII Band 4	5855	77.98	78.02	76.76	76.70	14.82	14.84	N/A	2.40	20.24	30

3. According to KDB 662911 D01 d) ii), transmit signals are completely uncorrelated, then

$$\text{Directional gain} = 10 \log[(10^{G1/10} + 10^{G2/10} + \dots + 10^{GN/10})/N_{ANT}] \text{ dBi}$$

$$\text{Directional gain} = 10 \log[(10^{2.5/10} + 10^{2.3/10})/2] = 2.40 \text{ dBi}$$

The MIMO is uncorrelated and supported SDM(Spatial Division Multiplexing) mode only. This radio device doesn't support beamforming and Cyclic Delay Diversity (CDD).

Mode 802.11ax- HE160	Centre Frequency (MHz)	Bandwidth(MHz)				Average Output Power (dBm)		Duty Cycle Factor (dB) 10log(1/X)	Total Average Output Power (dBm) ^{Note2}	Limit (dBm)	Limit(11dB m+10 log B) ^{Note3}
		Emission (26dB) Bandwidth		Occupied (99%) Bandwidth							
		Aux	Main	Aux	Main	Aux	Main				
U-NII Band 1/2A	5250	161.70	161.60	155.06	155.02	13.89	14.16	N/A	17.04	24	33.08
U-NII Band 2C	5570	161.60	161.80	154.96	155.54	14.74	14.32		17.55		33.08

Note: 1. The results have been included cable loss.

2. According to KDB 662911 D01 E)1), Total average output power(dBm) = Sum to individual output power (dBm)+ duty cycle factor(dB) when duty cycle is less than 98%, please refer to section 3.7.

3. B is the 26 dB emission bandwidth.

Mode 802.11ax- HE160	Centre Frequency (MHz)	Bandwidth(MHz)				Average Output Power (dBm)		Duty Cycle Factor (dB) 10log(1/X)	Directional gain (dBi) ^{Note3}	Total Average Output Power (EIRP) ^{Note2}	Limit (EIRP)
		Emission (6dB) Bandwidth		Occupied (99%) Bandwidth							
		AUX	Main	AUX	Main	AUX	Main				
U-NII Band 4	5815	157.90	158.00	155.01	155.03	15.13	14.76	N/A	2.40	20.36	30

3. According to KDB 662911 D01 d) ii), transmit signals are completely uncorrelated, then

$$\text{Directional gain} = 10 \log\left[\frac{10^{G^1/10} + 10^{G^2/10} + \dots + 10^{G^N/10}}{N_{\text{ANT}}}\right] \text{ dBi}$$

$$\text{Directional gain} = 10 \log\left[\frac{10^{2.5/10} + 10^{2.3/10}}{2}\right] = 2.40\text{dBi}$$

The MIMO is uncorrelated and supported SDM(Spatial Division Multiplexing) mode only. This radio device doesn't support beamforming and Cyclic Delay Diversity (CDD).

Mode 802.11ax- HE20	Centre Frequency (MHz)	RU Configuration	Bandwidth(MHz)				Average Output Power (dBm)		Duty Cycle Factor (dB) 10log(1/X)	Total Average Output Power (dBm) ^{Note 2}	Limit (dBm)	Limit(11dB m+10 log B) ^{Note 3}
			Emission (26dB) Bandwidth		Occupied (99%) Bandwidth		Aux	Main				
			Aux	Main	Aux	Main						
U-NII Band 1	5180	26/0	22.82	22.46	18.85	18.86	9.21	9.18	N/A	12.21	N/A	
		52/37	22.82	22.46	18.85	18.86	12.22	12.29	N/A	15.27		
		106/53	22.82	22.46	18.85	18.86	15.16	15.16	N/A	18.17		
U-NII Band 2A	5320	26/8	22.34	22.08	18.87	18.86	9.00	8.91	N/A	11.97	24.44	
		52/40	22.34	22.08	18.87	18.86	12.25	11.79	N/A	15.04	24.44	
		106/54	22.34	22.08	18.87	18.86	15.28	15.34	N/A	18.32	24.44	
U-NII Band 2C	5500	26/0	22.98	22.62	18.91	18.84	9.53	9.21	N/A	12.38	24.54	
		52/37	22.98	22.62	18.91	18.84	12.64	12.34	N/A	15.50	24.54	
		106/53	22.98	22.62	18.91	18.84	15.15	15.29	N/A	18.23	24.54	
	5700	26/8	21.90	22.92	18.88	18.88	9.82	9.79	N/A	12.82	24.40	
		52/40	21.90	22.92	18.88	18.88	13.02	12.52	N/A	15.79	24.40	
		106/54	21.90	22.92	18.88	18.88	15.97	15.69	N/A	18.84	24.40	
U-NII Band 3	5745	26/0	18.82	19.03	18.88	18.91	16.05	16.18	N/A	19.13	N/A	
		52/37	18.82	19.03	18.88	18.91	16.23	16.10	N/A	19.18		
		106/53	18.82	19.03	18.88	18.91	15.95	15.60	N/A	18.79		
5825	26/8	19.00	19.02	18.83	18.86	16.06	15.73	N/A	18.91	N/A		
	52/40	19.00	19.02	18.83	18.86	15.76	15.87	N/A	18.83			
	106/54	19.00	19.02	18.83	18.86	15.73	16.03	N/A	18.89			

Note: 1. The results have been included cable loss.

2. According to KDB 662911 D01 E1), Total average output power(dBm) = Sum to individual output power (dBm)+ duty cycle factor(dB) when duty cycle is less than 98%, please refer to section 3.7.

3. B is the 26 dB emission bandwidth.

Audix Technology Corp.
 No. 491, Zhongfu Rd., Linkou Dist.,
 New Taipei City244, Taiwan

Tel: +886 2 26099301
Fax: +886 2 26099303

Mode 802.11ax- HE40	Centre Frequency (MHz)	RU Configuration	Bandwidth(MHz)				Average Output Power (dBm)		Duty Cycle Factor (dB) 10log(1/X)	Total Average Output Power (dBm) ^{Note 2}	Limit (dBm)	Limit(11d Bm+10 log B) ^{Note 3}
			Emission (26dB) Bandwidth		Occupied (99%) Bandwidth		Aux	Main				
			Aux	Main	Aux	Main						
U-NII Band 1	5190	242/61	40.50	41.32	37.55	37.54	15.58	15.36	N/A	24	N/A	
U-NII Band 2A	5310	242/62	41.65	41.43	37.45	37.40	15.41	15.65				27.17
U-NII Band 2C	5510	242/61	41.66	41.74	37.40	37.54	16.00	15.41				27.20
	5670	242/62	40.74	41.55	37.38	37.41	16.03	16.10				27.10
Mode 802.11ax- HE40	Centre Frequency (MHz)	RU Configuration	Bandwidth(MHz)				Average Output Power (dBm)		Duty Cycle Factor (dB) 10log(1/X)	Total Average Output Power (dBm) ^{Note 2}	Limit (dBm)	Limit(11d Bm+10 log B) ^{Note 3}
Emission (6dB) Bandwidth		Occupied (99%) Bandwidth		Aux	Main							
Aux	Main	Aux	Main									
U-NII Band 3	5755	242/61	38.07	38.00	37.58	37.49	15.97	15.75	N/A	30	N/A	
	5795	242/62	38.02	37.99	37.46	37.46	16.05	15.48				18.78

Note: 1. The results have been included cable loss.

2. According to KDB 662911 D01 E)1), Total average output power(dBm) = Sum to individual output power (dBm)+ duty cycle factor(dB) when duty cycle is less than 98%, please refer to section 3.7.

3. B is the 26 dB emission bandwidth.

Mode 802.11ax- HE80	Centre Frequency (MHz)	RU Configuration	Bandwidth(MHz)				Average Output Power (dBm)		Duty Cycle Factor (dB) 10log(1/X)	Total Average Output Power (dBm) ^{Note 2}	Limit (dBm)	Limit(11d Bm+10 log B) ^{Note 3}
			Emission (26dB) Bandwidth		Occupied (99%) Bandwidth		Aux	Main				
			Aux	Main	Aux	Main						
U-NII Band 1	5210	484/65	80.78	81.10	76.54	76.54	14.78	14.85	N/A	17.83	24	N/A
U-NII Band 2A	5290	484/66	80.95	81.11	76.69	76.68	14.06	14.84				30.08
U-NII Band 2C	5530	484/65	81.18	81.27	76.67	76.59	14.82	14.45				30.09
	5610	484/66	80.56	81.25	76.62	76.73	14.38	14.44				30.06
Mode 802.11ax- HE80	Centre Frequency (MHz)	RU Configuration	Bandwidth(MHz)				Average Output Power (dBm)		Duty Cycle Factor (dB) 10log(1/X)	Total Average Output Power (dBm) ^{Note 2}	Limit (dBm)	Limit(11d Bm+10 log B) ^{Note 3}
Emission (6dB) Bandwidth		Occupied (99%) Bandwidth		Aux	Main							
Aux	Main	Aux	Main									
U-NII Band 3	5775	484/65	78.00	77.98	76.62	76.84	14.75	15.36	N/A	18.08	30	N/A
		484/66	78.00	77.98	76.62	76.84	15.26	15.52		18.40		

Mode 802.11ax- HE160	Centre Frequency (MHz)	RU Configuration	Bandwidth(MHz)				Average Output Power (dBm)		Duty Cycle Factor (dB) 10log(1/X)	Total Average Output Power (dBm) ^{Note 2}	Limit (dBm)	Limit(11d Bm+10 log B) ^{Note 3}
			Emission (26dB) Bandwidth		Occupied (99%) Bandwidth		Aux	Main				
			Aux	Main	Aux	Main						
U-NII Band 1/2A	5250	996/97	161.70	161.60	155.06	155.02	14.43	14.51	N/A	17.48	24	33.08
		996/S67	161.70	161.60	155.06	155.02	13.73	13.94		16.85		33.08
U-NII Band 2C	5570	996/97	161.60	161.80	154.96	155.54	14.62	14.12		17.39		33.08
		996/S67	161.60	161.80	154.96	155.54	14.51	14.26		17.40		33.08

Note: 1. The results have been included cable loss.

2. According to KDB 662911 D01 E)1), Total average output power(dBm) = Sum to individual output power (dBm)+ duty cycle factor(dB) when duty cycle is less than 98%, please refer to section 3.7.

3. B is the 26 dB emission bandwidth.

Mode 802.11be- EHT20	Centre Frequency (MHz)	Bandwidth(MHz)				Average Output Power (dBm)		Duty Cycle Factor (dB) 10log(1/X)	Total Average Output Power (dBm) ^{Note2}	Limit (dBm)	Limit(11dBm +10 log B) ^{Note3}	
		Emission (26dB) Bandwidth		Occupied (99%) Bandwidth		Average Output Power (dBm)						
		Aux	Main	Aux	Main	Aux	Main					
U-NII Band 1	5180	22.72	22.51	18.90	18.89	15.92	15.38	N/A	24	N/A		
	5200	23.14	22.25	18.87	18.89	15.53	15.97					
	5240	22.18	23.09	18.88	18.88	15.87	15.80					
U-NII Band 2A	5260	21.74	22.55	18.88	18.88	15.78	15.92					
	5300	22.46	22.57	18.90	18.84	15.55	15.13					
	5320	22.70	22.55	18.88	18.86	15.80	15.28					
U-NII Band 2C	5500	21.61	22.47	18.94	18.86	16.15	15.26					
	5580	22.54	22.10	18.82	18.87	16.22	15.23					
	5700	21.91	22.21	18.89	18.89	16.37	15.70					
	5720	22.28	22.51	18.89	18.85	16.25	16.06					
Mode 802.11be- EHT20	Centre Frequency (MHz)	Bandwidth(MHz)				Average Output Power (dBm)			Duty Cycle Factor (dB) 10log(1/X)	Total Average Output Power (dBm) ^{Note2}	Limit (dBm)	Limit(11dBm +10 log B) ^{Note3}
		Emission (6dB) Bandwidth		Occupied (99%) Bandwidth		Average Output Power (dBm)						
		Aux	Main	Aux	Main	Aux	Main					
U-NII Band 3	5745	18.92	19.01	18.89	18.85	16.09	15.49	N/A	30	N/A		
	5785	19.08	18.98	18.85	18.85	15.92	15.66					
	5825	19.02	19.02	18.85	18.86	15.76	15.62					

Note: 1. The results have been included cable loss.

2. According to KDB 662911 D01 E)1), Total average output power(dBm) = Sum to individual output power (dBm)+ duty cycle factor(dB) when duty cycle is less than 98%, please refer to section 3.7.

3. B is the 26 dB emission bandwidth.

Mode 802.11be- EHT20	Centre Frequency (MHz)	Bandwidth(MHz)				Average Output Power (dBm)		Duty Cycle Factor (dB) 10log(1/X)	Directional gain (dBi) ^{Note3}	Total Average Output Power (EIRP) ^{Note2}	Limit (EIRP)
		Emission (6dB) Bandwidth		Occupied (99%) Bandwidth		Average Output Power (dBm)					
		AUX	Main	AUX	Main	AUX	Main				
U-NII Band 4	5845	18.99	19.00	18.88	18.88	15.91	15.13	N/A	2.40	20.95	
	5865	19.05	18.85	18.43	18.88	15.54	15.50				
	5885	19.03	18.95	18.84	18.86	15.85	15.09				

Note: 1. The results have been included cable loss.

2. According to KDB 662911 D01 E)1), Total E.I.R.P.(dBm) = Sum to individual output power (dBm)+ Directional gain (dBi) + duty cycle factor(dB) when duty cycle is less than 98%.

3. According to KDB 662911 D01 d) ii), transmit signals are completely uncorrelated, then

$$\text{Directional gain} = 10 \log[(10^{G1/10} + 10^{G2/10} + \dots + 10^{GN/10})/N_{\text{ANT}}] \text{ dBi}$$

$$\text{Directional gain} = 10 \log[(10^{2.5/10} + 10^{2.3/10})/2] = 2.40\text{dBi}$$

The MIMO is uncorrelated and supported SDM(Spatial Division Multiplexing) mode only. This radio device doesn't support beamforming and Cyclic Delay Diversity (CDD).

Mode 802.11be- EHT40	Centre Frequency (MHz)	Bandwidth(MHz)				Average Output Power (dBm)		Duty Cycle Factor (dB) 10log(1/X)	Total Average Output Power (dBm) ^{Note 2}	Limit (dBm)	Limit(11dBm +10 log B) ^{Note 3}
		Emission (26dB) Bandwidth		Occupied (99%) Bandwidth		Aux	Main				
		Aux	Main	Aux	Main						
U-NII Band 1	5190	40.73	40.51	37.51	37.59	15.74	15.72	N/A	24	N/A	
	5230	41.61	41.40	37.52	37.55	16.02	15.73				
U-NII Band 2A	5270	40.82	40.11	37.47	37.56	15.85	15.71				
	5310	40.75	40.66	37.48	37.45	15.75	15.78				
U-NII Band 2C	5510	41.31	40.57	37.45	37.42	15.79	15.30				
	5550	41.11	41.01	37.54	37.47	15.91	15.56				
	5670	40.62	40.27	37.58	37.48	15.91	15.91				
	5710	41.15	40.50	37.46	37.48	16.22	15.88				
Mode 802.11be- EHT40	Centre Frequency (MHz)	Bandwidth(MHz)				Average Output Power (dBm)		Duty Cycle Factor (dB) 10log(1/X)	Total Average Output Power (dBm) ^{Note 2}	Limit (dBm)	Limit(11dBm +10 log B) ^{Note 3}
		Emission (6dB) Bandwidth		Occupied (99%) Bandwidth		Aux	Main				
		Aux	Main	Aux	Main						
U-NII Band 3	5755	38.05	38.03	37.49	37.55	16.30	15.48	N/A	30	N/A	
	5795	37.99	38.05	37.50	37.43	15.97	15.69				

Note: 1. The results have been included cable loss.

2. According to KDB 662911 D01 E)1), Total average output power(dBm) = Sum to individual output power (dBm)+ duty cycle factor(dB) when duty cycle is less than 98%, please refer to section 3.7.

3. B is the 26 dB emission bandwidth.

Mode 802.11be- EHT40	Centre Frequency (MHz)	Bandwidth(MHz)				Average Output Power (dBm)		Duty Cycle Factor (dB) 10log(1/X)	Directional gain (dBi) ^{Note 3}	Total Average Output Power (EIRP) ^{Note 2}	Limit (EIRP)
		Emission (6dB) Bandwidth		Occupied (99%) Bandwidth		AUX	Main				
		AUX	Main	AUX	Main						
U-NII Band 4	5835	37.99	37.95	37.47	37.48	15.99	15.77	N/A	21.29	30	
	5875	38.04	38.05	37.45	37.55	16.10	15.31				

Note: 1. The results have been included cable loss.

2. According to KDB 662911 D01 E)1), Total E.I.R.P.(dBm) = Sum to individual output power (dBm)+ Directional gain (dBi) + duty cycle factor(dB) when duty cycle is less than 98%.

3. According to KDB 662911 D01 d) ii), transmit signals are completely uncorrelated, then

$$\text{Directional gain} = 10 \log[(10^{G1/10} + 10^{G2/10} + \dots + 10^{GN/10})/N_{\text{ANT}}] \text{ dBi}$$

$$\text{Directional gain} = 10 \log[(10^{2.5/10} + 10^{2.3/10})/2] = 2.40\text{dBi}$$

The MIMO is uncorrelated and supported SDM(Spatial Division Multiplexing) mode only. This radio device doesn't support beamforming and Cyclic Delay Diversity (CDD).

Mode 802.11be- EHT80	Centre Frequency (MHz)	Bandwidth(MHz)				Average Output Power (dBm)		Duty Cycle Factor (dB) 10log(1/X)	Total Average Output Power (dBm) ^{Note 2}	Limit (dBm)	Limit(11dBm +10 log B) ^{Note 3}
		Emission (26dB) Bandwidth		Occupied (99%) Bandwidth		Aux	Main				
		Aux	Main	Aux	Main						
U-NII Band 1	5210	80.32	81.22	76.65	76.60	14.75	14.77	N/A	24	N/A	
U-NII Band 2A	5290	80.53	80.78	76.62	76.57	14.18	14.70			30.06	
U-NII Band 2C	5530	81.66	80.56	76.61	76.53	14.79	14.21			30.06	
	5610	81.33	80.82	76.68	76.66	14.31	13.95			30.08	
	5690	81.50	80.69	76.58	76.52	14.45	14.77			30.07	
Mode 802.11be- EHT80	Centre Frequency (MHz)	Bandwidth(MHz)				Average Output Power (dBm)		Duty Cycle Factor (dB) 10log(1/X)	Total Average Output Power (dBm) ^{Note 2}	Limit (dBm)	Limit(11dBm +10 log B) ^{Note 3}
Emission (6dB) Bandwidth		Occupied (99%) Bandwidth		Aux	Main						
Aux	Main	Aux	Main								
U-NII Band 3	5775	77.98	78.07	76.70	76.50	14.96	14.98	N/A	17.98	30	N/A

Note: 1. The results have been included cable loss.

2. According to KDB 662911 D01 E)1), Total average output power(dBm) = Sum to individual output power (dBm)+ duty cycle factor(dB) when duty cycle is less than 98%, please refer to section 3.7.

3. B is the 26 dB emission bandwidth.

Mode 802.11be- EHT80	Centre Frequency (MHz)	Bandwidth(MHz)				Average Output Power (dBm)		Duty Cycle Factor (dB) 10log(1/X)	Directional gain (dBi) ^{Note 3}	Total Average Output Power (EIRP) ^{Note 2}	Limit (EIRP)
		Emission (6dB) Bandwidth		Occupied (99%) Bandwidth		AUX	Main				
		AUX	Main	AUX	Main						
U-NII Band 4	5855	78.00	77.97	76.83	76.59	14.65	14.63	N/A	2.40	20.05	30

Note: 1. The results have been included cable loss.

2. According to KDB 662911 D01 E)1), Total E.I.R.P.(dBm) = Sum to individual output power (dBm)+ Directional gain (dBi) + duty cycle factor(dB) when duty cycle is less than 98%.

3. According to KDB 662911 D01 d) ii), transmit signals are completely uncorrelated, then

$$\text{Directional gain} = 10 \log[(10^{G1/10} + 10^{G2/10} + \dots + 10^{GN/10})/N_{\text{ANT}}] \text{ dBi}$$

$$\text{Directional gain} = 10 \log[(10^{2.5/10} + 10^{2.3/10})/2] = 2.40\text{dBi}$$

The MIMO is uncorrelated and supported SDM(Spatial Division Multiplexing) mode only. This radio device doesn't support beamforming and Cyclic Delay Diversity (CDD).

Mode 802.11be- EHT160	Centre Frequency (MHz)	Bandwidth(MHz)				Average Output Power (dBm)		Duty Cycle Factor (dB) 10log(1/X)	Total Average Output Power (dBm) ^{Note 2}	Limit (dBm)	Limit(11dB m+10 log B) ^{Note 3}
		Emission (26dB) Bandwidth		Occupied (99%) Bandwidth		Aux	Main				
		Aux	Main	Aux	Main						
U-NII Band 1/2A	5250	161.60	161.70	155.12	155.13	13.97	14.16	N/A	17.08	24	33.08
U-NII Band 2C	5570	161.60	161.70	155.00	155.42	14.76	14.26		17.53		33.08

Note: 1. The results have been included cable loss.

2. According to KDB 662911 D01 E)1), Total average output power(dBm) = Sum to individual output power (dBm)+ duty cycle factor(dB) when duty cycle is less than 98%, please refer to section 3.7.

3. B is the 26 dB emission bandwidth.

Mode 802.11be- EHT160	Centre Frequency (MHz)	Bandwidth(MHz)				Average Output Power (dBm)		Duty Cycle Factor (dB) 10log(1/X)	Directional gain (dBi) ^{Note 3}	Total Average Output Power (EIRP) ^{Note 2}	Limit (EIRP)
		Emission (6dB) Bandwidth		Occupied (99%) Bandwidth		AUX	Main				
		AUX	Main	AUX	Main						
U-NII Band 4	5815	157.80	158.00	154.95	155.20	15.03	14.73	N/A	2.40	20.29	30

Note: 1. The results have been included cable loss.

2. According to KDB 662911 D01 E)1), Total E.I.R.P.(dBm) = Sum to individual output power (dBm)+ Directional gain (dBi) + duty cycle factor(dB) when duty cycle is less than 98%.

3. According to KDB 662911 D01 d) ii), transmit signals are completely uncorrelated, then

$$\text{Directional gain} = 10 \log[(10^{G1/10} + 10^{G2/10} + \dots + 10^{GN/10})/N_{\text{ANT}}] \text{ dBi}$$

$$\text{Directional gain} = 10 \log[(10^{2.5/10} + 10^{2.3/10})/2] = 2.40\text{dBi}$$

The MIMO is uncorrelated and supported SDM(Spatial Division Multiplexing) mode only. This radio device doesn't support beamforming and Cyclic Delay Diversity (CDD).

Mode 802.11b-e- EHT20	Centre Frequency (MHz)	RU Configuration	Bandwidth(MHz)				Average Output Power (dBm)		Duty Cycle Factor (dB) 10log(1/X)	Total Average Output Power (dBm) ^{Note 2}	Limit (dBm)	Limit(11 dB m+10 log B) ^{Note 3}
			Emission (26dB) Bandwidth		Occupied (99%) Bandwidth		Aux	Main				
			Aux	Main	Aux	Main						
U-NII Band 1	5180	26/0	22.72	22.51	18.90	18.89	9.49	9.01	N/A	12.27	N/A	
		52/37	22.72	22.51	18.90	18.89	12.31	12.11	N/A	15.22		
		106/53	22.72	22.51	18.90	18.89	15.60	15.04	N/A	18.34		
U-NII Band 2A	5320	26/8	22.70	22.55	18.88	18.86	9.19	8.80	N/A	12.01	24.53	
		52/40	22.70	22.55	18.88	18.86	12.13	11.98	N/A	15.07	24.53	
		106/54	22.70	22.55	18.88	18.86	15.44	15.22	N/A	18.34	24.53	
U-NII Band 2C	5500	26/0	21.61	22.47	18.94	18.86	9.39	9.38	N/A	12.40	24.35	
		52/37	21.61	22.47	18.94	18.86	12.60	12.14	N/A	15.39	24.35	
		106/53	21.61	22.47	18.94	18.86	15.60	15.12	N/A	18.38	24.35	
	5700	26/8	21.91	22.21	18.89	18.89	10.08	9.40	N/A	12.76	24.41	
		52/40	21.91	22.21	18.89	18.89	13.09	12.90	N/A	16.01	24.41	
		106/54	21.91	22.21	18.89	18.89	15.74	15.63	N/A	18.70	24.41	
U-NII Band 3	5745	26/0	18.92	19.01	18.89	18.85	16.26	15.75	N/A	19.02	N/A	
		52/37	18.92	19.01	18.89	18.85	16.00	16.01	N/A	19.02		
		106/53	18.92	19.01	18.89	18.85	16.24	15.96	N/A	19.11		
5825	26/8	19.02	19.02	18.85	18.86	16.06	16.04	N/A	19.06	N/A		
	52/40	19.02	19.02	18.85	18.86	16.12	16.10	N/A	19.12			
	106/54	19.02	19.02	18.85	18.86	15.66	16.05	N/A	18.87			

Note: 1. The results have been included cable loss.

2. According to KDB 662911 D01 E)1), Total average output power(dBm) = Sum to individual output power (dBm)+ duty cycle factor(dB) when duty cycle is less than 98%, please refer to section 3.7.

3. B is the 26 dB emission bandwidth.

Audix Technology Corp.
 No. 491, Zhongfu Rd., Linkou Dist.,
 New Taipei City244, Taiwan

Tel: +886 2 26099301
Fax: +886 2 26099303

Mode 802.11be- EHT40	Centre Frequency (MHz)	RU Configuration	Bandwidth(MHz)				Average Output Power (dBm)		Duty Cycle Factor (dB) 10log(1/X)	Total Average Output Power (dBm) ^{Note 2}	Limit (dBm)	Limit(11d Bm+10 log B) ^{Note 3}
			Emission (26dB) Bandwidth		Occupied (99%) Bandwidth		Aux	Main				
			Aux	Main	Aux	Main						
U-NII Band 1	5190	242/61	40.73	40.51	37.51	37.59	15.92	15.25	N/A	24	N/A	
U-NII Band 2A	5310	242/62	40.75	40.66	37.48	37.45	15.50	15.50			27.09	
U-NII Band 2C	5510	242/61	41.31	40.57	37.45	37.42	15.86	15.81			27.08	
	5670	242/62	40.62	40.27	37.58	37.48	16.43	16.19			27.05	
Mode 802.11be- EHT40	Centre Frequency (MHz)	RU Configuration	Bandwidth(MHz)				Average Output Power (dBm)		Duty Cycle Factor (dB) 10log(1/X)	Total Average Output Power (dBm) ^{Note 2}	Limit (dBm)	Limit(11d Bm+10 log B) ^{Note 3}
Emission (6dB) Bandwidth		Occupied (99%) Bandwidth		Aux	Main							
Aux	Main	Aux	Main									
U-NII Band 3	5755	242/61	38.05	38.03	37.49	37.55	16.20	15.53	N/A	30	N/A	
	5795	242/62	37.99	38.05	37.50	37.43	16.13	15.46			18.82	

Note: 1. The results have been included cable loss.

2. According to KDB 662911 D01 E)1), Total average output power(dBm) = Sum to individual output power (dBm)+ duty cycle factor(dB) when duty cycle is less than 98%, please refer to section 3.7.

3. B is the 26 dB emission bandwidth.

Mode 802.11be- EHT80	Centre Frequency (MHz)	RU Configuration	Bandwidth(MHz)				Average Output Power (dBm)		Duty Cycle Factor (dB) 10log(1/X)	Total Average Output Power (dBm) ^{Note 2}	Limit (dBm)	Limit(11d Bm+10 log B) ^{Note 3}
			Emission (26dB) Bandwidth		Occupied (99%) Bandwidth		Aux	Main				
			Aux	Main	Aux	Main						
U-NII Band 1	5210	484/65	80.32	81.22	76.65	76.60	14.86	14.84	N/A	17.86	24	N/A
U-NII Band 2A	5290	484/66	80.53	80.78	76.62	76.57	14.03	14.76				30.06
U-NII Band 2C	5530	484/65	81.66	80.56	76.61	76.53	14.80	14.52				30.06
	5610	484/66	81.33	80.82	76.68	76.66	14.31	14.37				30.08
Mode 802.11be- EHT80	Centre Frequency (MHz)	RU Configuration	Bandwidth(MHz)				Average Output Power (dBm)		Duty Cycle Factor (dB) 10log(1/X)	Total Average Output Power (dBm) ^{Note 2}	Limit (dBm)	Limit(11d Bm+10 log B) ^{Note 3}
Emission (6dB) Bandwidth		Occupied (99%) Bandwidth		Aux	Main							
Aux	Main	Aux	Main									
U-NII Band 3	5775	484/65	77.98	78.07	76.70	76.50	14.76	15.20	N/A	18.00	30	N/A
		484/66	77.98	78.07	76.70	76.50	15.22	15.42		18.33		

Mode 802.11be- EHT160	Centre Frequency (MHz)	RU Configuration	Bandwidth(MHz)				Average Output Power (dBm)		Duty Cycle Factor (dB) 10log(1/X)	Total Average Output Power (dBm) ^{Note 2}	Limit (dBm)	Limit(11d Bm+10 log B) ^{Note 3}
			Emission (26dB) Bandwidth		Occupied (99%) Bandwidth		Aux	Main				
			Aux	Main	Aux	Main						
U-NII Band 1/2A	5250	996/97	161.60	161.70	155.12	155.13	14.46	14.61	N/A	17.55	24	33.08
		996/S67	161.60	161.70	155.12	155.13	13.68	13.84		16.77		33.08
U-NII Band 2C	5570	996/97	161.60	161.70	155.00	155.42	14.58	14.20		17.40		33.08
		996/S67	161.60	161.70	155.00	155.42	14.65	14.12		17.40		33.08

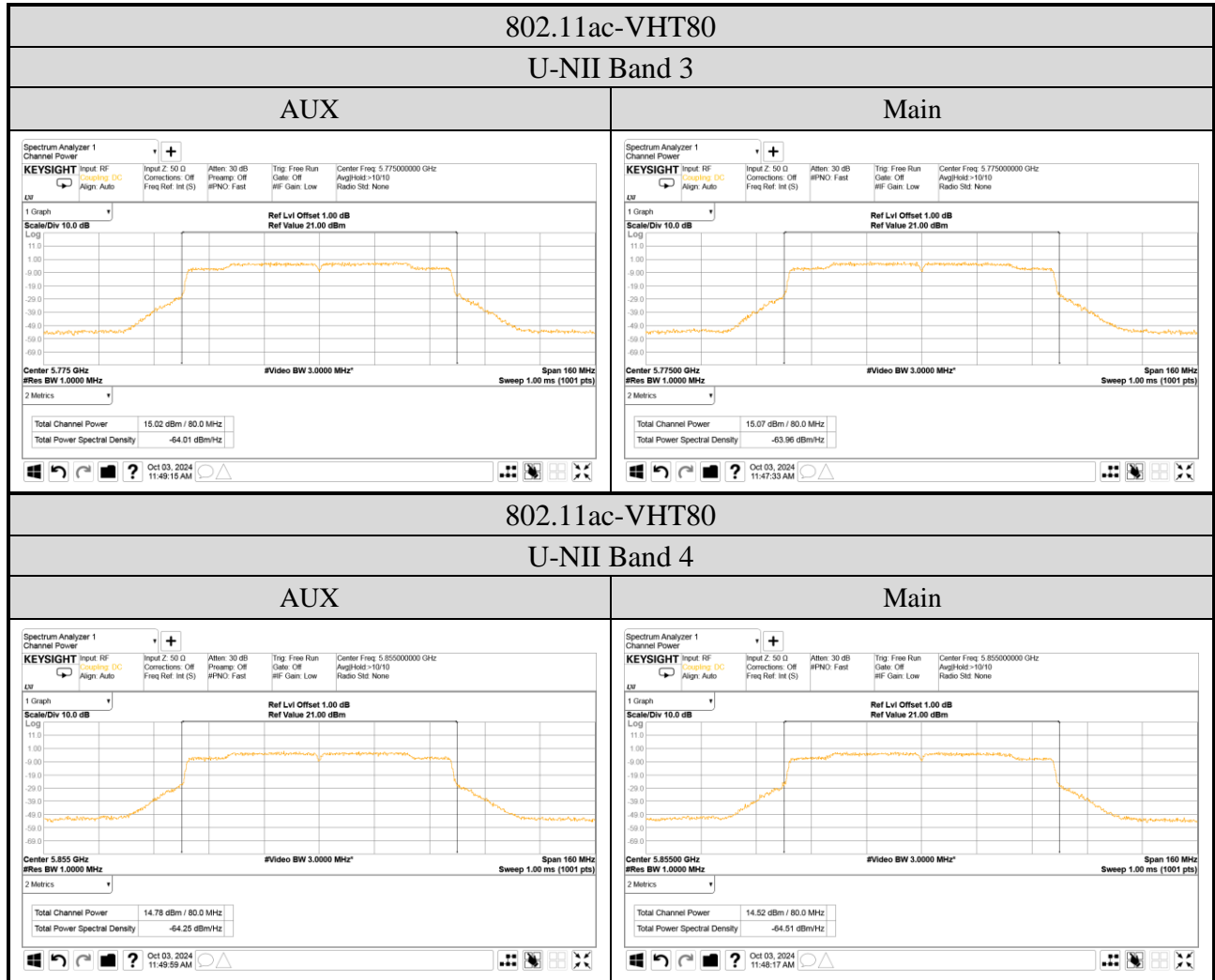
Note: 1. The results have been included cable loss.

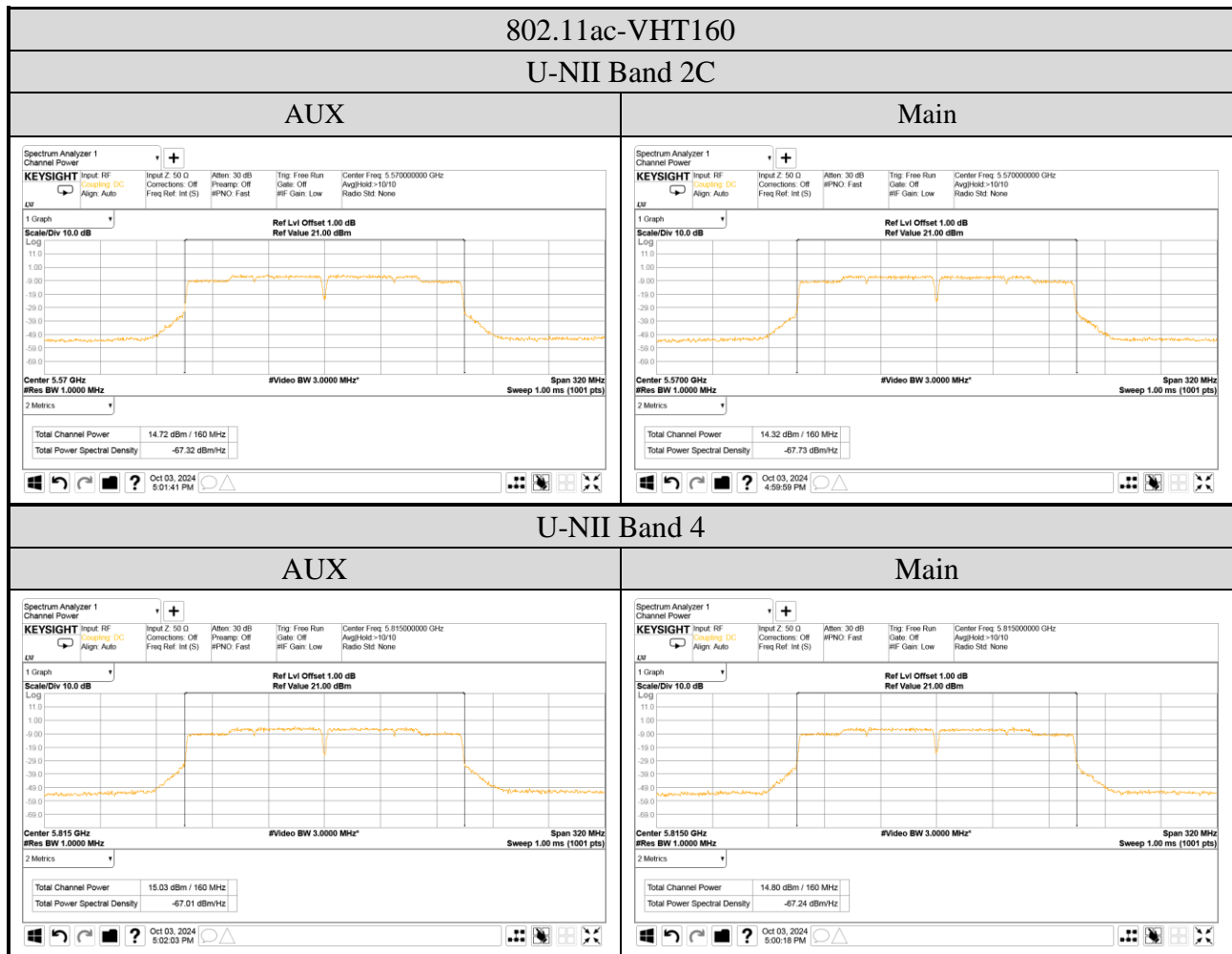
2. According to KDB 662911 D01 E)1), Total average output power(dBm) = Sum to individual output power (dBm)+ duty cycle factor(dB) when duty cycle is less than 98%, please refer to section 3.7.

3. B is the 26 dB emission bandwidth.

A.3.2 Measurement Plots

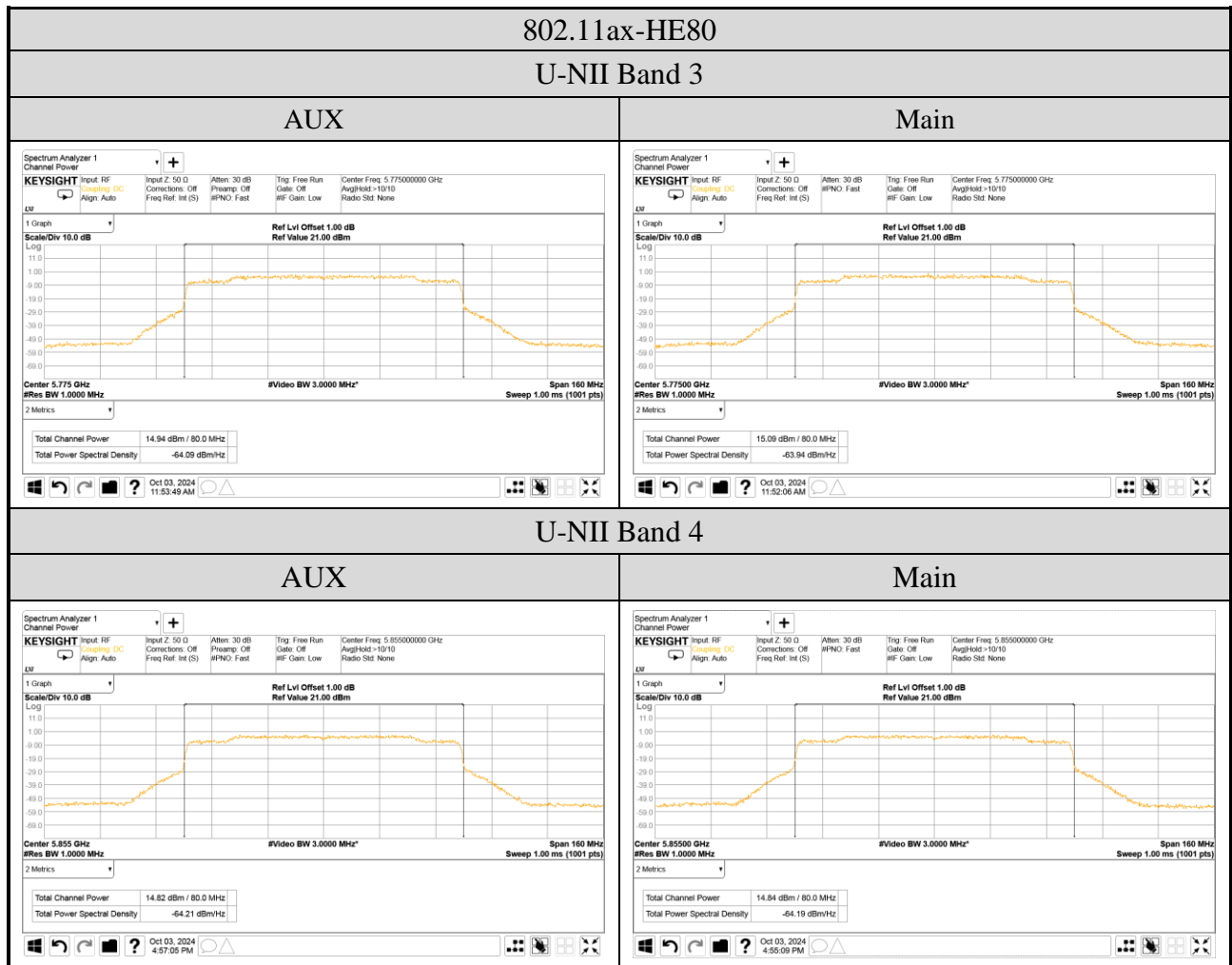
- Maximum Output Power

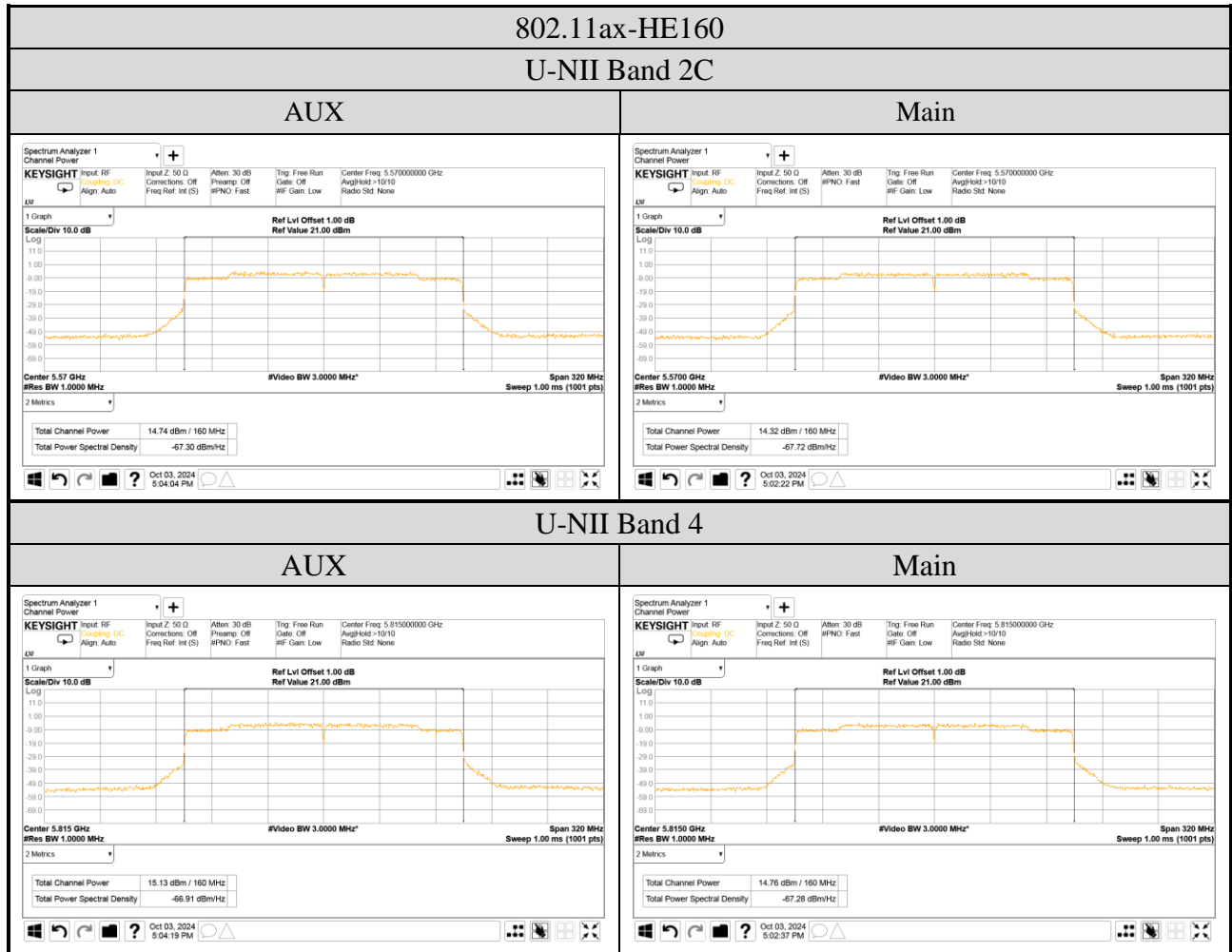




Audix Technology Corp.
 No. 491, Zhongfu Rd., Linkou Dist.,
 New Taipei City 244, Taiwan

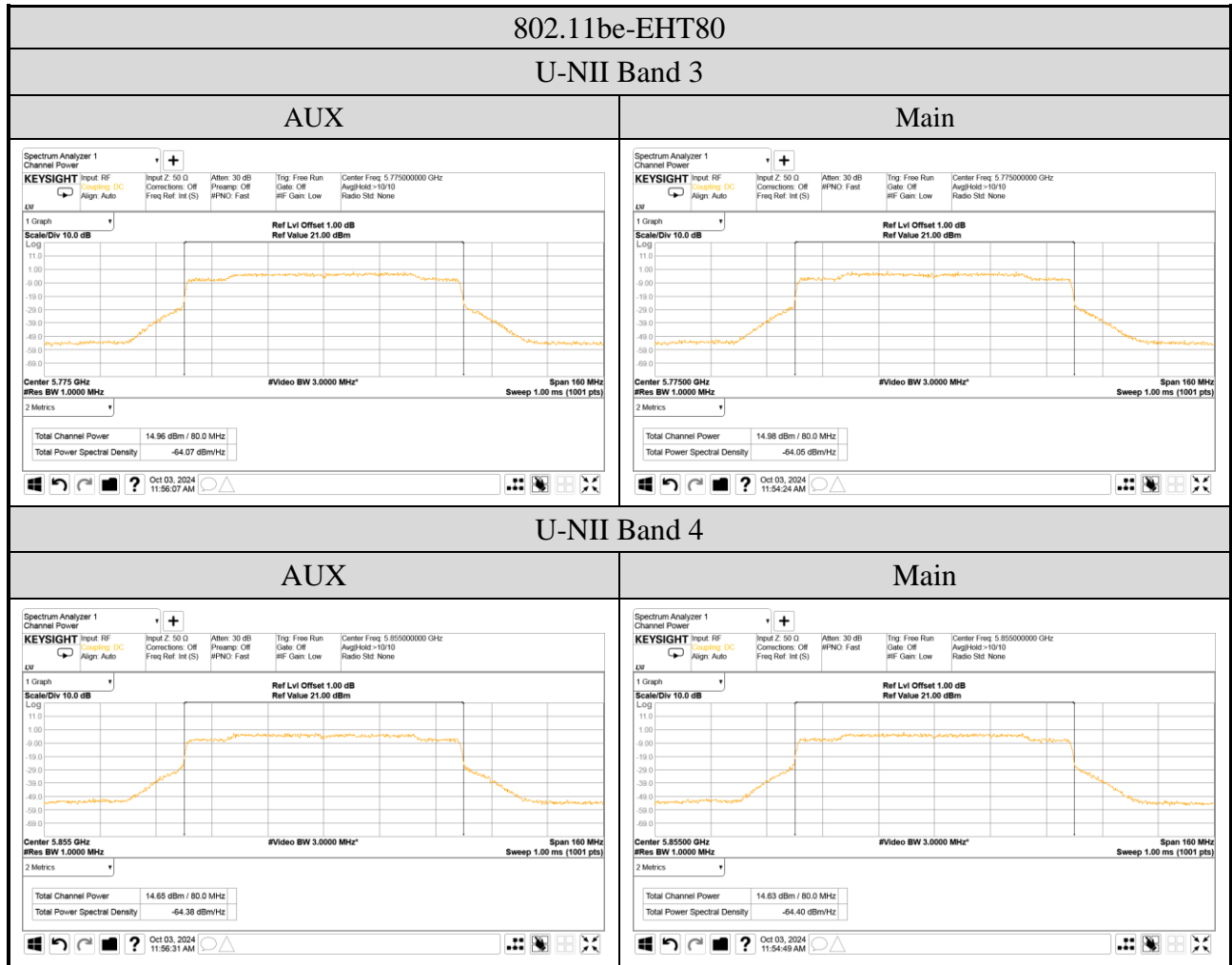
Tel: +886 2 26099301
Fax: +886 2 26099303

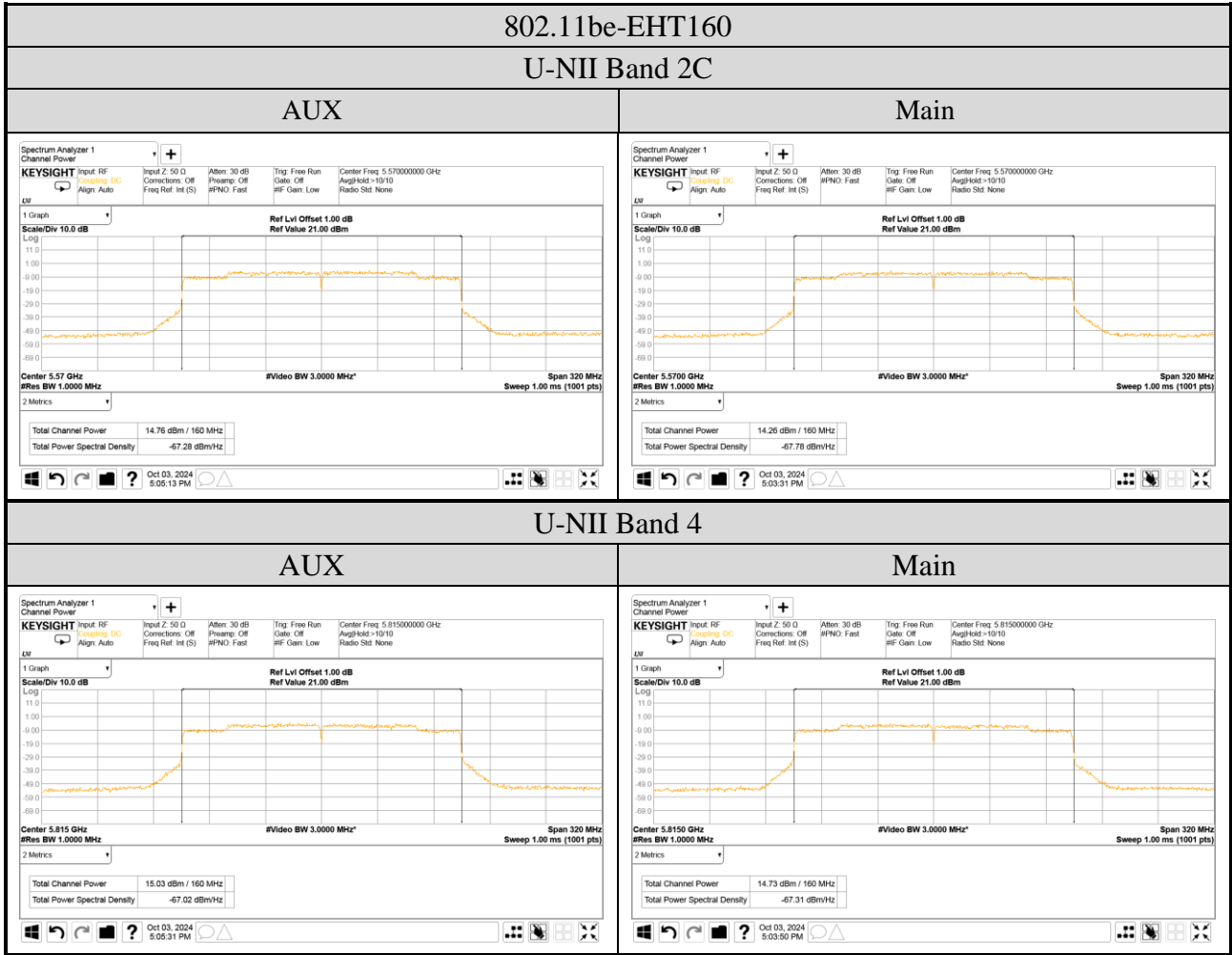


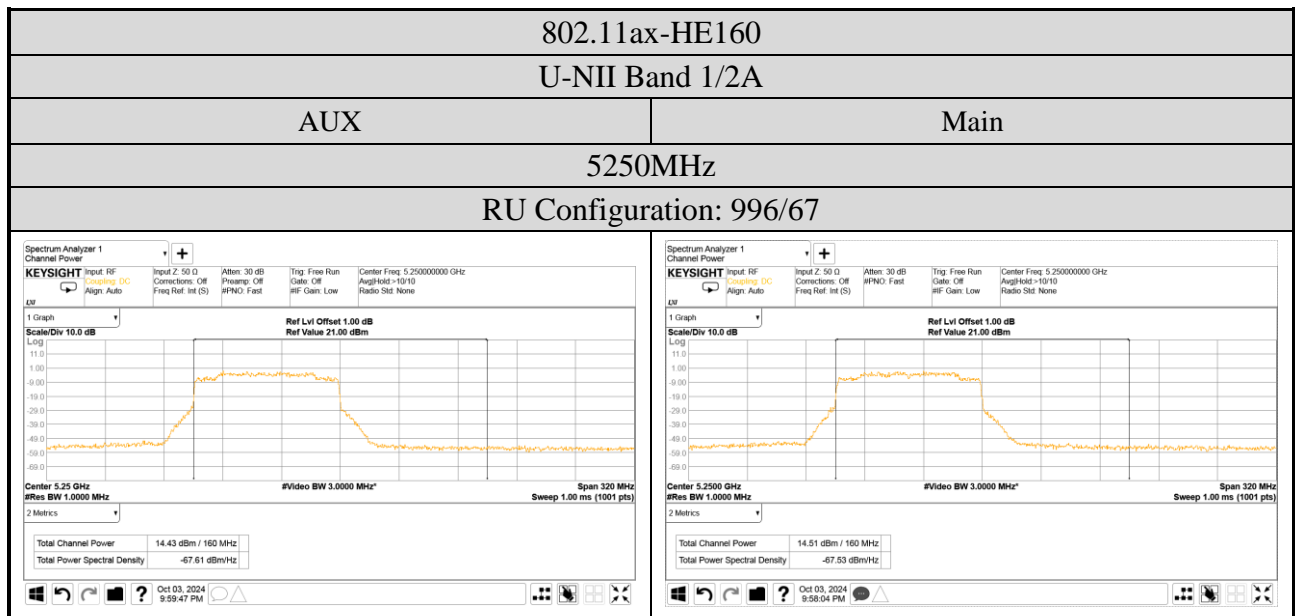
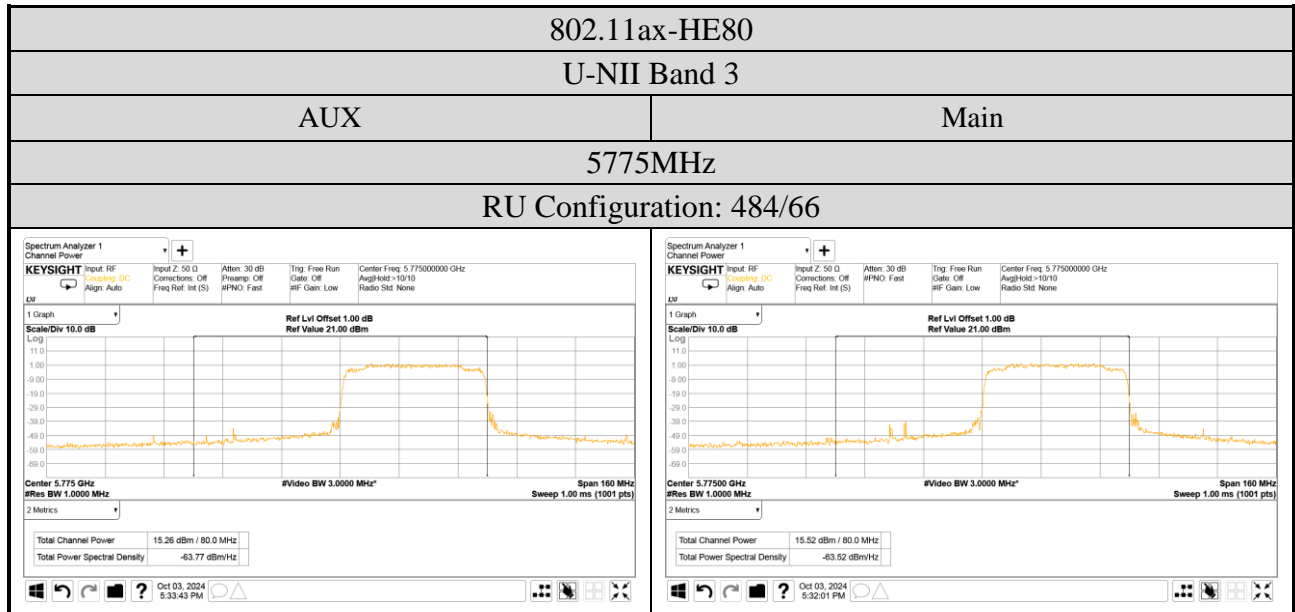


Audix Technology Corp.
 No. 491, Zhongfu Rd., Linkou Dist.,
 New Taipei City 244, Taiwan

Tel: +886 2 26099301
Fax: +886 2 26099303

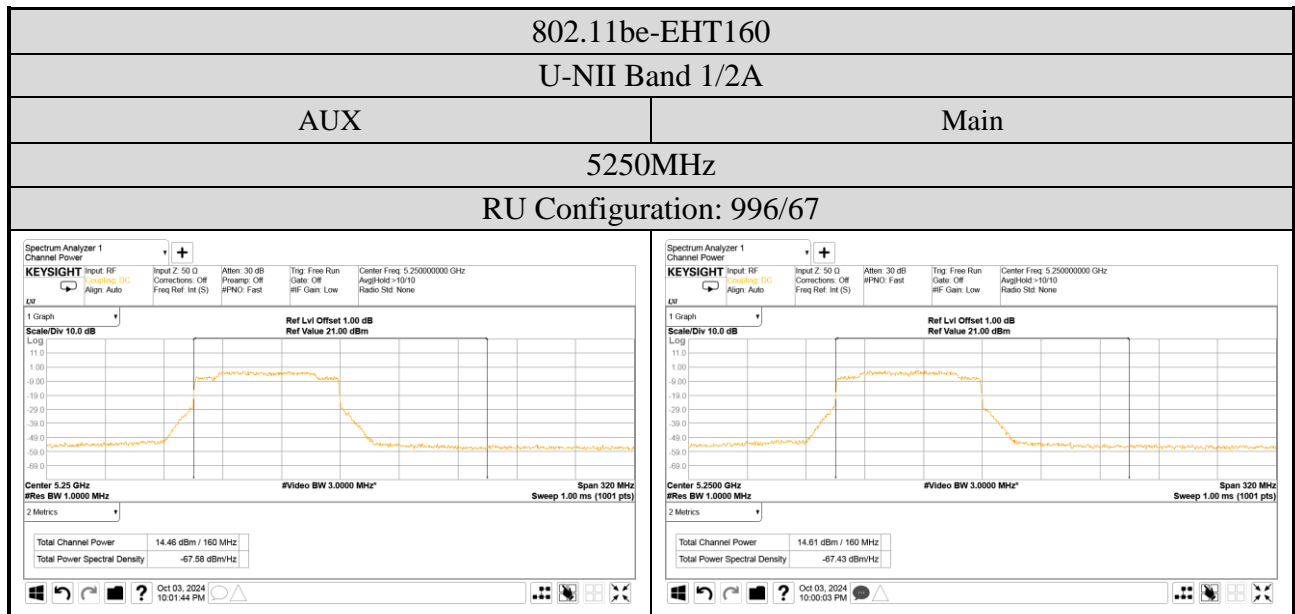
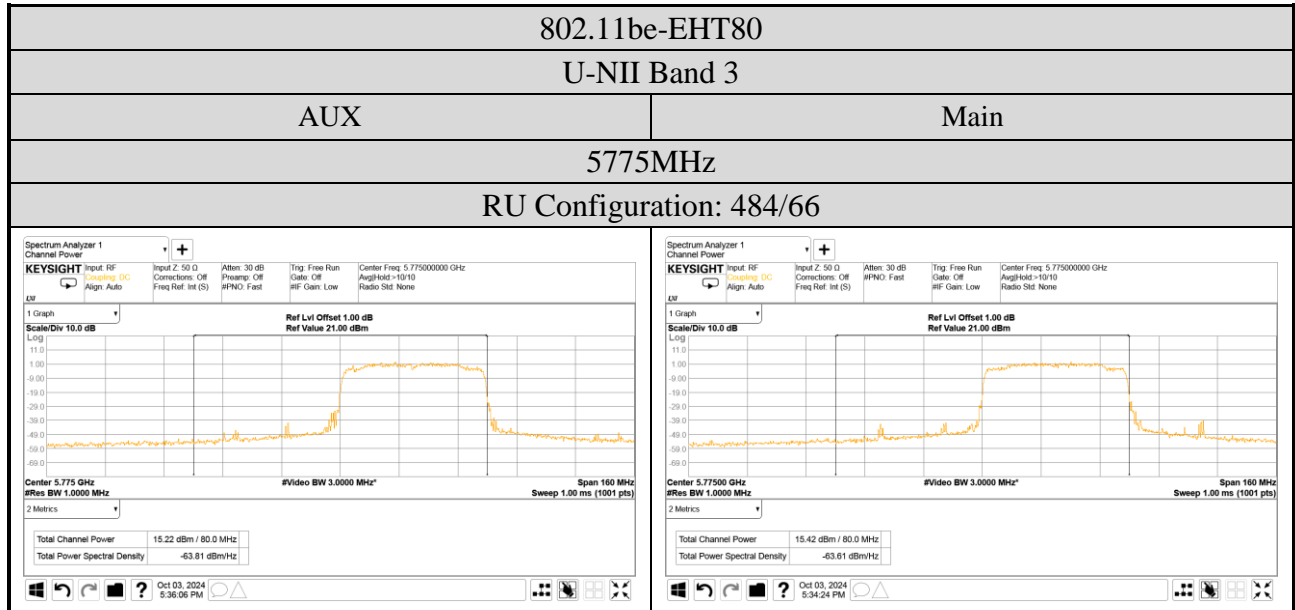




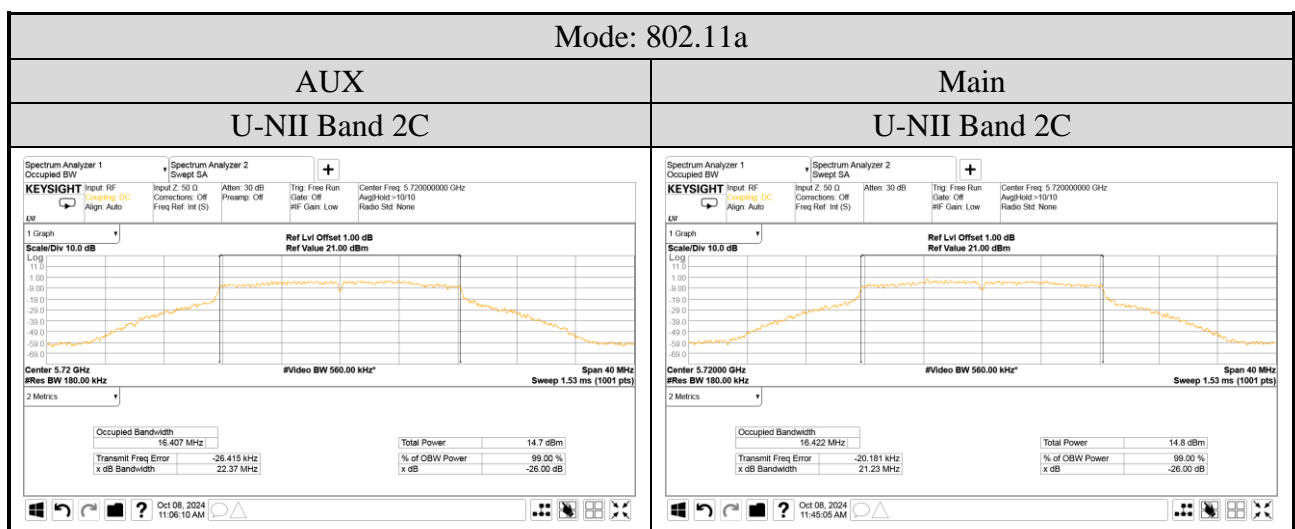
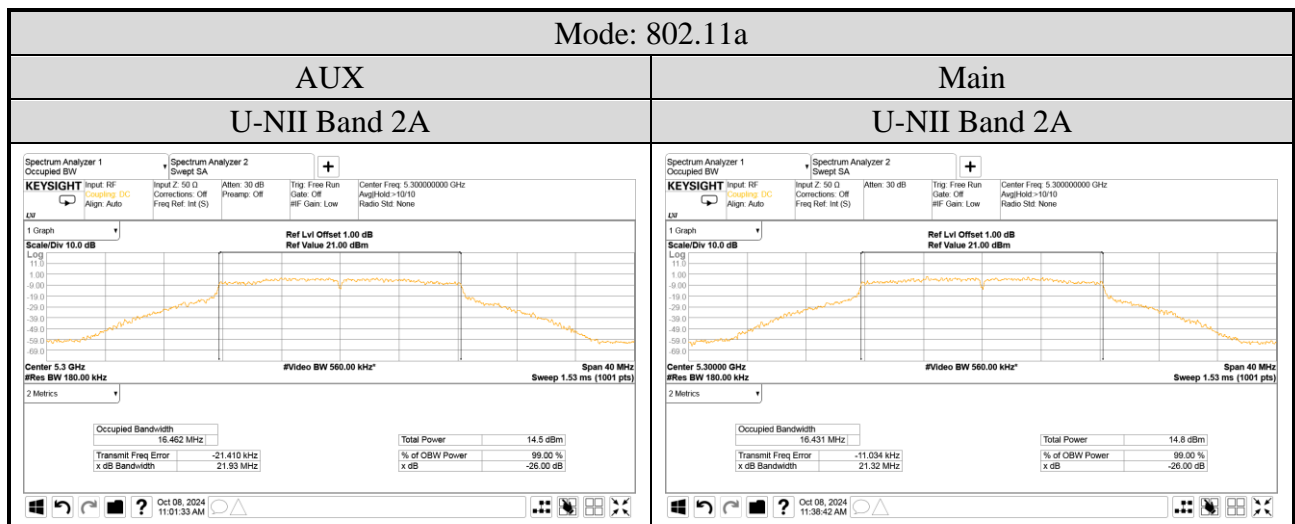
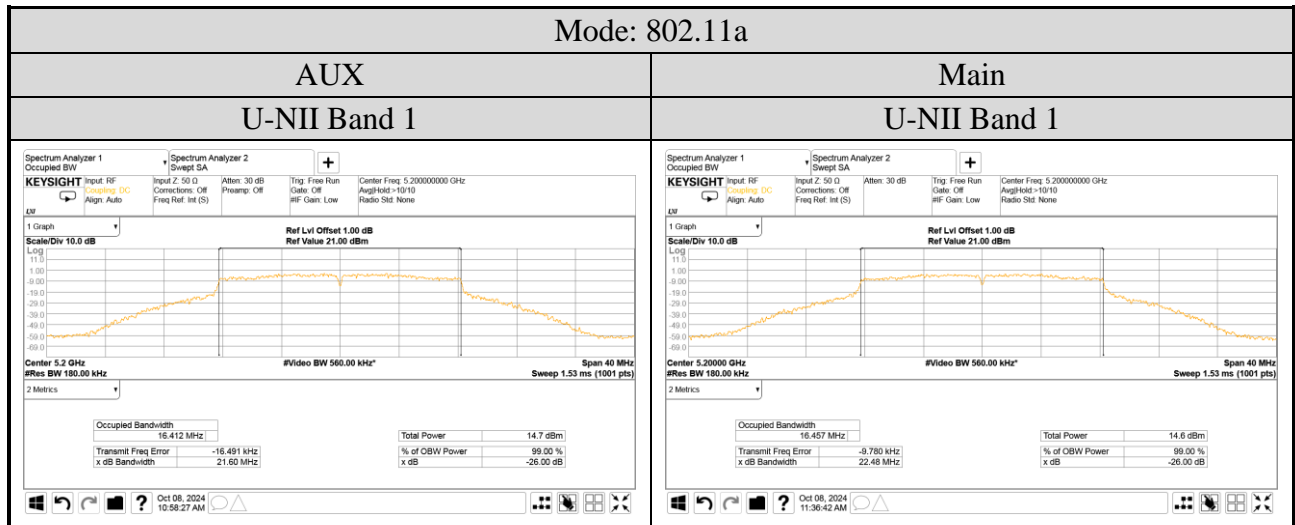


Audix Technology Corp.
 No. 491, Zhongfu Rd., Linkou Dist.,
 New Taipei City244, Taiwan

Tel: +886 2 26099301
Fax: +886 2 26099303



● Emission (26dB/99%) Bandwidth (U-NII Band 1~2C)



Audix Technology Corp.
 No. 491, Zhongfu Rd., Linkou Dist.,
 New Taipei City 244, Taiwan

Tel: +886 2 26099301
Fax: +886 2 26099303

