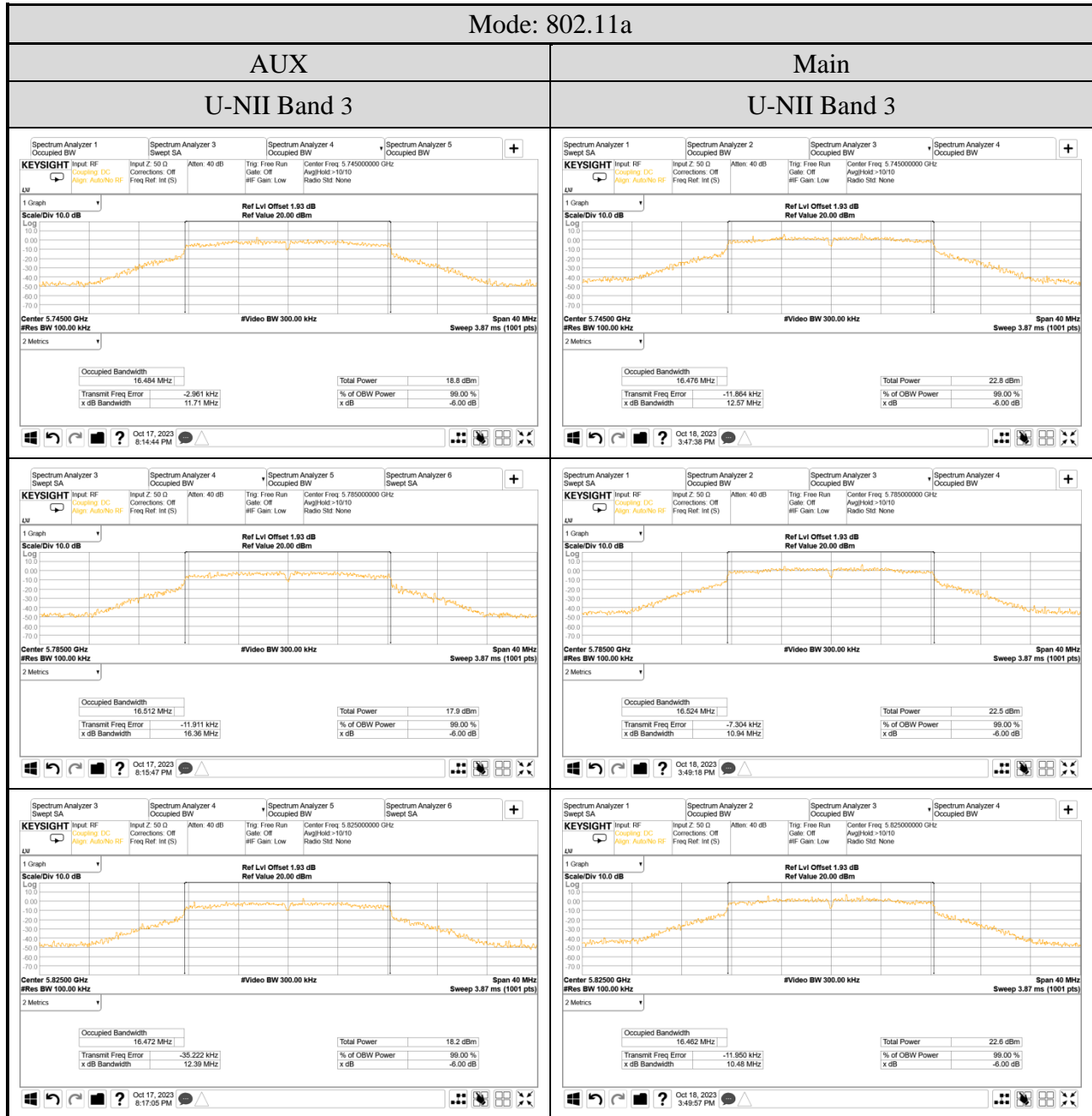
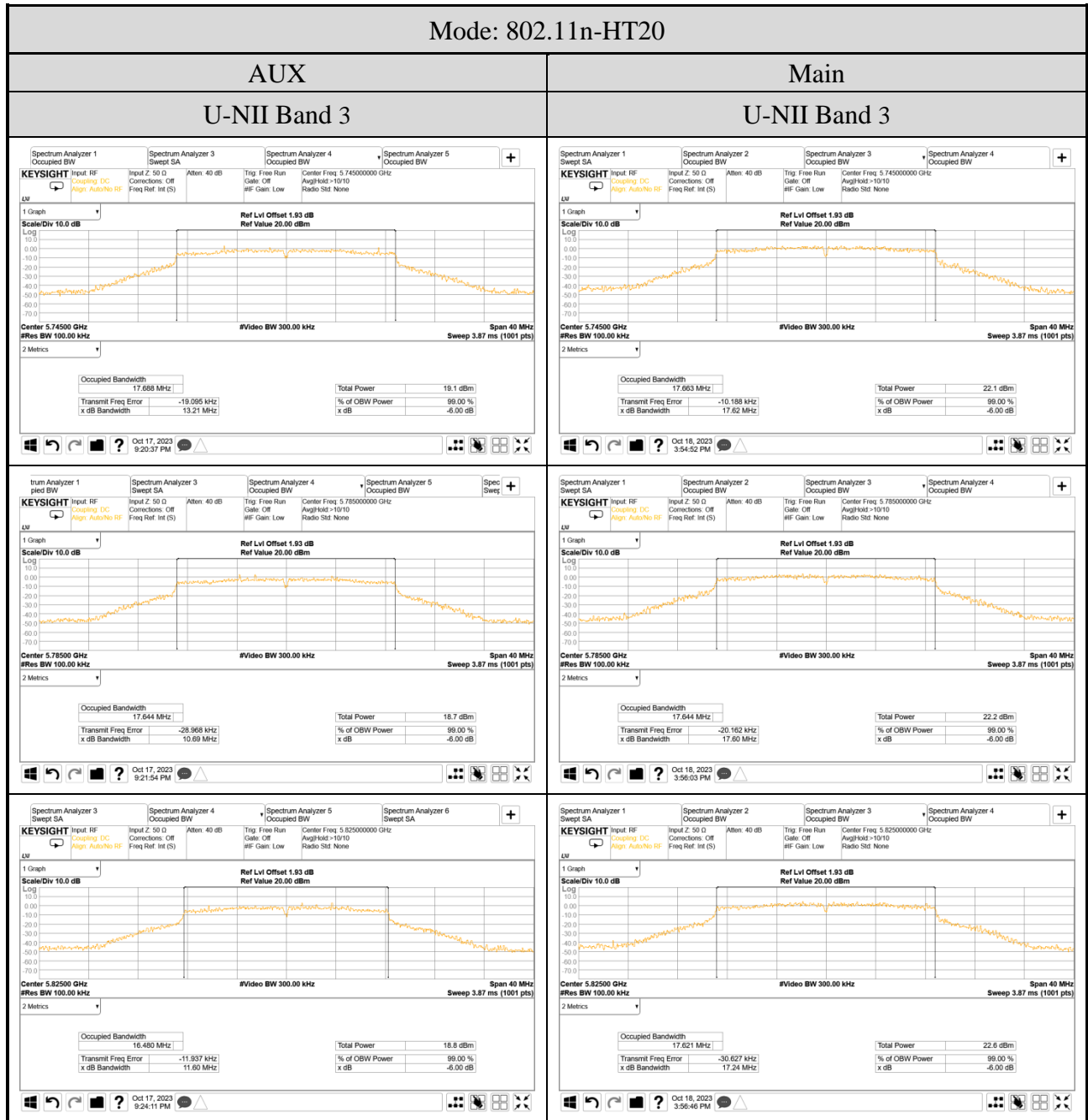
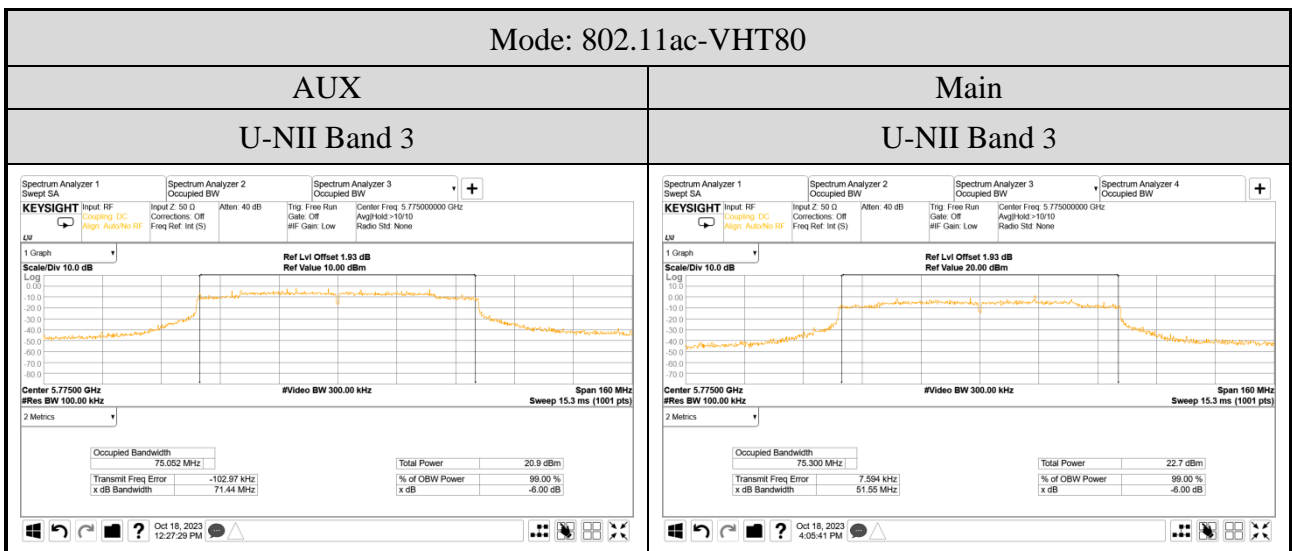
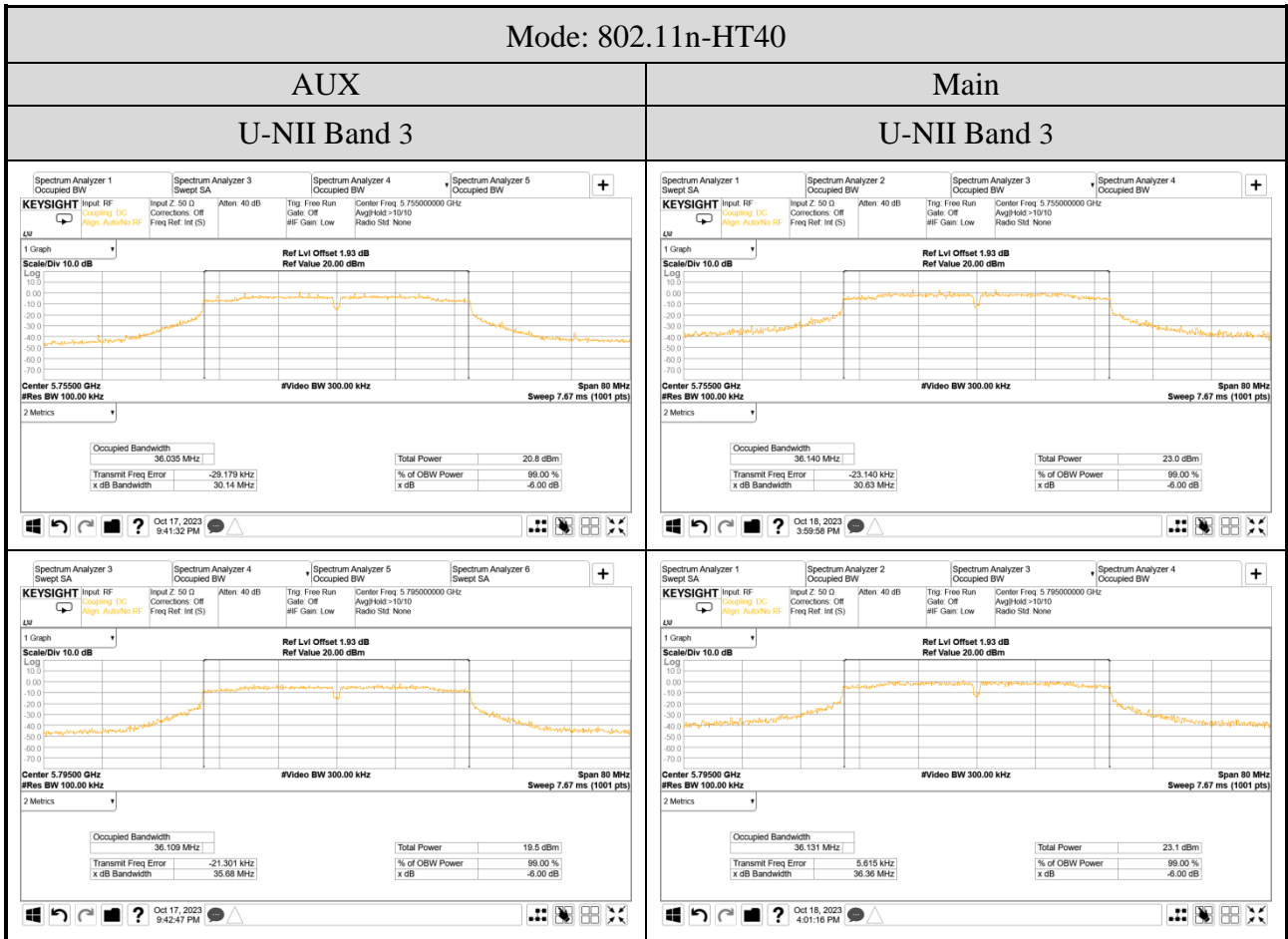
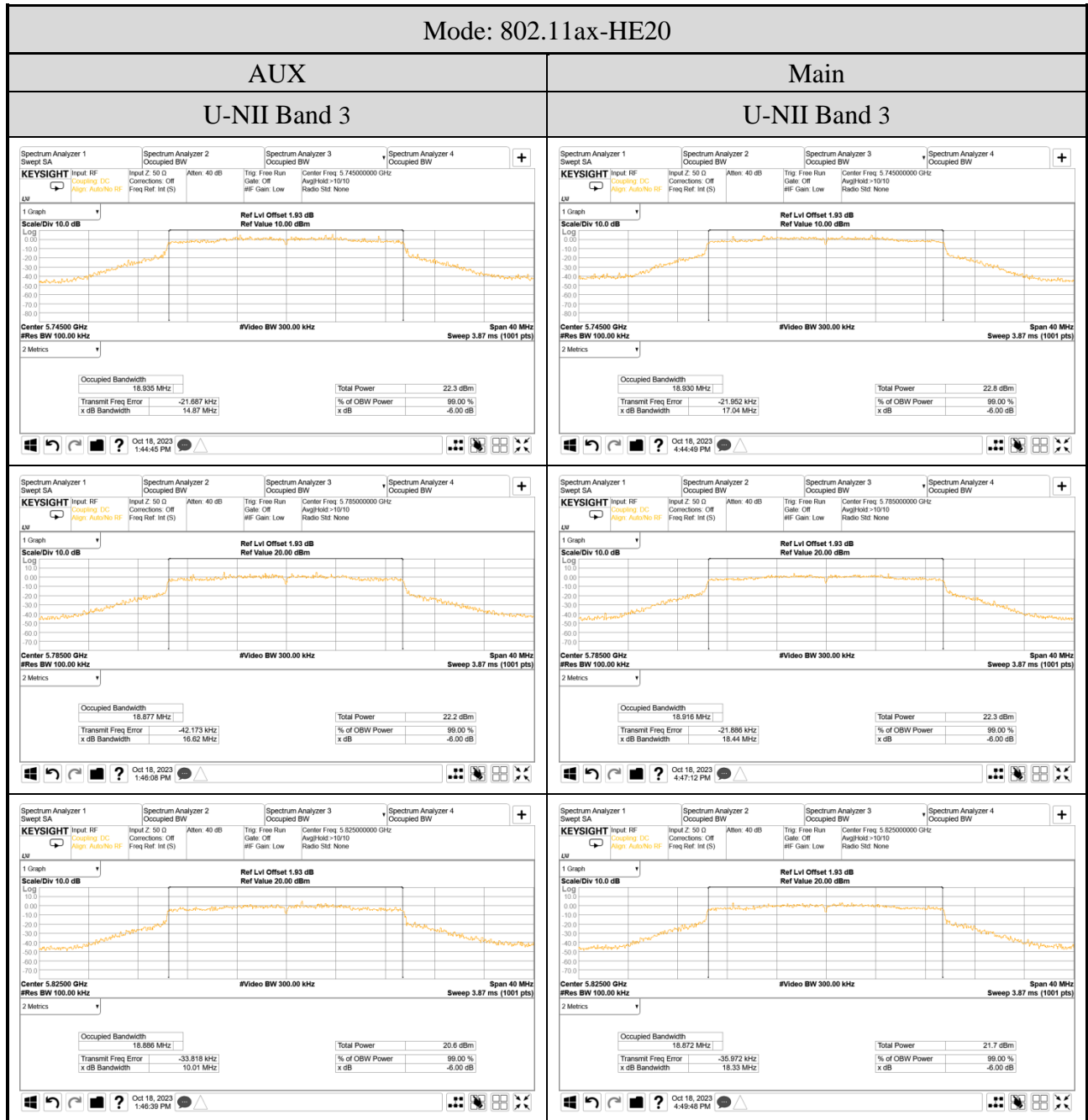


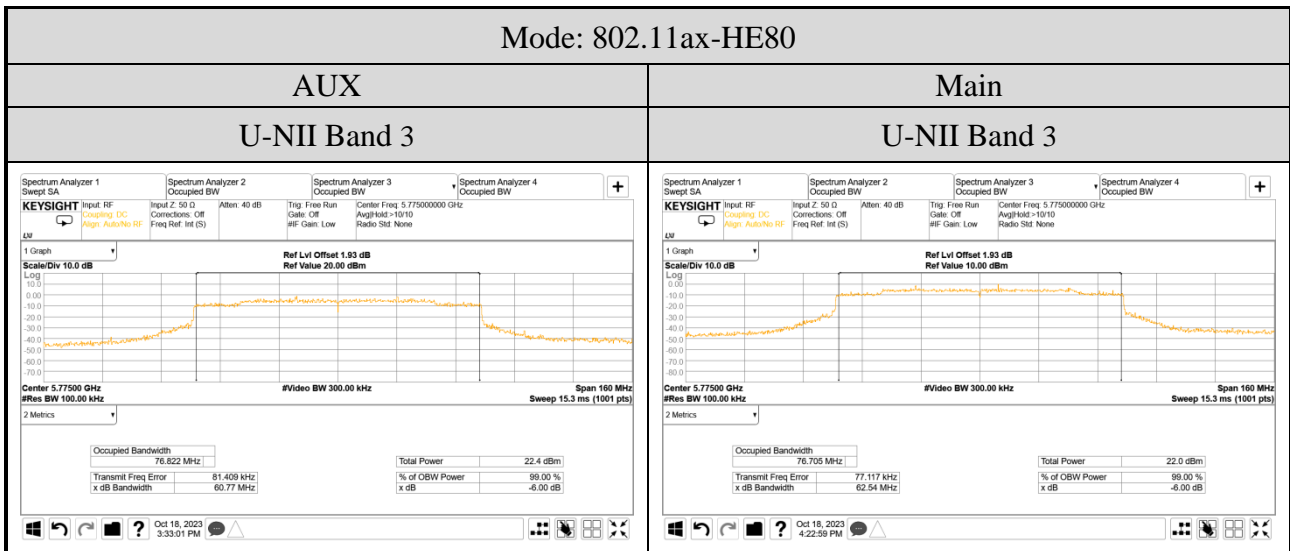
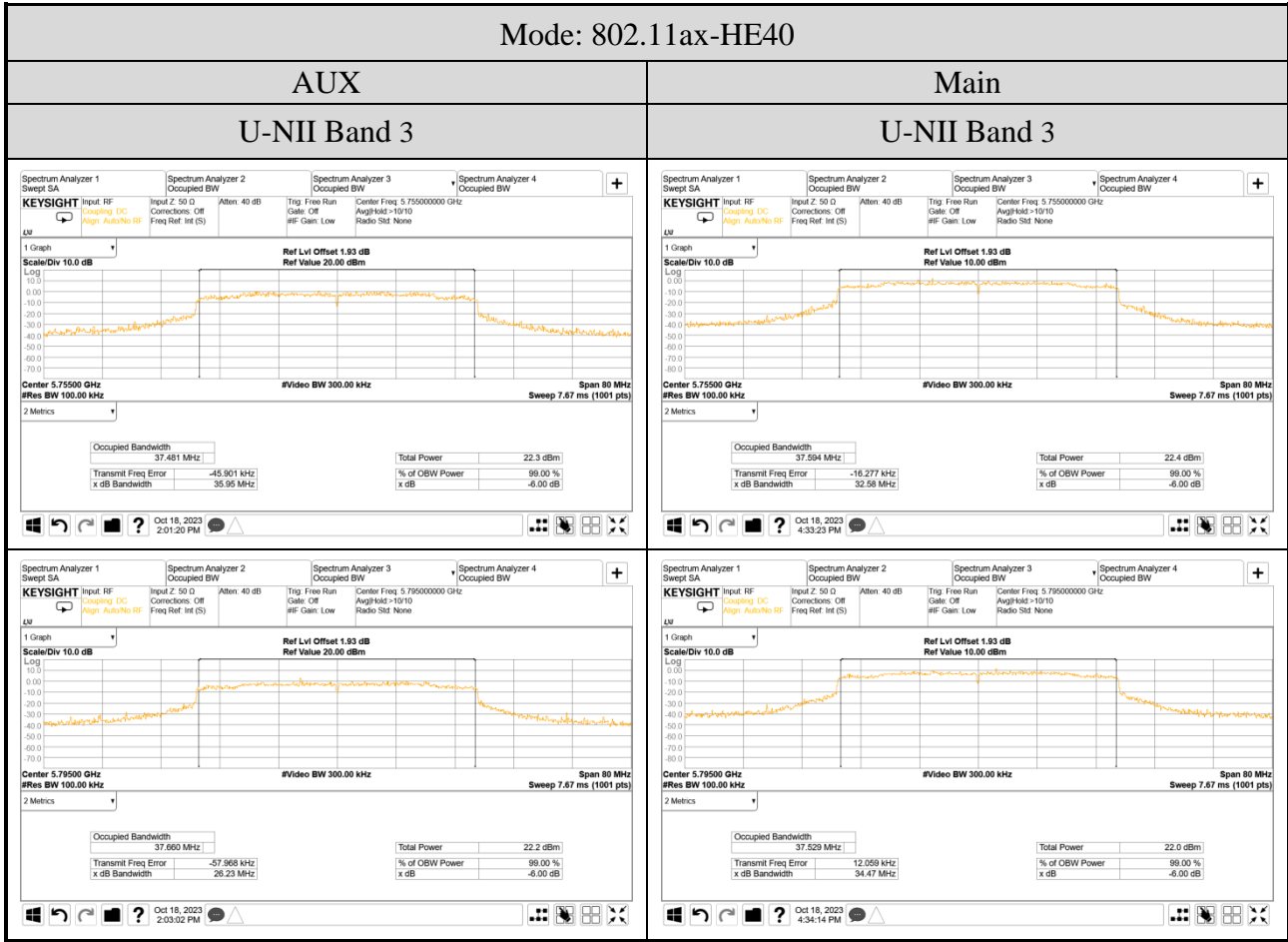
● For Emission (6dB) Bandwidth (U-NII Band 3)



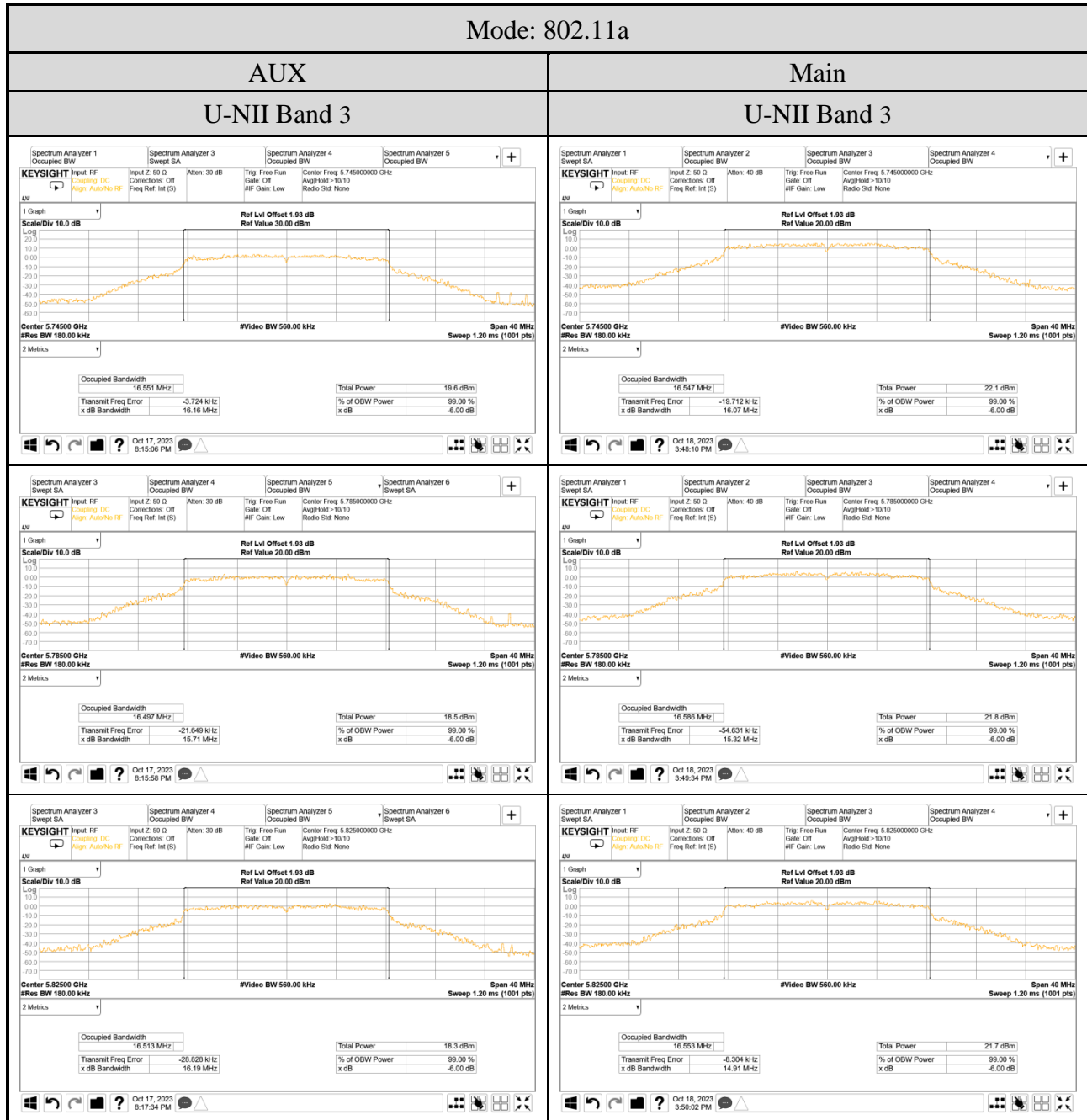


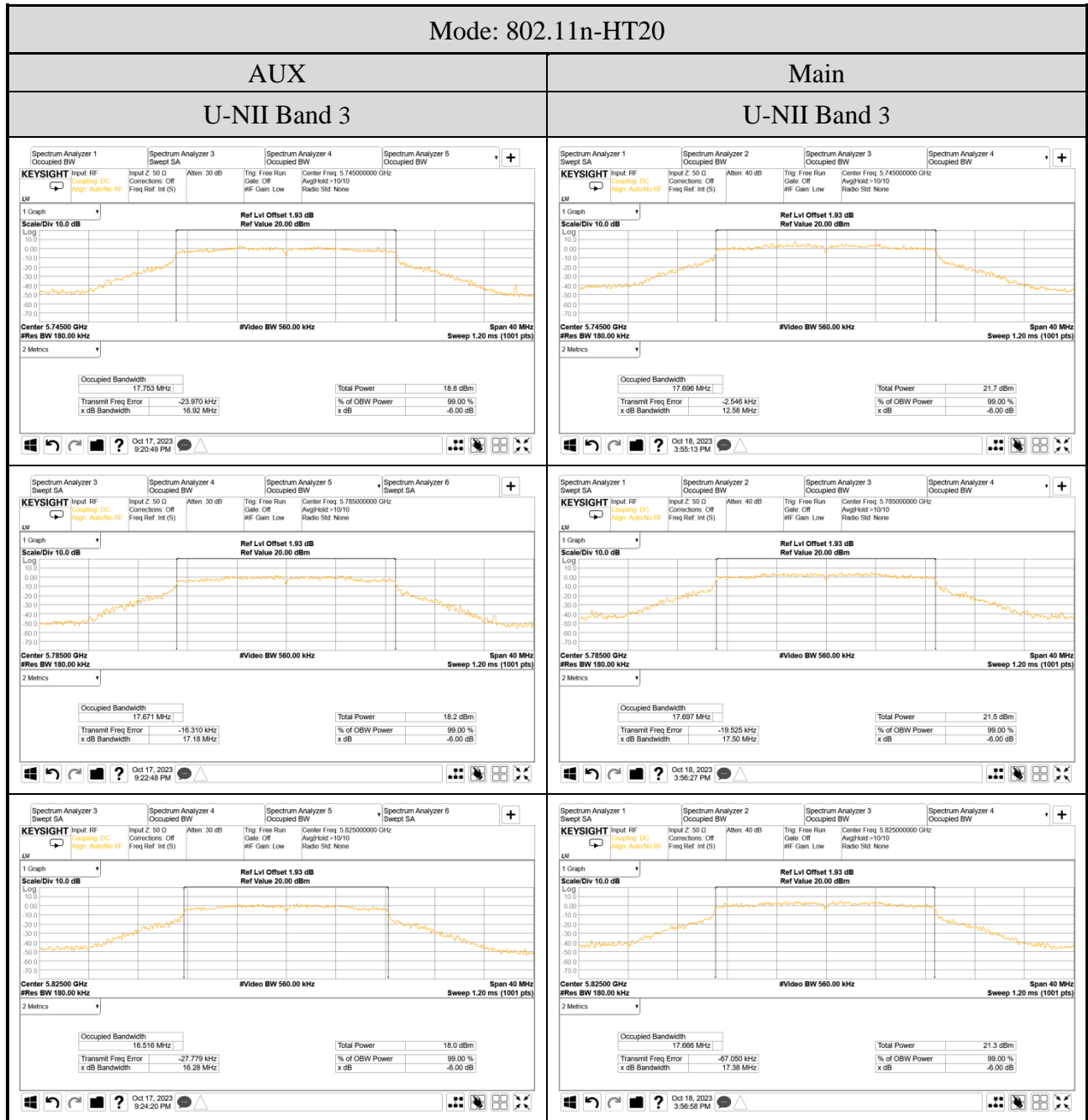


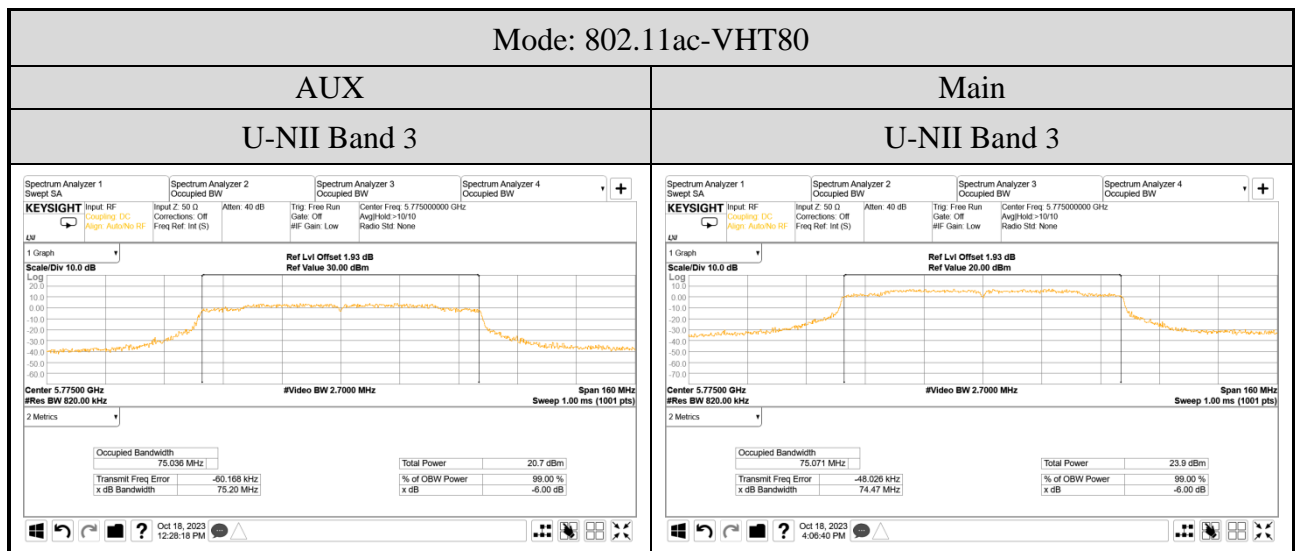


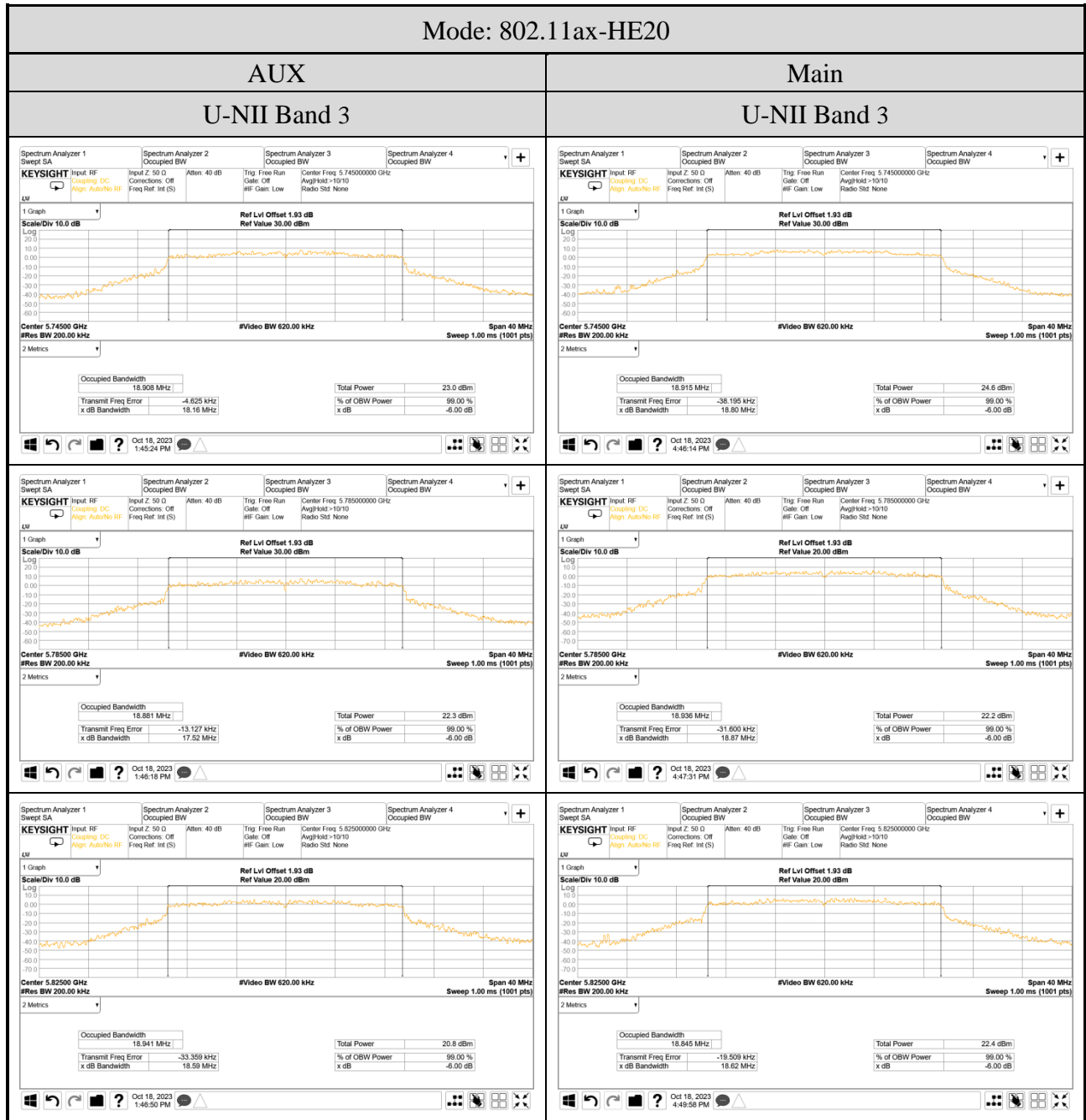


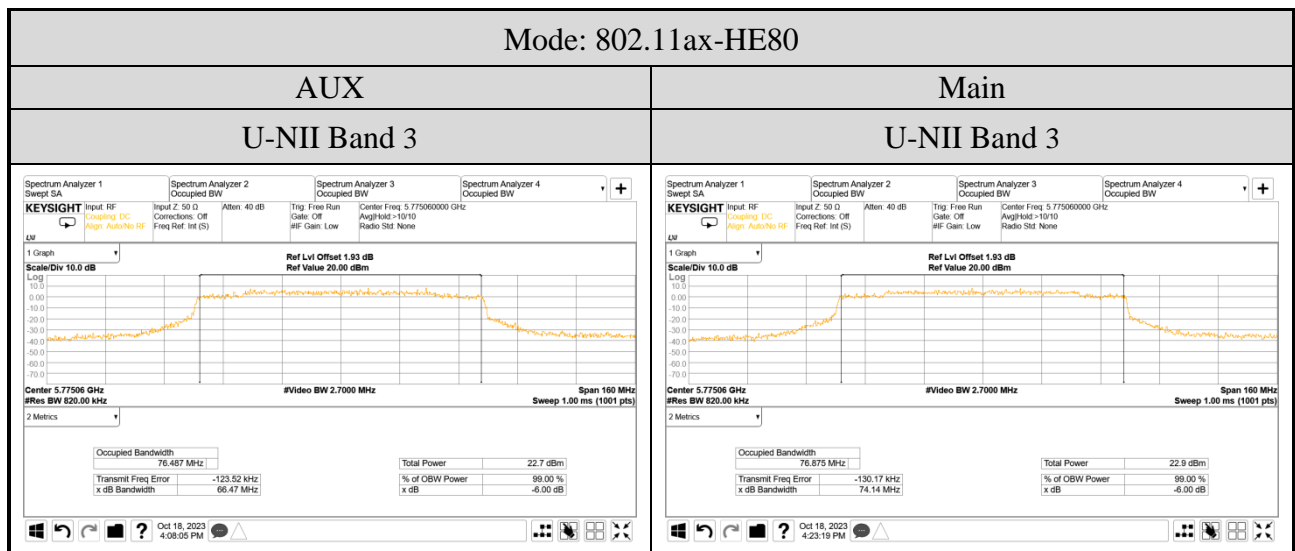
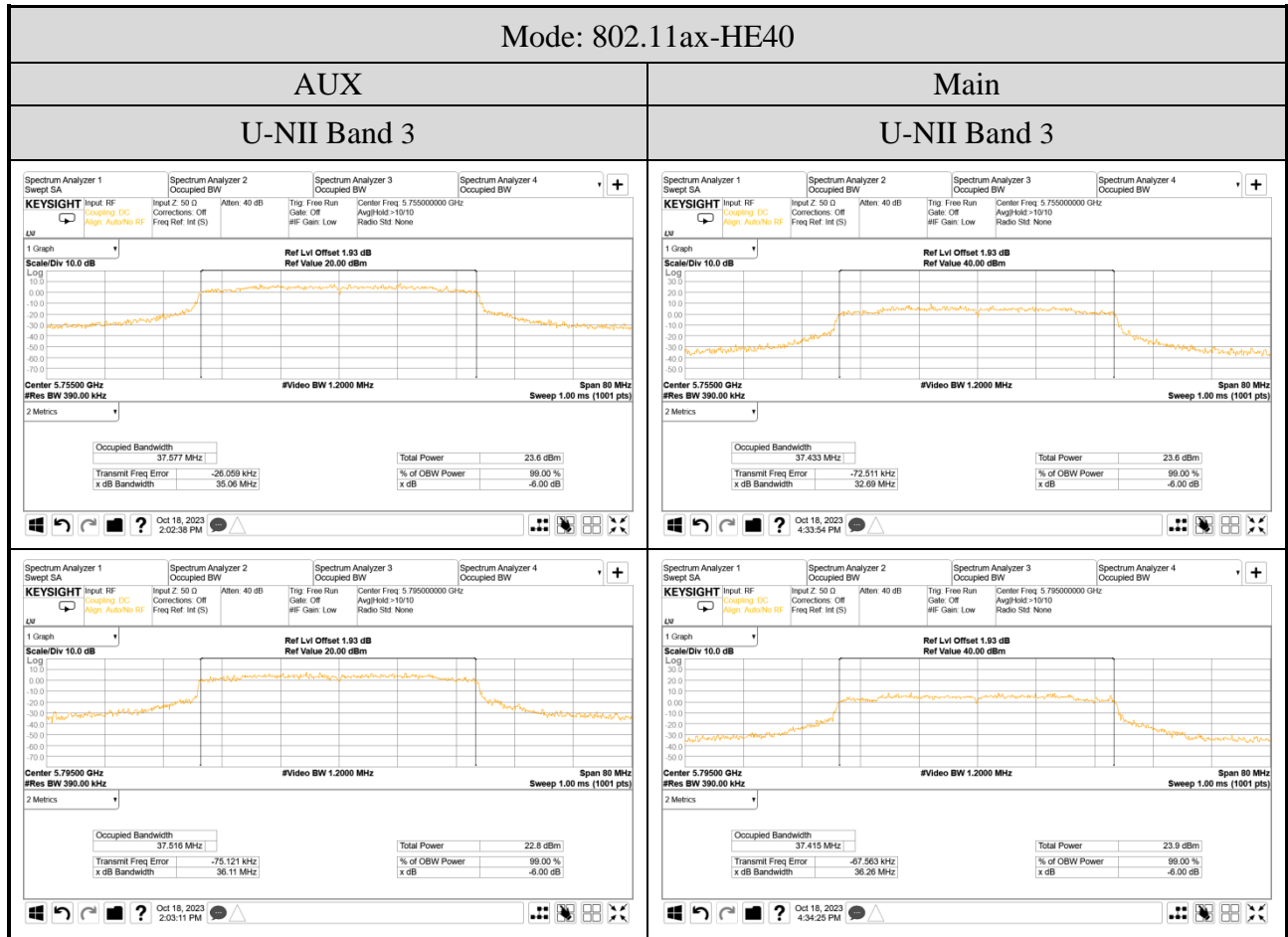
● For Occupied (99%) Bandwidth











A.4 POWER SPECTRAL DENSITY

Test Date	2023/10/27	Temp./Hum.	23°C/68%
Cable Loss	1.93dB	Tested By	Harry Huang
Test Voltage	AC 120V 60Hz (Via AC Adapter)		

A.4.1 Power Spectral Density Result

Mode	U-NII Band	Centre Frequency (MHz)	Power Spectral Density (dBm/1MHz)		Duty Cycle Factor $10\log(1/X)$	Max. Power Spectral Density (dBm/1MHz) <small>Note 3</small>	Limit
			AUX	Main			
802.11a	1	5180	5.098	6.151	N/A	6.151	11 dBm/MHz
		5200	5.222	6.493		6.493	
		5240	4.934	6.488		6.488	
	2A	5260	4.891	6.681		6.681	
		5300	4.887	6.453		6.453	
		5320	4.857	6.394		6.394	
	2C	5500	4.867	6.412		6.412	
		5580	4.694	6.858		6.858	
		5700	4.106	6.826		6.826	
		5720	4.376	6.409		6.409	

Mode	U-NII Band	Centre Frequency (MHz)	Power Spectral Density (dBm/500kHz)		Duty Cycle Factor $10\log(1/X)$	Max. Power Spectral Density (dBm/500kHz) <small>Note 4</small>	Limit
			AUX	Main			
802.11a	3 ^{Note2}	5745	2.254	4.124	N/A	4.124	30dBm/500 kHz
		5785	2.170	4.166		4.166	
		5825	2.004	4.550		4.550	

Note :1. All results have been included cable loss.

2. BWCF 7dB (100kHz converted to 500kHz) has been included in the test result.

For UNII Band 3, Ref Offset of measured plot: Cable Loss (dB) + BWCF (dB)= 1.93dB+7dB=8.93dB

3. Max. Power Spectral Density (dBm/1MHz) = Max of each PSD (dBm/1MHz) + Duty Cycle Factor(dB) when duty cycle is less than 98%.

4. Max. Power Spectral Density (dBm/500kHz) = Max of each PSD (dBm/500kHz) + Duty Cycle Factor(dB) when duty cycle is less than 98%.

Mode	U-NII Band	Centre Frequency (MHz)	Power Spectral Density (dBm/1MHz)		Duty Cycle Factor 10log(1/X)	Total Power Spectral Density (dBm/1MHz) <small>Note 3</small>	Limit
			AUX	Main			
802.11n-HT20	1	5180	4.511	4.807	N/A	7.672	11 dBm/MHz
		5200	5.272	6.055		8.691	
		5240	5.053	5.938		8.528	
	2A	5260	5.023	6.005		8.552	
		5300	4.847	5.892		8.411	
		5320	4.374	5.152		7.791	
	2C	5500	4.601	5.356		8.005	9.95 dBm/MHz <small>Note 5</small>
		5580	4.442	5.648		8.097	
		5700	3.558	5.303		7.528	
		5720	4.195	5.630		7.982	

Mode	U-NII Band	Centre Frequency (MHz)	Power Spectral Density (dBm/500kHz)		Duty Cycle Factor 10log(1/X)	Total Power Spectral Density (dBm/500kHz) <small>Note 4</small>	Limit
			AUX	Main			
802.11n-HT20	3 ^{Note2}	5745	2.115	3.824	N/A	6.063	30dBm/500 kHz
		5785	1.808	3.863		5.966	
		5825	1.962	3.353		5.723	

Note :1. All results have been included cable loss.

2. BWCF 7dB (100kHz converted to 500kHz) has been included in the test result.

For UNII Band 3, Ref Offset of measured plot: Cable Loss (dB) + BWCF (dB)= 1.93dB+7dB=8.93dB

3. According to KDB 662911 D01 E)2)a), Total Power Spectral Density (dBm/1MHz) = Sum to individual PSD (dBm/1MHz) + Duty Cycle Factor (dB) when duty cycle is less than 98%.

4. According to KDB 662911 D01 E)2)a), Total Power Spectral Density (dBm/500kHz) = Sum to individual PSD (dBm/500kHz) + Duty Cycle Factor (dB) when duty cycle is less than 98%.

5. UNII Band 2C: Directional gain is 7.05dBi > 6dBi, the Limit is 11 - (7.05-6) = 9.95dBm

Mode	U-NII Band	Centre Frequency (MHz)	Power Spectral Density (dBm/1MHz)		Duty Cycle Factor 10log(1/X)	Total Power Spectral Density (dBm/1MHz) <small>Note 3</small>	Limit
			AUX	Main			
802.11n-HT40	1	5190	0.137	0.326	N/A	3.243	11 dBm/MHz
		5230	2.397	3.198		5.826	
	2A	5270	2.248	2.776		5.530	
		5310	-0.979	-0.245		2.414	
	2C	5510	-0.392	0.919		3.323	9.95 dBm/MHz <small>Note 5</small>
		5550	1.387	2.902		5.221	
		5670	1.144	3.337		5.388	
		5710	0.759	2.595		4.784	

Mode	U-NII Band	Centre Frequency (MHz)	Power Spectral Density (dBm/500kHz)		Duty Cycle Factor 10log(1/X)	Total Power Spectral Density (dBm/500kHz) <small>Note 4</small>	Limit
			AUX	Main			
802.11n-HT40	3 ^{Note2}	5755	-0.851	0.518	N/A	2.898	30dBm/500 kHz
		5795	-1.191	0.949		3.020	

Note :1. All results have been included cable loss.

2. BWCF 7dB (100kHz converted to 500kHz) has been included in the test result.

For UNII Band 3, Ref Offset of measured plot: Cable Loss (dB) + BWCF (dB)= 1.93dB+7dB=8.93dB

3. According to KDB 662911 D01 E)2)a), Total Power Spectral Density (dBm/1MHz) = Sum to individual PSD (dBm/1MHz) + Duty Cycle Factor (dB) when duty cycle is less than 98%.

4. According to KDB 662911 D01 E)2)a), Total Power Spectral Density (dBm/500kHz) = Sum to individual PSD (dBm/500kHz) + Duty Cycle Factor (dB) when duty cycle is less than 98%.

5. UNII Band 2C: Directional gain is 7.05dBi > 6dBi, the Limit is 11 – (7.05-6) = 9.95dBm

Mode	U-NII Band	Centre Frequency (MHz)	Power Spectral Density (dBm/1MHz)		Duty Cycle Factor 10log(1/X)	Total Power Spectral Density (dBm/1MHz) <small>Note 3</small>	Limit
			AUX	Main			
802.11ac-VHT80	1	5210	-4.181	-3.691	N/A	-0.919	11 dBm/MHz
	2A	5290	-4.056	-3.315		-0.659	
	2C	5530	-3.976	-2.558		-0.199	9.95 dBm/MHz <small>Note 5</small>
		5610	-1.609	0.797		2.769	
		5690	-1.815	0.336		2.403	

Mode	U-NII Band	Centre Frequency (MHz)	Power Spectral Density (dBm/500kHz)		Duty Cycle Factor 10log(1/X)	Total Power Spectral Density (dBm/500kHz) <small>Note 4</small>	Limit
			AUX	Main			
802.11ac-VHT80	3 <small>Note2</small>	5775	-4.482	-2.251	N/A	-0.214	30dBm/500 kHz

Mode	U-NII Band	Centre Frequency (MHz)	Power Spectral Density (dBm/1MHz)		Duty Cycle Factor 10log(1/X)	Total Power Spectral Density (dBm/1MHz) <small>Note 3</small>	Limit
			AUX	Main			
802.11ac-VHT160	1/2A	5250	-11.384	-9.637	N/A	-7.413	11 dBm/MHz
	2C	5570	-8.844	-6.489		-4.498	9.95 dBm/MHz <small>Note 5</small>

Note :1. All results have been included cable loss.

2. BWCF 7dB (100kHz converted to 500kHz) has been included in the test result.

For UNII Band 3, Ref Offset of measured plot: Cable Loss (dB) + BWCF (dB)= 1.93dB+7dB=8.93dB

3. According to KDB 662911 D01 E)2)a), Total Power Spectral Density (dBm/1MHz) = Sum to individual PSD (dBm/1MHz) + Duty Cycle Factor (dB) when duty cycle is less than 98%.

4. According to KDB 662911 D01 E)2)a), Total Power Spectral Density (dBm/500kHz) = Sum to individual PSD (dBm/500kHz) + Duty Cycle Factor (dB) when duty cycle is less than 98%.

5. UNII Band 2C: Directional gain is 7.05dBi > 6dBi, the Limit is 11 - (7.05-6) = 9.95dBm

Mode	U-NII Band	Centre Frequency (MHz)	Power Spectral Density (dBm/1MHz)		Duty Cycle Factor 10log(1/X)	Total Power Spectral Density (dBm/1MHz) <small>Note 3</small>	Limit
			AUX	Main			
802.11ax-HE20	1	5180	4.552	4.662	N/A	7.618	11 dBm/MHz
		5200	5.334	5.825		8.597	
		5240	5.315	5.965		8.662	
	2A	5260	5.144	5.802		8.496	
		5300	5.006	5.597		8.322	
		5320	4.191	5.013		7.632	
	2C	5500	4.473	5.842		8.222	9.95 dBm/MHz <small>Note 5</small>
		5580	4.580	6.050		8.387	
		5700	3.524	5.425		7.588	
		5720	4.176	5.990		8.187	

Mode	U-NII Band	Centre Frequency (MHz)	Power Spectral Density (dBm/500kHz)		Duty Cycle Factor 10log(1/X)	Total Power Spectral Density (dBm/500kHz) <small>Note 4</small>	Limit
			AUX	Main			
802.11ax-HE20	3 ^{Note2}	5745	1.212	2.902	N/A	5.149	30dBm/500 kHz
		5785	0.947	2.962		5.081	
		5825	1.124	2.696		4.991	

Note :1. All results have been included cable loss.

2. BWCF 7dB (100kHz converted to 500kHz) has been included in the test result.

For UNII Band 3, Ref Offset of measured plot: Cable Loss (dB) + BWCF (dB)= 1.93dB+7dB=8.93dB

3. According to KDB 662911 D01 E)2)a), Total Power Spectral Density (dBm/1MHz) = Sum to individual PSD (dBm/1MHz) + Duty Cycle Factor (dB) when duty cycle is less than 98%.

4. According to KDB 662911 D01 E)2)a), Total Power Spectral Density (dBm/500kHz) = Sum to individual PSD (dBm/500kHz) + Duty Cycle Factor (dB) when duty cycle is less than 98%.

5. UNII Band 2C: Directional gain is 7.05dBi > 6dBi, the Limit is 11 – (7.05-6) = 9.95dBm

Mode	U-NII Band	Centre Frequency (MHz)	Power Spectral Density (dBm/1MHz)		Duty Cycle Factor 10log(1/X)	Total Power Spectral Density (dBm/1MHz) <small>Note 3</small>	Limit
			AUX	Main			
802.11ax-HE40	1	5190	-0.140	-0.140	N/A	2.870	11 dBm/MHz
		5230	2.055	2.802		5.455	
	2A	5270	1.919	2.659		5.315	
		5310	-1.353	-0.122		2.316	
	2C	5510	-0.565	0.693		3.120	9.95 dBm/MHz <small>Note 5</small>
		5550	1.509	2.814		5.221	
		5670	0.983	2.996		5.115	
		5710	0.371	2.298		4.451	

Mode	U-NII Band	Centre Frequency (MHz)	Power Spectral Density (dBm/500kHz)		Duty Cycle Factor 10log(1/X)	Total Power Spectral Density (dBm/500kHz) <small>Note 4</small>	Limit
			AUX	Main			
802.11ax-HE40	3 ^{Note2}	5755	-1.989	-0.694	N/A	1.717	30dBm/500 kHz
		5795	-2.254	-0.344		1.815	

Note :1. All results have been included cable loss.

2. BWCF 7dB (100kHz converted to 500kHz) has been included in the test result.

For UNII Band 3, Ref Offset of measured plot: Cable Loss (dB) + BWCF (dB)= 1.93dB+7dB=8.93dB

3. According to KDB 662911 D01 E)2)a), Total Power Spectral Density (dBm/1MHz) = Sum to individual PSD (dBm/1MHz) + Duty Cycle Factor (dB) when duty cycle is less than 98%.

4. According to KDB 662911 D01 E)2)a), Total Power Spectral Density (dBm/500kHz) = Sum to individual PSD (dBm/500kHz) + Duty Cycle Factor (dB) when duty cycle is less than 98%.

5. UNII Band 2C: Directional gain is 7.05dBi > 6dBi, the Limit is 11 – (7.05-6) = 9.95dBm

Mode	U-NII Band	Centre Frequency (MHz)	Power Spectral Density (dBm/1MHz)		Duty Cycle Factor 10log(1/X)	Total Power Spectral Density (dBm/1MHz) <small>Note 3</small>	Limit
			AUX	Main			
802.11ax-HE80	1	5210	-4.522	-3.845	N/A	-1.160	11 dBm/MHz
	2A	5290	-4.167	-3.417		-0.766	
	2C	5530	-4.289	-2.780		-0.459	9.95 dBm/MHz <small>Note 5</small>
		5610	-1.745	0.120		2.297	
		5690	-1.919	0.139		2.241	

Mode	U-NII Band	Centre Frequency (MHz)	Power Spectral Density (dBm/500kHz)		Duty Cycle Factor 10log(1/X)	Total Power Spectral Density (dBm/500kHz) <small>Note 4</small>	Limit
			AUX	Main			
802.11ax-HE80	3 <small>Note2</small>	5775	-5.359	-3.244	N/A	-1.164	30dBm/500 kHz

Mode	U-NII Band	Centre Frequency (MHz)	Power Spectral Density (dBm/1MHz)		Duty Cycle Factor 10log(1/X)	Total Power Spectral Density (dBm/1MHz) <small>Note 3</small>	Limit
			AUX	Main			
802.11ax-HE160	1/2A	5250	-11.807	-9.769	N/A	-7.659	11 dBm/MHz
	2C	5570	-8.728	-6.442		-4.426	9.95 dBm/MHz <small>Note 5</small>

Note :1. All results have been included cable loss.

2. BWCF 7dB (100kHz converted to 500kHz) has been included in the test result.

For UNII Band 3, Ref Offset of measured plot: Cable Loss (dB) + BWCF (dB)= 1.93dB+7dB=8.93dB

3. According to KDB 662911 D01 E)2)a), Total Power Spectral Density (dBm/1MHz) = Sum to individual PSD (dBm/1MHz) + Duty Cycle Factor (dB) when duty cycle is less than 98%.

4. According to KDB 662911 D01 E)2)a), Total Power Spectral Density (dBm/500kHz) = Sum to individual PSD (dBm/500kHz) + Duty Cycle Factor (dB) when duty cycle is less than 98%.

5. UNII Band 2C: Directional gain is 7.05dBi > 6dBi, the Limit is 11 - (7.05-6) = 9.95dBm

Mode	U-NII Band	Centre Frequency (MHz)	RU Configuration	Power Spectral Density (dBm/1MHz)		Duty Cycle Factor 10log(1/X)	Total Power Spectral Density (dBm) Note 3	Limit
				AUX	Main			
802.11ax-HE20	1	5180	26/0	5.568	5.782	N/A	8.687	11 dBm/MHz
			52/37	6.431	6.909	N/A	9.687	
			106/53	5.914	6.450	N/A	9.201	
	2A	5320	26/8	5.441	5.978	N/A	8.728	
			52/40	5.868	6.626	N/A	9.274	
			106/54	5.172	6.009	N/A	8.621	
	2C	5500	26/0	4.617	5.463	N/A	8.071	9.95 dBm/MHz Note 5
			52/37	5.213	6.334	N/A	8.820	
			106/53	4.137	5.525	N/A	7.897	
		5700	26/8	4.240	6.105	N/A	8.282	
			52/40	4.991	6.889	N/A	9.053	
			106/54	4.542	6.712	N/A	8.771	

Mode	U-NII Band	Centre Frequency (MHz)	RU Configuration	Power Spectral Density (dBm/500kHz)		Duty Cycle Factor 10log(1/X)	Total Power Spectral Density (dBm) Note 4	Limit
				AUX	Main			
802.11ax-HE20	3 ^{Note2}	5745	26/0	7.134	8.614	N/A	10.947	30dBm/ 500 kHz
			52/37	1.514	3.847	N/A	5.846	
			106/53	3.022	4.924	N/A	7.087	
		5825	26/8	6.750	8.886	N/A	10.958	
			52/40	1.512	3.592	N/A	5.686	
			106/54	2.503	4.594	N/A	6.683	

Note :1. All results have been included cable loss.

2. BWCF 7dB (100kHz converted to 500kHz) has been included in the test result.

For UNII Band 3, Ref Offset of measured plot: Cable Loss (dB) + BWCF (dB)= 1.93dB+7dB=8.93dB

3. According to KDB 662911 D01 E)2)a), Total Power Spectral Density (dBm/1MHz) = Sum to individual PSD (dBm/1MHz) + Duty Cycle Factor (dB) when duty cycle is less than 98%.

4. According to KDB 662911 D01 E)2)a), Total Power Spectral Density (dBm/500kHz) = Sum to individual PSD (dBm/500kHz) + Duty Cycle Factor (dB) when duty cycle is less than 98%.

5. UNII Band 2C: Directional gain is 7.05dBi > 6dBi, the Limit is 11 - (7.05-6) = 9.95dBm

Mode	U-NII Band	Centre Frequency (MHz)	RU Configuration	Power Spectral Density (dBm/1MHz)		Duty Cycle Factor 10log(1/X)	Total Power Spectral Density (dBm) Note 3	Limit
				AUX	Main			
802.11ax-HE40	1	5190	242/61	4.566	4.512	N/A	7.549	11 dBm/MHz
	2A	5310	242/62	2.779	3.823		6.343	
	2C	5510	242/61	4.439	5.877		7.152	9.95 dBm/MHz Note 5
		5670	242/62	4.154	6.249		8.337	

Mode	U-NII Band	Centre Frequency (MHz)	RU Configuration	Power Spectral Density (dBm/500kHz)		Duty Cycle Factor 10log(1/X)	Total Power Spectral Density (dBm) Note 4	Limit
				AUX	Main			
802.11ax-HE40	3 ^{Note2}	5755	242/61	0.956	3.125	N/A	5.185	30dBm/500 kHz
		5795	242/62	1.357	3.402		5.509	

Mode	U-NII Band	Centre Frequency (MHz)	RU Configuration	Power Spectral Density (dBm/1MHz)		Duty Cycle Factor 10log(1/X)	Total Power Spectral Density (dBm) Note 3	Limit
				AUX	Main			
802.11ax-HE80	1	5210	484/65	-1.028	-1.066	N/A	1.963	11 dBm/MHz
	2A	5290	484/66	-4.033	-3.219		-0.597	
	2C	5530	484/65	-1.709	-0.177		2.135	9.95 dBm/MHz Note 5
		5610	484/66	1.014	2.961		5.106	

Mode	U-NII Band	Centre Frequency (MHz)	RU Configuration	Power Spectral Density (dBm/500kHz)		Duty Cycle Factor 10log(1/X)	Total Power Spectral Density (dBm) Note 4	Limit
				AUX	Main			
802.11ax-HE80	3 ^{Note2}	5775	484/65	-2.446	-0.522	N/A	1.632	30dBm/500 kHz
		5775	484/66	-2.417	-0.205		1.839	

Mode	U-NII Band	Centre Frequency (MHz)	RU Configuration	Power Spectral Density (dBm/1MHz)		Duty Cycle Factor 10log(1/X)	Total Power Spectral Density (dBm) Note 3	Limit
				AUX	Main			
802.11ax-HE160	1/2A	5250	996/67	-4.663	-4.217	N/A	-1.424	11 dBm/MHz
			996/S67	-6.233	-5.454		-2.816	
	2C	5570	996/67	-5.449	-4.002		-1.655	9.95 dBm/MHz Note 5
			996/S67	-1.958	-0.573		1.800	

Note :1. All results have been included cable loss.

2. BWCF 7dB (100kHz converted to 500kHz) has been included in the test result.

For UNII Band 3, Ref Offset of measured plot: Cable Loss (dB) + BWCF (dB)= 1.93dB+7dB=8.93dB

3. According to KDB 662911 D01 E)2)a), Total Power Spectral Density (dBm/1MHz) = Sum to individual PSD (dBm/1MHz) + Duty Cycle Factor (dB) when duty cycle is less than 98%.

4. According to KDB 662911 D01 E)2)a), Total Power Spectral Density (dBm/500kHz) = Sum to individual PSD (dBm/500kHz) + Duty Cycle Factor (dB) when duty cycle is less than 98%.

5. UNII Band 2C: Directional gain is 7.05dBi > 6dBi, the Limit is 11 - (7.05-6) = 9.95dBm