

A.8 CONTENTION BASED PROTOCOL

Test Date	2022/10/25 ~ 27	Temp./Hum.	23°C/58 ~ 60%
Cable Loss	N/A	Tested By	Kuper Hsu
Test Voltage	AC 120V 60Hz (Via AC Adapter)		

A.8.1 Contention-based Protocol

● Contention-based Protocol Threshold Incumbent Signal & Mini. Detection level

Mode	U-NII Band	EUT Frequency (MHz)	AWGN Frequency (MHz)	AWGN Power (dBm)	Min. Antenna Gain (dBi)	Path Loss (dB)	Adjusted Power (dBm)	Detection Limit (dBm)	EUT Tx Status
802.11ax-HE20	5	6135	6135	-36.00	-3.40	-38.00	-70.60	-62	OFF
			6135	-40.00	-3.40	-38.00	-74.60	-62	Minimum
			6135	-43.00	-3.40	-38.00	-77.60	-62	ON
	6	6455	6455	-38.00	-3.40	-36.00	-70.60	-62	OFF
			6455	-43.00	-3.40	-36.00	-75.60	-62	Minimum
			6455	-46.00	-3.40	-36.00	-78.60	-62	ON
	7	6695	6695	-36.00	-3.40	-34.50	-67.10	-62	OFF
			6695	-44.00	-3.40	-34.50	-75.10	-62	Minimum
			6695	-46.00	-3.40	-34.50	-77.10	-62	ON
	8	7015	7015	-38.00	-3.40	-34.50	-69.10	-62	OFF
			7015	-45.00	-3.40	-34.50	-76.10	-62	Minimum
			7015	-48.00	-3.40	-34.50	-79.10	-62	ON

Note 1: The AWGN level is reported for the following conditions:

- OFF = AWGN level at which no transmission is detected, consistently for a minimum period of 10 seconds.
 - Minimal: AWGN level at which the system begins to trigger the transmission switch-off, albeit not being kept off consistently.
 - ON = AWGN level at which no impact on the transmission is detected, consistently for a minimum period of 10 seconds.
- Detected level (Adjusted Power) = Injected AWGN Power (dBm) – Antenna Gain (dBi) + Path Loss (dB).

Note 2: The EUT don't support channel puncturing or BW reduction mechanism.

Mode	U-NII Band	EUT Frequency (MHz)	AWGN Frequency (MHz)	AWGN Power (dBm)	Min. Antenna Gain (dBi)	Path Loss (dB)	Adjusted Power (dBm)	Detection Limit (dBm)	EUT Tx Status
802.11ax-HE160	5	6185	6110	-40.00	-3.40	-37.00	-73.60	-62	OFF
			6110	-44.00	-3.40	-37.00	-77.60	-62	Minimum
			6110	-46.00	-3.40	-37.00	-79.60	-62	ON
			6185	-36.00	-3.40	-36.30	-68.90	-62	OFF
			6185	-39.00	-3.40	-36.30	-71.90	-62	Minimum
			6185	-42.00	-3.40	-36.30	-74.90	-62	ON
			6260	-35.00	-3.40	-36.30	-67.90	-62	OFF
			6260	-37.00	-3.40	-36.30	-69.90	-62	Minimum
	6-7	6505	6260	-40.00	-3.40	-36.30	-72.90	-62	ON
			6430	-40.00	-3.40	-40.00	-76.60	-62	OFF
			6430	-45.00	-3.40	-40.00	-81.60	-62	Minimum
			6430	-47.00	-3.40	-40.00	-83.60	-62	ON
			6505	-36.00	-3.40	-39.00	-71.60	-62	OFF
			6505	-41.00	-3.40	-39.00	-76.60	-62	Minimum
			6505	-44.00	-3.40	-39.00	-79.60	-62	ON
			6580	-35.00	-3.40	-38.50	-70.10	-62	OFF
	7	6665	6580	-38.00	-3.40	-38.50	-73.10	-62	Minimum
			6580	-41.00	-3.40	-38.50	-76.10	-62	ON
			6590	-42.00	-3.40	-39.00	-77.60	-62	OFF
			6590	-45.00	-3.40	-39.00	-80.60	-62	Minimum
			6590	-48.00	-3.40	-39.00	-83.60	-62	ON
			6665	-34.00	-3.40	-40.00	-70.60	-62	OFF
			6665	-39.00	-3.40	-40.00	-75.60	-62	Minimum
			6665	-42.00	-3.40	-40.00	-78.60	-62	ON
	8	6985	6740	-35.00	-3.40	-40.50	-72.10	-62	OFF
			6740	-37.00	-3.40	-40.50	-74.10	-62	Minimum
			6740	-40.00	-3.40	-40.50	-77.10	-62	ON
			6910	-33.00	-3.40	-36.50	-66.10	-62	OFF
			6910	-40.00	-3.40	-36.50	-73.10	-62	Minimum
			6910	-43.00	-3.40	-36.50	-76.10	-62	ON
			6985	-39.00	-3.40	-37.00	-72.60	-62	OFF
			6985	-43.00	-3.40	-37.00	-76.60	-62	Minimum
			6985	-46.00	-3.40	-37.00	-79.60	-62	ON
			7060	-42.00	-3.40	-37.00	-75.60	-62	OFF
			7060	-45.00	-3.40	-37.00	-78.60	-62	Minimum
			7060	-47.00	-3.40	-37.00	-80.60	-62	ON

Note 1: The AWGN level is reported for the following conditions:

- OFF = AWGN level at which no transmission is detected, consistently for a minimum period of 10 seconds.
 - Minimal: AWGN level at which the system begins to trigger the transmission switch-off, albeit not being kept off consistently.
 - ON = AWGN level at which no impact on the transmission is detected, consistently for a minimum period of 10 seconds.
- Detected level (Adjusted Power) = Injected AWGN Power (dBm) – Antenna Gain (dBi) + Path Loss (dB).

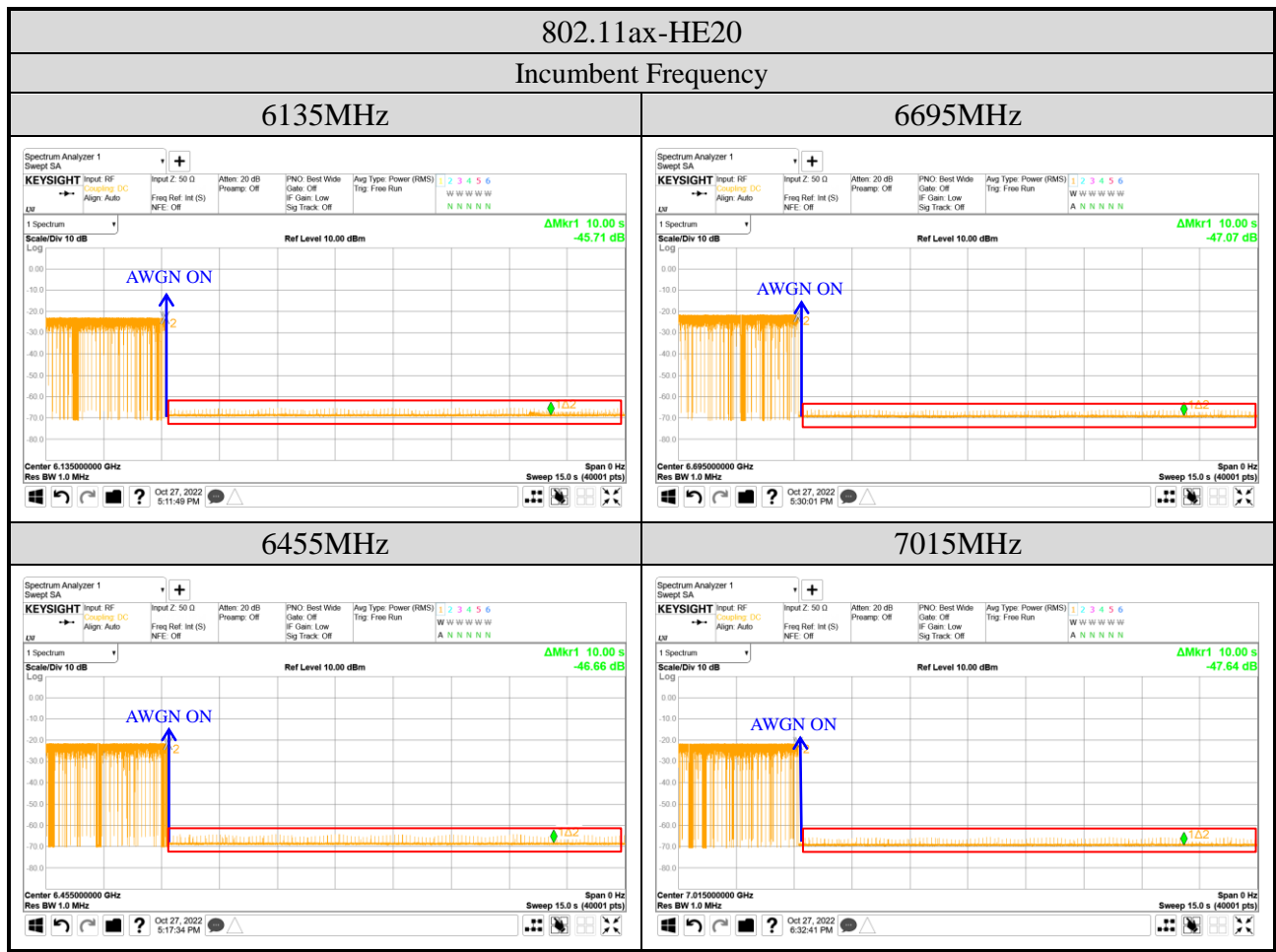
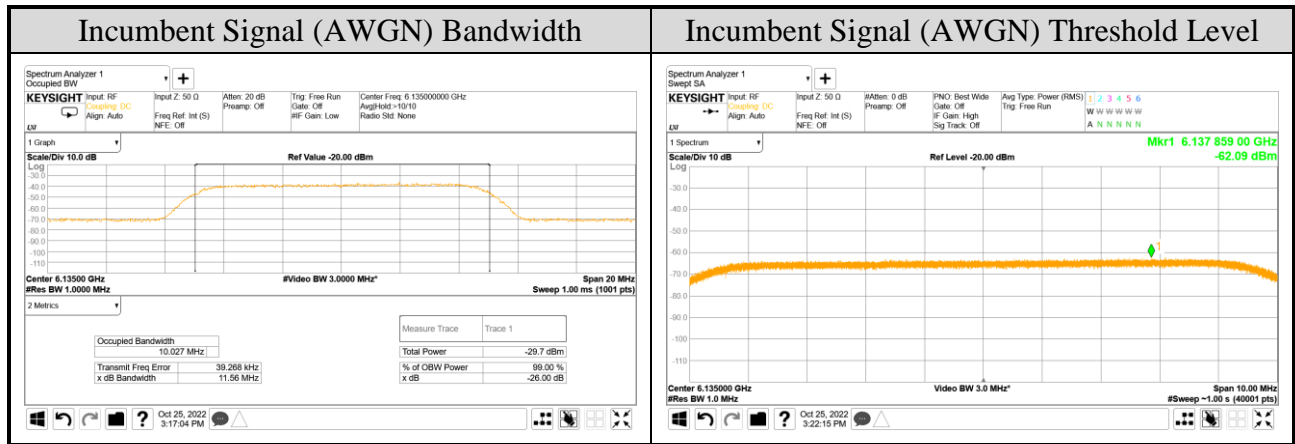
Note 2: The EUT don't support channel puncturing or BW reduction mechanism.

● Summary table

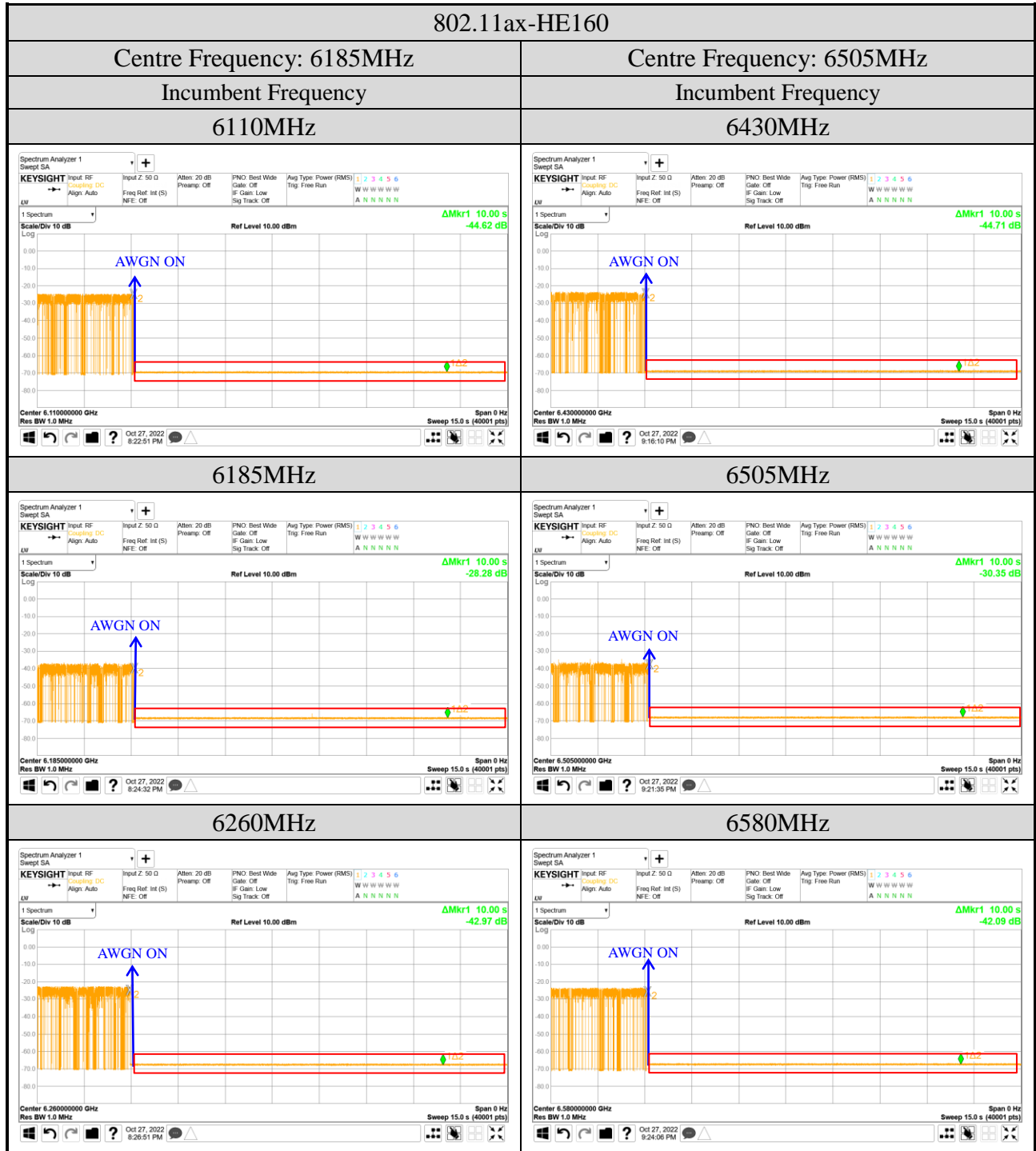
Mode	U-NII Band	Centre Frequency (MHz)	Incumbent Frequency (MHz)	1	2	3	4	5	6	7	8	9	10	Detection Possibility (%)	Limit (%)	
802.11ax-HE20	5	6135	6135	1	1	1	1	1	1	1	1	1	1	100	90	
	6	6455	6455	1	1	1	1	1	1	1	1	1	1	100	90	
	7	6695	6695	1	1	1	1	1	1	1	1	1	1	100	90	
	8	7015	7015	1	1	1	1	1	1	1	1	1	1	100	90	
802.11ax-HE160	5	6185	6110	1	1	1	1	1	1	1	1	1	1	100	90	
			6185	1	1	1	1	1	1	1	1	1	1	1	100	90
			6260	1	1	1	1	1	1	1	1	1	1	1	100	90
	6-7	6505	6430	1	1	1	1	1	1	1	1	1	1	1	100	90
			6505	1	1	1	1	1	1	1	1	1	1	1	100	90
			6580	1	1	1	1	1	1	1	1	1	1	1	100	90
	7	6665	6590	1	1	1	1	1	1	1	1	1	1	1	100	90
			6665	1	1	1	1	1	1	1	1	1	1	1	100	90
			6740	1	1	1	1	1	1	1	1	1	1	1	100	90
	8	6985	6910	1	1	1	1	1	1	1	1	1	1	1	100	90
			6985	1	1	1	1	1	1	1	1	1	1	1	100	90
			7060	1	1	1	1	1	1	1	1	1	1	1	100	90

Note: CBP Detection Trials (1= Detection, 0= No Detection)

A.8.2 Measurement Plots



Note: The emissions (red circle) are beacon signals from companion device (AP). The EUT are disconnected with AP so the situation means transmission cease.



Note: The emissions (red circle) are beacon signals from companion device (AP). The EUT are disconnected with AP so the situation means transmission cease.



Note: The emissions (red circle) are beacon signals from companion device (AP). The EUT are disconnected with AP so the situation means transmission cease.



*Audix Technology Corp.
No. 491, Zhongfu Rd., Linkou Dist.,
New Taipei City 244, Taiwan*

*Tel: +886 2 26099301
Fax: +886 2 26099303*

APPDNDIX B

TEST PHOTOGRAPHS

(Model: 16Z90RS)