Audix Technology Corp.
No. 53-11, Dingfu, Linkou, Dist.,
New Taipei City244, Taiwan

Tel: +886 2 26099301
Fax: +886 2 26099303

TABLE OF CONTENTS

A.1 CONDUCTED EMISSION 2
A.2 RADIATED EMISSION 6
A.2.1 Emissions within Restricted Frequency Bands 6
A.2.2 Emissions outside the frequency band: 104
A.2.3 Emissions in Non-restricted Frequency Bands: 107
A.3 6dB/OCCUPIED BANDWIDTH 108
A.3.1 Emission Bandwidth Result 108
A.3.2 Measurement Plots 110
A.4 MAXIMUM PEAK OUTPUT POWER 116
A.4.1 Peak Output Power 116
A.4.2 Average Output Power (Reporting only) 128
A.4.3 Measurement Plots 137
A.5 EMISSION LIMITATIONS 139
A.6 POWER SPECTRAL DENSITY 166
A.6.1 Power Spectral Density Result 166
A.6.2 Measurement Plots 168

This test report may be reproduced in full only. The document may only be updated by Audix Technology Corp. personnel. Any changes will be noted in the Document History section of the report.

Audix Technology Corp.
No. 53-11, Dingfu, Linkou, Dist.,
New Taipei City244, Taiwan

Tel: +886 2 26099301
Fax: +886 2 26099303

A.1 CONDUCTED EMISSION

Test Date	2020/11/11	Temp./Hum.	24°C/57%
Test Voltage	AC 120V 60Hz (Via AC Adapter)	Tested By	Roy Hung
Test SKU	SKU #1 (with LUXSHARE-ICT Antenna)		

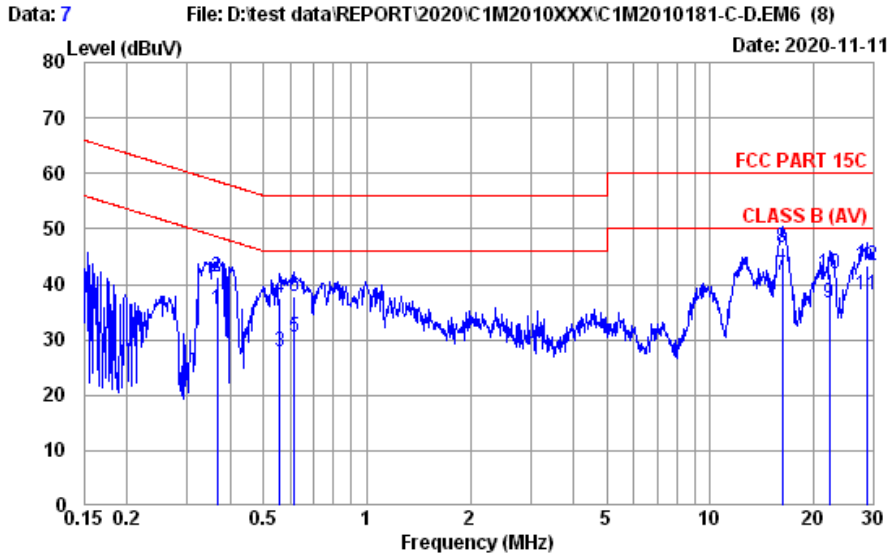

Site No. : No.8 Shielded Room
Instrument 1 : Receiver ESR(774)
Instrument 2 : ENV432 (567)(A)|CE-08|ESH3-Z2 (354)
Limit : FCC PART 15C
Environment : 24°C / 57%
EUT Model : 16Z90P
Test Mode : Operating
Luxshare

Data No. : 7
Phase : NEUTRAL
Engineer : Roy Hung
Test Rating : 120Vac/60Hz

	Freq. (MHz)	AMN Factor (dB)	Cable Loss (dB)	Pulse Att. (dB)	Reading (dBμV)	Emission Level (dBμV)	Limits (dBμV)	Margin (dB)	Remark
1	0.367	10.20	0.03	9.85	15.31	35.39	48.56	13.17	Average
2	0.367	10.20	0.03	9.85	21.10	41.18	58.56	17.38	QP
3	0.558	10.20	0.03	9.85	7.82	27.90	46.00	18.10	Average
4	0.558	10.20	0.03	9.85	17.41	37.49	56.00	18.51	QP
5	0.614	10.20	0.03	9.85	10.38	30.46	46.00	15.54	Average
6	0.614	10.20	0.03	9.85	17.65	37.73	56.00	18.27	QP
7	16.226	10.75	0.18	9.95	20.72	41.60	50.00	8.40	Average
8	16.226	10.75	0.18	9.95	25.84	46.72	60.00	13.28	QP
9	22.180	10.95	0.21	9.97	15.42	36.55	50.00	13.45	Average
10	22.180	10.95	0.21	9.97	20.77	41.90	60.00	18.10	QP
11	28.603	11.08	0.23	10.00	16.69	38.00	50.00	12.00	Average
12	28.603	11.08	0.23	10.00	21.95	43.26	60.00	16.74	QP

Remarks: 1. Emission Level= AMN Factor + Cable Loss + Pulse Att. + Reading.
2. If the average limit is met when using a quasi-peak detector, the EUT shall be deemed to meet both limits and measurement with average detector is unnecessary.

This test report may be reproduced in full only. The document may only be updated by Audix Technology Corp. personnel. Any changes will be noted in the Document History section of the report.

Audix Technology Corp.
No. 53-11, Dingfu, Linkou, Dist.,
New Taipei City244, Taiwan

Tel: +886 2 26099301
Fax: +886 2 26099303

Test Date	2020/11/11	Temp./Hum.	24°C/57%
Test Voltage	AC 120V 60Hz (Via AC Adapter)	Tested By	Roy Hung
Test SKU	SKU #1 (with LUXSHARE-ICT Antenna)		

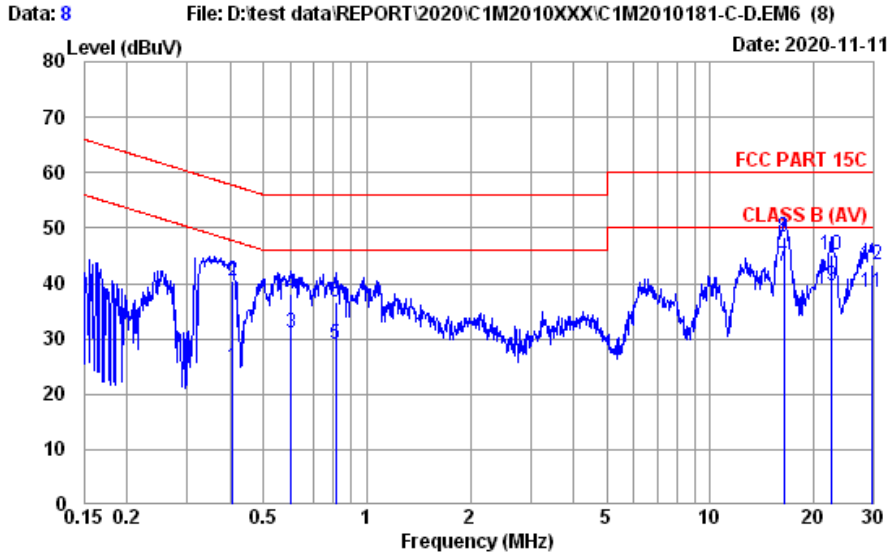

Site No. : No.8 Shielded Room
Instrument 1 : Receiver ESR(774)
Instrument 2 : ENV432 (567)(A)|CE-08|ESH3-Z2 (354)
Limit : FCC PART 15C
Environment : 24°C / 57%
EUT Model : 16Z90P
Test Mode : Operating
Luxshare

Data No. : 8
Phase : LINE
Engineer : Roy Hung
Test Rating : 120Vac/60Hz

	Freq. (MHz)	AMN Factor (dB)	Cable Loss (dB)	Pulse Att. (dB)	Reading (dBμV)	Emission Level (dBμV)	Limits (dBμV)	Margin (dB)	Remark
1	0.406	10.20	0.03	9.85	4.84	24.92	47.73	22.81	Average
2	0.406	10.20	0.03	9.85	20.24	40.32	57.73	17.41	QP
3	0.601	10.20	0.03	9.85	11.06	31.14	46.00	14.86	Average
4	0.601	10.20	0.03	9.85	17.96	38.04	56.00	17.96	QP
5	0.813	10.20	0.04	9.86	8.99	29.09	46.00	16.91	Average
6	0.813	10.20	0.04	9.86	16.44	36.54	56.00	19.46	QP
7	16.398	10.53	0.18	9.95	22.31	42.97	50.00	7.03	Average
8	16.398	10.53	0.18	9.95	27.67	48.33	60.00	11.67	QP
9	22.655	10.60	0.21	9.97	18.71	39.49	50.00	10.51	Average
10	22.655	10.60	0.21	9.97	24.21	44.99	60.00	15.01	QP
11	29.527	10.60	0.24	10.01	17.41	38.26	50.00	11.74	Average
12	29.527	10.60	0.24	10.01	22.64	43.49	60.00	16.51	QP

Remarks: 1. Emission Level= AMN Factor + Cable Loss + Pulse Att. + Reading.
2. If the average limit is met when using a quasi-peak detector, the EUT shall be deemed to meet both limits and measurement with average detector is unnecessary.

This test report may be reproduced in full only. The document may only be updated by Audix Technology Corp. personnel. Any changes will be noted in the Document History section of the report.

Audix Technology Corp.
No. 53-11, Dingfu, Linkou, Dist.,
New Taipei City244, Taiwan

Tel: +886 2 26099301
Fax: +886 2 26099303

Test Date	2020/11/11	Temp./Hum.	24°C/57%
Test Voltage	AC 120V 60Hz (Via AC Adapter)	Tested By	Roy Hung
Test SKU	SKU #2 (with INPAQ Antenna)		

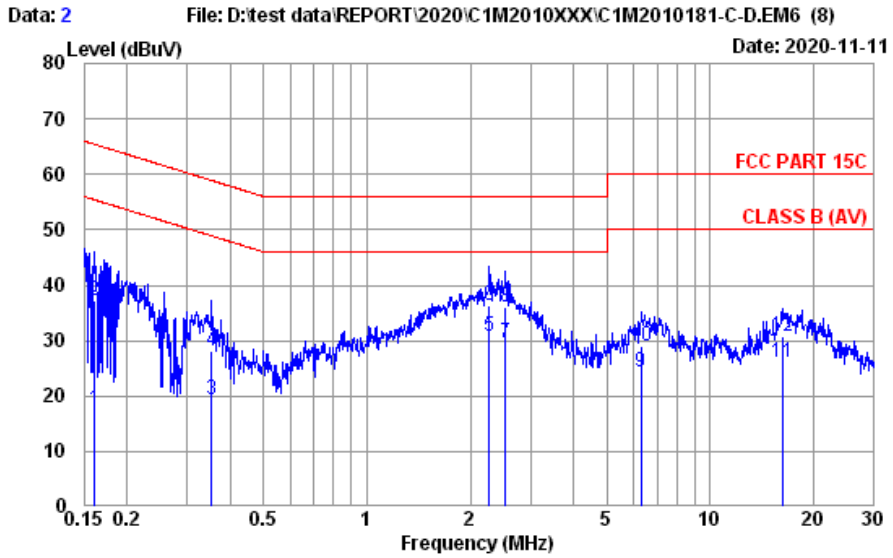

Site No. : No.8 Shielded Room
Instrument 1 : Receiver ESR(774)
Instrument 2 : ENV432 (567)(A)|CE-08|ESH3-Z2 (354)
Limit : FCC PART 15C
Environment : 24°C / 57%
EUT Model : 16Z90P
Test Mode : Operating INPAQ

Data No. : 2
Phase : NEUTRAL
Engineer : Roy Hung
Test Rating : 120Vac/60Hz

	Freq. (MHz)	AMN Factor (dB)	Cable Loss (dB)	Pulse Att. (dB)	Reading (dBμV)	Emission Level (dBμV)	Limits (dBμV)	Margin (dB)	Remark
1	0.161	10.20	0.03	9.85	-2.64	17.44	55.43	37.99	Average
2	0.161	10.20	0.03	9.85	17.08	37.16	65.43	28.27	QP
3	0.352	10.20	0.03	9.85	-0.61	19.47	48.91	29.44	Average
4	0.352	10.20	0.03	9.85	8.15	28.23	58.91	30.68	QP
5	2.274	10.30	0.07	9.86	10.62	30.85	46.00	15.15	Average
6	2.274	10.30	0.07	9.86	16.09	36.32	56.00	19.68	QP
7	2.527	10.30	0.07	9.87	9.46	29.70	46.00	16.30	Average
8	2.527	10.30	0.07	9.87	15.89	36.13	56.00	19.87	QP
9	6.285	10.37	0.11	9.89	4.04	24.41	50.00	25.59	Average
10	6.285	10.37	0.11	9.89	8.74	29.11	60.00	30.89	QP
11	16.226	10.75	0.18	9.95	5.20	26.08	50.00	23.92	Average
12	16.226	10.75	0.18	9.95	9.94	30.82	60.00	29.18	QP

Remarks: 1. Emission Level= AMN Factor + Cable Loss + Pulse Att. + Reading.
2. If the average limit is met when using a quasi-peak detector, the EUT shall be deemed to meet both limits and measurement with average detector is unnecessary.

This test report may be reproduced in full only. The document may only be updated by Audix Technology Corp. personnel. Any changes will be noted in the Document History section of the report.

Audix Technology Corp.
No. 53-11, Dingfu, Linkou, Dist.,
New Taipei City244, Taiwan

Tel: +886 2 26099301
Fax: +886 2 26099303

Test Date	2020/11/11	Temp./Hum.	24°C/57%
Test Voltage	AC 120V 60Hz (Via AC Adapter)	Tested By	Roy Hung
Test SKU	SKU #2 (with INPAQ Antenna)		

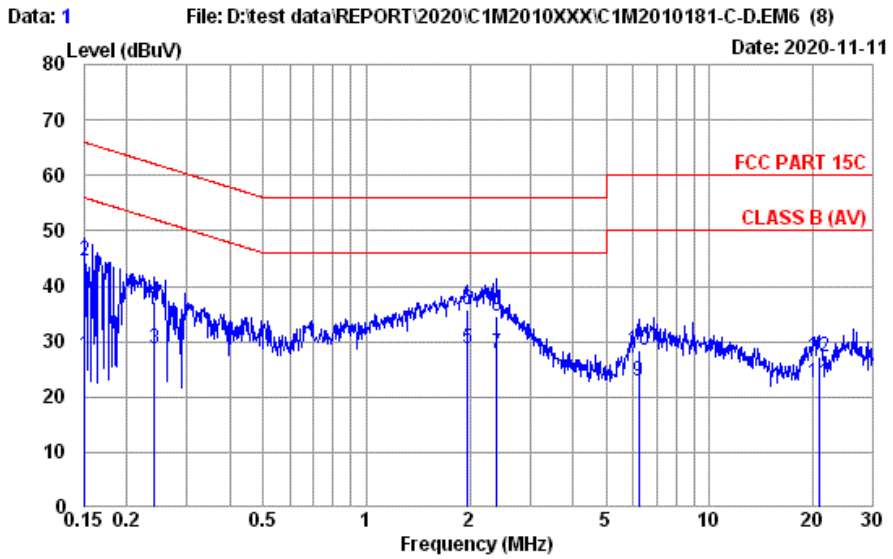

Site No. : No.8 Shielded Room
Instrument 1 : Receiver ESR(774)
Instrument 2 : ENV432 (567)(A)|CE-08|ESH3-Z2 (354)
Limit : FCC PART 15C
Environment : 24°C / 57%
EUT Model : 16Z90P
Test Mode : Operating INPAQ

Data No. : 1
Phase : LINE
Engineer : Roy Hung
Test Rating : 120Vac/60Hz

	Freq. (MHz)	AMN Factor (dB)	Cable Loss (dB)	Pulse Att. (dB)	Reading (dBµV)	Emission Level (dBµV)	Limits (dBµV)	Margin (dB)	Remark
1	0.151	10.20	0.03	9.85	7.46	27.54	55.96	28.42	Average
2	0.151	10.20	0.03	9.85	24.34	44.42	65.96	21.54	QP
3	0.240	10.20	0.03	9.85	8.51	28.59	52.08	23.49	Average
4	0.240	10.20	0.03	9.85	17.09	37.17	62.08	24.91	QP
5	1.970	10.30	0.06	9.86	8.57	28.79	46.00	17.21	Average
6	1.970	10.30	0.06	9.86	15.53	35.75	56.00	20.25	QP
7	2.396	10.30	0.07	9.86	7.68	27.91	46.00	18.09	Average
8	2.396	10.30	0.07	9.86	14.30	34.53	56.00	21.47	QP
9	6.219	10.30	0.11	9.89	2.47	22.77	50.00	27.23	Average
10	6.219	10.30	0.11	9.89	8.07	28.37	60.00	31.63	QP
11	20.814	10.60	0.20	9.96	1.70	22.46	50.00	27.54	Average
12	20.814	10.60	0.20	9.96	6.56	27.32	60.00	32.68	QP

Remarks: 1. Emission Level= AMN Factor + Cable Loss + Pulse Att. + Reading.
2. If the average limit is met when using a quasi-peak detector, the EUT shall be deemed to meet both limits and measurement with average detector is unnecessary.

This test report may be reproduced in full only. The document may only be updated by Audix Technology Corp. personnel. Any changes will be noted in the Document History section of the report.

Audix Technology Corp.
No. 53-11, Dingfu, Linkou, Dist.,
New Taipei City244, Taiwan
Tel: +886 2 26099301
Fax: +886 2 26099303

A.2 RADIATED EMISSION

Test Date	2020/10/29 ~ 11/06	Temp./Hum.	21 ~ 24°C/47 ~ 62%
Test Voltage	AC 120V 60Hz (Via AC Adapter)	Tested By	Sam Chang

A.2.1 Emissions within Restricted Frequency Bands

A.2.1.1 Frequency 9kHz~30MHz

The emissions (9kHz~30MHz) not reported for there is no emission be found.

A.2.1.2 Frequency Below 1GHz

Mode	802.11n-HT20	Frequency	TX 2442MHz

Antenna at Horizontal Polarization

Emission Frequency (MHz)	Antenna Factor (dB/m)	Cable Loss (dB)	Preamp Gain (dB)	Read Level (dBμV)	Emission Level (dBμV/m)	Limits (dBμV/m)	Margin (dB)	Detector
30.970	23.78	1.23	26.53	36.78	35.26	40.00	4.74	Peak
166.770	15.95	3.23	25.99	41.75	34.94	43.50	8.56	Peak
207.510	15.91	3.62	25.85	37.64	31.32	43.50	12.18	Peak
540.220	24.04	6.97	27.33	28.78	32.46	46.00	13.54	Peak
869.050	26.61	8.54	27.24	29.63	37.54	46.00	8.46	Peak
979.630	27.28	9.07	26.90	28.84	38.29	54.00	15.71	Peak

Antenna at Vertical Polarization

Emission Frequency (MHz)	Antenna Factor (dB/m)	Cable Loss (dB)	Preamp Gain (dB)	Read Level (dBμV)	Emission Level (dBμV/m)	Limits (dBμV/m)	Margin (dB)	Detector
53.280	13.89	1.70	26.48	49.24	38.35	40.00	1.65	Peak
102.750	17.04	2.47	26.30	43.02	36.23	43.50	7.27	Peak
152.220	17.10	3.08	26.04	41.04	35.18	43.50	8.32	Peak
585.810	24.62	7.02	27.45	29.47	33.66	46.00	12.34	Peak
826.370	26.31	8.28	27.34	29.88	37.13	46.00	8.87	Peak
970.900	27.25	9.03	26.92	28.61	37.97	54.00	16.03	Peak

This test report may be reproduced in full only. The document may only be updated by Audix Technology Corp. personnel. Any changes will be noted in the Document History section of the report.

Audix Technology Corp.
No. 53-11, Dingfu, Linkou, Dist.,
New Taipei City244, Taiwan
Tel: +886 2 26099301
Fax: +886 2 26099303

Mode	BLE	Frequency	TX 2480MHz

Antenna at Horizontal Polarization

Emission Frequency (MHz)	Antenna Factor (dB/m)	Cable Loss (dB)	Preamp Gain (dB)	Read Level (dBμV)	Emission Level (dBμV/m)	Limits (dBμV/m)	Margin (dB)	Detector
30.000	24.20	1.20	26.53	36.00	34.87	40.00	5.13	Peak
165.800	16.00	3.22	25.99	43.47	36.70	43.50	6.80	Peak
207.510	15.91	3.62	25.85	38.63	32.31	43.50	11.19	Peak
391.810	21.66	5.91	26.47	28.38	29.48	46.00	16.52	Peak
697.360	24.98	7.60	27.50	29.49	34.57	46.00	11.43	Peak
979.630	27.28	9.07	26.90	29.26	38.71	54.00	15.29	Peak

Antenna at Vertical Polarization

Emission Frequency (MHz)	Antenna Factor (dB/m)	Cable Loss (dB)	Preamp Gain (dB)	Read Level (dBμV)	Emission Level (dBμV/m)	Limits (dBμV/m)	Margin (dB)	Detector
51.340	14.32	1.67	26.49	46.77	36.27	40.00	3.73	Peak
100.810	16.84	2.44	26.31	44.62	37.59	43.50	5.91	Peak
153.190	17.02	3.09	26.04	41.22	35.29	43.50	8.21	Peak
203.630	15.59	3.59	25.86	36.79	30.11	43.50	13.39	Peak
481.050	23.20	6.75	27.10	30.41	33.26	46.00	12.74	Peak
741.010	25.48	7.83	27.46	29.71	35.56	46.00	10.44	Peak

This test report may be reproduced in full only. The document may only be updated by Audix Technology Corp. personnel. Any changes will be noted in the Document History section of the report.

Audix Technology Corp.
No. 53-11, Dingfu, Linkou, Dist.,
New Taipei City244, Taiwan
Tel: +886 2 26099301
Fax: +886 2 26099303

A.2.1.3 Frequency Above 1 GHz to 10th harmonics

Band Edge:

Mode	802.11b	Frequency	TX 2412MHz

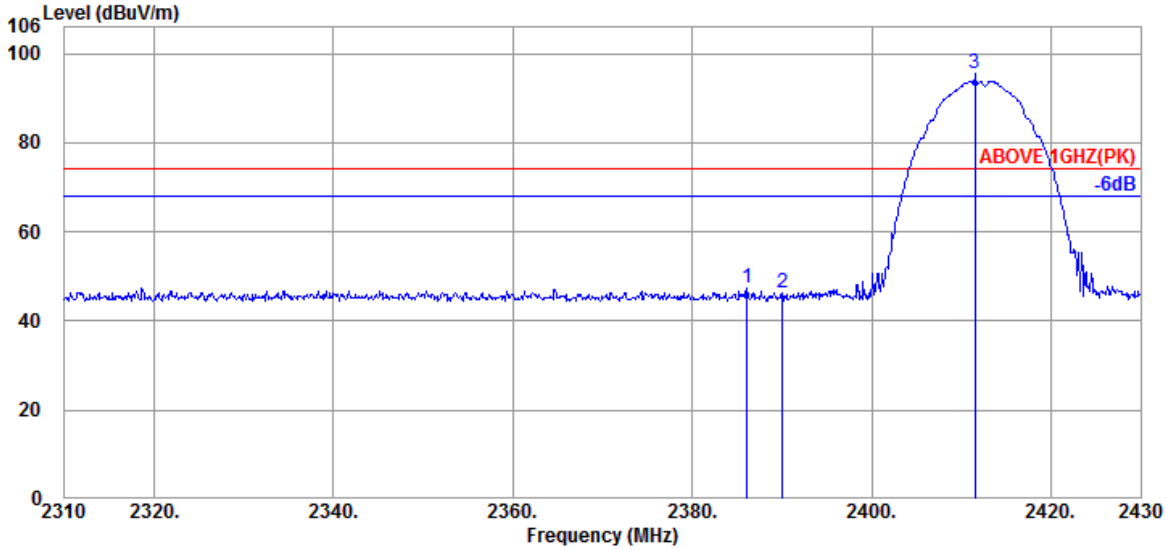

Antenna at Horizontal Polarization

	Emission Frequency (MHz)	Antenna Factor (dB/m)	Cable Loss (dB)	Preamp Gain (dB)	Read Level (dBμV)	Emission Level (dBμV/m)	Limits (dBμV/m)	Margin (dB)	Detector
	2386.080	32.44	7.95	34.58	41.56	47.37	74.00	26.63	Peak
	2390.040	32.44	7.95	34.58	40.32	46.13	74.00	27.87	Peak
@	2411.520	32.36	7.96	34.59	89.75	95.48	---	---	Peak

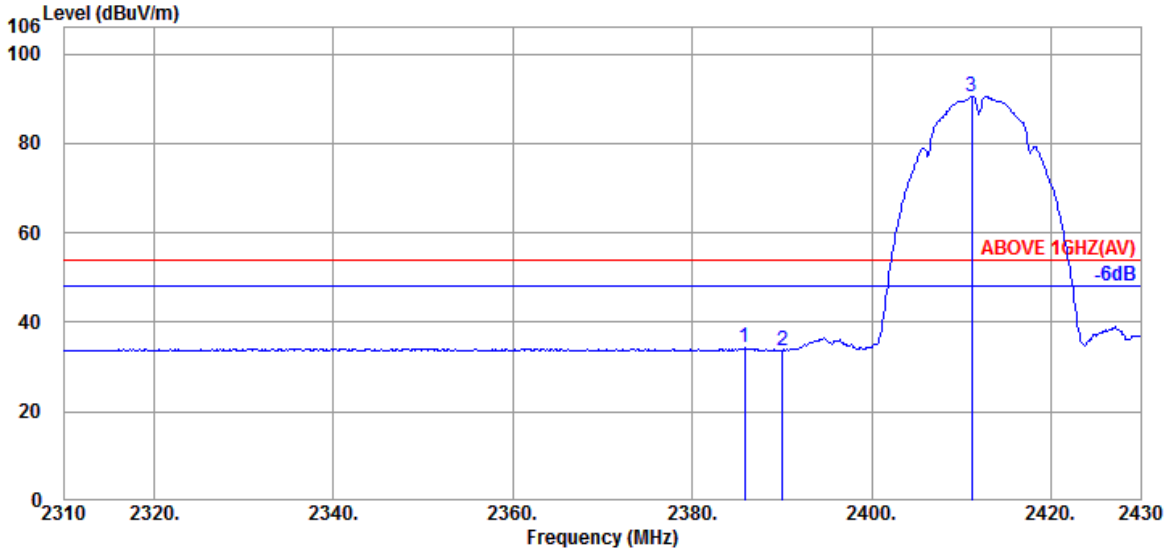

Antenna at Horizontal Polarization

	Emission Frequency (MHz)	Antenna Factor (dB/m)	Cable Loss (dB)	Preamp Gain (dB)	Read Level (dBμV)	Emission Level (dBμV/m)	Limits (dBμV/m)	Margin (dB)	Detector
	2385.840	32.44	7.95	34.58	28.46	34.27	54.00	19.73	Average
	2390.040	32.44	7.95	34.58	28.01	33.82	54.00	20.18	Average
@	2411.160	32.43	7.96	34.59	84.80	90.60	---	---	Average

Remark: The "@" means fundamental frequency, it is ignored in this section.

This test report may be reproduced in full only. The document may only be updated by Audix Technology Corp. personnel. Any changes will be noted in the Document History section of the report.

Audix Technology Corp.
No. 53-11, Dingfu, Linkou, Dist.,
New Taipei City244, Taiwan
Tel: +886 2 26099301
Fax: +886 2 26099303

Mode	802.11b	Frequency	TX 2412MHz

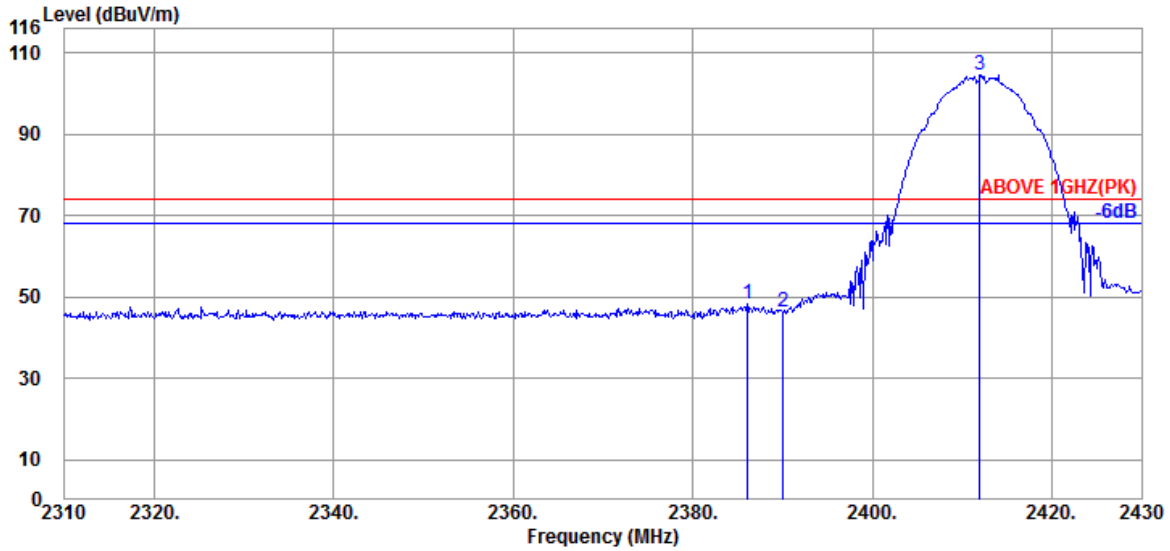

Antenna at Vertical Polarization

	Emission Frequency (MHz)	Antenna Factor (dB/m)	Cable Loss (dB)	Preamp Gain (dB)	Read Level (dBμV)	Emission Level (dBμV/m)	Limits (dBμV/m)	Margin (dB)	Detector
	2386.080	32.44	7.95	34.58	42.40	48.21	74.00	25.79	Peak
	2390.040	32.44	7.95	34.58	40.42	46.23	74.00	27.77	Peak
@	2412.000	32.36	7.96	34.59	98.98	104.71	---	---	Peak

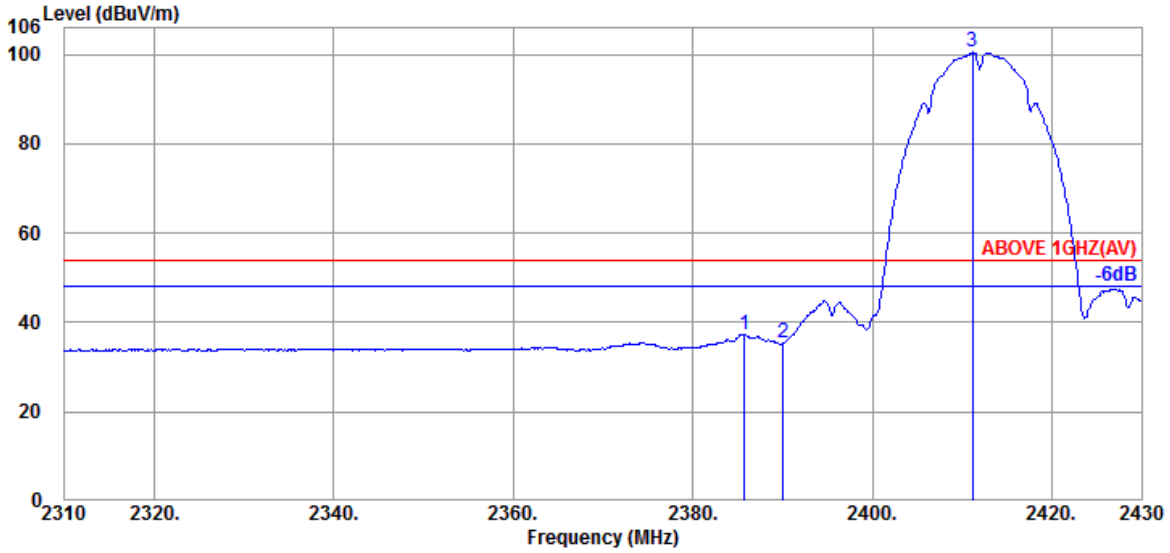

Antenna at Vertical Polarization

	Emission Frequency (MHz)	Antenna Factor (dB/m)	Cable Loss (dB)	Preamp Gain (dB)	Read Level (dBμV)	Emission Level (dBμV/m)	Limits (dBμV/m)	Margin (dB)	Detector
	2385.720	32.44	7.95	34.58	31.62	37.43	54.00	16.57	Average
	2390.040	32.44	7.95	34.58	29.56	35.37	54.00	18.63	Average
@	2411.160	32.43	7.96	34.59	94.71	100.51	---	---	Average

Remark: The "@" means fundamental frequency, it is ignored in this section.

This test report may be reproduced in full only. The document may only be updated by Audix Technology Corp. personnel. Any changes will be noted in the Document History section of the report.

Audix Technology Corp.
No. 53-11, Dingfu, Linkou, Dist.,
New Taipei City244, Taiwan

Tel: +886 2 26099301
Fax: +886 2 26099303

Mode	802.11b	Frequency	TX 2417MHz

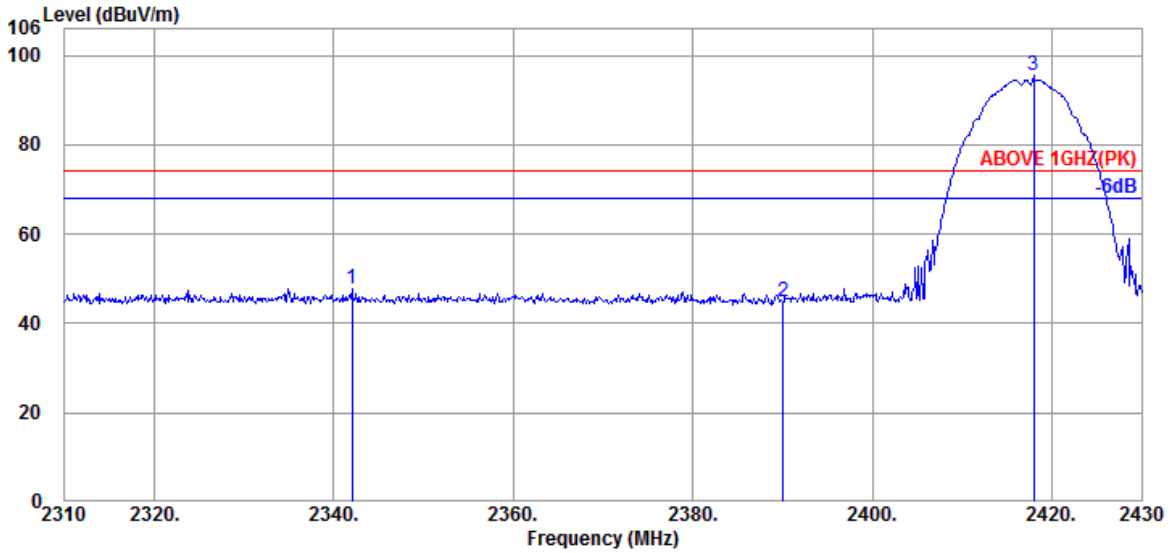

Antenna at Horizontal Polarization

Emission Frequency (MHz)	Antenna Factor (dB/m)	Cable Loss (dB)	Preamp Gain (dB)	Read Level (dBµV)	Emission Level (dBµV/m)	Limits (dBµV/m)	Margin (dB)	Detector
2342.040	32.17	7.92	34.57	42.41	47.93	74.00	26.07	Peak
2390.040	32.44	7.95	34.58	38.91	44.72	74.00	29.28	Peak
@ 2418.000	32.36	7.96	34.59	89.65	95.38	---	---	Peak

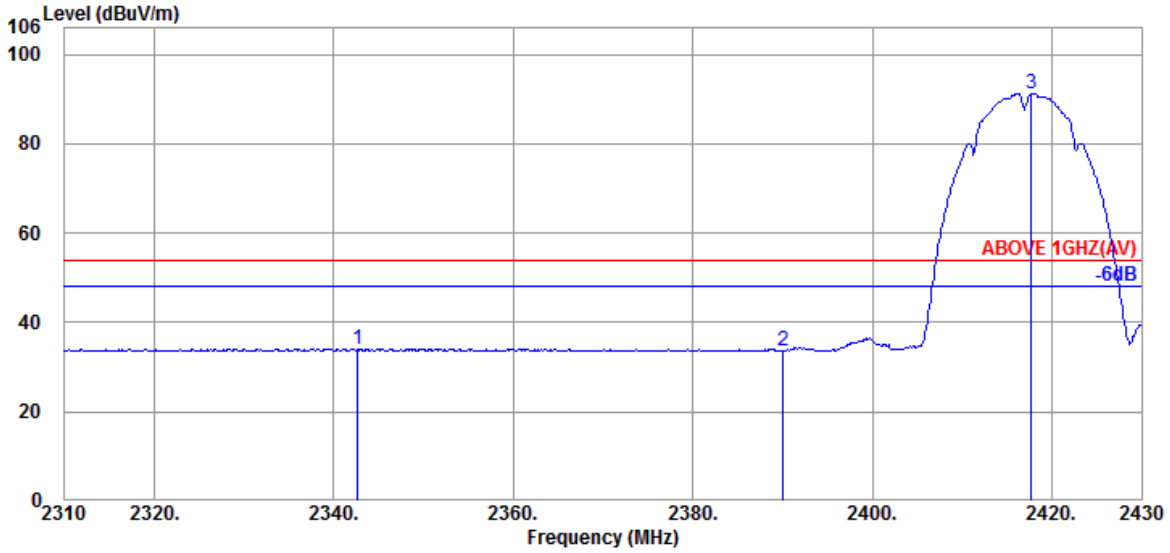

Antenna at Horizontal Polarization

Emission Frequency (MHz)	Antenna Factor (dB/m)	Cable Loss (dB)	Preamp Gain (dB)	Read Level (dBµV)	Emission Level (dBµV/m)	Limits (dBµV/m)	Margin (dB)	Detector
2342.640	32.24	7.92	34.57	28.51	34.10	54.00	19.90	Average
2390.040	32.44	7.95	34.58	27.89	33.70	54.00	20.30	Average
@ 2417.760	32.36	7.96	34.59	85.59	91.32	---	---	Average

Remark: The "@" means fundamental frequency, it is ignored in this section.

This test report may be reproduced in full only. The document may only be updated by Audix Technology Corp. personnel. Any changes will be noted in the Document History section of the report.

Audix Technology Corp.
No. 53-11, Dingfu, Linkou, Dist.,
New Taipei City244, Taiwan
Tel: +886 2 26099301
Fax: +886 2 26099303

Mode	802.11b	Frequency	TX 2417MHz

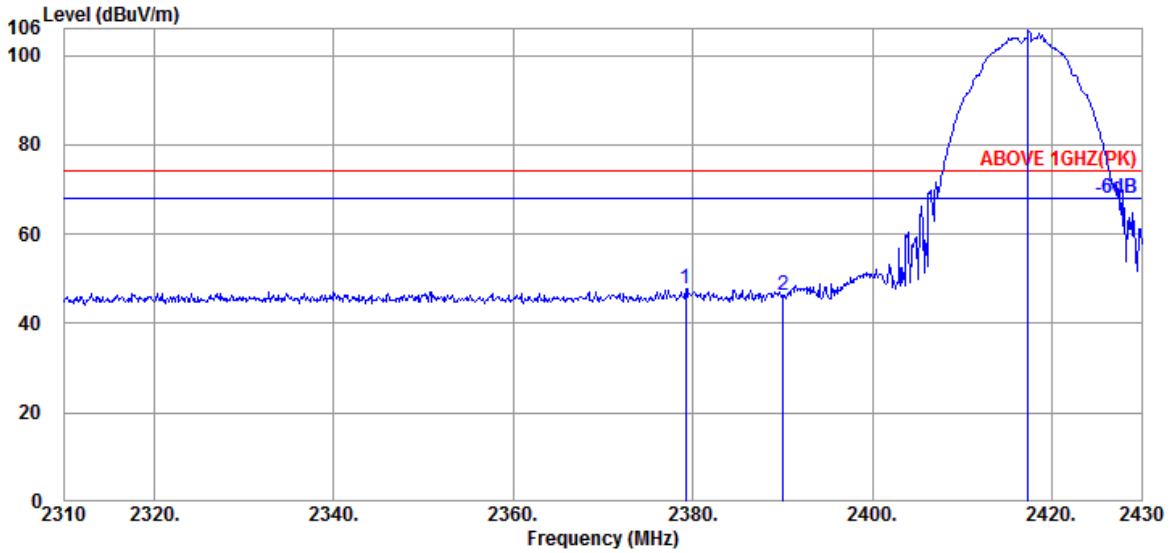

Antenna at Vertical Polarization

	Emission Frequency (MHz)	Antenna Factor (dB/m)	Cable Loss (dB)	Preamp Gain (dB)	Read Level (dBµV)	Emission Level (dBµV/m)	Limits (dBµV/m)	Margin (dB)	Detector
	2379.240	32.41	7.95	34.58	41.98	47.76	74.00	26.24	Peak
	2390.040	32.44	7.95	34.58	40.53	46.34	74.00	27.66	Peak
@	2417.400	32.36	7.96	34.59	100.00	105.73	---	---	Peak

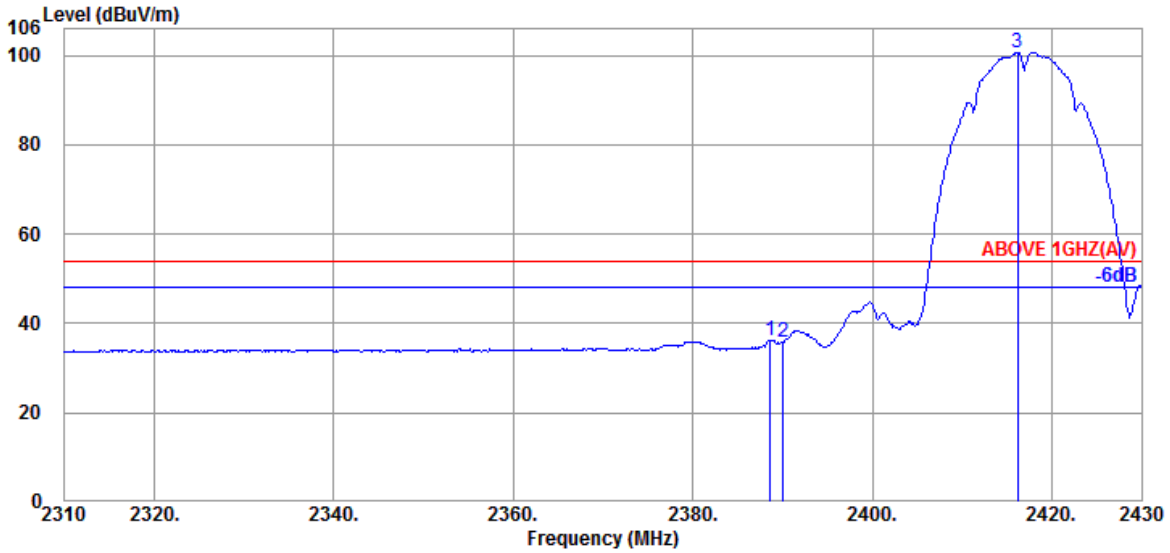

Antenna at Vertical Polarization

	Emission Frequency (MHz)	Antenna Factor (dB/m)	Cable Loss (dB)	Preamp Gain (dB)	Read Level (dBµV)	Emission Level (dBµV/m)	Limits (dBµV/m)	Margin (dB)	Detector
	2388.600	32.44	7.95	34.58	30.50	36.31	54.00	17.69	Average
	2390.040	32.44	7.95	34.58	30.00	35.81	54.00	18.19	Average
@	2416.200	32.36	7.96	34.59	94.98	100.71	---	---	Average

Remark: The "@" means fundamental frequency, it is ignored in this section.

This test report may be reproduced in full only. The document may only be updated by Audix Technology Corp. personnel. Any changes will be noted in the Document History section of the report.

Audix Technology Corp.
No. 53-11, Dingfu, Linkou, Dist.,
New Taipei City244, Taiwan
Tel: +886 2 26099301
Fax: +886 2 26099303

Mode	802.11b	Frequency	TX 2457MHz

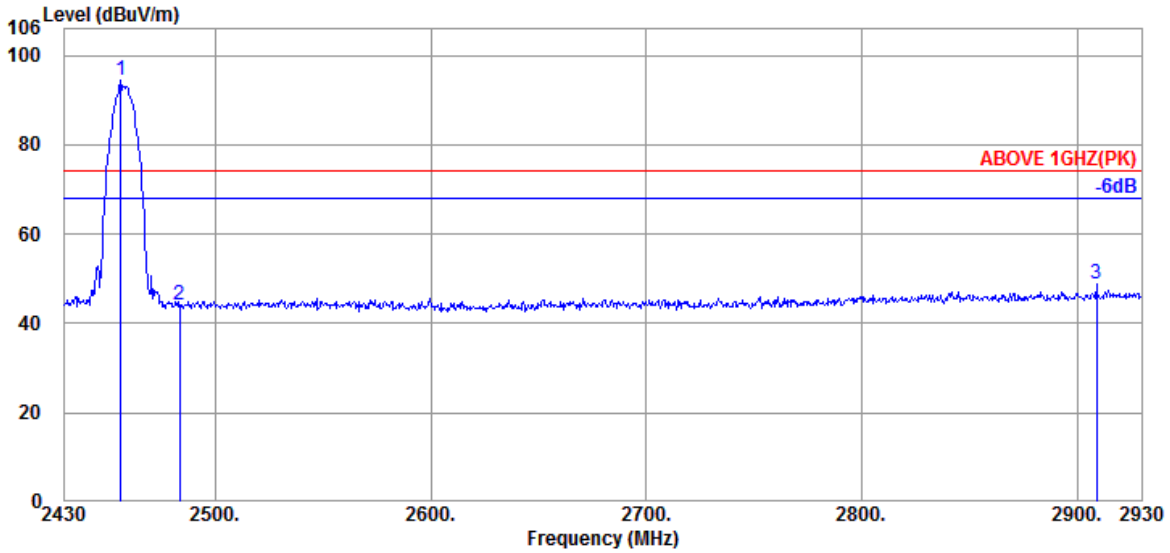

Antenna at Horizontal Polarization

Emission Frequency (MHz)	Antenna Factor (dB/m)	Cable Loss (dB)	Preamp Gain (dB)	Read Level (dBµV)	Emission Level (dBµV/m)	Limits (dBµV/m)	Margin (dB)	Detector
@ 2456.000	32.03	7.98	34.60	88.97	94.38	---	---	Peak
2483.500	32.14	7.99	34.61	38.59	44.11	74.00	29.89	Peak
2909.000	32.83	8.18	34.69	42.61	48.93	74.00	25.07	Peak

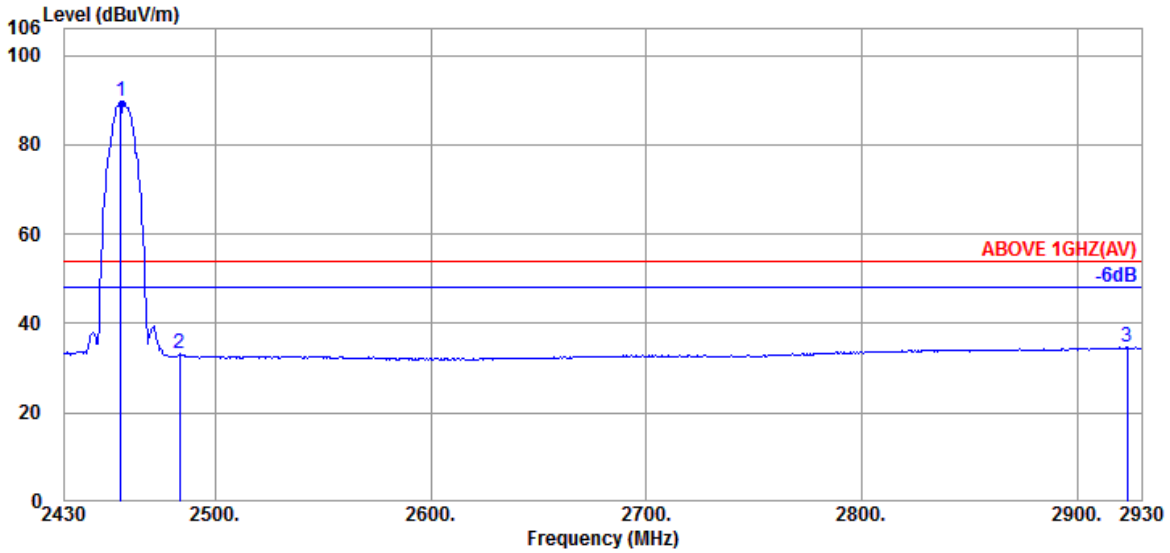

Antenna at Horizontal Polarization

Emission Frequency (MHz)	Antenna Factor (dB/m)	Cable Loss (dB)	Preamp Gain (dB)	Read Level (dBµV)	Emission Level (dBµV/m)	Limits (dBµV/m)	Margin (dB)	Detector
@ 2456.000	32.03	7.98	34.60	84.40	89.81	---	---	Average
2483.500	32.14	7.99	34.61	27.69	33.21	54.00	20.79	Average
2923.500	32.90	8.19	34.69	28.23	34.63	54.00	19.37	Average

Remark: The "@" means fundamental frequency, it is ignored in this section.

This test report may be reproduced in full only. The document may only be updated by Audix Technology Corp. personnel. Any changes will be noted in the Document History section of the report.

Audix Technology Corp.
No. 53-11, Dingfu, Linkou, Dist.,
New Taipei City244, Taiwan
Tel: +886 2 26099301
Fax: +886 2 26099303

Mode	802.11b	Frequency	TX 2457MHz

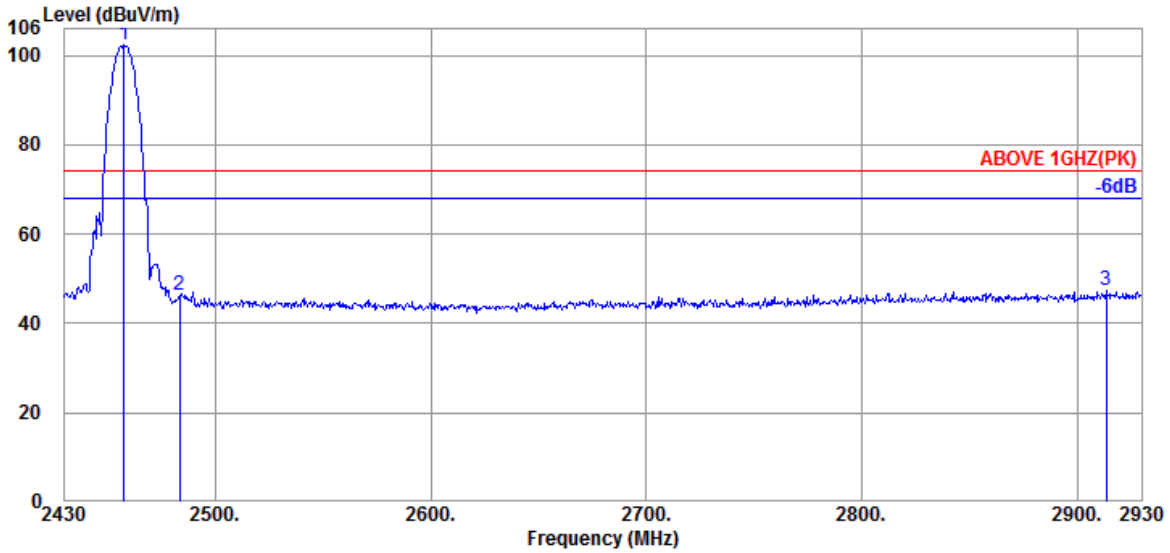

Antenna at Vertical Polarization

Emission Frequency (MHz)	Antenna Factor (dB/m)	Cable Loss (dB)	Preamp Gain (dB)	Read Level (dBµV)	Emission Level (dBµV/m)	Limits (dBµV/m)	Margin (dB)	Detector
@ 2457.500	32.03	7.98	34.60	96.99	102.40	---	---	Peak
2483.500	32.14	7.99	34.61	40.64	46.16	74.00	27.84	Peak
2913.500	32.87	8.18	34.69	41.01	47.37	74.00	26.63	Peak

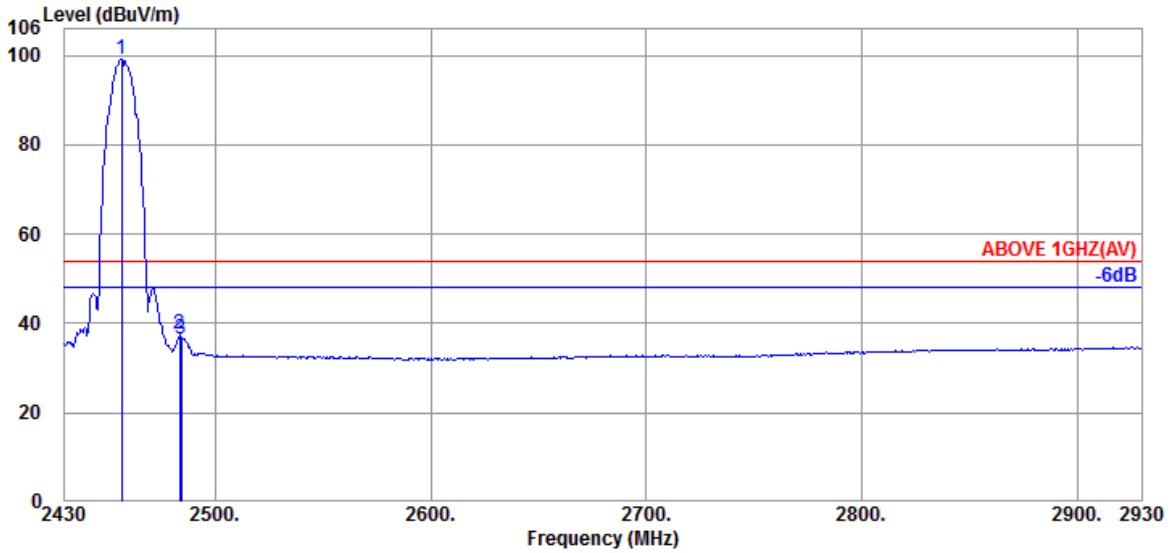

Antenna at Vertical Polarization

Emission Frequency (MHz)	Antenna Factor (dB/m)	Cable Loss (dB)	Preamp Gain (dB)	Read Level (dBµV)	Emission Level (dBµV/m)	Limits (dBµV/m)	Margin (dB)	Detector
@ 2456.500	32.03	7.98	34.60	93.58	98.99	---	---	Average
2483.500	32.14	7.99	34.61	31.94	37.46	54.00	16.54	Average
2484.000	32.14	7.99	34.61	31.09	36.61	54.00	17.39	Average

Remark: The "@" means fundamental frequency, it is ignored in this section.

This test report may be reproduced in full only. The document may only be updated by Audix Technology Corp. personnel. Any changes will be noted in the Document History section of the report.

Audix Technology Corp.
No. 53-11, Dingfu, Linkou, Dist.,
New Taipei City244, Taiwan

Tel: +886 2 26099301
Fax: +886 2 26099303

Mode	802.11b	Frequency	TX 2462MHz

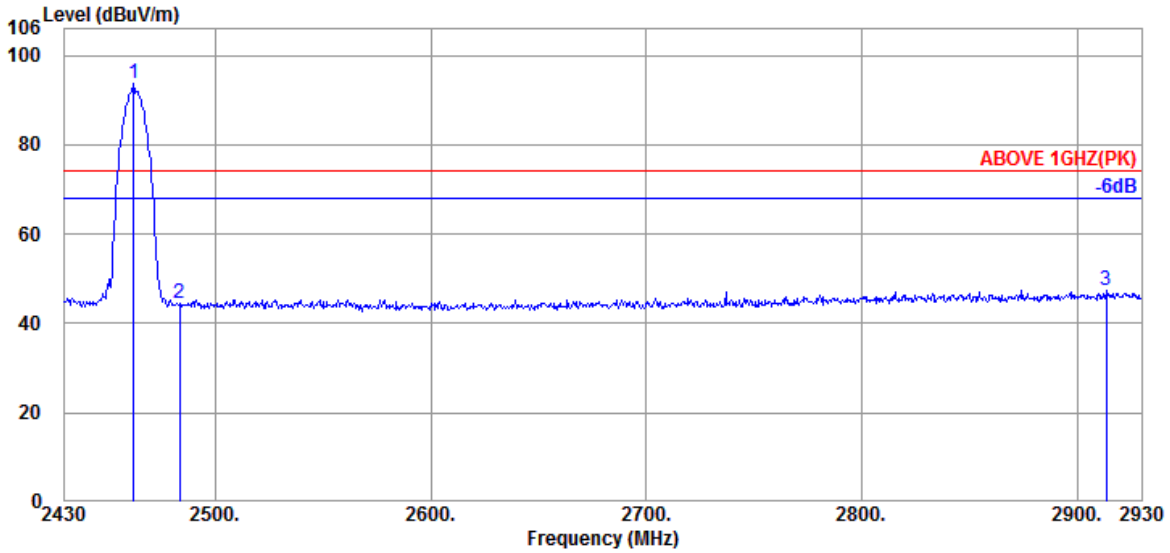

Antenna at Horizontal Polarization

Emission Frequency (MHz)	Antenna Factor (dB/m)	Cable Loss (dB)	Preamp Gain (dB)	Read Level (dBµV)	Emission Level (dBµV/m)	Limits (dBµV/m)	Margin (dB)	Detector
@ 2462.000	32.06	7.98	34.60	88.21	93.65	---	---	Peak
2483.500	32.14	7.99	34.61	39.12	44.64	74.00	29.36	Peak
2913.500	32.87	8.18	34.69	41.20	47.56	74.00	26.44	Peak

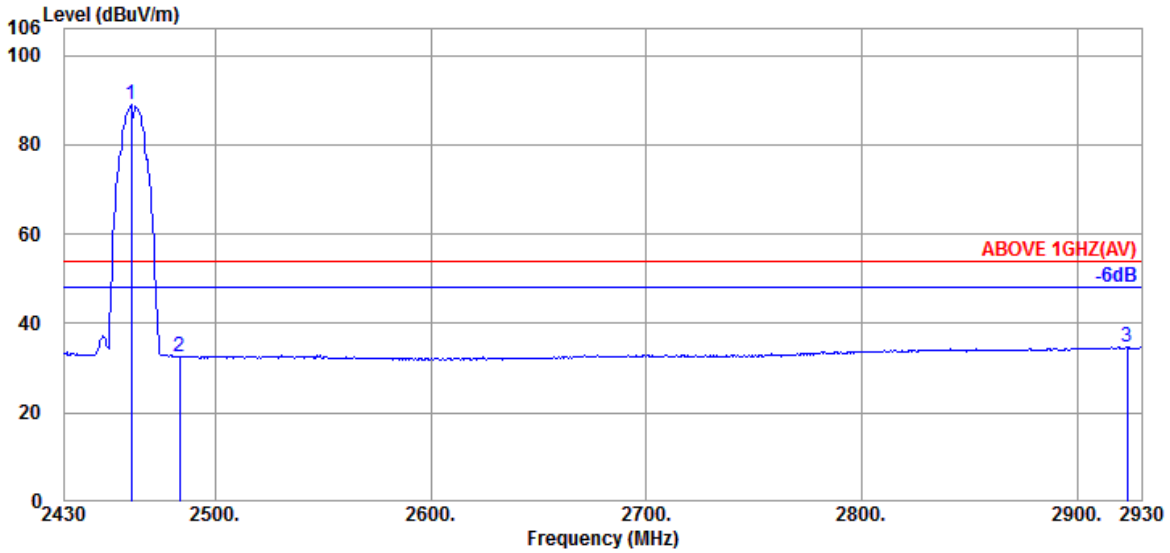

Antenna at Horizontal Polarization

Emission Frequency (MHz)	Antenna Factor (dB/m)	Cable Loss (dB)	Preamp Gain (dB)	Read Level (dBµV)	Emission Level (dBµV/m)	Limits (dBµV/m)	Margin (dB)	Detector
@ 2461.000	32.06	7.98	34.60	83.46	88.90	---	---	Average
2483.500	32.14	7.99	34.61	26.95	32.47	54.00	21.53	Average
2923.500	32.90	8.19	34.69	28.39	34.79	54.00	19.21	Average

Remark: The "@" means fundamental frequency, it is ignored in this section.

This test report may be reproduced in full only. The document may only be updated by Audix Technology Corp. personnel. Any changes will be noted in the Document History section of the report.

Audix Technology Corp.
No. 53-11, Dingfu, Linkou, Dist.,
New Taipei City244, Taiwan
Tel: +886 2 26099301
Fax: +886 2 26099303

Mode	802.11b	Frequency	TX 2462MHz

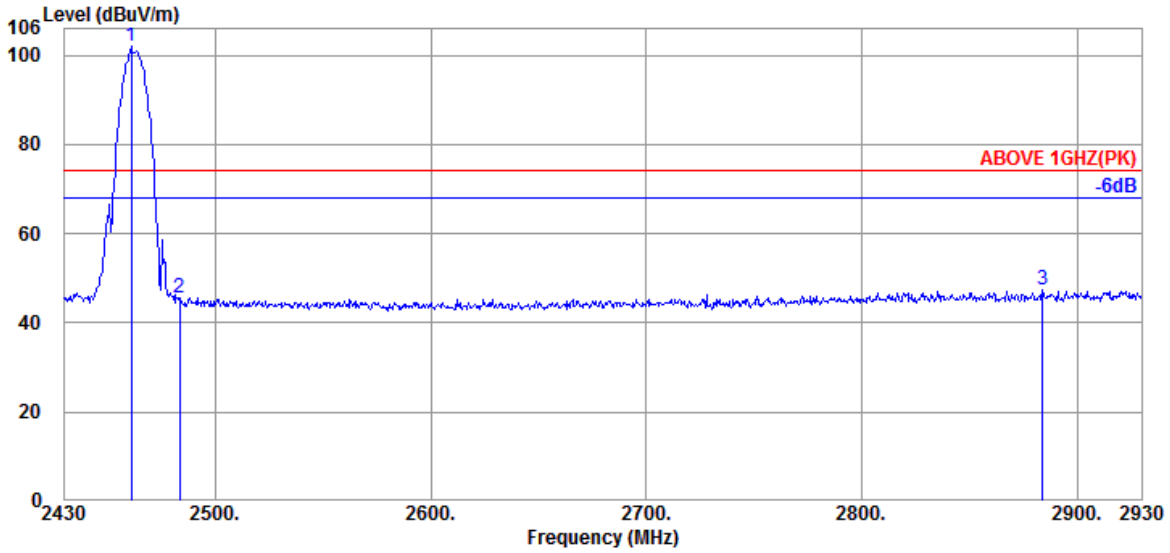

Antenna at Vertical Polarization

Emission Frequency (MHz)	Antenna Factor (dB/m)	Cable Loss (dB)	Preamp Gain (dB)	Read Level (dBµV)	Emission Level (dBµV/m)	Limits (dBµV/m)	Margin (dB)	Detector
@ 2461.000	32.06	7.98	34.60	96.53	101.97	---	---	Peak
2483.500	32.14	7.99	34.61	40.15	45.67	74.00	28.33	Peak
2884.000	32.90	8.17	34.68	40.97	47.36	74.00	26.64	Peak

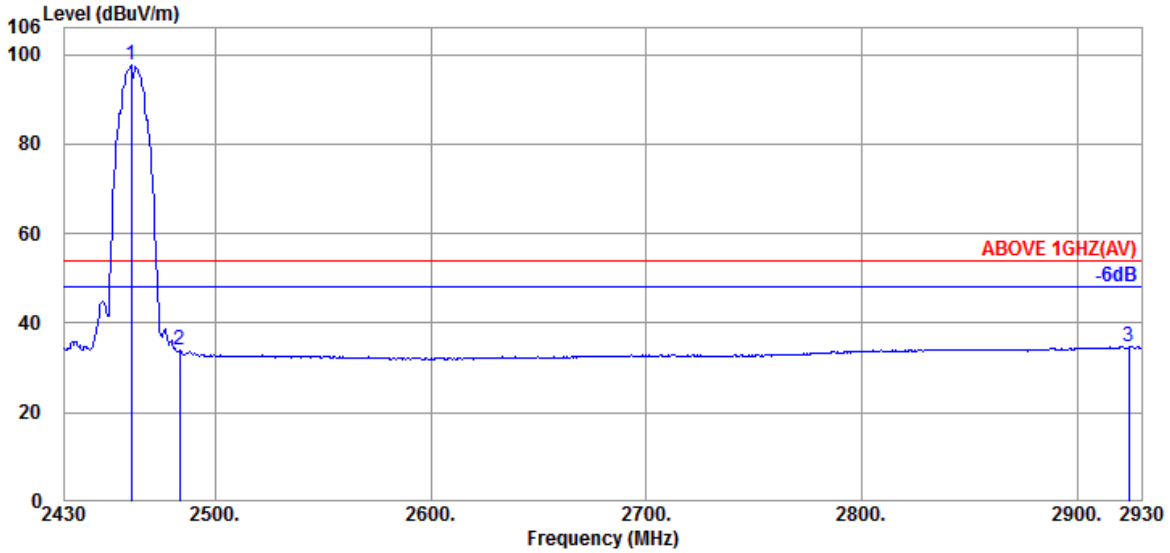

Antenna at Vertical Polarization

Emission Frequency (MHz)	Antenna Factor (dB/m)	Cable Loss (dB)	Preamp Gain (dB)	Read Level (dBµV)	Emission Level (dBµV/m)	Limits (dBµV/m)	Margin (dB)	Detector
@ 2461.000	32.06	7.98	34.60	92.29	97.73	---	---	Average
2483.500	32.14	7.99	34.61	28.38	33.90	54.00	20.10	Average
2924.000	32.90	8.19	34.69	28.43	34.83	54.00	19.17	Average

Remark: The "@" means fundamental frequency, it is ignored in this section.

This test report may be reproduced in full only. The document may only be updated by Audix Technology Corp. personnel. Any changes will be noted in the Document History section of the report.

Audix Technology Corp.
No. 53-11, Dingfu, Linkou, Dist.,
New Taipei City244, Taiwan

Tel: +886 2 26099301
Fax: +886 2 26099303

Mode	802.11b	Frequency	TX 2467MHz

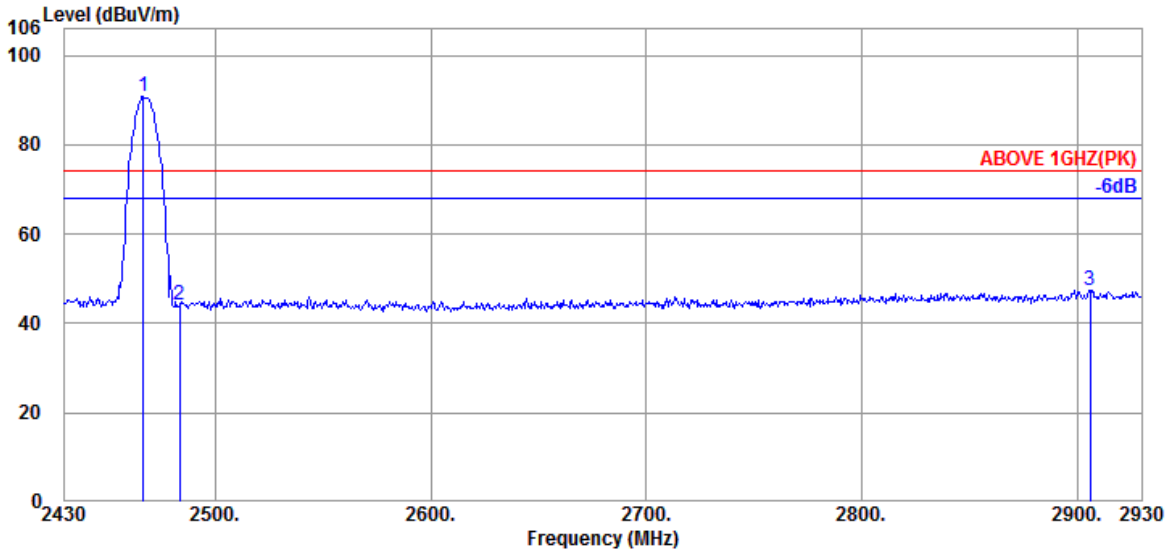

Antenna at Horizontal Polarization

Emission Frequency (MHz)	Antenna Factor (dB/m)	Cable Loss (dB)	Preamp Gain (dB)	Read Level (dBµV)	Emission Level (dBµV/m)	Limits (dBµV/m)	Margin (dB)	Detector
@ 2466.500	32.06	7.98	34.60	85.29	90.73	---	---	Peak
2483.500	32.14	7.99	34.61	38.45	43.97	74.00	30.03	Peak
2906.000	32.83	8.18	34.69	41.05	47.37	74.00	26.63	Peak

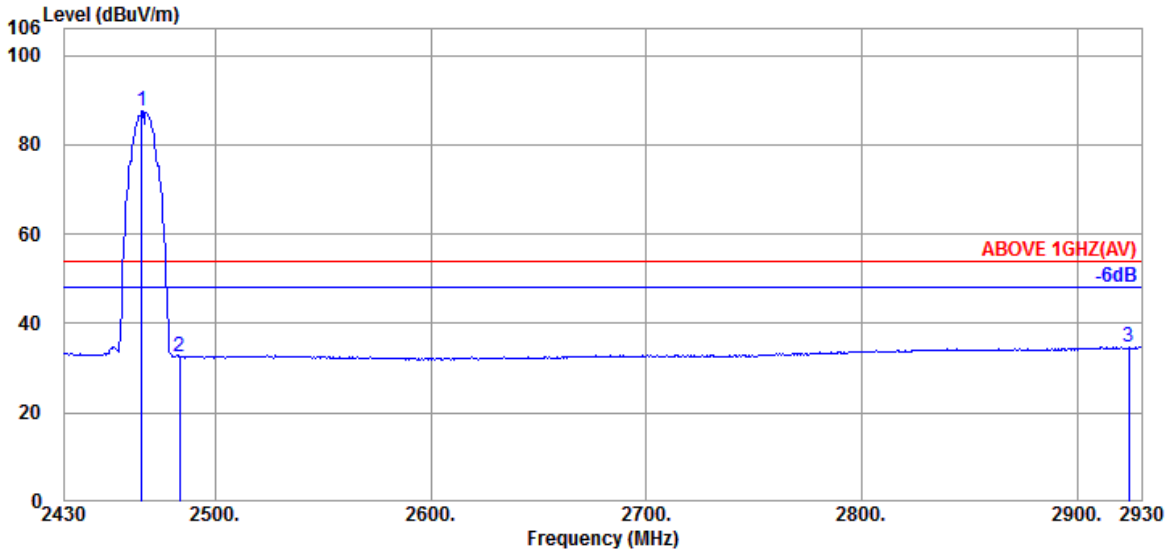

Antenna at Horizontal Polarization

Emission Frequency (MHz)	Antenna Factor (dB/m)	Cable Loss (dB)	Preamp Gain (dB)	Read Level (dBµV)	Emission Level (dBµV/m)	Limits (dBµV/m)	Margin (dB)	Detector
@ 2466.000	32.06	7.98	34.60	82.08	87.52	---	---	Average
2483.500	32.14	7.99	34.61	27.10	32.62	54.00	21.38	Average
2924.000	32.90	8.19	34.69	28.34	34.74	54.00	19.26	Average

Remark: The "@" means fundamental frequency, it is ignored in this section.

This test report may be reproduced in full only. The document may only be updated by Audix Technology Corp. personnel. Any changes will be noted in the Document History section of the report.

Audix Technology Corp.
No. 53-11, Dingfu, Linkou, Dist.,
New Taipei City244, Taiwan
Tel: +886 2 26099301
Fax: +886 2 26099303

Mode	802.11b	Frequency	TX 2467MHz

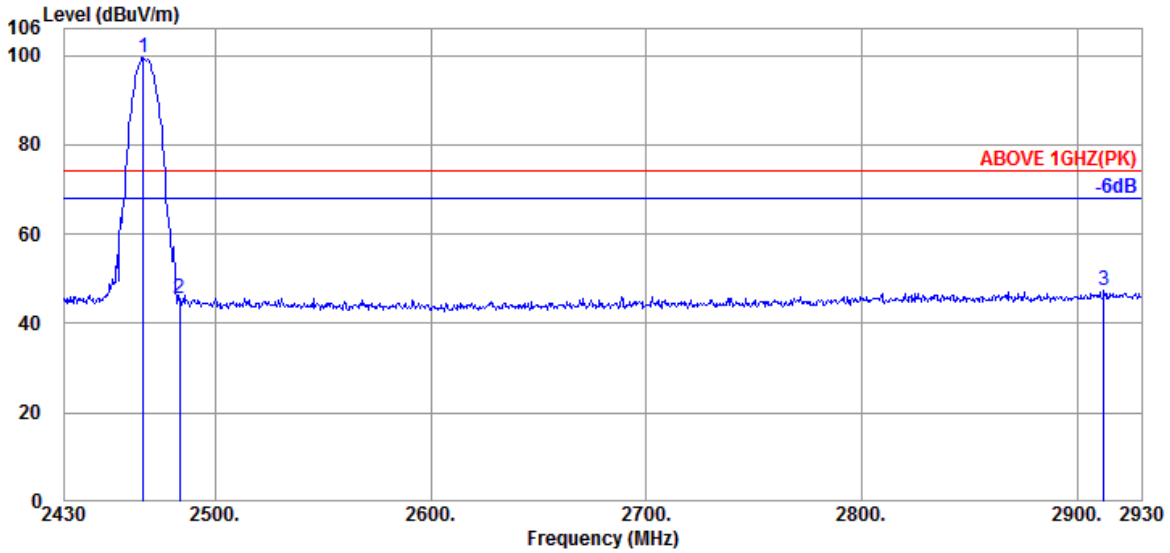

Antenna at Vertical Polarization

Emission Frequency (MHz)	Antenna Factor (dB/m)	Cable Loss (dB)	Preamp Gain (dB)	Read Level (dBµV)	Emission Level (dBµV/m)	Limits (dBµV/m)	Margin (dB)	Detector
@ 2466.500	32.06	7.98	34.60	94.01	99.45	---	---	Peak
2483.500	32.14	7.99	34.61	39.91	45.43	74.00	28.57	Peak
2912.500	32.87	8.18	34.69	41.12	47.48	74.00	26.52	Peak

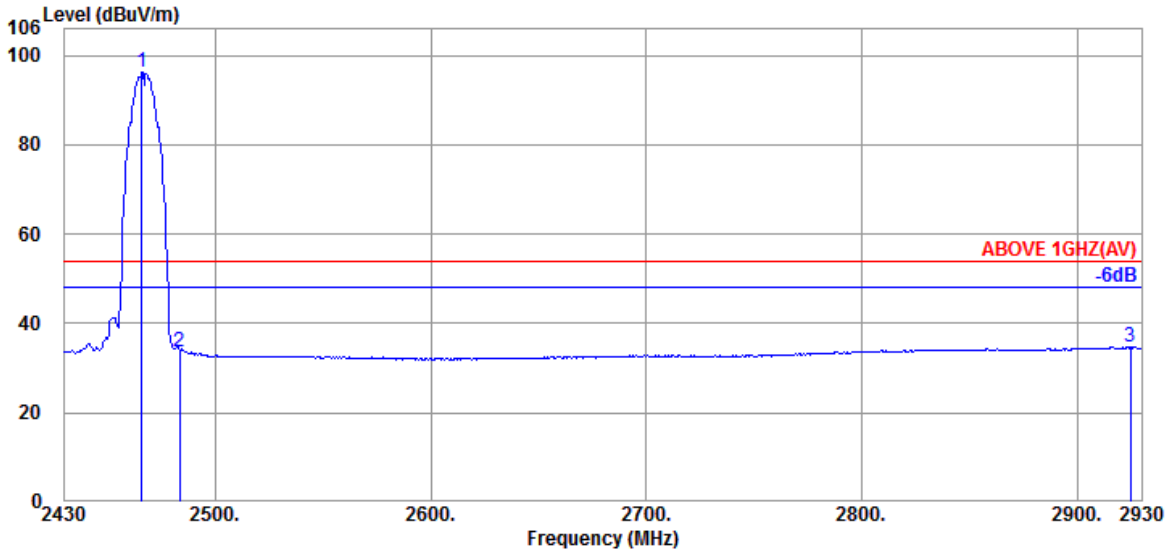

Antenna at Vertical Polarization

Emission Frequency (MHz)	Antenna Factor (dB/m)	Cable Loss (dB)	Preamp Gain (dB)	Read Level (dBµV)	Emission Level (dBµV/m)	Limits (dBµV/m)	Margin (dB)	Detector
@ 2466.000	32.06	7.98	34.60	90.84	96.28	---	---	Average
2483.500	32.14	7.99	34.61	28.25	33.77	54.00	20.23	Average
2925.000	32.90	8.19	34.69	28.36	34.76	54.00	19.24	Average

Remark: The "@" means fundamental frequency, it is ignored in this section.

This test report may be reproduced in full only. The document may only be updated by Audix Technology Corp. personnel. Any changes will be noted in the Document History section of the report.

Audix Technology Corp.
No. 53-11, Dingfu, Linkou, Dist.,
New Taipei City244, Taiwan

Tel: +886 2 26099301
Fax: +886 2 26099303

Mode	802.11b	Frequency	TX 2472MHz

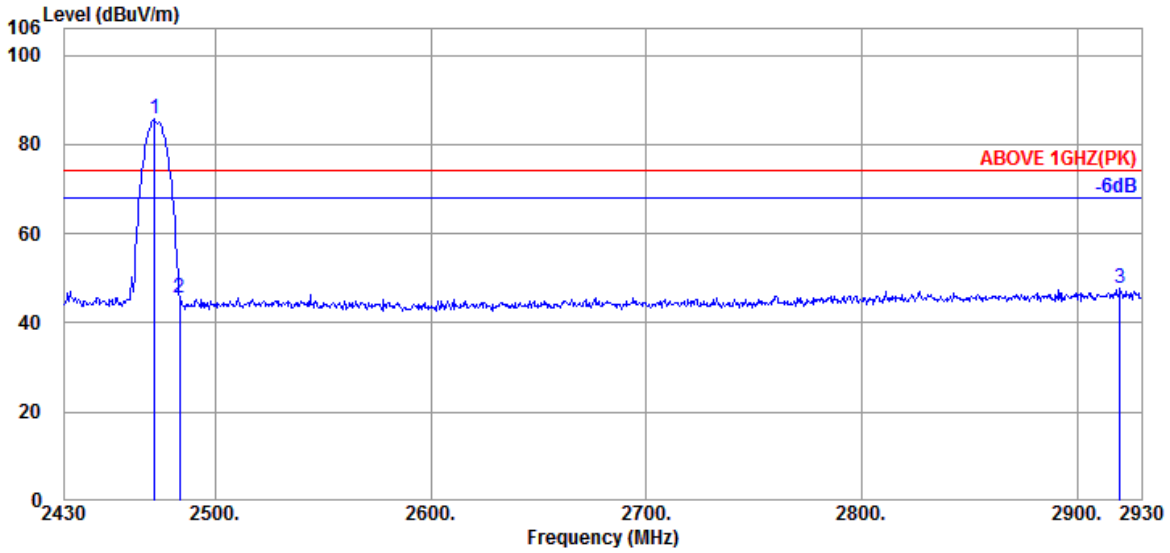

Antenna at Horizontal Polarization

Emission Frequency (MHz)	Antenna Factor (dB/m)	Cable Loss (dB)	Preamp Gain (dB)	Read Level (dBμV)	Emission Level (dBμV/m)	Limits (dBμV/m)	Margin (dB)	Detector
@ 2472.000	32.09	7.99	34.60	80.13	85.61	---	---	Peak
2483.500	32.14	7.99	34.61	40.18	45.70	74.00	28.30	Peak
2920.000	32.90	8.19	34.69	41.31	47.71	74.00	26.29	Peak

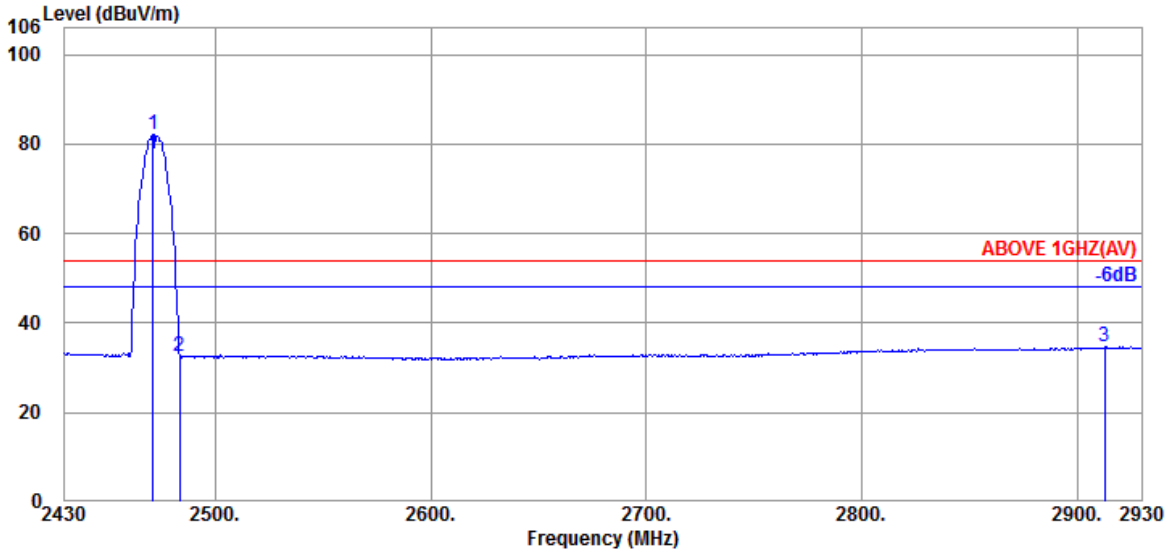

Antenna at Horizontal Polarization

Emission Frequency (MHz)	Antenna Factor (dB/m)	Cable Loss (dB)	Preamp Gain (dB)	Read Level (dBμV)	Emission Level (dBμV/m)	Limits (dBμV/m)	Margin (dB)	Detector
@ 2471.000	32.09	7.99	34.60	76.62	82.10	---	---	Average
2483.500	32.14	7.99	34.61	26.95	32.47	54.00	21.53	Average
2913.000	32.87	8.18	34.69	28.27	34.63	54.00	19.37	Average

Remark: The "@" means fundamental frequency, it is ignored in this section.

This test report may be reproduced in full only. The document may only be updated by Audix Technology Corp. personnel. Any changes will be noted in the Document History section of the report.

Audix Technology Corp.
No. 53-11, Dingfu, Linkou, Dist.,
New Taipei City244, Taiwan

Tel: +886 2 26099301
Fax: +886 2 26099303

Mode	802.11b	Frequency	TX 2472MHz

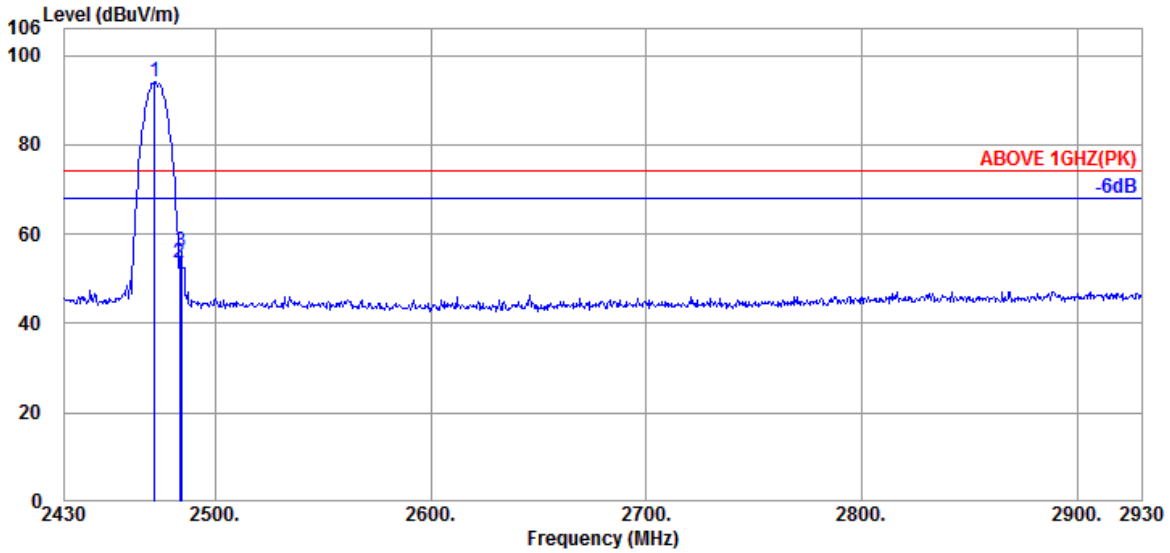

Antenna at Vertical Polarization

Emission Frequency (MHz)	Antenna Factor (dB/m)	Cable Loss (dB)	Preamp Gain (dB)	Read Level (dBμV)	Emission Level (dBμV/m)	Limits (dBμV/m)	Margin (dB)	Detector
@ 2472.000	32.09	7.99	34.60	88.64	94.12	---	---	Peak
2483.500	32.14	7.99	34.61	47.90	53.42	74.00	20.58	Peak
2484.000	32.14	7.99	34.61	50.50	56.02	74.00	17.98	Peak

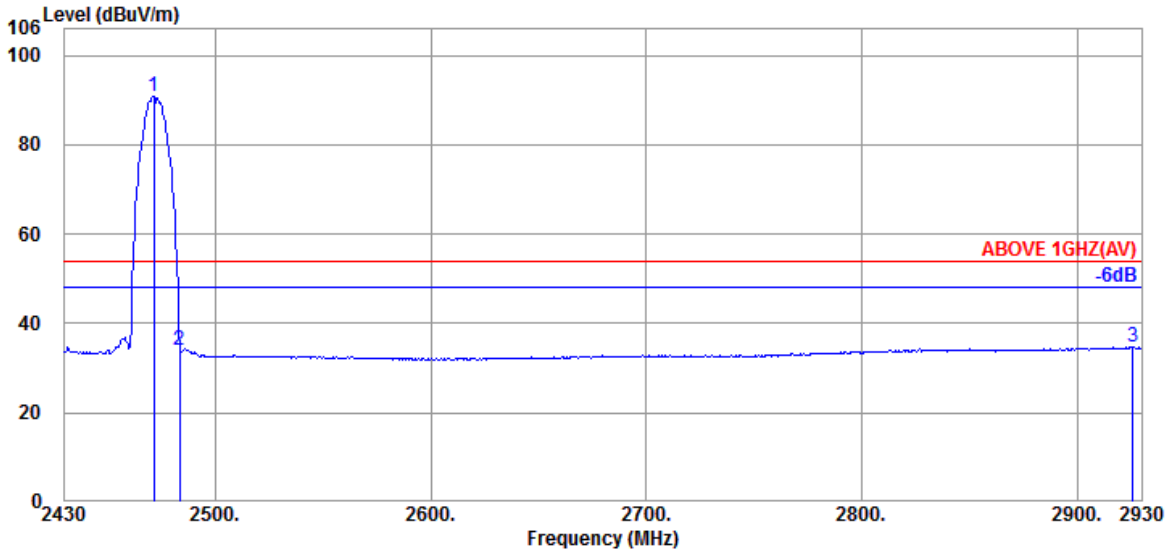

Antenna at Vertical Polarization

Emission Frequency (MHz)	Antenna Factor (dB/m)	Cable Loss (dB)	Preamp Gain (dB)	Read Level (dBμV)	Emission Level (dBμV/m)	Limits (dBμV/m)	Margin (dB)	Detector
@ 2471.500	32.09	7.99	34.60	85.25	90.73	---	---	Average
2483.500	32.14	7.99	34.61	28.51	34.03	54.00	19.97	Average
2926.000	32.90	8.19	34.69	28.37	34.77	54.00	19.23	Average

Remark: The "@" means fundamental frequency, it is ignored in this section.

This test report may be reproduced in full only. The document may only be updated by Audix Technology Corp. personnel. Any changes will be noted in the Document History section of the report.

Audix Technology Corp.
No. 53-11, Dingfu, Linkou, Dist.,
New Taipei City244, Taiwan
Tel: +886 2 26099301
Fax: +886 2 26099303

Mode	802.11g	Frequency	TX 2412MHz

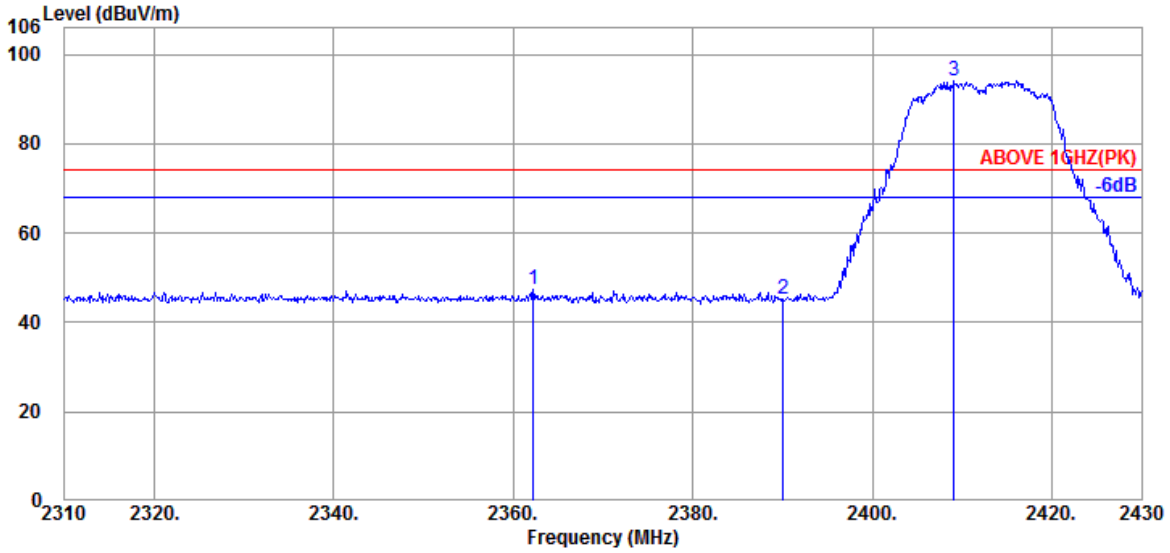

Antenna at Horizontal Polarization

Emission Frequency (MHz)	Antenna Factor (dB/m)	Cable Loss (dB)	Preamp Gain (dB)	Read Level (dBµV)	Emission Level (dBµV/m)	Limits (dBµV/m)	Margin (dB)	Detector
2362.200	32.33	7.94	34.58	41.63	47.32	74.00	26.68	Peak
2390.040	32.44	7.95	34.58	39.41	45.22	74.00	28.78	Peak
@ 2409.120	32.43	7.96	34.59	88.44	94.24	---	---	Peak

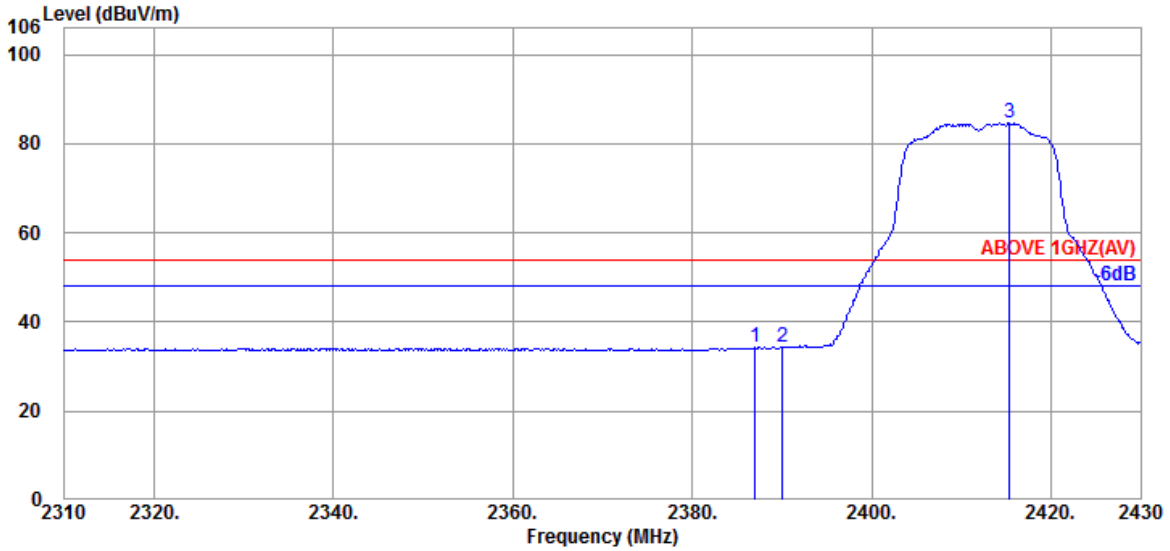

Antenna at Horizontal Polarization

Emission Frequency (MHz)	Antenna Factor (dB/m)	Cable Loss (dB)	Preamp Gain (dB)	Read Level (dBµV)	Emission Level (dBµV/m)	Limits (dBµV/m)	Margin (dB)	Detector
2387.040	32.44	7.95	34.58	28.65	34.46	54.00	19.54	Average
2390.040	32.44	7.95	34.58	28.60	34.41	54.00	19.59	Average
@ 2415.360	32.36	7.96	34.59	78.88	84.61	---	---	Average

Remark: The "@" means fundamental frequency, it is ignored in this section.

This test report may be reproduced in full only. The document may only be updated by Audix Technology Corp. personnel. Any changes will be noted in the Document History section of the report.

Audix Technology Corp.
No. 53-11, Dingfu, Linkou, Dist.,
New Taipei City244, Taiwan

Tel: +886 2 26099301
Fax: +886 2 26099303

Mode	802.11g	Frequency	TX 2412MHz

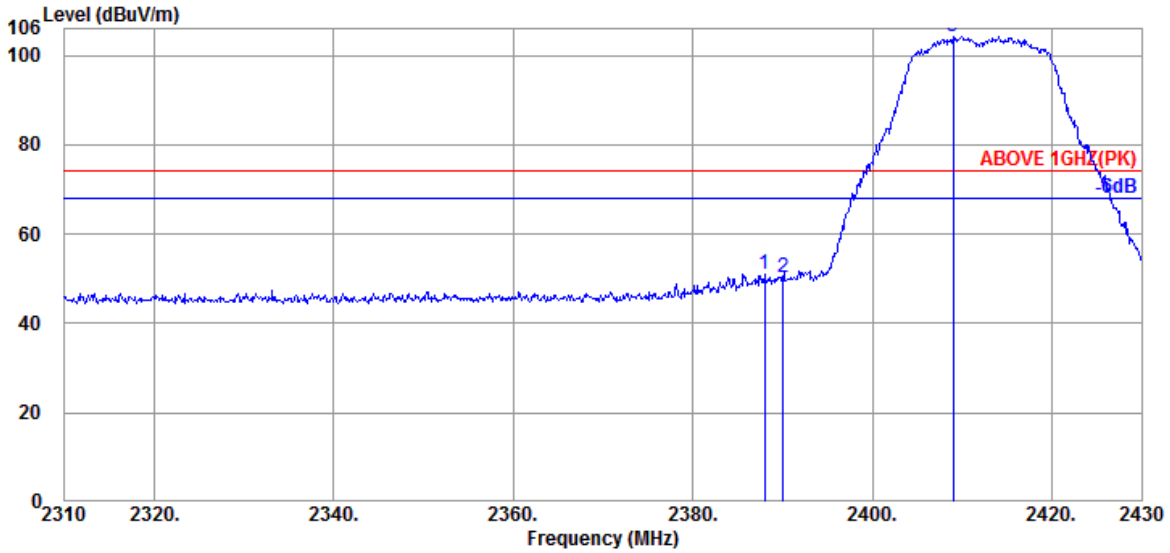

Antenna at Vertical Polarization

Emission Frequency (MHz)	Antenna Factor (dB/m)	Cable Loss (dB)	Preamp Gain (dB)	Read Level (dBµV)	Emission Level (dBµV/m)	Limits (dBµV/m)	Margin (dB)	Detector
2388.000	32.44	7.95	34.58	45.35	51.16	74.00	22.84	Peak
2390.040	32.44	7.95	34.58	44.37	50.18	74.00	23.82	Peak
@ 2409.000	32.43	7.96	34.59	98.24	104.04	---	---	Peak

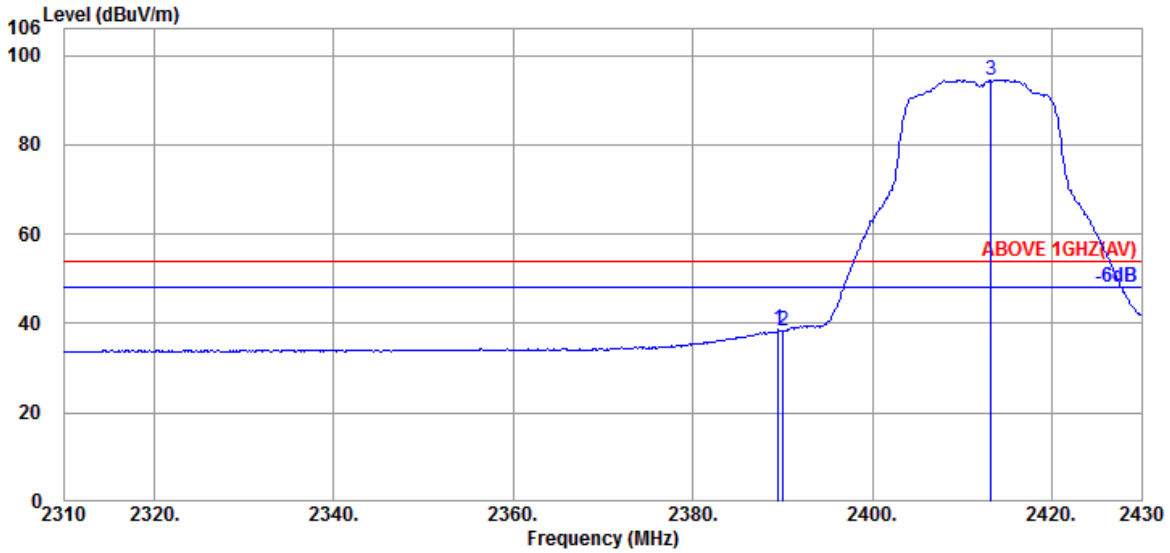

Antenna at Vertical Polarization

Emission Frequency (MHz)	Antenna Factor (dB/m)	Cable Loss (dB)	Preamp Gain (dB)	Read Level (dBµV)	Emission Level (dBµV/m)	Limits (dBµV/m)	Margin (dB)	Detector
2389.560	32.44	7.95	34.58	32.80	38.61	54.00	15.39	Average
2390.040	32.44	7.95	34.58	32.51	38.32	54.00	15.68	Average
@ 2413.200	32.36	7.96	34.59	88.71	94.44	---	---	Average

Remark: The "@" means fundamental frequency, it is ignored in this section.

This test report may be reproduced in full only. The document may only be updated by Audix Technology Corp. personnel. Any changes will be noted in the Document History section of the report.

Audix Technology Corp.
No. 53-11, Dingfu, Linkou, Dist.,
New Taipei City244, Taiwan

Tel: +886 2 26099301
Fax: +886 2 26099303

Mode	802.11g	Frequency	TX 2417MHz

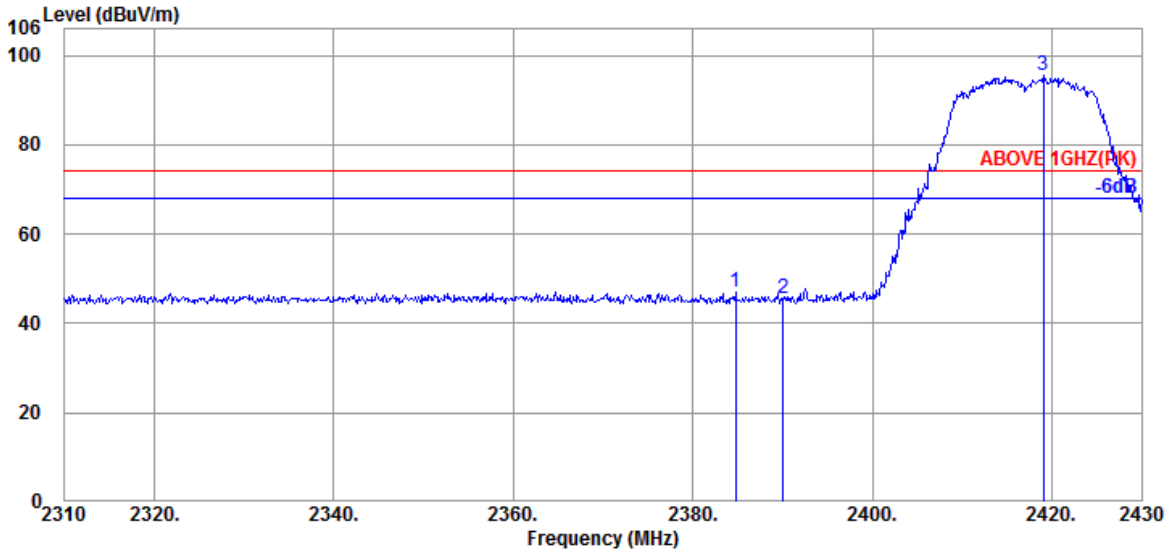

Antenna at Horizontal Polarization

	Emission Frequency (MHz)	Antenna Factor (dB/m)	Cable Loss (dB)	Preamp Gain (dB)	Read Level (dBµV)	Emission Level (dBµV/m)	Limits (dBµV/m)	Margin (dB)	Detector
	2384.760	32.44	7.95	34.58	41.12	46.93	74.00	27.07	Peak
	2390.040	32.44	7.95	34.58	39.90	45.71	74.00	28.29	Peak
@	2419.080	32.29	7.96	34.59	89.78	95.44	---	---	Peak

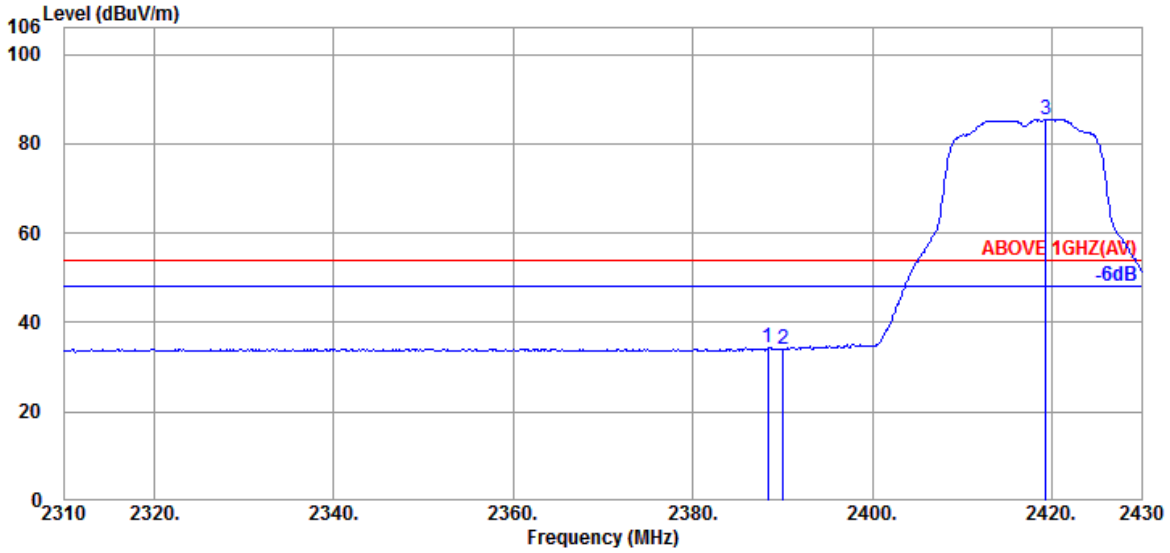

Antenna at Horizontal Polarization

	Emission Frequency (MHz)	Antenna Factor (dB/m)	Cable Loss (dB)	Preamp Gain (dB)	Read Level (dBµV)	Emission Level (dBµV/m)	Limits (dBµV/m)	Margin (dB)	Detector
	2388.360	32.44	7.95	34.58	28.48	34.29	54.00	19.71	Average
	2390.040	32.44	7.95	34.58	28.34	34.15	54.00	19.85	Average
@	2419.320	32.29	7.96	34.59	79.86	85.52	---	---	Average

Remark: The "@" means fundamental frequency, it is ignored in this section.

This test report may be reproduced in full only. The document may only be updated by Audix Technology Corp. personnel. Any changes will be noted in the Document History section of the report.

Audix Technology Corp.
No. 53-11, Dingfu, Linkou, Dist.,
New Taipei City244, Taiwan

Tel: +886 2 26099301
Fax: +886 2 26099303

Mode	802.11g	Frequency	TX 2417MHz

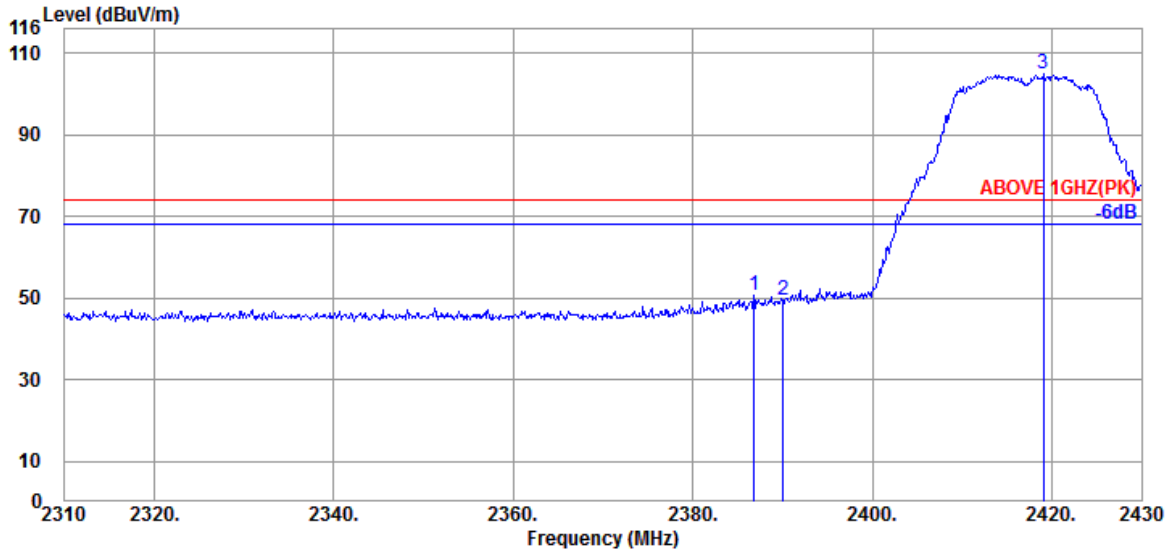

Antenna at Vertical Polarization

	Emission Frequency (MHz)	Antenna Factor (dB/m)	Cable Loss (dB)	Preamp Gain (dB)	Read Level (dBµV)	Emission Level (dBµV/m)	Limits (dBµV/m)	Margin (dB)	Detector
	2386.800	32.44	7.95	34.58	44.73	50.54	74.00	23.46	Peak
	2390.040	32.44	7.95	34.58	43.49	49.30	74.00	24.70	Peak
@	2419.080	32.29	7.96	34.59	99.16	104.82	---	---	Peak

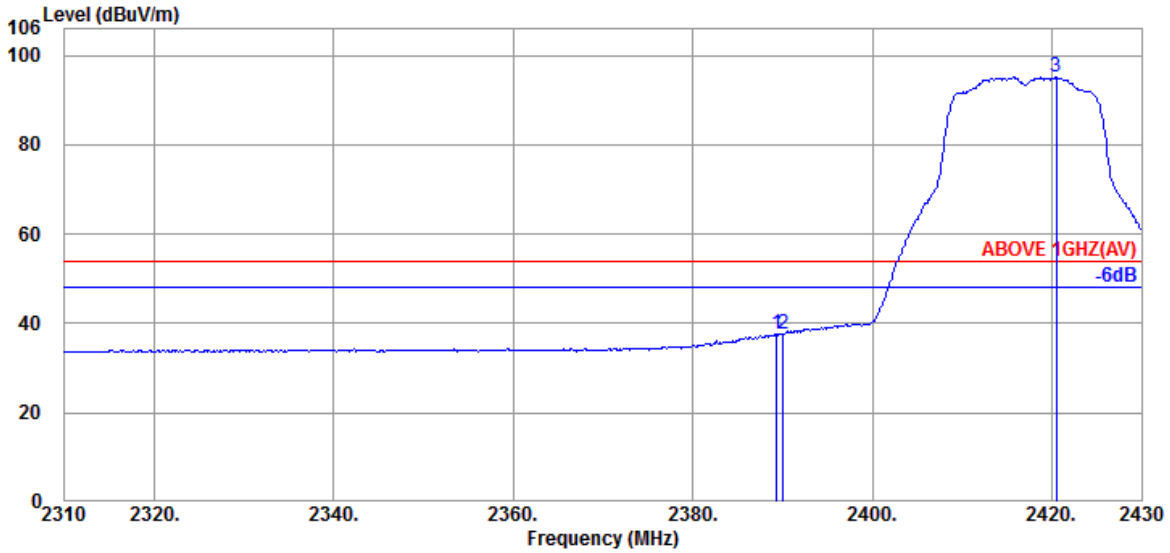

Antenna at Vertical Polarization

	Emission Frequency (MHz)	Antenna Factor (dB/m)	Cable Loss (dB)	Preamp Gain (dB)	Read Level (dBµV)	Emission Level (dBµV/m)	Limits (dBµV/m)	Margin (dB)	Detector
	2389.320	32.44	7.95	34.58	31.90	37.71	54.00	16.29	Average
	2390.040	32.44	7.95	34.58	31.95	37.76	54.00	16.24	Average
@	2420.520	32.29	7.96	34.59	89.35	95.01	---	---	Average

Remark: The "@" means fundamental frequency, it is ignored in this section.

This test report may be reproduced in full only. The document may only be updated by Audix Technology Corp. personnel. Any changes will be noted in the Document History section of the report.

Audix Technology Corp.
No. 53-11, Dingfu, Linkou, Dist.,
New Taipei City244, Taiwan
Tel: +886 2 26099301
Fax: +886 2 26099303

Mode	802.11g	Frequency	TX 2457MHz

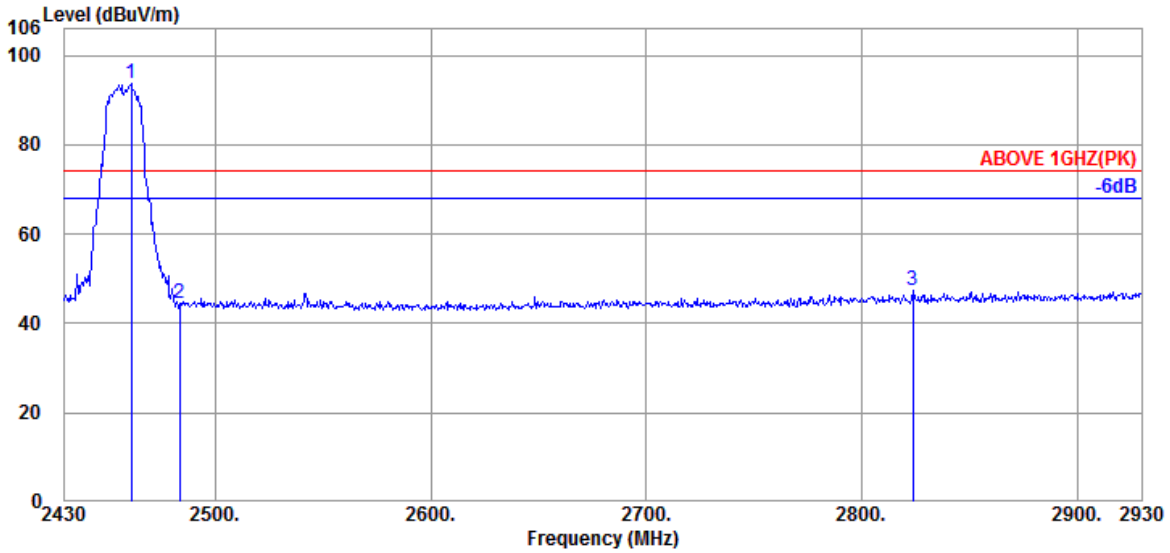

Antenna at Horizontal Polarization

Emission Frequency (MHz)	Antenna Factor (dB/m)	Cable Loss (dB)	Preamp Gain (dB)	Read Level (dBµV)	Emission Level (dBµV/m)	Limits (dBµV/m)	Margin (dB)	Detector
@ 2461.000	32.06	7.98	34.60	88.16	93.60	---	---	Peak
2483.500	32.14	7.99	34.61	38.94	44.46	74.00	29.54	Peak
2824.000	32.85	8.14	34.67	41.00	47.32	74.00	26.68	Peak

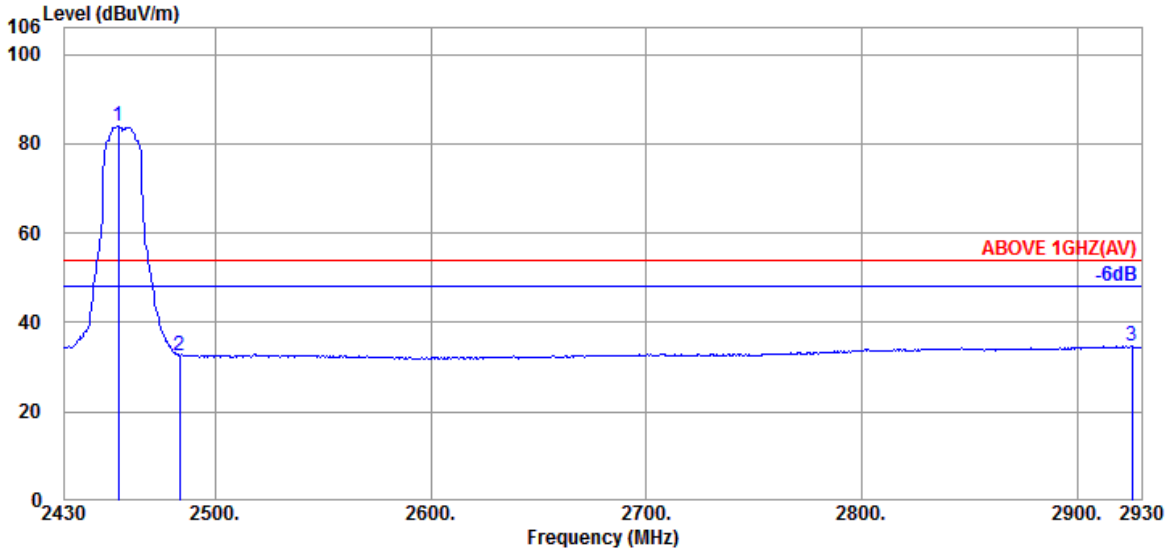

Antenna at Horizontal Polarization

Emission Frequency (MHz)	Antenna Factor (dB/m)	Cable Loss (dB)	Preamp Gain (dB)	Read Level (dBµV)	Emission Level (dBµV/m)	Limits (dBµV/m)	Margin (dB)	Detector
@ 2455.000	32.03	7.98	34.60	78.54	83.95	---	---	Average
2483.500	32.14	7.99	34.61	27.20	32.72	54.00	21.28	Average
2925.500	32.90	8.19	34.69	28.40	34.80	54.00	19.20	Average

Remark: The "@" means fundamental frequency, it is ignored in this section.

This test report may be reproduced in full only. The document may only be updated by Audix Technology Corp. personnel. Any changes will be noted in the Document History section of the report.

Audix Technology Corp.
No. 53-11, Dingfu, Linkou, Dist.,
New Taipei City244, Taiwan
Tel: +886 2 26099301
Fax: +886 2 26099303

Mode	802.11g	Frequency	TX 2457MHz

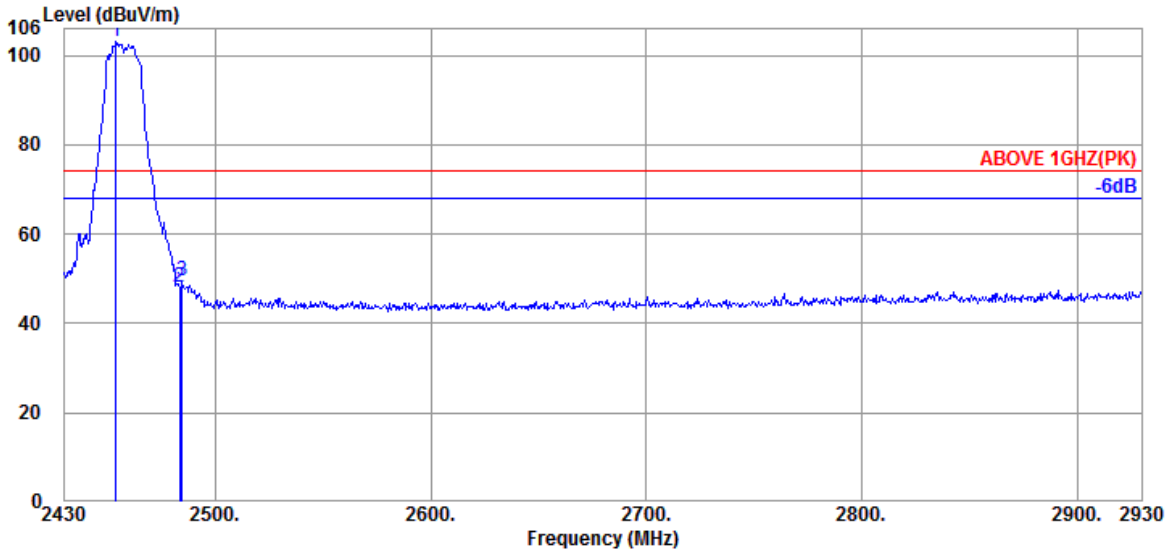

Antenna at Vertical Polarization

Emission Frequency (MHz)	Antenna Factor (dB/m)	Cable Loss (dB)	Preamp Gain (dB)	Read Level (dBµV)	Emission Level (dBµV/m)	Limits (dBµV/m)	Margin (dB)	Detector
@ 2454.000	32.03	7.98	34.60	97.63	103.04	---	---	Peak
2483.500	32.14	7.99	34.61	42.70	48.22	74.00	25.78	Peak
2484.500	32.14	7.99	34.61	43.89	49.41	74.00	24.59	Peak

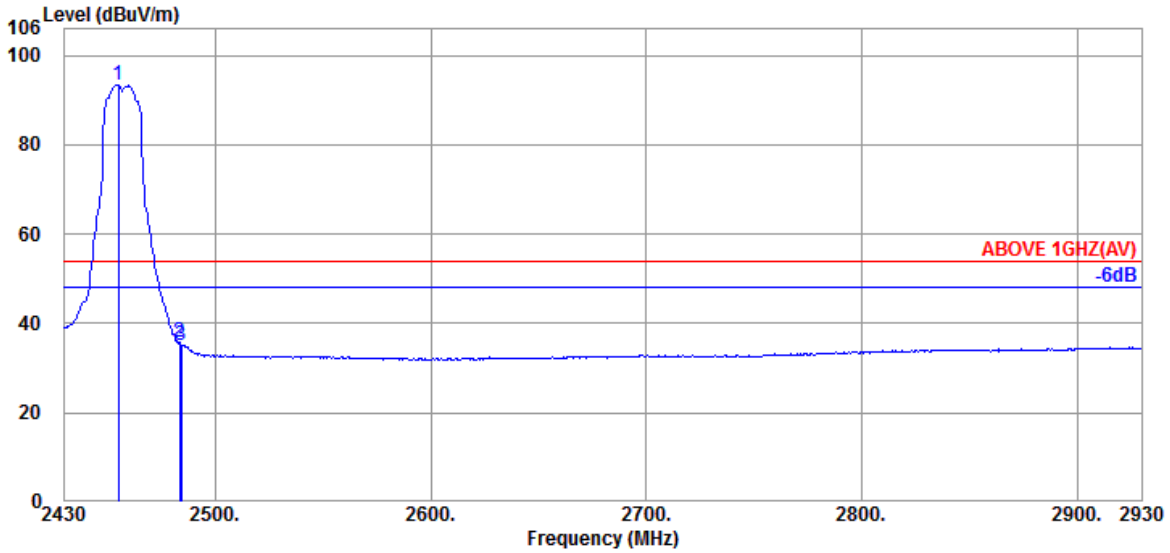

Antenna at Vertical Polarization

Emission Frequency (MHz)	Antenna Factor (dB/m)	Cable Loss (dB)	Preamp Gain (dB)	Read Level (dBµV)	Emission Level (dBµV/m)	Limits (dBµV/m)	Margin (dB)	Detector
@ 2455.000	32.03	7.98	34.60	88.06	93.47	---	---	Average
2483.500	32.14	7.99	34.61	30.12	35.64	54.00	18.36	Average
2484.000	32.14	7.99	34.61	29.70	35.22	54.00	18.78	Average

Remark: The "@" means fundamental frequency, it is ignored in this section.

This test report may be reproduced in full only. The document may only be updated by Audix Technology Corp. personnel. Any changes will be noted in the Document History section of the report.

Audix Technology Corp.
No. 53-11, Dingfu, Linkou, Dist.,
New Taipei City244, Taiwan
Tel: +886 2 26099301
Fax: +886 2 26099303

Mode	802.11g	Frequency	TX 2462MHz

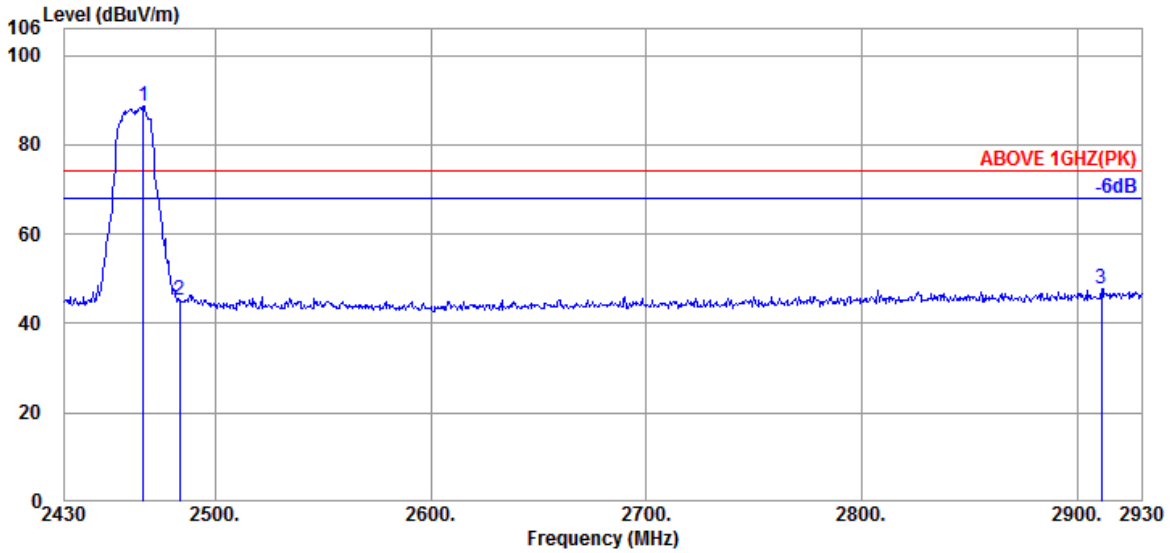

Antenna at Horizontal Polarization

Emission Frequency (MHz)	Antenna Factor (dB/m)	Cable Loss (dB)	Preamp Gain (dB)	Read Level (dBµV)	Emission Level (dBµV/m)	Limits (dBµV/m)	Margin (dB)	Detector
@ 2466.500	32.06	7.98	34.60	83.15	88.59	---	---	Peak
2483.500	32.14	7.99	34.61	39.53	45.05	74.00	28.95	Peak
2911.500	32.87	8.18	34.69	41.49	47.85	74.00	26.15	Peak

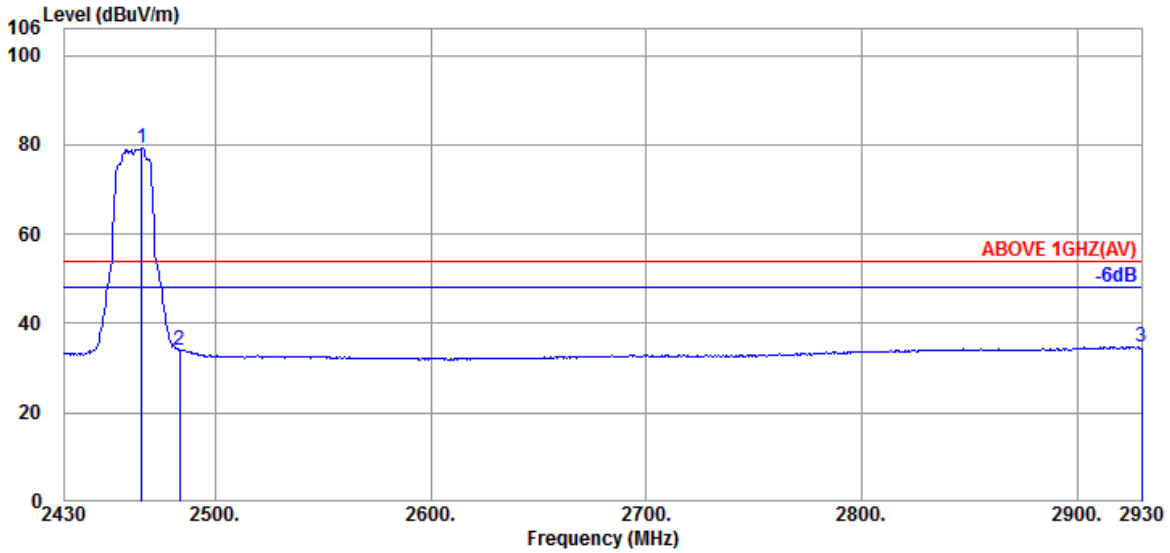

Antenna at Horizontal Polarization

Emission Frequency (MHz)	Antenna Factor (dB/m)	Cable Loss (dB)	Preamp Gain (dB)	Read Level (dBµV)	Emission Level (dBµV/m)	Limits (dBµV/m)	Margin (dB)	Detector
@ 2466.000	32.06	7.98	34.60	73.96	79.40	---	---	Average
2483.500	32.14	7.99	34.61	28.58	34.10	54.00	19.90	Average
2930.000	32.93	8.19	34.69	28.27	34.70	54.00	19.30	Average

Remark: The "@" means fundamental frequency, it is ignored in this section.

This test report may be reproduced in full only. The document may only be updated by Audix Technology Corp. personnel. Any changes will be noted in the Document History section of the report.

Audix Technology Corp.
No. 53-11, Dingfu, Linkou, Dist.,
New Taipei City244, Taiwan
Tel: +886 2 26099301
Fax: +886 2 26099303

Mode	802.11g	Frequency	TX 2462MHz

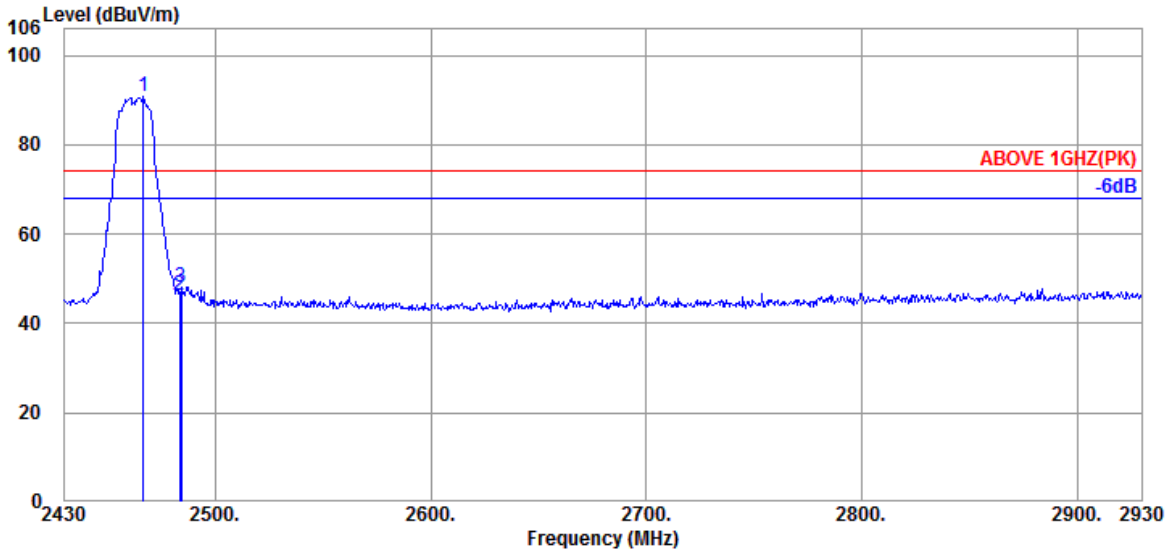

Antenna at Vertical Polarization

Emission Frequency (MHz)	Antenna Factor (dB/m)	Cable Loss (dB)	Preamp Gain (dB)	Read Level (dBμV)	Emission Level (dBμV/m)	Limits (dBμV/m)	Margin (dB)	Detector
@ 2466.500	32.06	7.98	34.60	85.42	90.86	---	---	Peak
2483.500	32.14	7.99	34.61	40.88	46.40	74.00	27.60	Peak
2484.000	32.14	7.99	34.61	42.66	48.18	74.00	25.82	Peak

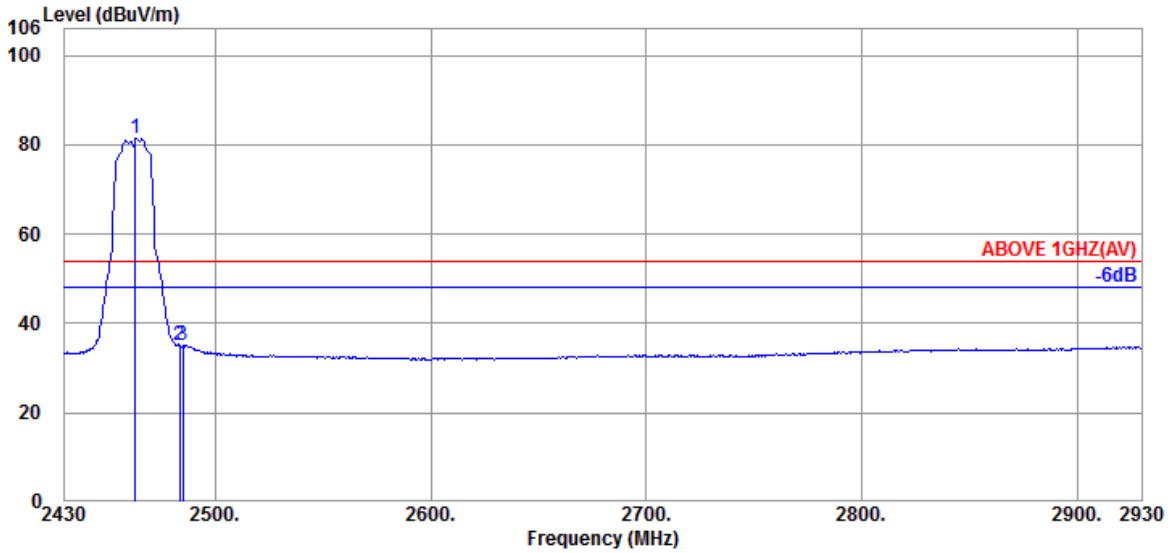

Antenna at Vertical Polarization

Emission Frequency (MHz)	Antenna Factor (dB/m)	Cable Loss (dB)	Preamp Gain (dB)	Read Level (dBμV)	Emission Level (dBμV/m)	Limits (dBμV/m)	Margin (dB)	Detector
@ 2463.000	32.06	7.98	34.60	75.83	81.27	---	---	Average
2483.500	32.14	7.99	34.61	29.67	35.19	54.00	18.81	Average
2485.000	32.14	7.99	34.61	29.58	35.10	54.00	18.90	Average

Remark: The "@" means fundamental frequency, it is ignored in this section.

This test report may be reproduced in full only. The document may only be updated by Audix Technology Corp. personnel. Any changes will be noted in the Document History section of the report.

Audix Technology Corp.
No. 53-11, Dingfu, Linkou, Dist.,
New Taipei City244, Taiwan

Tel: +886 2 26099301
Fax: +886 2 26099303

Mode	802.11g	Frequency	TX 2467MHz

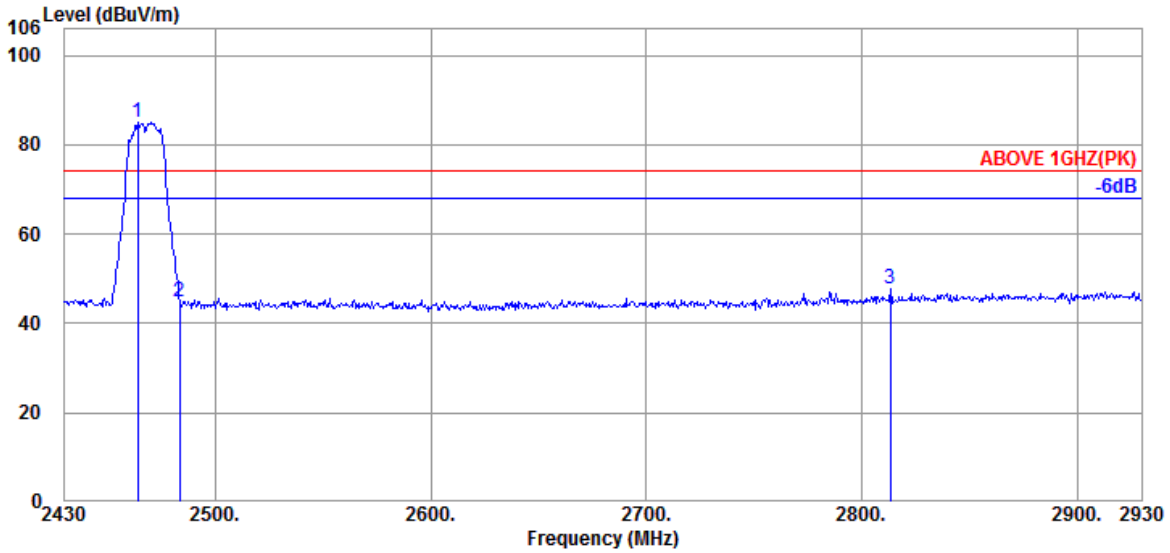

Antenna at Horizontal Polarization

Emission Frequency (MHz)	Antenna Factor (dB/m)	Cable Loss (dB)	Preamp Gain (dB)	Read Level (dBµV)	Emission Level (dBµV/m)	Limits (dBµV/m)	Margin (dB)	Detector
@ 2464.000	32.06	7.98	34.60	79.46	84.90	---	---	Peak
2483.500	32.14	7.99	34.61	39.36	44.88	74.00	29.12	Peak
2813.500	32.77	8.14	34.67	41.68	47.92	74.00	26.08	Peak

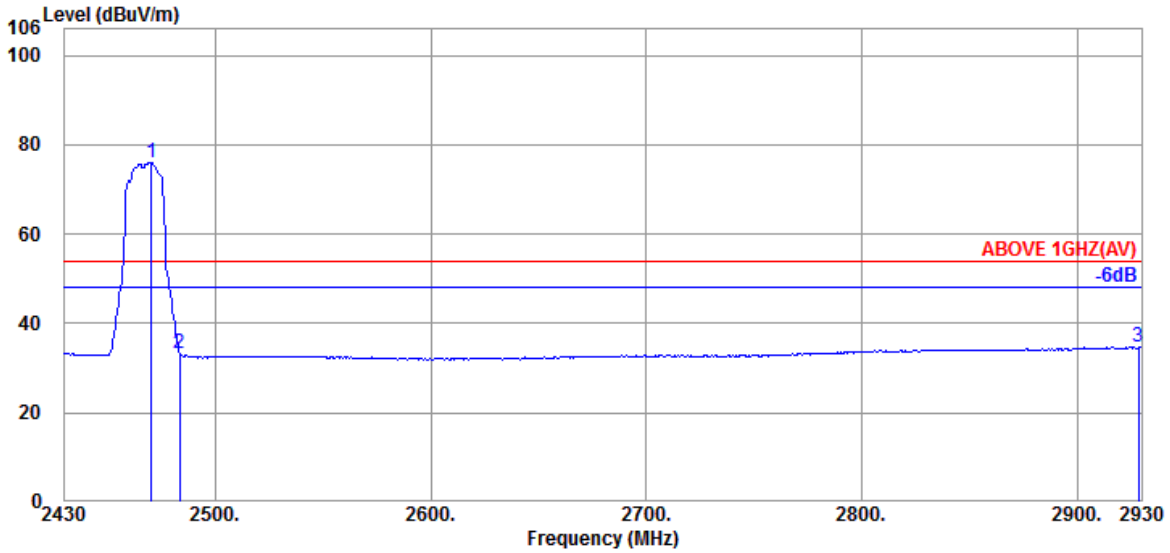

Antenna at Horizontal Polarization

Emission Frequency (MHz)	Antenna Factor (dB/m)	Cable Loss (dB)	Preamp Gain (dB)	Read Level (dBµV)	Emission Level (dBµV/m)	Limits (dBµV/m)	Margin (dB)	Detector
@ 2470.500	32.09	7.99	34.60	70.66	76.14	---	---	Average
2483.500	32.14	7.99	34.61	27.71	33.23	54.00	20.77	Average
2928.500	32.93	8.19	34.69	28.44	34.87	54.00	19.13	Average

Remark: The "@" means fundamental frequency, it is ignored in this section.

This test report may be reproduced in full only. The document may only be updated by Audix Technology Corp. personnel. Any changes will be noted in the Document History section of the report.

Audix Technology Corp.
No. 53-11, Dingfu, Linkou, Dist.,
New Taipei City244, Taiwan
Tel: +886 2 26099301
Fax: +886 2 26099303

Mode	802.11g	Frequency	TX 2467MHz

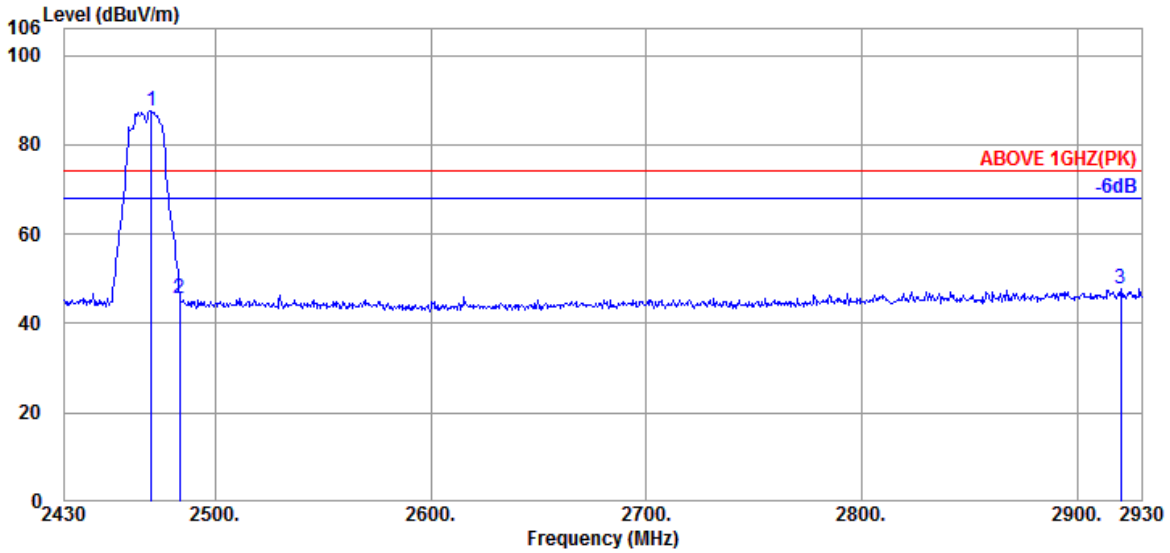

Antenna at Vertical Polarization

Emission Frequency (MHz)	Antenna Factor (dB/m)	Cable Loss (dB)	Preamp Gain (dB)	Read Level (dBµV)	Emission Level (dBµV/m)	Limits (dBµV/m)	Margin (dB)	Detector
@ 2470.500	32.09	7.99	34.60	82.06	87.54	---	---	Peak
2483.500	32.14	7.99	34.61	39.94	45.46	74.00	28.54	Peak
2920.500	32.90	8.19	34.69	41.46	47.86	74.00	26.14	Peak

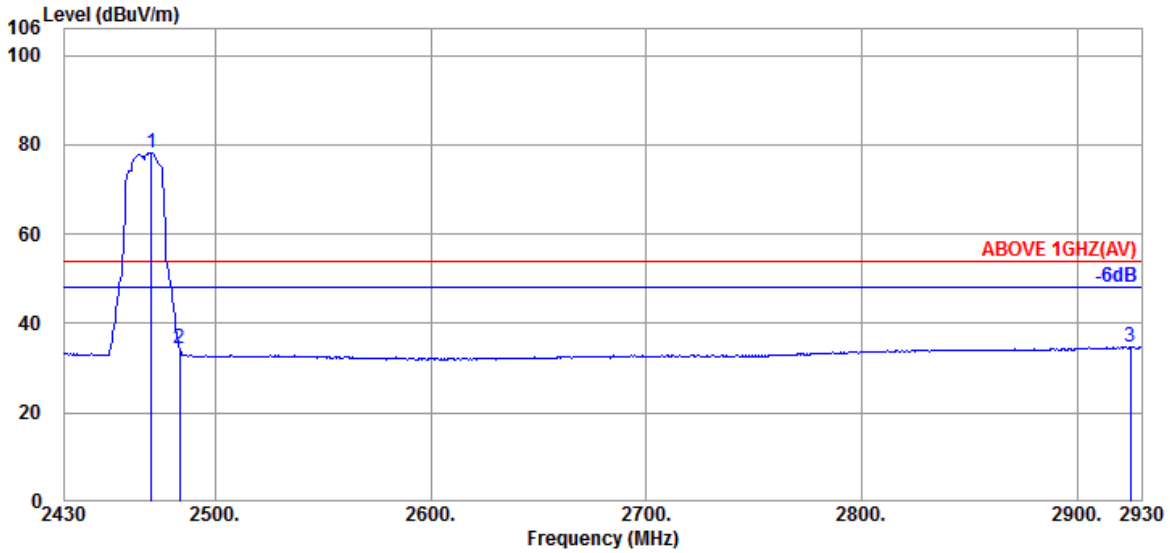

Antenna at Vertical Polarization

Emission Frequency (MHz)	Antenna Factor (dB/m)	Cable Loss (dB)	Preamp Gain (dB)	Read Level (dBµV)	Emission Level (dBµV/m)	Limits (dBµV/m)	Margin (dB)	Detector
@ 2470.500	32.09	7.99	34.60	72.73	78.21	---	---	Average
2483.500	32.14	7.99	34.61	28.75	34.27	54.00	19.73	Average
2925.000	32.90	8.19	34.69	28.41	34.81	54.00	19.19	Average

Remark: The "@" means fundamental frequency, it is ignored in this section.

This test report may be reproduced in full only. The document may only be updated by Audix Technology Corp. personnel. Any changes will be noted in the Document History section of the report.

Audix Technology Corp.
No. 53-11, Dingfu, Linkou, Dist.,
New Taipei City244, Taiwan
Tel: +886 2 26099301
Fax: +886 2 26099303

Mode	802.11g	Frequency	TX 2472MHz

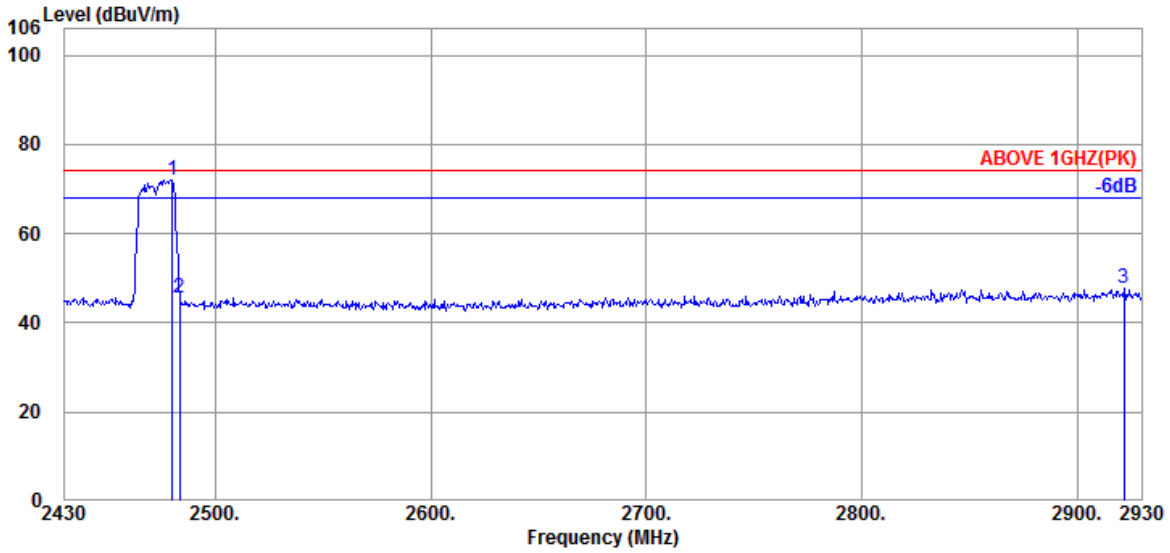

Antenna at Horizontal Polarization

Emission Frequency (MHz)	Antenna Factor (dB/m)	Cable Loss (dB)	Preamp Gain (dB)	Read Level (dBµV)	Emission Level (dBµV/m)	Limits (dBµV/m)	Margin (dB)	Detector
@ 2480.000	32.11	7.99	34.60	66.64	72.14	---	---	Peak
2483.500	32.14	7.99	34.61	40.12	45.64	74.00	28.36	Peak
2922.000	32.90	8.19	34.69	41.32	47.72	74.00	26.28	Peak

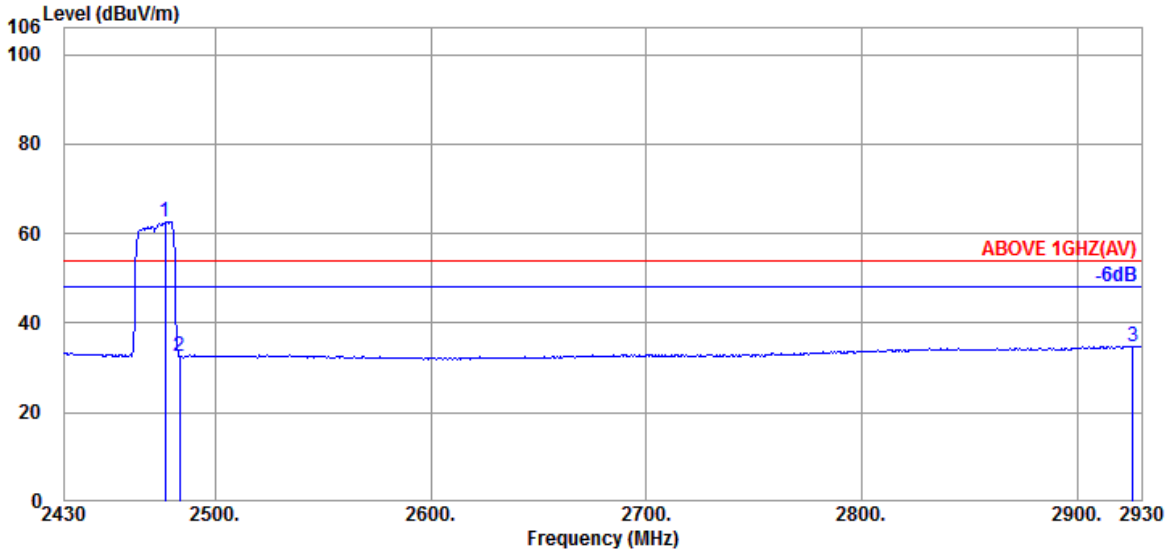

Antenna at Horizontal Polarization

Emission Frequency (MHz)	Antenna Factor (dB/m)	Cable Loss (dB)	Preamp Gain (dB)	Read Level (dBµV)	Emission Level (dBµV/m)	Limits (dBµV/m)	Margin (dB)	Detector
@ 2476.500	32.11	7.99	34.60	57.09	62.59	---	---	Average
2483.500	32.14	7.99	34.61	26.99	32.51	54.00	21.49	Average
2926.000	32.90	8.19	34.69	28.34	34.74	54.00	19.26	Average

Remark: The "@" means fundamental frequency, it is ignored in this section.

This test report may be reproduced in full only. The document may only be updated by Audix Technology Corp. personnel. Any changes will be noted in the Document History section of the report.

Audix Technology Corp.
No. 53-11, Dingfu, Linkou, Dist.,
New Taipei City244, Taiwan
Tel: +886 2 26099301
Fax: +886 2 26099303

Mode	802.11g	Frequency	TX 2472MHz

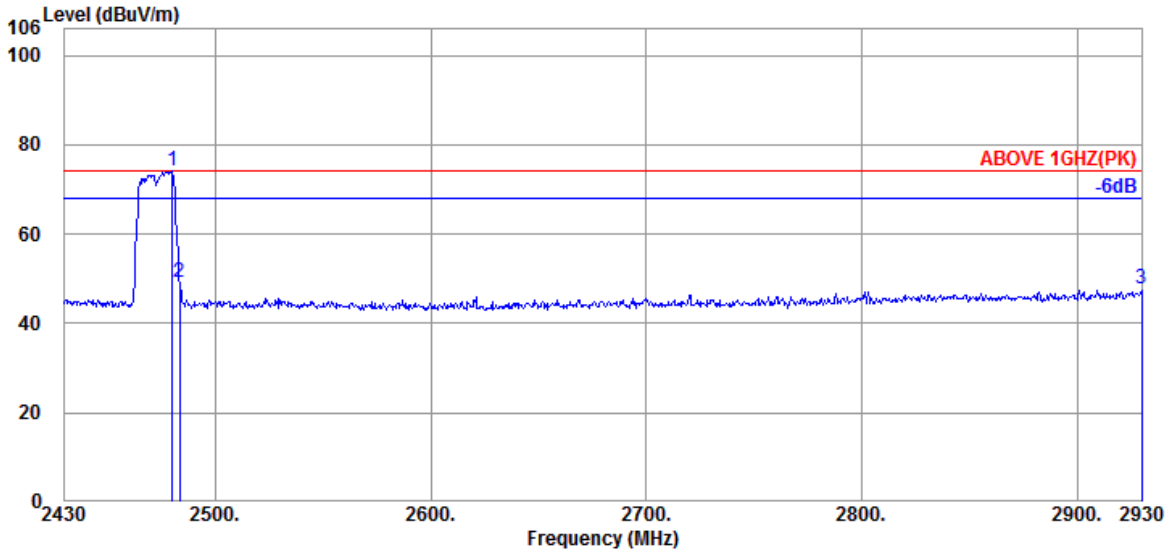

Antenna at Vertical Polarization

Emission Frequency (MHz)	Antenna Factor (dB/m)	Cable Loss (dB)	Preamp Gain (dB)	Read Level (dBµV)	Emission Level (dBµV/m)	Limits (dBµV/m)	Margin (dB)	Detector
@ 2480.000	32.11	7.99	34.60	68.58	74.08	---	---	Peak
2483.500	32.14	7.99	34.61	43.81	49.33	74.00	24.67	Peak
2930.000	32.93	8.19	34.69	41.15	47.58	74.00	26.42	Peak

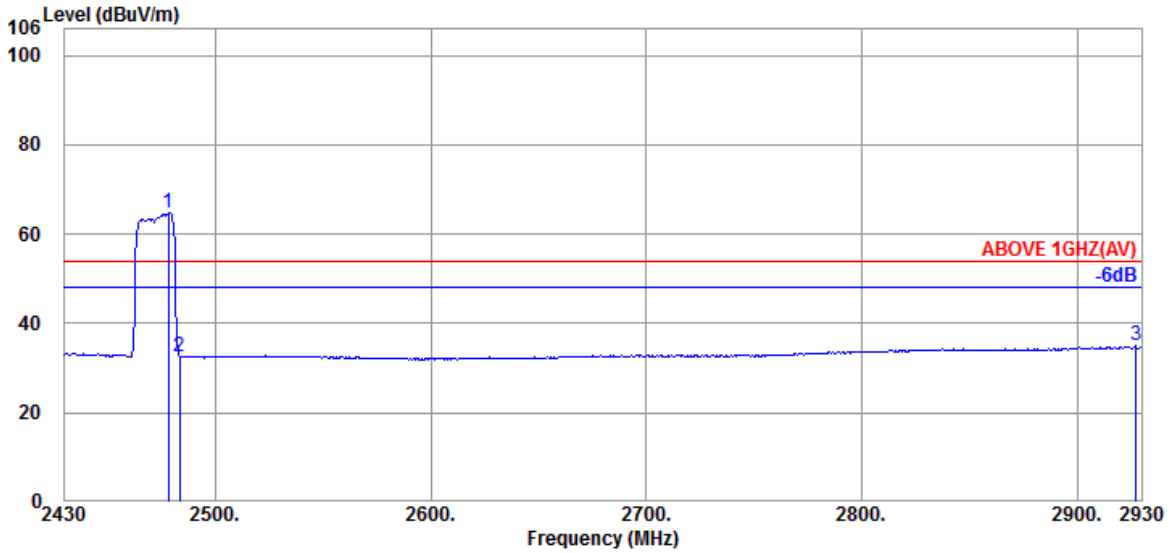

Antenna at Vertical Polarization

Emission Frequency (MHz)	Antenna Factor (dB/m)	Cable Loss (dB)	Preamp Gain (dB)	Read Level (dBµV)	Emission Level (dBµV/m)	Limits (dBµV/m)	Margin (dB)	Detector
@ 2478.000	32.11	7.99	34.60	59.11	64.61	---	---	Average
2483.500	32.14	7.99	34.61	27.06	32.58	54.00	21.42	Average
2927.500	32.93	8.19	34.69	28.56	34.99	54.00	19.01	Average

Remark: The "@" means fundamental frequency, it is ignored in this section.

This test report may be reproduced in full only. The document may only be updated by Audix Technology Corp. personnel. Any changes will be noted in the Document History section of the report.

Audix Technology Corp.
No. 53-11, Dingfu, Linkou, Dist.,
New Taipei City244, Taiwan

Tel: +886 2 26099301
Fax: +886 2 26099303

Mode	802.11n-HT20	Frequency	TX 2412MHz

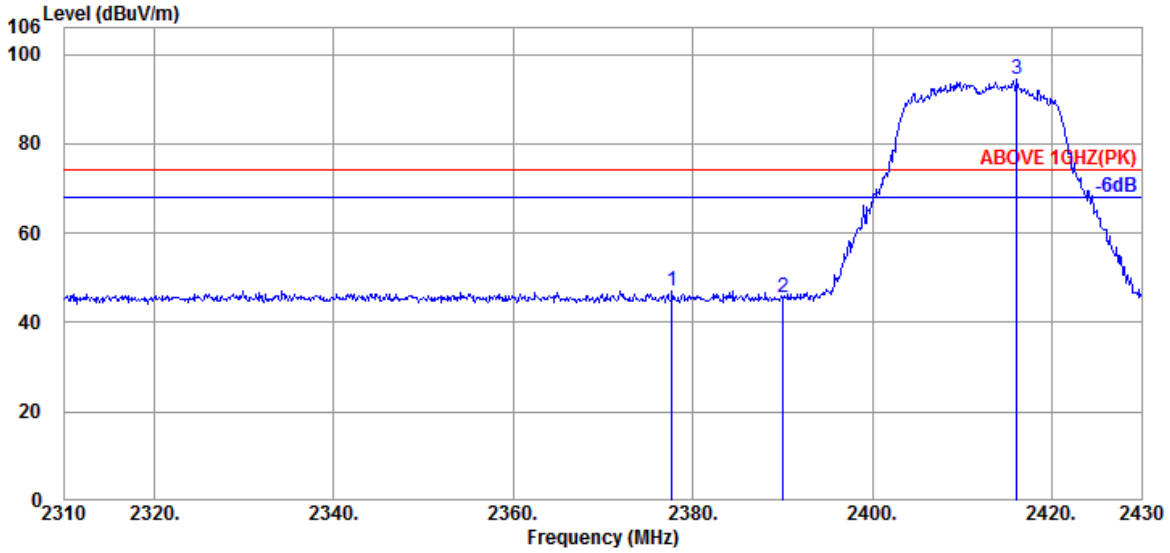

Antenna at Horizontal Polarization

	Emission Frequency (MHz)	Antenna Factor (dB/m)	Cable Loss (dB)	Preamp Gain (dB)	Read Level (dBµV)	Emission Level (dBµV/m)	Limits (dBµV/m)	Margin (dB)	Detector
	2377.680	32.41	7.95	34.58	41.24	47.02	74.00	26.98	Peak
	2390.040	32.44	7.95	34.58	39.93	45.74	74.00	28.26	Peak
@	2416.080	32.36	7.96	34.59	88.53	94.26	---	---	Peak

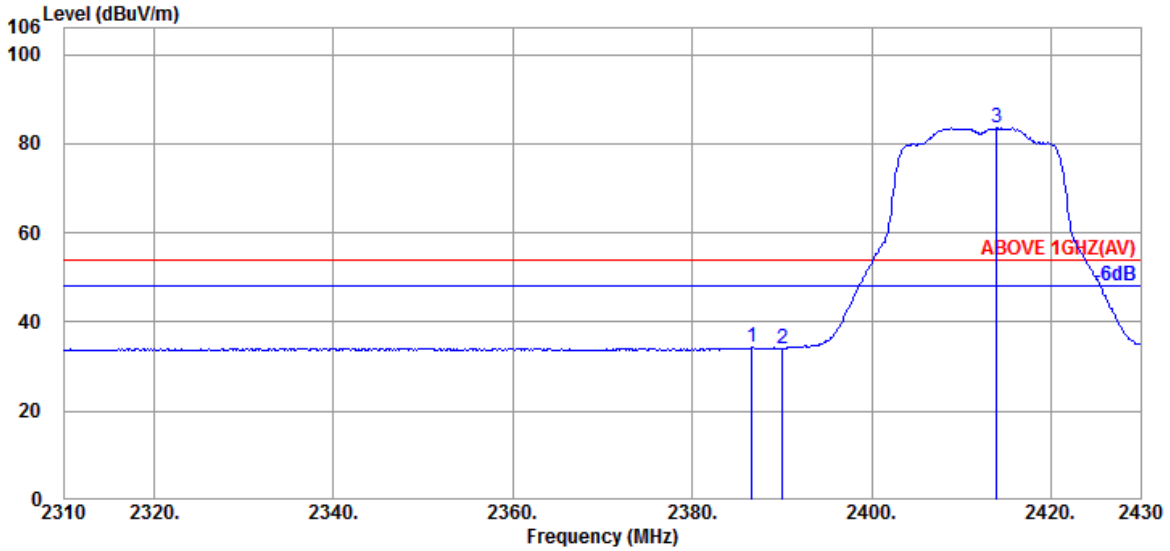

Antenna at Horizontal Polarization

	Emission Frequency (MHz)	Antenna Factor (dB/m)	Cable Loss (dB)	Preamp Gain (dB)	Read Level (dBµV)	Emission Level (dBµV/m)	Limits (dBµV/m)	Margin (dB)	Detector
	2386.680	32.44	7.95	34.58	28.48	34.29	54.00	19.71	Average
	2390.040	32.44	7.95	34.58	28.36	34.17	54.00	19.83	Average
@	2413.920	32.36	7.96	34.59	77.75	83.48	---	---	Average

Remark: The "@" means fundamental frequency, it is ignored in this section.

This test report may be reproduced in full only. The document may only be updated by Audix Technology Corp. personnel. Any changes will be noted in the Document History section of the report.

Audix Technology Corp.
No. 53-11, Dingfu, Linkou, Dist.,
New Taipei City244, Taiwan
Tel: +886 2 26099301
Fax: +886 2 26099303

Mode	802.11n-HT20	Frequency	TX 2412MHz

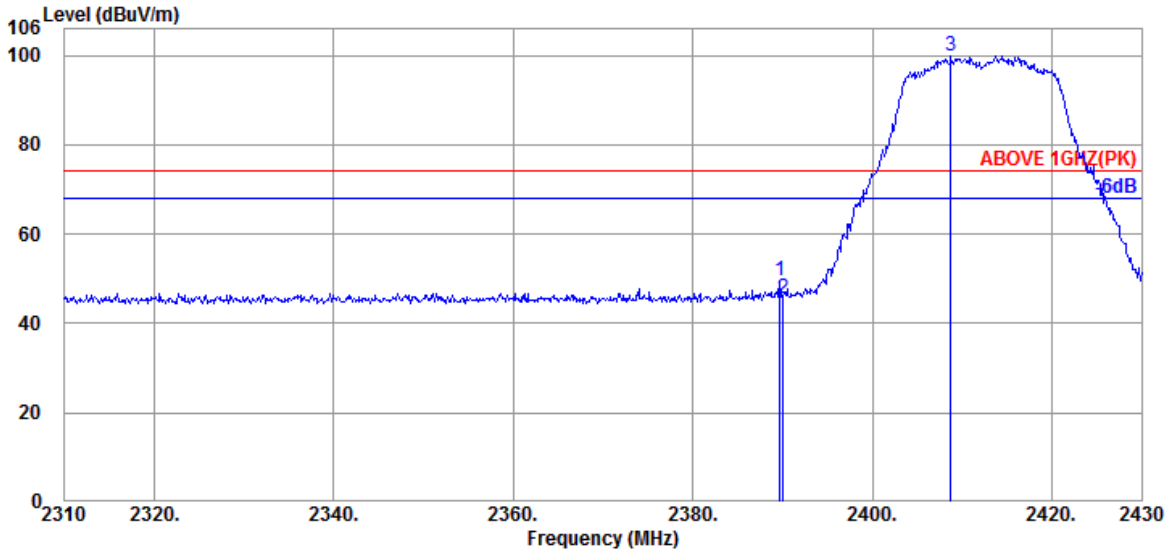

Antenna at Vertical Polarization

Emission Frequency (MHz)	Antenna Factor (dB/m)	Cable Loss (dB)	Preamp Gain (dB)	Read Level (dBµV)	Emission Level (dBµV/m)	Limits (dBµV/m)	Margin (dB)	Detector
2389.680	32.44	7.95	34.58	43.91	49.72	74.00	24.28	Peak
2390.040	32.44	7.95	34.58	39.88	45.69	74.00	28.31	Peak
@ 2408.760	32.43	7.96	34.59	94.13	99.93	---	---	Peak

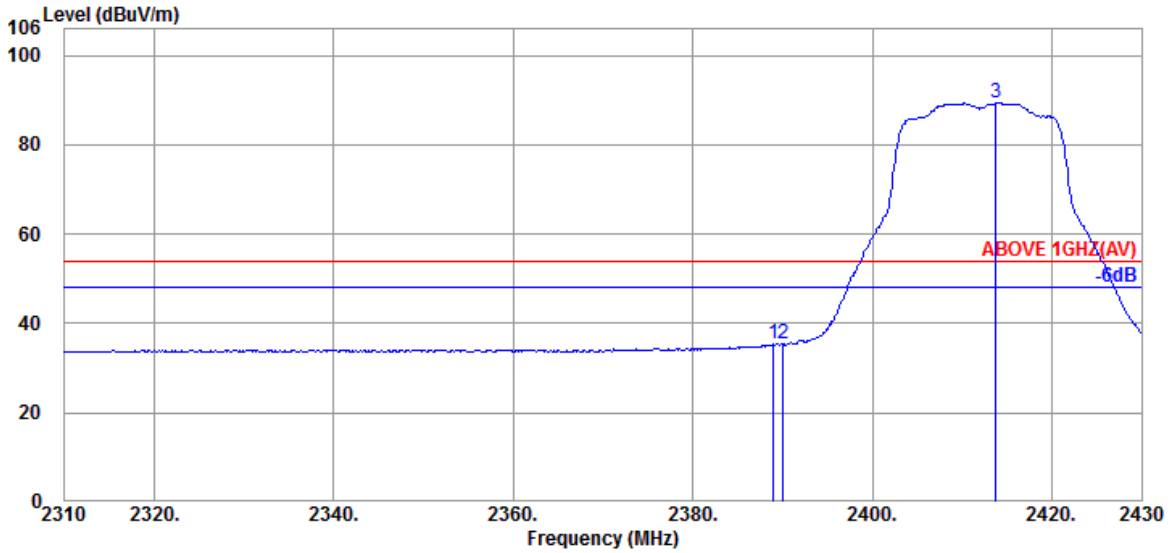

Antenna at Vertical Polarization

Emission Frequency (MHz)	Antenna Factor (dB/m)	Cable Loss (dB)	Preamp Gain (dB)	Read Level (dBµV)	Emission Level (dBµV/m)	Limits (dBµV/m)	Margin (dB)	Detector
2388.960	32.44	7.95	34.58	29.55	35.36	54.00	18.64	Average
2390.040	32.44	7.95	34.58	29.55	35.36	54.00	18.64	Average
@ 2413.800	32.36	7.96	34.59	83.56	89.29	---	---	Average

Remark: The "@" means fundamental frequency, it is ignored in this section.

This test report may be reproduced in full only. The document may only be updated by Audix Technology Corp. personnel. Any changes will be noted in the Document History section of the report.

Audix Technology Corp.
No. 53-11, Dingfu, Linkou, Dist.,
New Taipei City244, Taiwan
Tel: +886 2 26099301
Fax: +886 2 26099303

Mode	802.11n-HT20	Frequency	TX 2417MHz

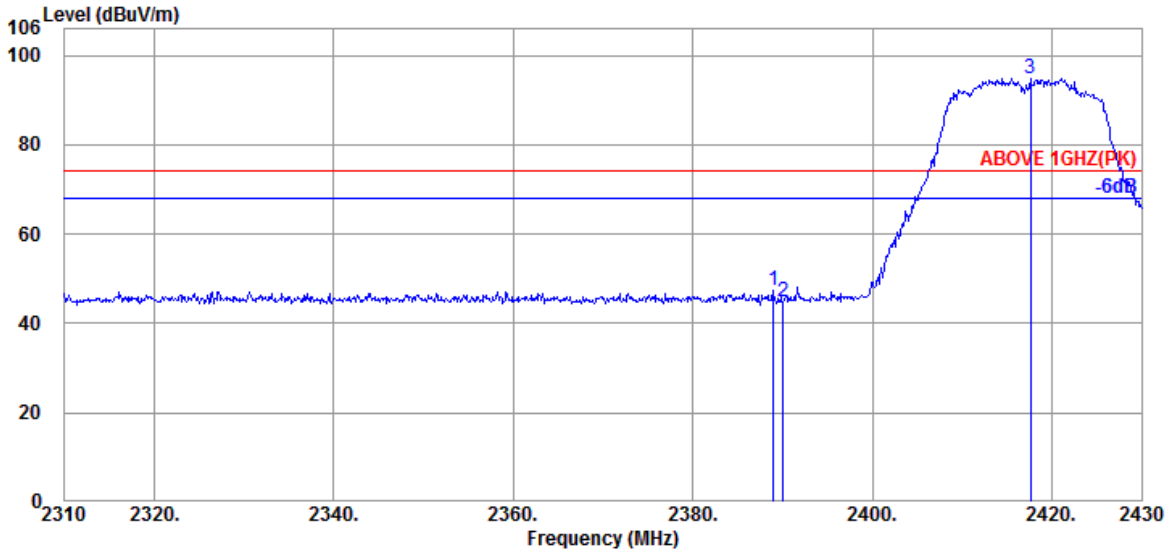

Antenna at Horizontal Polarization

	Emission Frequency (MHz)	Antenna Factor (dB/m)	Cable Loss (dB)	Preamp Gain (dB)	Read Level (dBµV)	Emission Level (dBµV/m)	Limits (dBµV/m)	Margin (dB)	Detector
	2388.960	32.44	7.95	34.58	41.62	47.43	74.00	26.57	Peak
	2390.040	32.44	7.95	34.58	39.06	44.87	74.00	29.13	Peak
@	2417.640	32.36	7.96	34.59	89.03	94.76	---	---	Peak

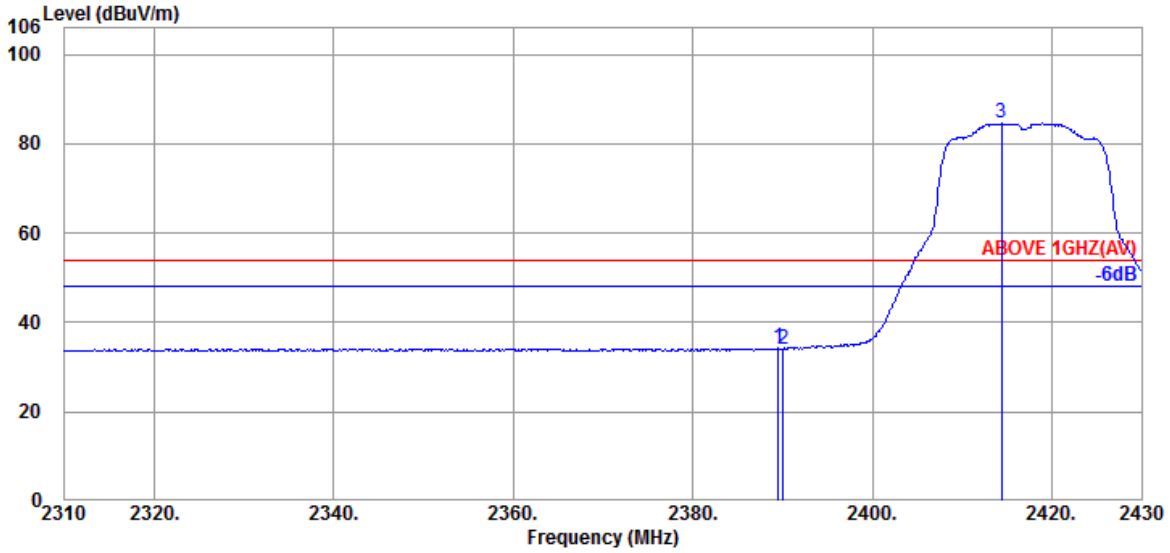

Antenna at Horizontal Polarization

	Emission Frequency (MHz)	Antenna Factor (dB/m)	Cable Loss (dB)	Preamp Gain (dB)	Read Level (dBµV)	Emission Level (dBµV/m)	Limits (dBµV/m)	Margin (dB)	Detector
	2389.560	32.44	7.95	34.58	28.40	34.21	54.00	19.79	Average
	2390.040	32.44	7.95	34.58	28.24	34.05	54.00	19.95	Average
@	2414.400	32.36	7.96	34.59	78.86	84.59	---	---	Average

Remark: The "@" means fundamental frequency, it is ignored in this section.

This test report may be reproduced in full only. The document may only be updated by Audix Technology Corp. personnel. Any changes will be noted in the Document History section of the report.

Audix Technology Corp.
No. 53-11, Dingfu, Linkou, Dist.,
New Taipei City244, Taiwan
Tel: +886 2 26099301
Fax: +886 2 26099303

Mode	802.11n-HT20	Frequency	TX 2417MHz

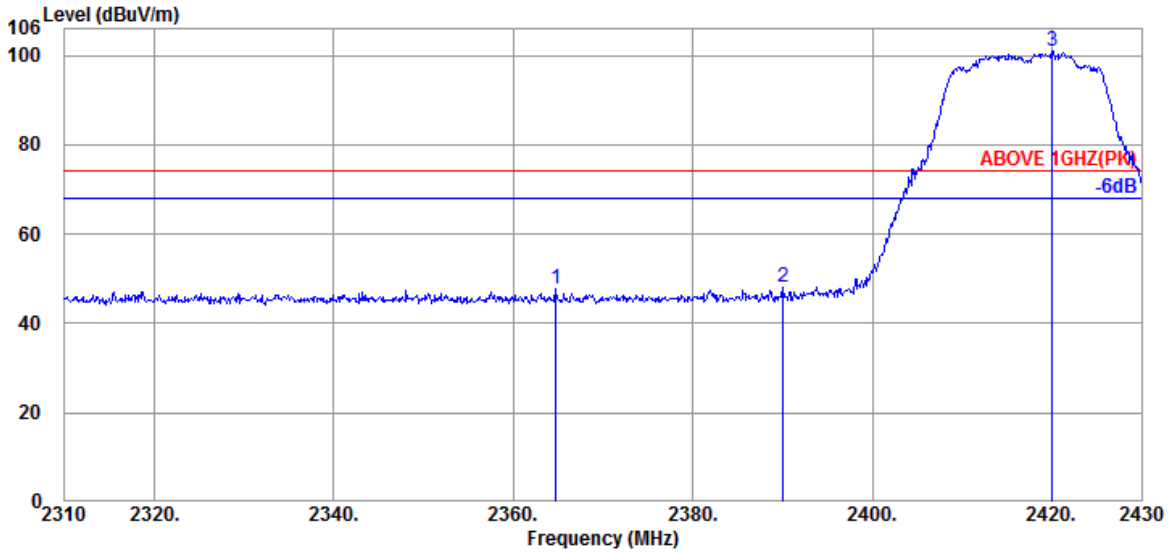

Antenna at Vertical Polarization

	Emission Frequency (MHz)	Antenna Factor (dB/m)	Cable Loss (dB)	Preamp Gain (dB)	Read Level (dBμV)	Emission Level (dBμV/m)	Limits (dBμV/m)	Margin (dB)	Detector
	2364.720	32.36	7.94	34.58	42.03	47.75	74.00	26.25	Peak
	2390.040	32.44	7.95	34.58	42.30	48.11	74.00	25.89	Peak
@	2420.040	32.29	7.96	34.59	95.12	100.78	---	---	Peak

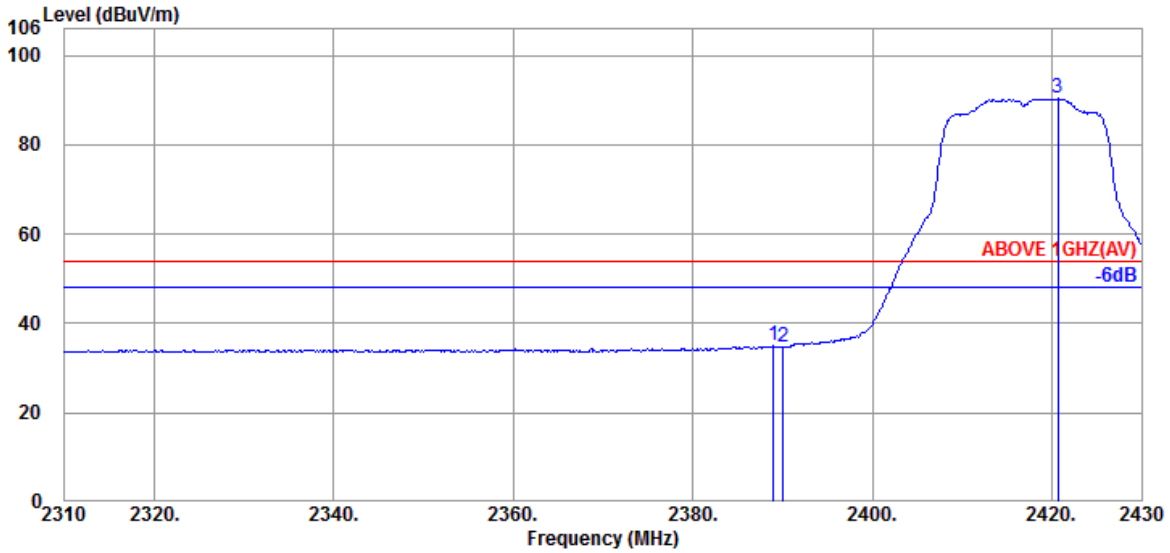

Antenna at Vertical Polarization

	Emission Frequency (MHz)	Antenna Factor (dB/m)	Cable Loss (dB)	Preamp Gain (dB)	Read Level (dBμV)	Emission Level (dBμV/m)	Limits (dBμV/m)	Margin (dB)	Detector
	2388.960	32.44	7.95	34.58	29.15	34.96	54.00	19.04	Average
	2390.040	32.44	7.95	34.58	28.91	34.72	54.00	19.28	Average
@	2420.640	32.29	7.96	34.59	84.62	90.28	---	---	Average

Remark: The "@" means fundamental frequency, it is ignored in this section.

This test report may be reproduced in full only. The document may only be updated by Audix Technology Corp. personnel. Any changes will be noted in the Document History section of the report.

Audix Technology Corp.
No. 53-11, Dingfu, Linkou, Dist.,
New Taipei City244, Taiwan
Tel: +886 2 26099301
Fax: +886 2 26099303

Mode	802.11n-HT20	Frequency	TX 2457MHz

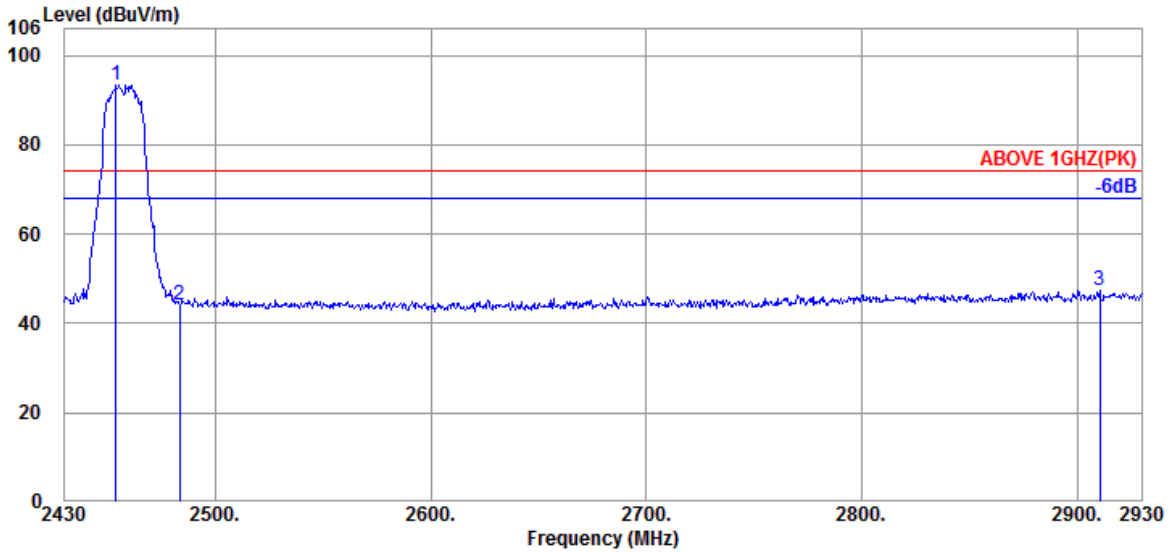

Antenna at Horizontal Polarization

Emission Frequency (MHz)	Antenna Factor (dB/m)	Cable Loss (dB)	Preamp Gain (dB)	Read Level (dBμV)	Emission Level (dBμV/m)	Limits (dBμV/m)	Margin (dB)	Detector
@ 2454.000	32.03	7.98	34.60	87.90	93.31	---	---	Peak
2483.500	32.14	7.99	34.61	38.54	44.06	74.00	29.94	Peak
2910.500	32.87	8.18	34.69	41.12	47.48	74.00	26.52	Peak

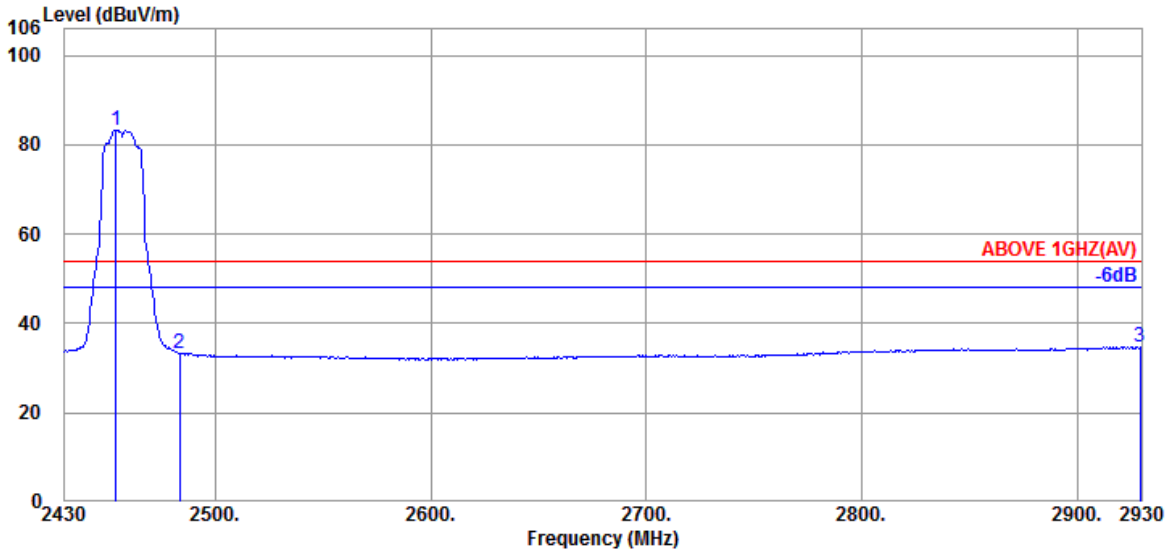

Antenna at Horizontal Polarization

Emission Frequency (MHz)	Antenna Factor (dB/m)	Cable Loss (dB)	Preamp Gain (dB)	Read Level (dBμV)	Emission Level (dBμV/m)	Limits (dBμV/m)	Margin (dB)	Detector
@ 2454.000	32.03	7.98	34.60	77.96	83.37	---	---	Average
2483.500	32.14	7.99	34.61	27.73	33.25	54.00	20.75	Average
2929.500	32.93	8.19	34.69	28.48	34.91	54.00	19.09	Average

Remark: The "@" means fundamental frequency, it is ignored in this section.

This test report may be reproduced in full only. The document may only be updated by Audix Technology Corp. personnel. Any changes will be noted in the Document History section of the report.

Audix Technology Corp.
No. 53-11, Dingfu, Linkou, Dist.,
New Taipei City244, Taiwan
Tel: +886 2 26099301
Fax: +886 2 26099303

Mode	802.11n-HT20	Frequency	TX 2457MHz

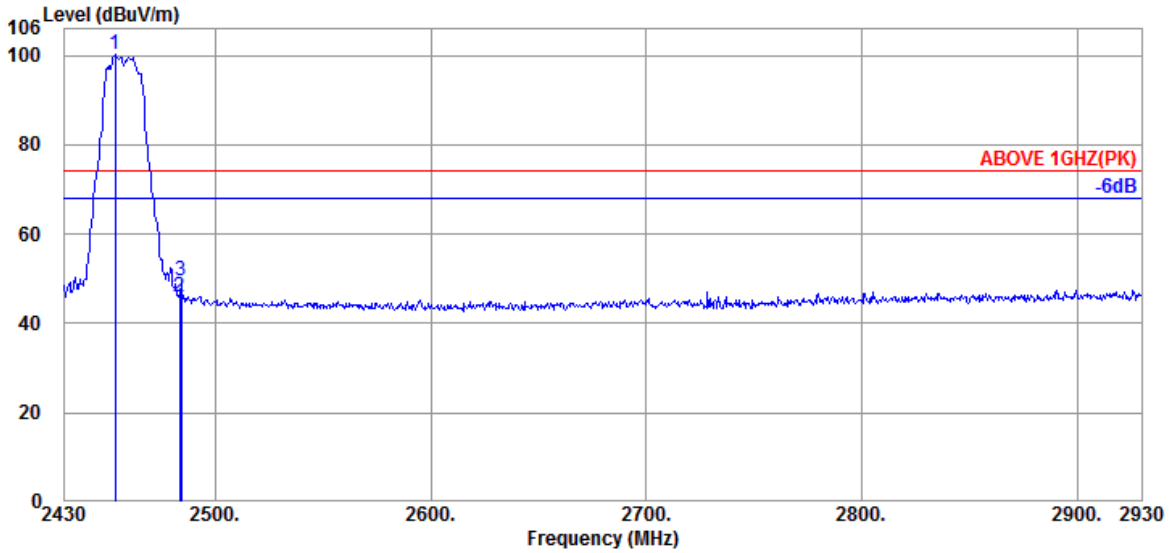

Antenna at Vertical Polarization

Emission Frequency (MHz)	Antenna Factor (dB/m)	Cable Loss (dB)	Preamp Gain (dB)	Read Level (dBµV)	Emission Level (dBµV/m)	Limits (dBµV/m)	Margin (dB)	Detector
@ 2453.500	32.03	7.98	34.60	94.64	100.05	---	---	Peak
2483.500	32.14	7.99	34.61	40.41	45.93	74.00	28.07	Peak
2484.000	32.14	7.99	34.61	43.87	49.39	74.00	24.61	Peak

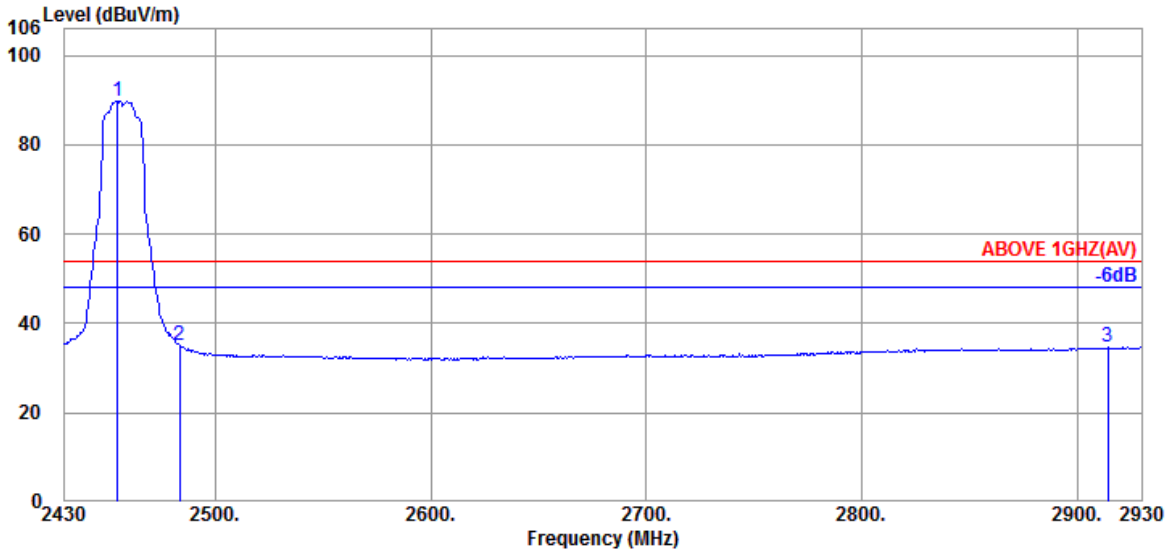

Antenna at Vertical Polarization

Emission Frequency (MHz)	Antenna Factor (dB/m)	Cable Loss (dB)	Preamp Gain (dB)	Read Level (dBµV)	Emission Level (dBµV/m)	Limits (dBµV/m)	Margin (dB)	Detector
@ 2454.500	32.03	7.98	34.60	84.43	89.84	---	---	Average
2483.500	32.14	7.99	34.61	29.54	35.06	54.00	18.94	Average
2914.500	32.87	8.18	34.69	28.45	34.81	54.00	19.19	Average

Remark: The "@" means fundamental frequency, it is ignored in this section.

This test report may be reproduced in full only. The document may only be updated by Audix Technology Corp. personnel. Any changes will be noted in the Document History section of the report.

Audix Technology Corp.
No. 53-11, Dingfu, Linkou, Dist.,
New Taipei City244, Taiwan
Tel: +886 2 26099301
Fax: +886 2 26099303

Mode	802.11n-HT20	Frequency	TX 2462MHz

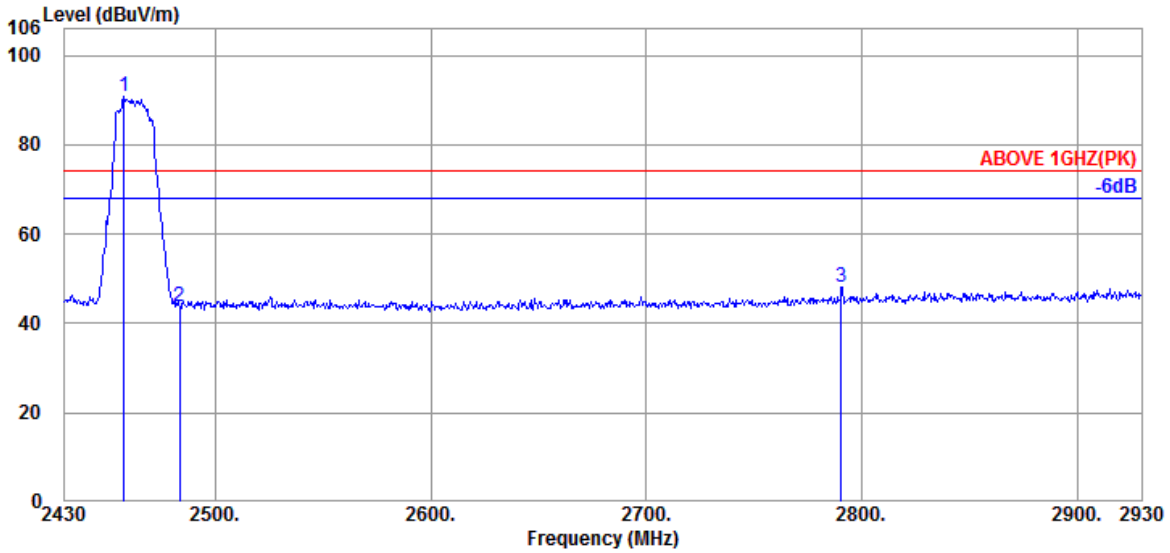

Antenna at Horizontal Polarization

Emission Frequency (MHz)	Antenna Factor (dB/m)	Cable Loss (dB)	Preamp Gain (dB)	Read Level (dBµV)	Emission Level (dBµV/m)	Limits (dBµV/m)	Margin (dB)	Detector
@ 2457.500	32.03	7.98	34.60	85.32	90.73	---	---	Peak
2483.500	32.14	7.99	34.61	38.25	43.77	74.00	30.23	Peak
2790.500	32.57	8.14	34.66	42.10	48.15	74.00	25.85	Peak

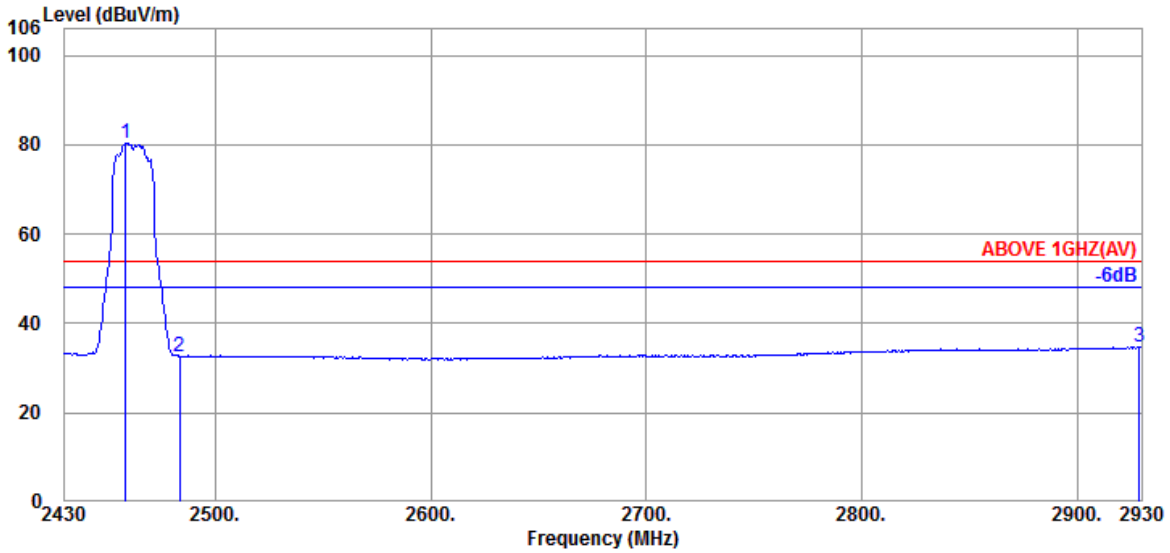

Antenna at Horizontal Polarization

Emission Frequency (MHz)	Antenna Factor (dB/m)	Cable Loss (dB)	Preamp Gain (dB)	Read Level (dBµV)	Emission Level (dBµV/m)	Limits (dBµV/m)	Margin (dB)	Detector
@ 2458.500	32.03	7.98	34.60	74.96	80.37	---	---	Average
2483.500	32.14	7.99	34.61	27.20	32.72	54.00	21.28	Average
2929.000	32.93	8.19	34.69	28.27	34.70	54.00	19.30	Average

Remark: The "@" means fundamental frequency, it is ignored in this section.

This test report may be reproduced in full only. The document may only be updated by Audix Technology Corp. personnel. Any changes will be noted in the Document History section of the report.

Audix Technology Corp.
No. 53-11, Dingfu, Linkou, Dist.,
New Taipei City244, Taiwan
Tel: +886 2 26099301
Fax: +886 2 26099303

Mode	802.11n-HT20	Frequency	TX 2462MHz

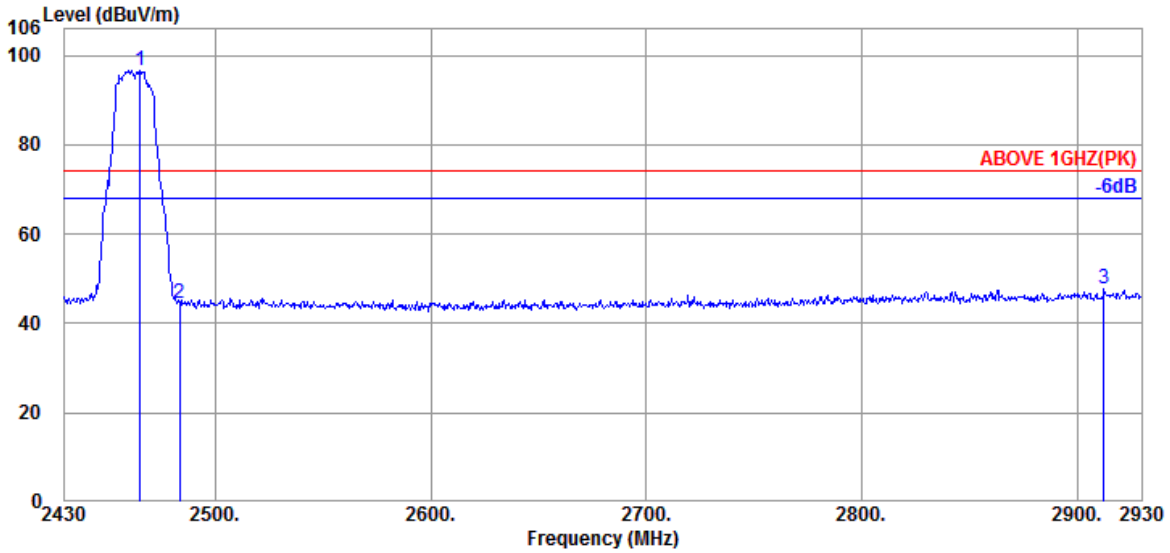

Antenna at Vertical Polarization

Emission Frequency (MHz)	Antenna Factor (dB/m)	Cable Loss (dB)	Preamp Gain (dB)	Read Level (dBμV)	Emission Level (dBμV/m)	Limits (dBμV/m)	Margin (dB)	Detector
@ 2465.000	32.06	7.98	34.60	91.26	96.70	---	---	Peak
2483.500	32.14	7.99	34.61	39.13	44.65	74.00	29.35	Peak
2912.500	32.87	8.18	34.69	41.25	47.61	74.00	26.39	Peak

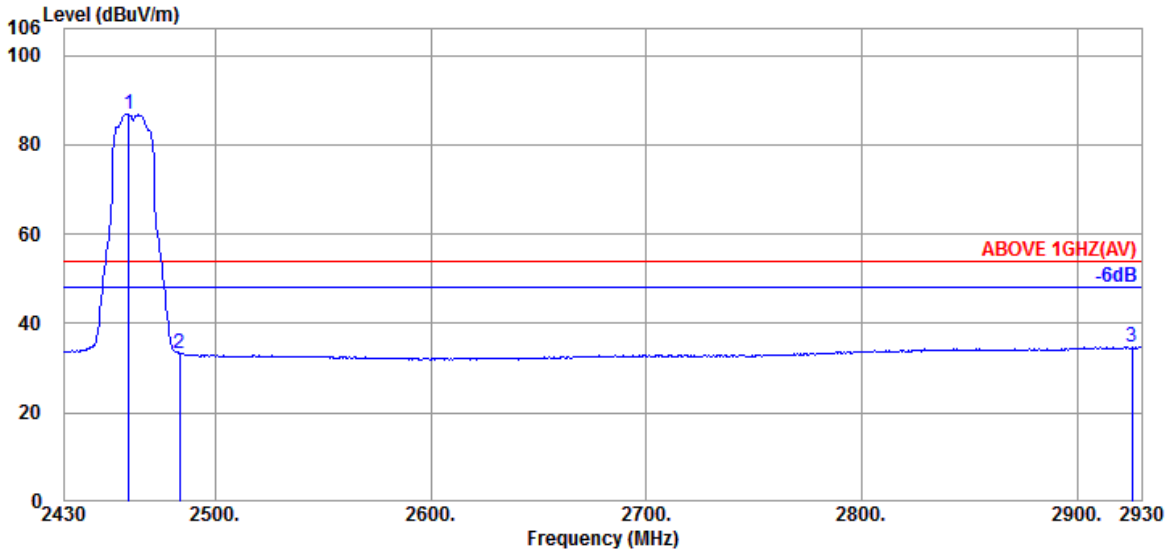

Antenna at Vertical Polarization

Emission Frequency (MHz)	Antenna Factor (dB/m)	Cable Loss (dB)	Preamp Gain (dB)	Read Level (dBμV)	Emission Level (dBμV/m)	Limits (dBμV/m)	Margin (dB)	Detector
@ 2460.000	32.03	7.98	34.60	81.43	86.84	---	---	Average
2483.500	32.14	7.99	34.61	27.75	33.27	54.00	20.73	Average
2925.500	32.90	8.19	34.69	28.32	34.72	54.00	19.28	Average

Remark: The "@" means fundamental frequency, it is ignored in this section.

This test report may be reproduced in full only. The document may only be updated by Audix Technology Corp. personnel. Any changes will be noted in the Document History section of the report.

Audix Technology Corp.
No. 53-11, Dingfu, Linkou, Dist.,
New Taipei City244, Taiwan

Tel: +886 2 26099301
Fax: +886 2 26099303

Mode	802.11n-HT20	Frequency	TX 2467MHz

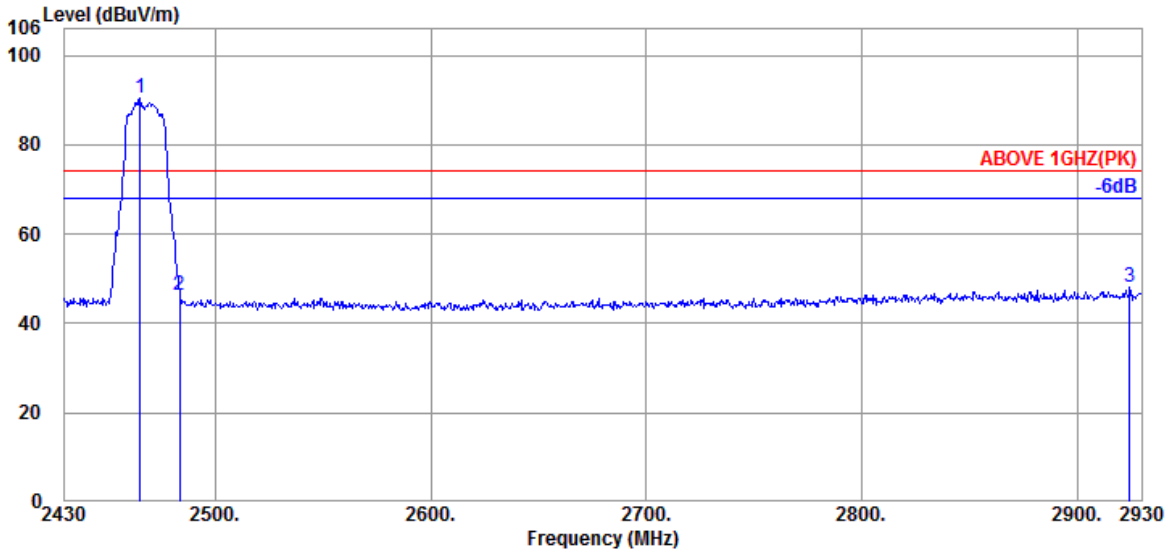

Antenna at Horizontal Polarization

Emission Frequency (MHz)	Antenna Factor (dB/m)	Cable Loss (dB)	Preamp Gain (dB)	Read Level (dBµV)	Emission Level (dBµV/m)	Limits (dBµV/m)	Margin (dB)	Detector
@ 2465.000	32.06	7.98	34.60	84.99	90.43	---	---	Peak
2483.500	32.14	7.99	34.61	40.89	46.41	74.00	27.59	Peak
2924.500	32.90	8.19	34.69	41.84	48.24	74.00	25.76	Peak

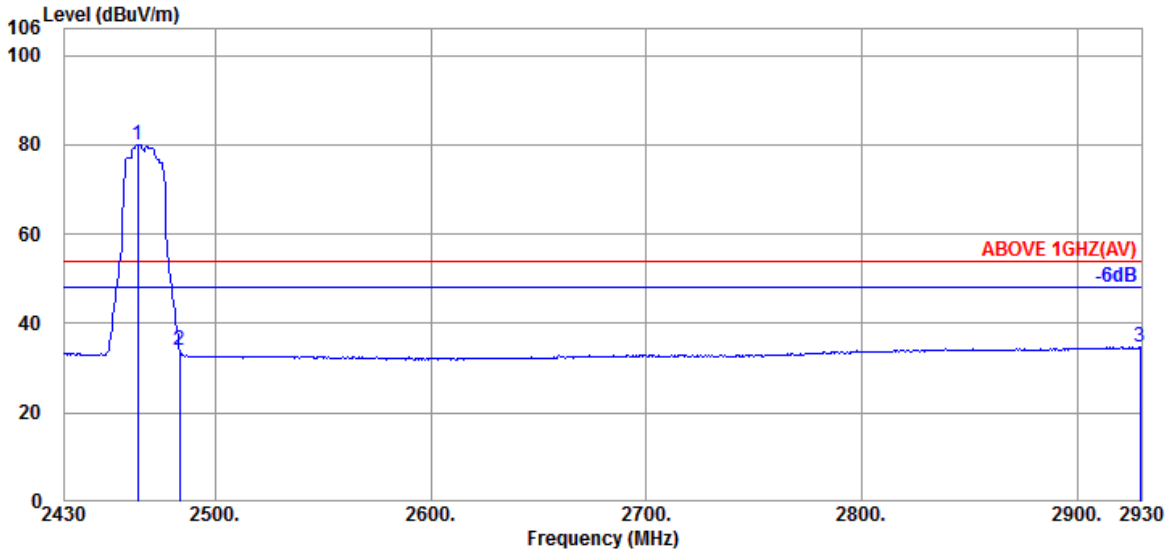

Antenna at Horizontal Polarization

Emission Frequency (MHz)	Antenna Factor (dB/m)	Cable Loss (dB)	Preamp Gain (dB)	Read Level (dBµV)	Emission Level (dBµV/m)	Limits (dBµV/m)	Margin (dB)	Detector
@ 2464.000	32.06	7.98	34.60	74.58	80.02	---	---	Average
2483.500	32.14	7.99	34.61	28.32	33.84	54.00	20.16	Average
2929.500	32.93	8.19	34.69	28.27	34.70	54.00	19.30	Average

Remark: The "@" means fundamental frequency, it is ignored in this section.

This test report may be reproduced in full only. The document may only be updated by Audix Technology Corp. personnel. Any changes will be noted in the Document History section of the report.

Audix Technology Corp.
No. 53-11, Dingfu, Linkou, Dist.,
New Taipei City244, Taiwan
Tel: +886 2 26099301
Fax: +886 2 26099303

Mode	802.11n-HT20	Frequency	TX 2467MHz

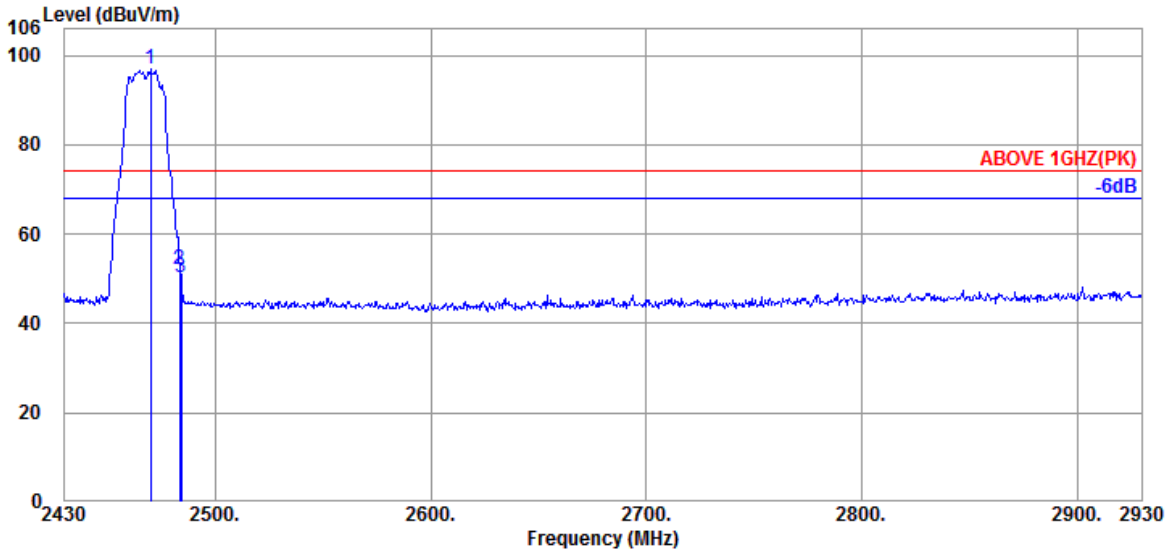

Antenna at Vertical Polarization

Emission Frequency (MHz)	Antenna Factor (dB/m)	Cable Loss (dB)	Preamp Gain (dB)	Read Level (dBµV)	Emission Level (dBµV/m)	Limits (dBµV/m)	Margin (dB)	Detector
@ 2470.000	32.09	7.99	34.60	91.36	96.84	---	---	Peak
2483.500	32.14	7.99	34.61	46.52	52.04	74.00	21.96	Peak
2484.000	32.14	7.99	34.61	44.64	50.16	74.00	23.84	Peak

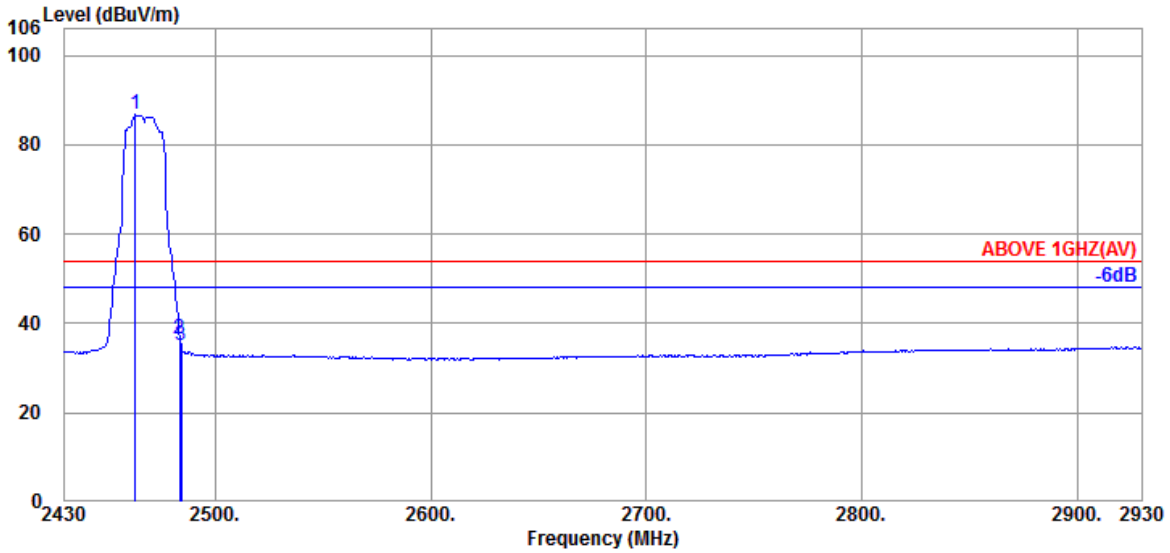

Antenna at Vertical Polarization

Emission Frequency (MHz)	Antenna Factor (dB/m)	Cable Loss (dB)	Preamp Gain (dB)	Read Level (dBµV)	Emission Level (dBµV/m)	Limits (dBµV/m)	Margin (dB)	Detector
@ 2463.000	32.06	7.98	34.60	81.23	86.67	---	---	Average
2483.500	32.14	7.99	34.61	31.16	36.68	54.00	17.32	Average
2484.000	32.14	7.99	34.61	29.67	35.19	54.00	18.81	Average

Remark: The "@" means fundamental frequency, it is ignored in this section.

This test report may be reproduced in full only. The document may only be updated by Audix Technology Corp. personnel. Any changes will be noted in the Document History section of the report.

Audix Technology Corp.
No. 53-11, Dingfu, Linkou, Dist.,
New Taipei City244, Taiwan
Tel: +886 2 26099301
Fax: +886 2 26099303

Mode	802.11n-HT20	Frequency	TX 2472MHz

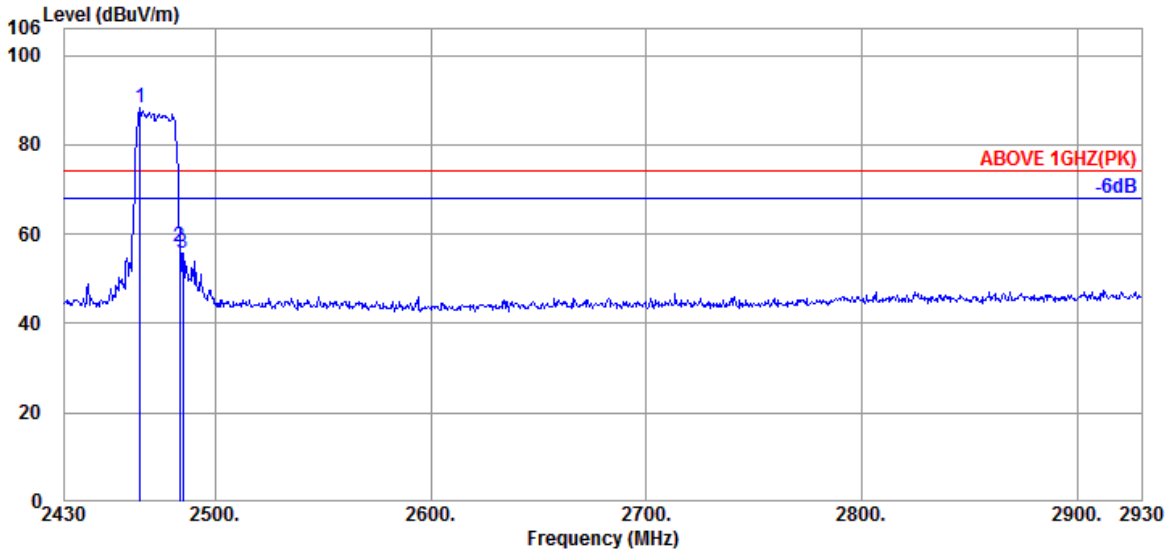

Antenna at Horizontal Polarization

Emission Frequency (MHz)	Antenna Factor (dB/m)	Cable Loss (dB)	Preamp Gain (dB)	Read Level (dBµV)	Emission Level (dBµV/m)	Limits (dBµV/m)	Margin (dB)	Detector
@ 2465.000	32.06	7.98	34.60	82.69	88.13	---	---	Peak
2483.500	32.14	7.99	34.61	51.64	57.16	74.00	16.84	Peak
2485.000	32.14	7.99	34.61	50.26	55.78	74.00	18.22	Peak

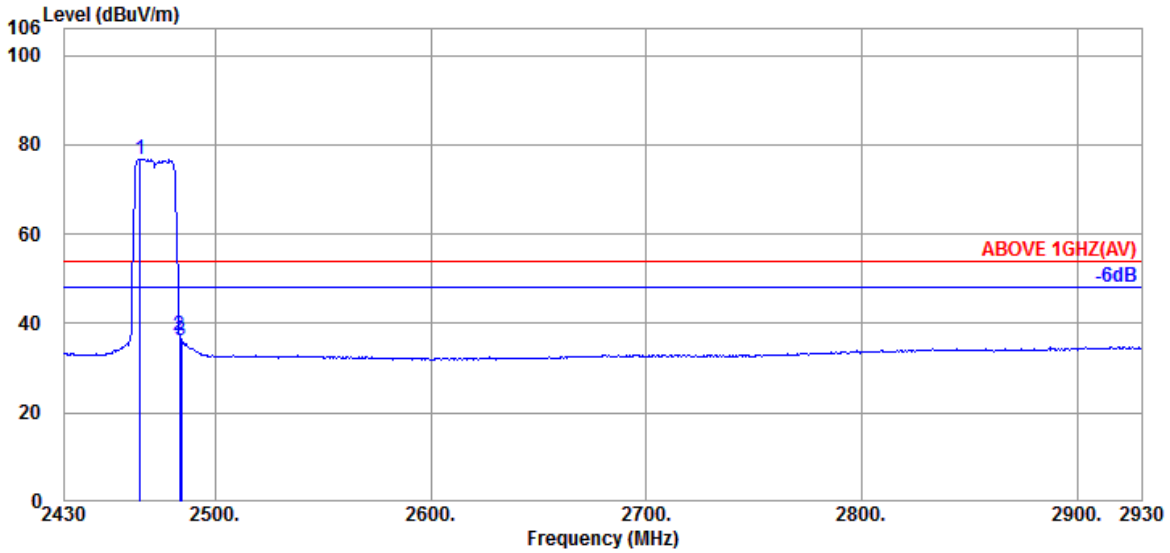

Antenna at Horizontal Polarization

Emission Frequency (MHz)	Antenna Factor (dB/m)	Cable Loss (dB)	Preamp Gain (dB)	Read Level (dBµV)	Emission Level (dBµV/m)	Limits (dBµV/m)	Margin (dB)	Detector
@ 2465.000	32.06	7.98	34.60	71.39	76.83	---	---	Average
2483.500	32.14	7.99	34.61	31.81	37.33	54.00	16.67	Average
2484.000	32.14	7.99	34.61	30.63	36.15	54.00	17.85	Average

Remark: The "@" means fundamental frequency, it is ignored in this section.

This test report may be reproduced in full only. The document may only be updated by Audix Technology Corp. personnel. Any changes will be noted in the Document History section of the report.

Audix Technology Corp.
No. 53-11, Dingfu, Linkou, Dist.,
New Taipei City244, Taiwan
Tel: +886 2 26099301
Fax: +886 2 26099303

Mode	802.11n-HT20	Frequency	TX 2472MHz

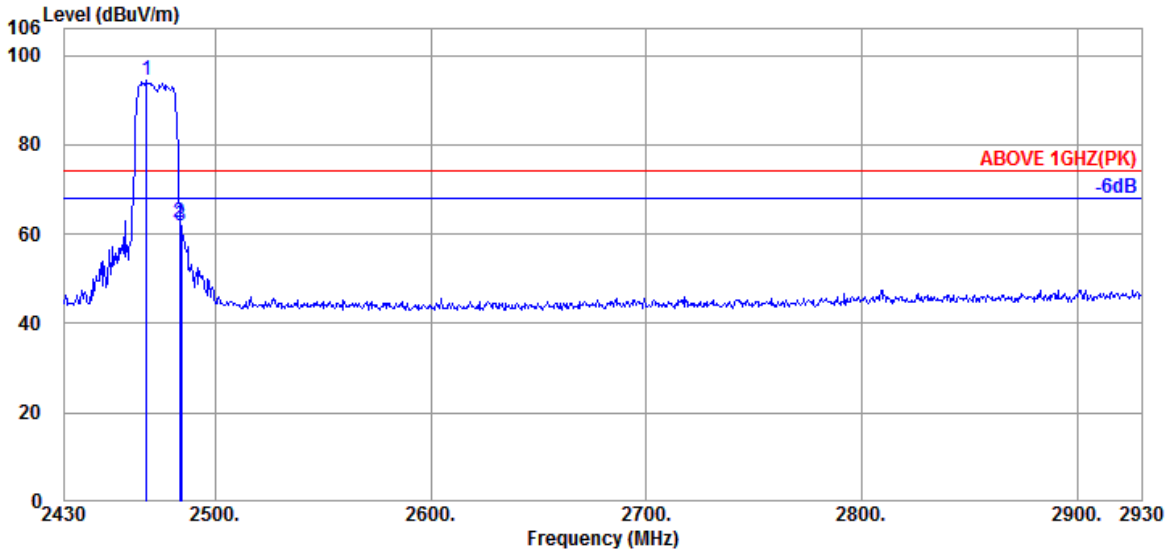

Antenna at Vertical Polarization

Emission Frequency (MHz)	Antenna Factor (dB/m)	Cable Loss (dB)	Preamp Gain (dB)	Read Level (dBµV)	Emission Level (dBµV/m)	Limits (dBµV/m)	Margin (dB)	Detector
@ 2468.000	32.09	7.98	34.60	88.89	94.36	---	---	Peak
2483.500	32.14	7.99	34.61	57.15	62.67	74.00	11.33	Peak
2484.000	32.14	7.99	34.61	56.42	61.94	74.00	12.06	Peak

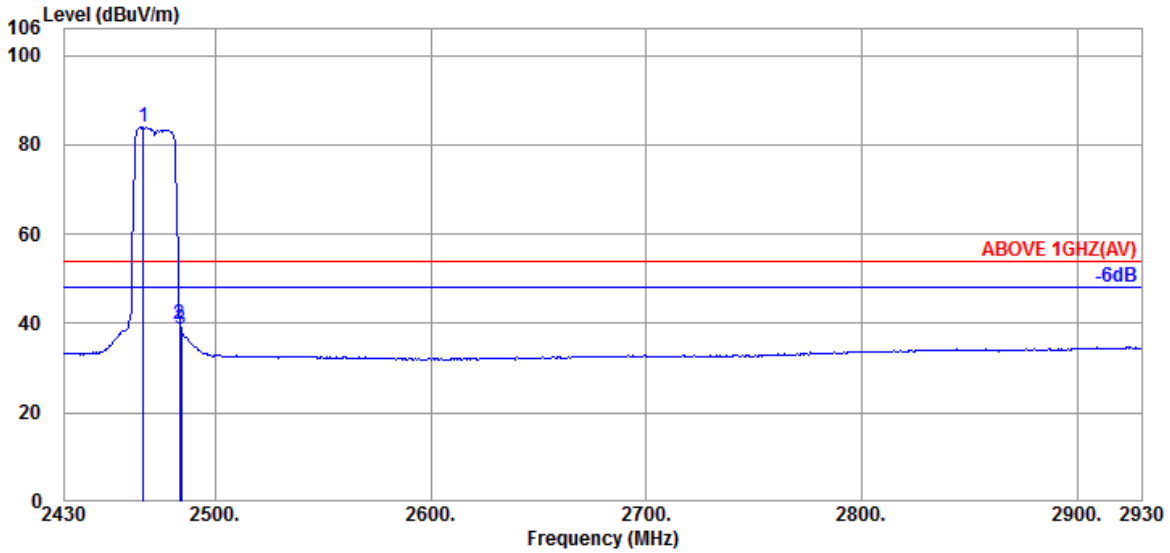

Antenna at Vertical Polarization

Emission Frequency (MHz)	Antenna Factor (dB/m)	Cable Loss (dB)	Preamp Gain (dB)	Read Level (dBµV)	Emission Level (dBµV/m)	Limits (dBµV/m)	Margin (dB)	Detector
@ 2466.500	32.06	7.98	34.60	78.49	83.93	---	---	Average
2483.500	32.14	7.99	34.61	34.44	39.96	54.00	14.04	Average
2484.000	32.14	7.99	34.61	33.18	38.70	54.00	15.30	Average

Remark: The "@" means fundamental frequency, it is ignored in this section.

This test report may be reproduced in full only. The document may only be updated by Audix Technology Corp. personnel. Any changes will be noted in the Document History section of the report.

Audix Technology Corp.
No. 53-11, Dingfu, Linkou, Dist.,
New Taipei City244, Taiwan
Tel: +886 2 26099301
Fax: +886 2 26099303

Mode	802.11n-HT40	Frequency	TX 2422MHz

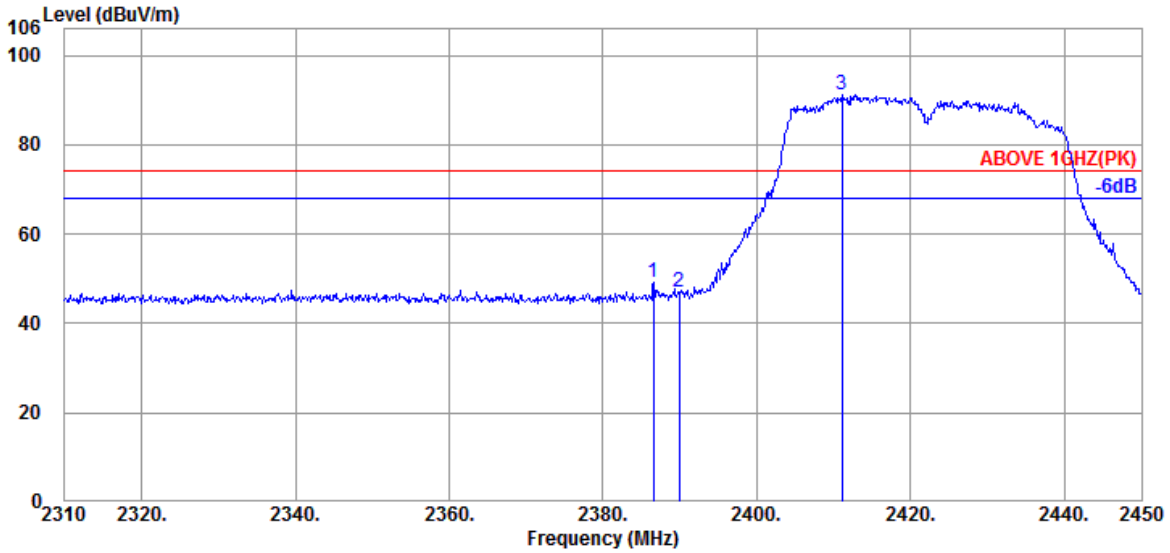

Antenna at Horizontal Polarization

Emission Frequency (MHz)	Antenna Factor (dB/m)	Cable Loss (dB)	Preamp Gain (dB)	Read Level (dBµV)	Emission Level (dBµV/m)	Liits (dBµV/m)	Margin (dB)	Detector
2386.580	32.44	7.95	34.58	43.47	49.28	74.00	24.72	Peak
2389.940	32.44	7.95	34.58	41.30	47.11	74.00	26.89	Peak
@ 2411.080	32.43	7.96	34.59	85.41	91.21	---	---	Peak

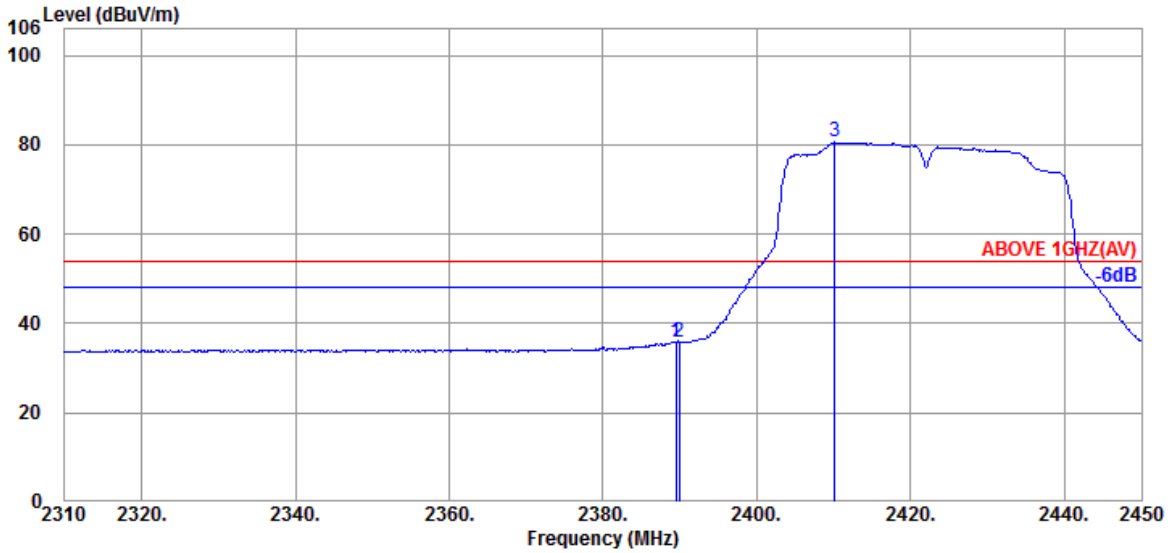

Antenna at Horizontal Polarization

Emission Frequency (MHz)	Antenna Factor (dB/m)	Cable Loss (dB)	Preamp Gain (dB)	Read Level (dBµV)	Emission Level (dBµV/m)	Limits (dBµV/m)	Margin (dB)	Detector
2389.520	32.44	7.95	34.58	30.16	35.97	54.00	18.03	Average
2389.940	32.44	7.95	34.58	29.91	35.72	54.00	18.28	Average
@ 2410.100	32.43	7.96	34.59	74.73	80.53	---	---	Average

Remark: The "@" means fundamental frequency, it is ignored in this section.

This test report may be reproduced in full only. The document may only be updated by Audix Technology Corp. personnel. Any changes will be noted in the Document History section of the report.

Audix Technology Corp.
No. 53-11, Dingfu, Linkou, Dist.,
New Taipei City244, Taiwan
Tel: +886 2 26099301
Fax: +886 2 26099303

Mode	802.11n-HT40	Frequency	TX 2422MHz

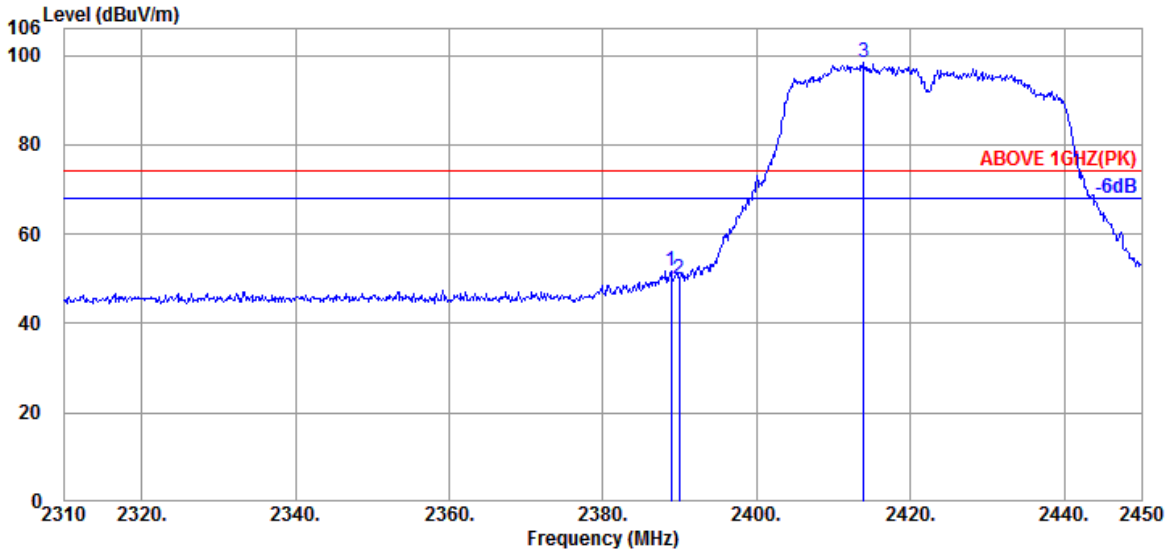

Antenna at Vertical Polarization

	Emission Frequency (MHz)	Antenna Factor (dB/m)	Cable Loss (dB)	Preamp Gain (dB)	Read Level (dBµV)	Emission Level (dBµV/m)	Limits (dBµV/m)	Margin (dB)	Detector
	2388.820	32.44	7.95	34.58	45.90	51.71	74.00	22.29	Peak
	2389.940	32.44	7.95	34.58	44.29	50.10	74.00	23.90	Peak
@	2413.880	32.36	7.96	34.59	92.81	98.54	---	---	Peak

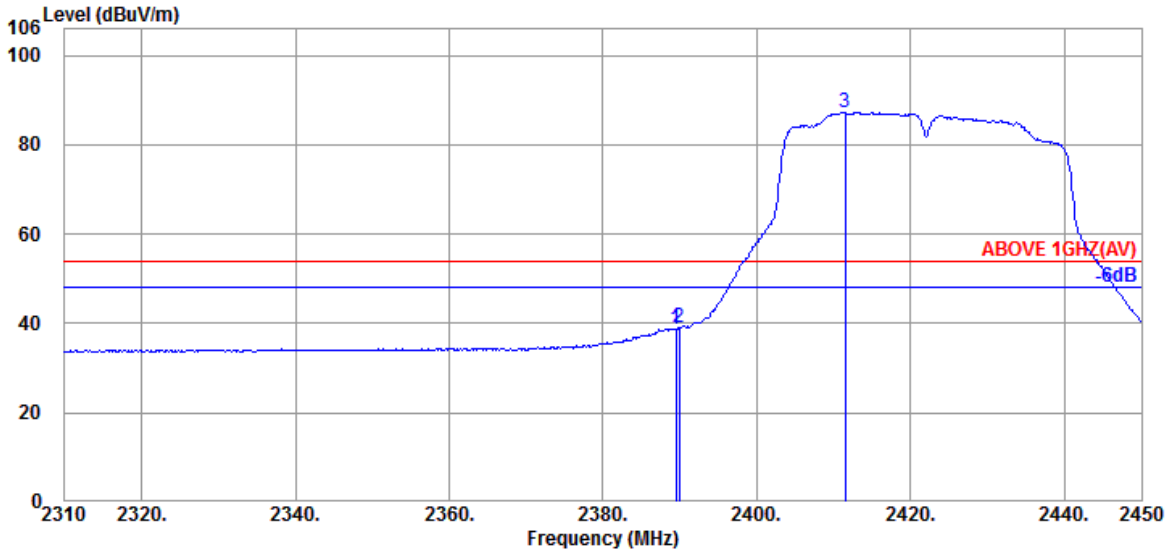

Antenna at Vertical Polarization

	Emission Frequency (MHz)	Antenna Factor (dB/m)	Cable Loss (dB)	Preamp Gain (dB)	Read Level (dBµV)	Emission Level (dBµV/m)	Limits (dBµV/m)	Margin (dB)	Detector
	2389.520	32.44	7.95	34.58	33.06	38.87	54.00	15.13	Average
	2389.940	32.44	7.95	34.58	33.38	39.19	54.00	14.81	Average
@	2411.500	32.36	7.96	34.59	81.53	87.26	---	---	Average

Remark: The "@" means fundamental frequency, it is ignored in this section.

This test report may be reproduced in full only. The document may only be updated by Audix Technology Corp. personnel. Any changes will be noted in the Document History section of the report.

Audix Technology Corp.
No. 53-11, Dingfu, Linkou, Dist.,
New Taipei City244, Taiwan
Tel: +886 2 26099301
Fax: +886 2 26099303

Mode	802.11n-HT40	Frequency	TX 2427MHz

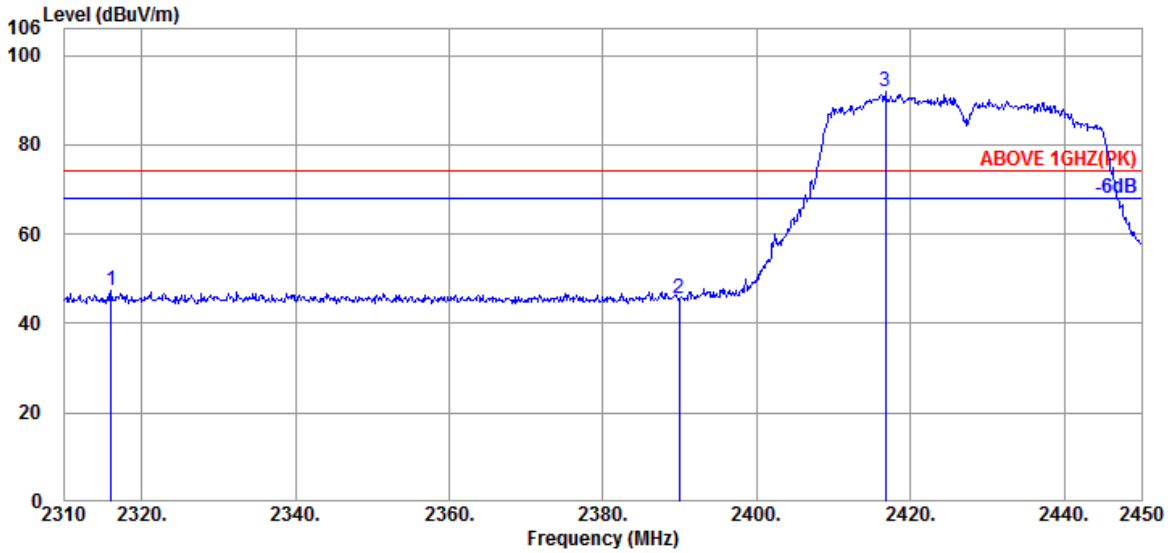

Antenna at Horizontal Polarization

	Emission Frequency (MHz)	Antenna Factor (dB/m)	Cable Loss (dB)	Preamp Gain (dB)	Read Level (dBμV)	Emission Level (dBμV/m)	Limits (dBμV/m)	Margin (dB)	Detector
	2316.020	31.99	7.91	34.56	41.94	47.28	74.00	26.72	Peak
	2389.940	32.44	7.95	34.58	39.82	45.63	74.00	28.37	Peak
@	2416.680	32.36	7.96	34.59	86.00	91.73	---	---	Peak

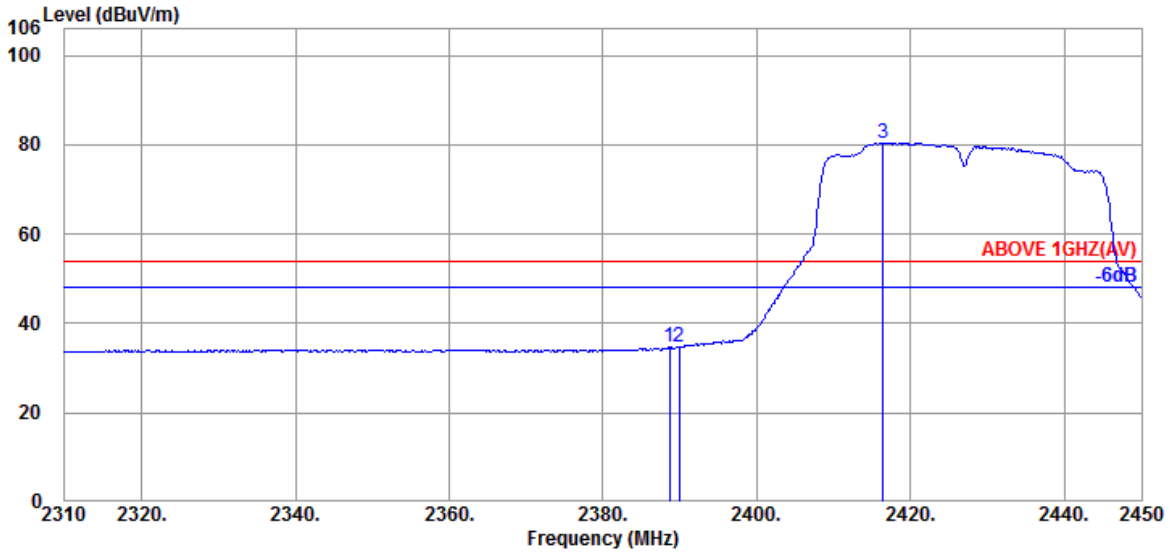

Antenna at Horizontal Polarization

	Emission Frequency (MHz)	Antenna Factor (dB/m)	Cable Loss (dB)	Preamp Gain (dB)	Read Level (dBμV)	Emission Level (dBμV/m)	Limits (dBμV/m)	Margin (dB)	Detector
	2388.680	32.44	7.95	34.58	29.10	34.91	54.00	19.09	Average
	2389.940	32.44	7.95	34.58	28.82	34.63	54.00	19.37	Average
@	2416.400	32.36	7.96	34.59	74.67	80.40	---	---	Average

Remark: The "@" means fundamental frequency, it is ignored in this section.

This test report may be reproduced in full only. The document may only be updated by Audix Technology Corp. personnel. Any changes will be noted in the Document History section of the report.

Audix Technology Corp.
No. 53-11, Dingfu, Linkou, Dist.,
New Taipei City244, Taiwan
Tel: +886 2 26099301
Fax: +886 2 26099303

Mode	802.11n-HT40	Frequency	TX 2427MHz

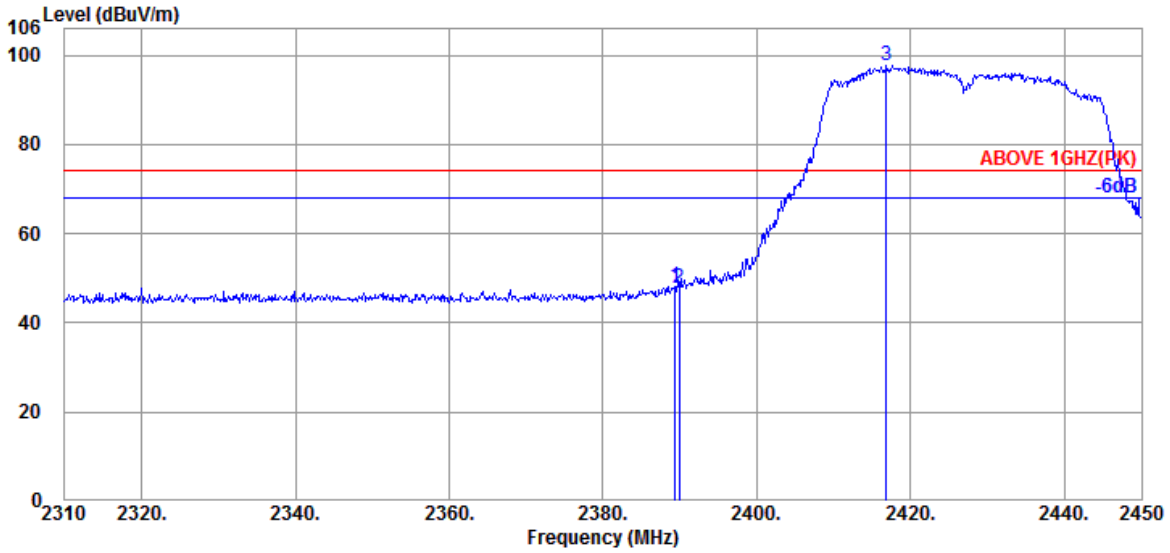

Antenna at Vertical Polarization

Emission Frequency (MHz)	Antenna Factor (dB/m)	Cable Loss (dB)	Preamp Gain (dB)	Read Level (dBμV)	Emission Level (dBμV/m)	Limits (dBμV/m)	Margin (dB)	Detector
2389.380	32.44	7.95	34.58	42.48	48.29	74.00	25.71	Peak
2389.940	32.44	7.95	34.58	42.05	47.86	74.00	26.14	Peak
@ 2416.820	32.36	7.96	34.59	91.87	97.60	---	---	Peak

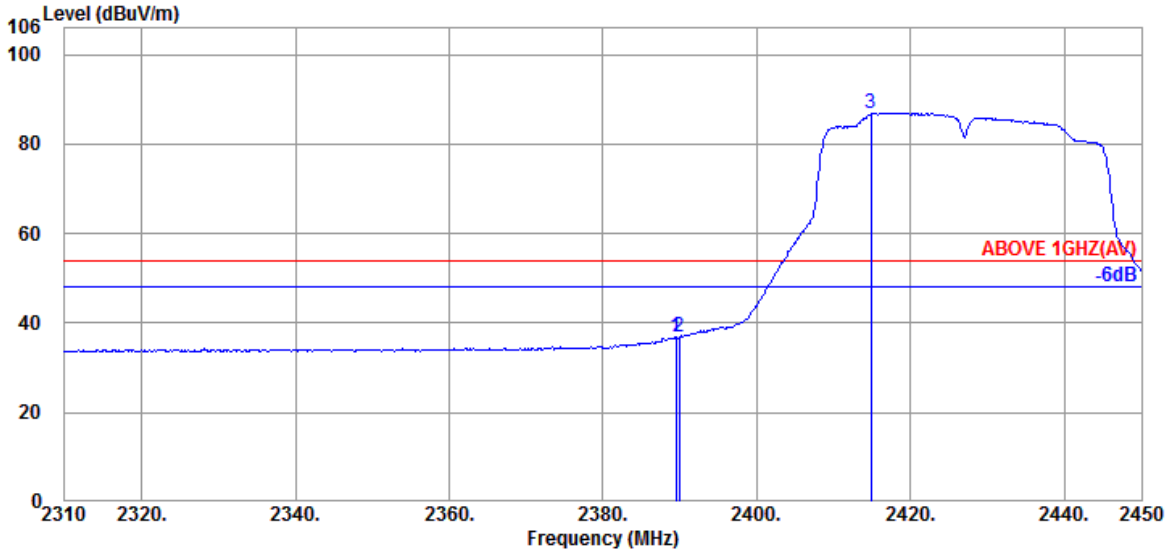

Antenna at Vertical Polarization

Emission Frequency (MHz)	Antenna Factor (dB/m)	Cable Loss (dB)	Preamp Gain (dB)	Read Level (dBμV)	Emission Level (dBμV/m)	Limits (dBμV/m)	Margin (dB)	Detector
2389.520	32.44	7.95	34.58	31.18	36.99	54.00	17.01	Average
2389.940	32.44	7.95	34.58	31.10	36.91	54.00	17.09	Average
@ 2414.860	32.36	7.96	34.59	81.24	86.97	---	---	Average

Remark: The "@" means fundamental frequency, it is ignored in this section.

This test report may be reproduced in full only. The document may only be updated by Audix Technology Corp. personnel. Any changes will be noted in the Document History section of the report.

Audix Technology Corp.
No. 53-11, Dingfu, Linkou, Dist.,
New Taipei City244, Taiwan
Tel: +886 2 26099301
Fax: +886 2 26099303

Mode	802.11n-HT40	Frequency	TX 2447MHz

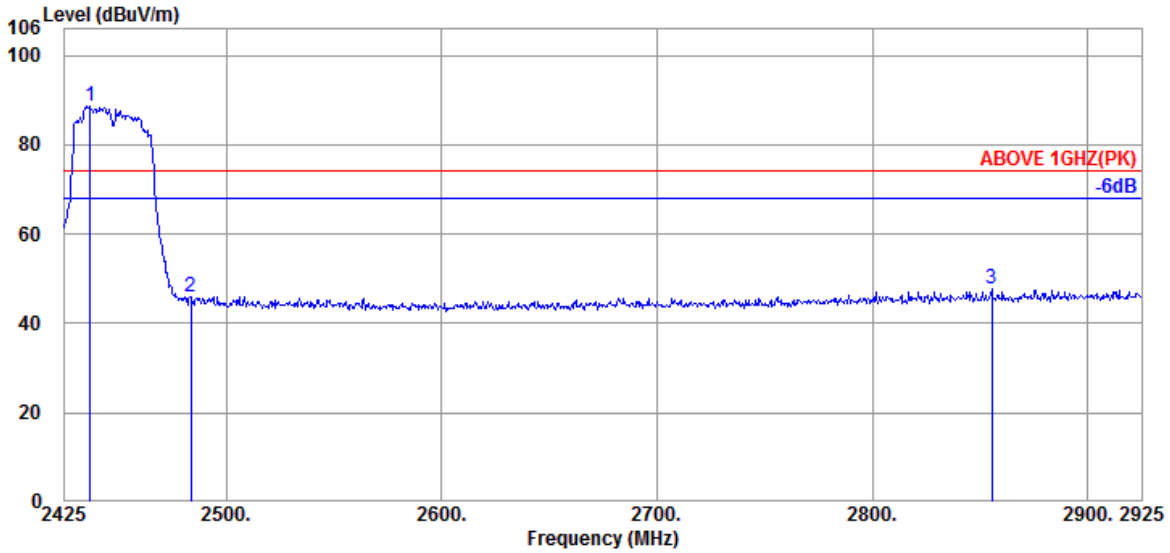

Antenna at Horizontal Polarization

Emission Frequency (MHz)	Antenna Factor (dB/m)	Cable Loss (dB)	Preamp Gain (dB)	Read Level (dBµV)	Emission Level (dBµV/m)	Limits (dBµV/m)	Margin (dB)	Detector
@ 2437.000	32.14	7.97	34.59	83.25	88.77	---	---	Peak
2483.500	32.14	7.99	34.61	40.42	45.94	74.00	28.06	Peak
2855.500	33.05	8.16	34.68	41.27	47.80	74.00	26.20	Peak

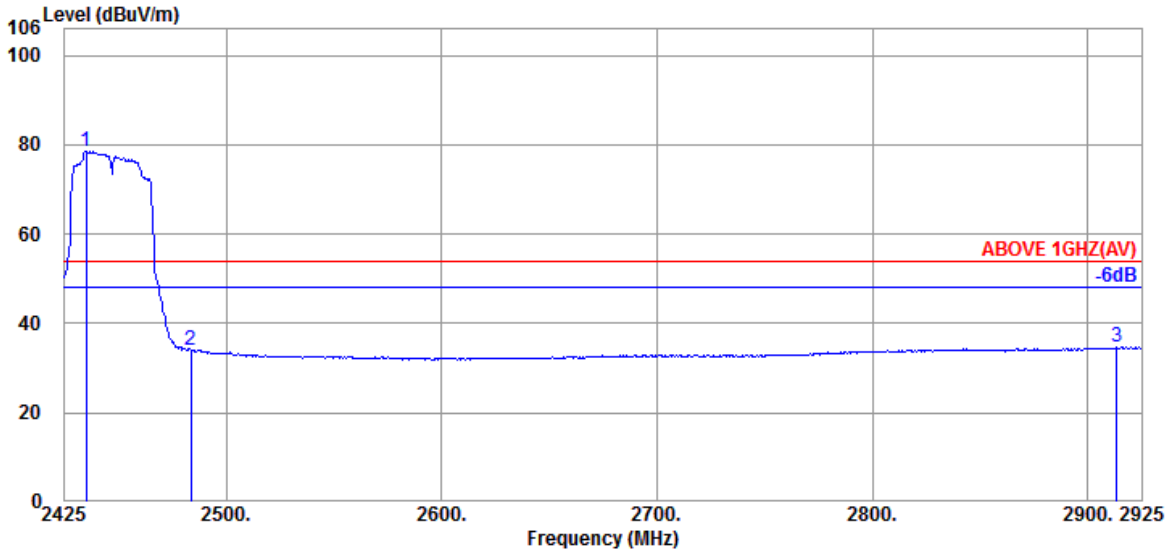

Antenna at Horizontal Polarization

Emission Frequency (MHz)	Antenna Factor (dB/m)	Cable Loss (dB)	Preamp Gain (dB)	Read Level (dBµV)	Emission Level (dBµV/m)	Limits (dBµV/m)	Margin (dB)	Detector
@ 2435.000	32.14	7.97	34.59	72.91	78.43	---	---	Average
2483.500	32.14	7.99	34.61	28.61	34.13	54.00	19.87	Average
2913.500	32.87	8.18	34.69	28.37	34.73	54.00	19.27	Average

Remark: The "@" means fundamental frequency, it is ignored in this section.

This test report may be reproduced in full only. The document may only be updated by Audix Technology Corp. personnel. Any changes will be noted in the Document History section of the report.

Audix Technology Corp.
No. 53-11, Dingfu, Linkou, Dist.,
New Taipei City244, Taiwan
Tel: +886 2 26099301
Fax: +886 2 26099303

Mode	802.11n-HT40	Frequency	TX 2447MHz

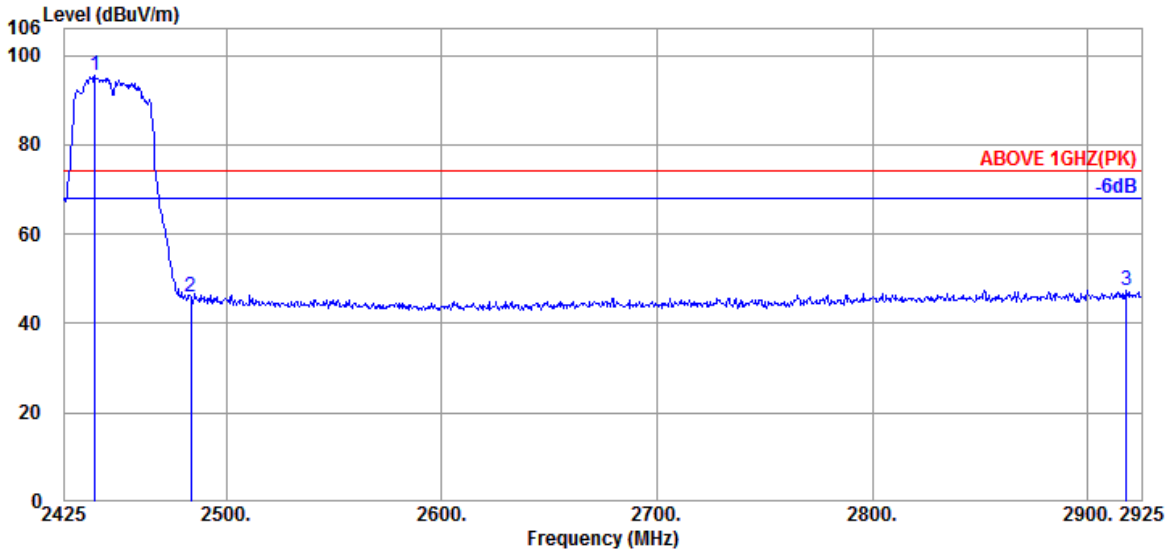

Antenna at Vertical Polarization

Emission Frequency (MHz)	Antenna Factor (dB/m)	Cable Loss (dB)	Preamp Gain (dB)	Read Level (dBμV)	Emission Level (dBμV/m)	Limits (dBμV/m)	Margin (dB)	Detector
@ 2439.000	32.14	7.98	34.59	90.12	95.65	---	---	Peak
2483.500	32.14	7.99	34.61	40.60	46.12	74.00	27.88	Peak
2918.000	32.90	8.19	34.69	41.17	47.57	74.00	26.43	Peak

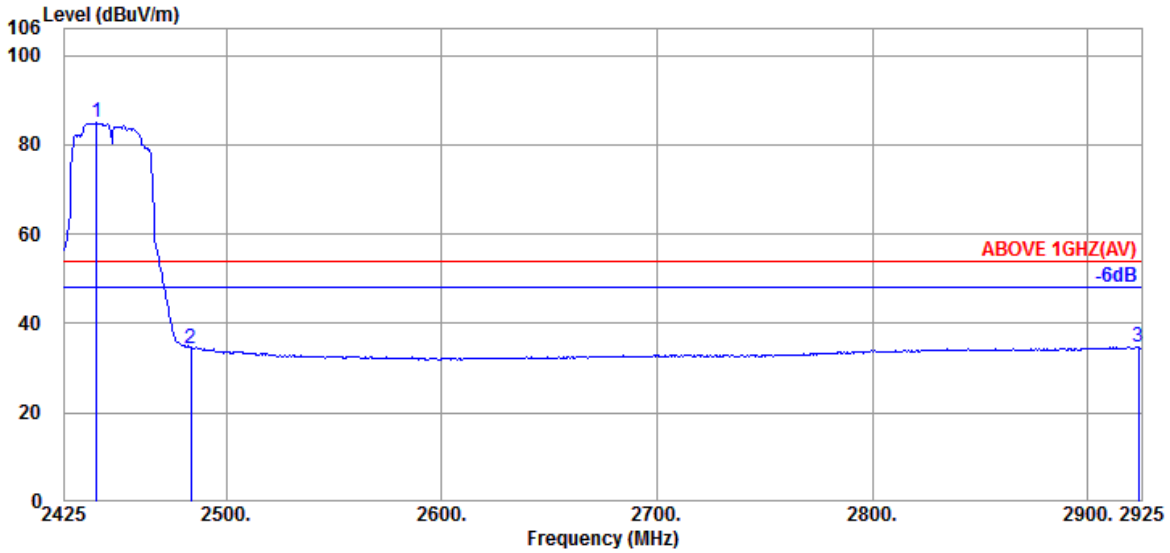

Antenna at Vertical Polarization

Emission Frequency (MHz)	Antenna Factor (dB/m)	Cable Loss (dB)	Preamp Gain (dB)	Read Level (dBμV)	Emission Level (dBμV/m)	Limits (dBμV/m)	Margin (dB)	Detector
@ 2440.000	32.07	7.98	34.59	79.48	84.94	---	---	Average
2483.500	32.14	7.99	34.61	28.97	34.49	54.00	19.51	Average
2923.500	32.90	8.19	34.69	28.30	34.70	54.00	19.30	Average

Remark: The "@" means fundamental frequency, it is ignored in this section.

This test report may be reproduced in full only. The document may only be updated by Audix Technology Corp. personnel. Any changes will be noted in the Document History section of the report.

Audix Technology Corp.
No. 53-11, Dingfu, Linkou, Dist.,
New Taipei City244, Taiwan
Tel: +886 2 26099301
Fax: +886 2 26099303

Mode	802.11n-HT40	Frequency	TX 2452MHz

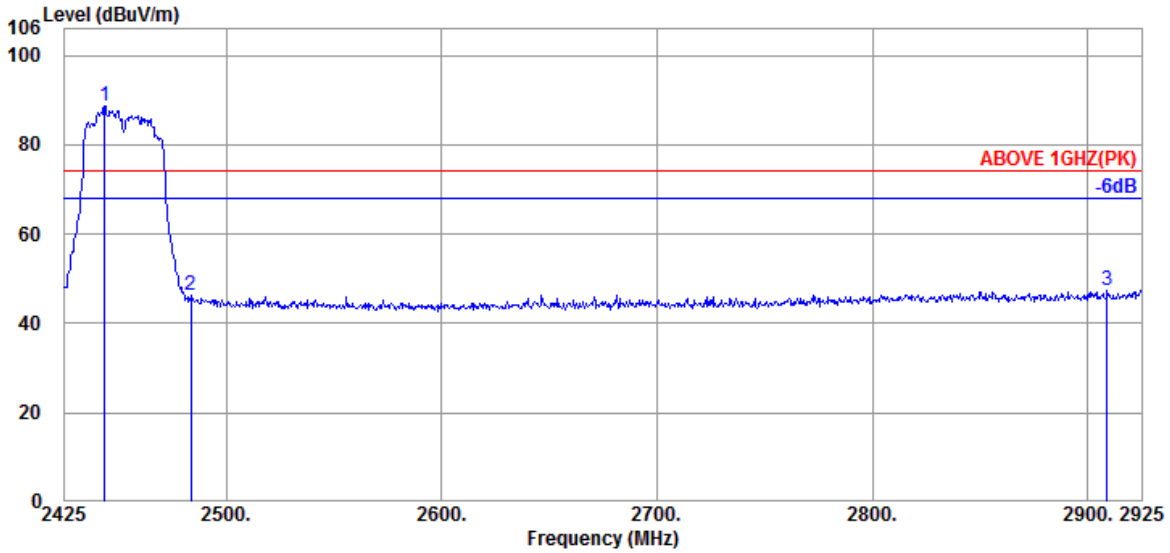

Antenna at Horizontal Polarization

Emission Frequency (MHz)	Antenna Factor (dB/m)	Cable Loss (dB)	Preamp Gain (dB)	Read Level (dBµV)	Emission Level (dBµV/m)	Limits (dBµV/m)	Margin (dB)	Detector
@ 2443.500	32.07	7.98	34.60	83.13	88.58	---	---	Peak
2483.500	32.14	7.99	34.61	40.70	46.22	74.00	27.78	Peak
2909.000	32.83	8.18	34.69	40.99	47.31	74.00	26.69	Peak

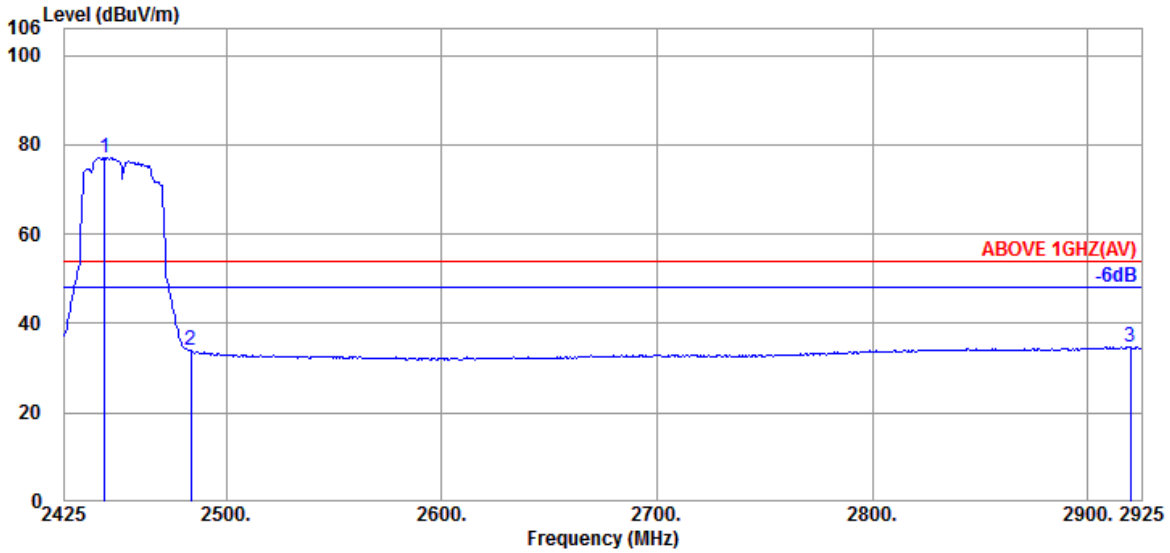

Antenna at Horizontal Polarization

Emission Frequency (MHz)	Antenna Factor (dB/m)	Cable Loss (dB)	Preamp Gain (dB)	Read Level (dBµV)	Emission Level (dBµV/m)	Limits (dBµV/m)	Margin (dB)	Detector
@ 2443.500	32.07	7.98	34.60	71.74	77.19	---	---	Average
2483.500	32.14	7.99	34.61	28.55	34.07	54.00	19.93	Average
2920.000	32.90	8.19	34.69	28.35	34.75	54.00	19.25	Average

Remark: The "@" means fundamental frequency, it is ignored in this section.

This test report may be reproduced in full only. The document may only be updated by Audix Technology Corp. personnel. Any changes will be noted in the Document History section of the report.

Audix Technology Corp.
No. 53-11, Dingfu, Linkou, Dist.,
New Taipei City244, Taiwan
Tel: +886 2 26099301
Fax: +886 2 26099303

Mode	802.11n-HT40	Frequency	TX 2452MHz

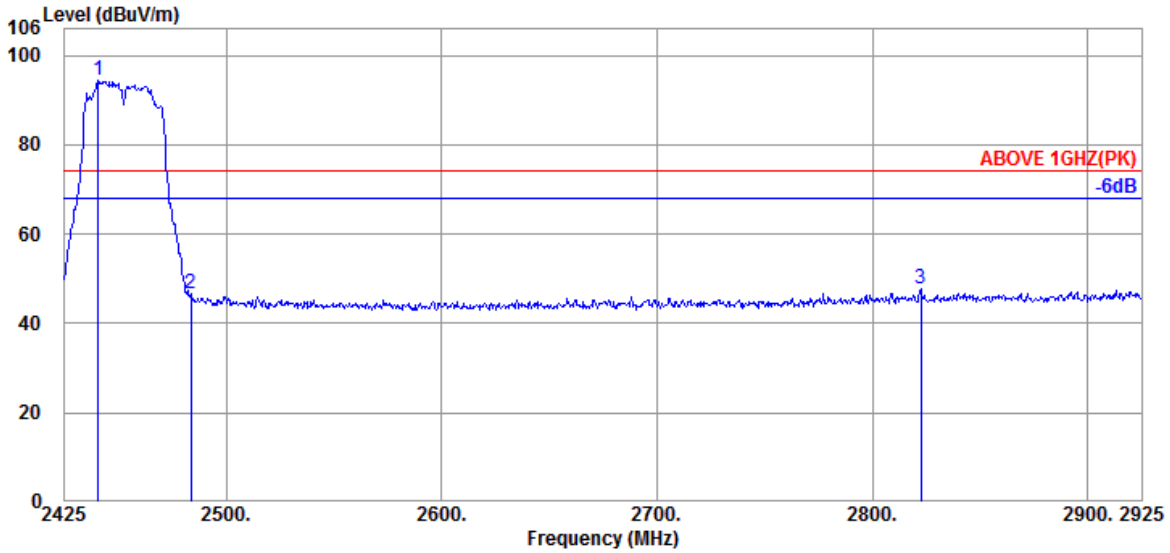

Antenna at Vertical Polarization

Emission Frequency (MHz)	Antenna Factor (dB/m)	Cable Loss (dB)	Preamp Gain (dB)	Read Level (dBµV)	Emission Level (dBµV/m)	Limits (dBµV/m)	Margin (dB)	Detector
@ 2440.500	32.07	7.98	34.59	88.80	94.26	---	---	Peak
2483.500	32.14	7.99	34.61	41.12	46.64	74.00	27.36	Peak
2822.500	32.85	8.14	34.67	41.33	47.65	74.00	26.35	Peak

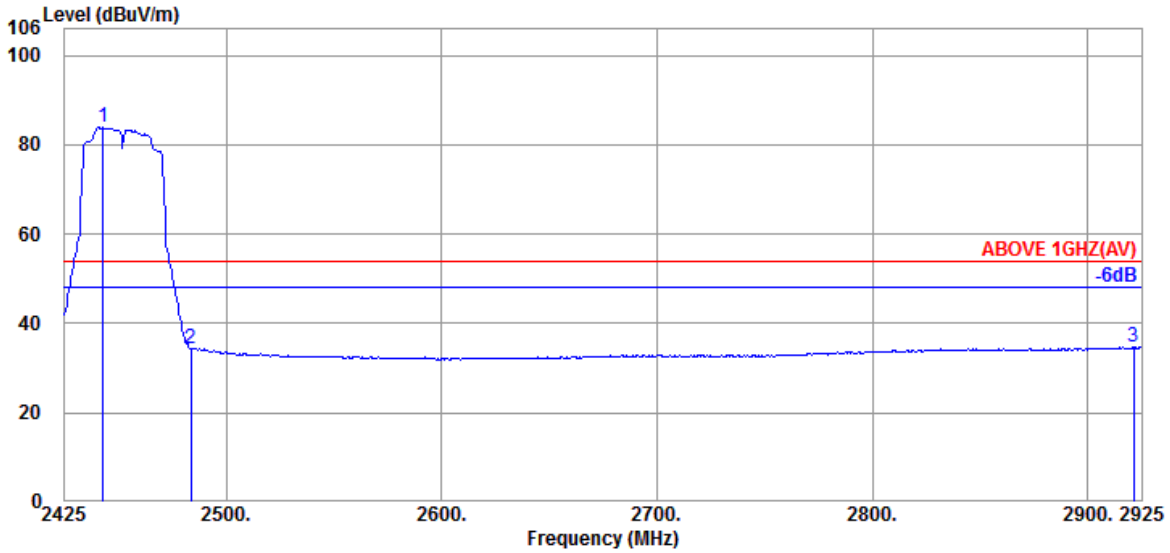

Antenna at Vertical Polarization

Emission Frequency (MHz)	Antenna Factor (dB/m)	Cable Loss (dB)	Preamp Gain (dB)	Read Level (dBµV)	Emission Level (dBµV/m)	Limits (dBµV/m)	Margin (dB)	Detector
@ 2443.000	32.07	7.98	34.60	78.39	83.84	---	---	Average
2483.500	32.14	7.99	34.61	28.91	34.43	54.00	19.57	Average
2921.500	32.90	8.19	34.69	28.39	34.79	54.00	19.21	Average

Remark: The "@" means fundamental frequency, it is ignored in this section.

This test report may be reproduced in full only. The document may only be updated by Audix Technology Corp. personnel. Any changes will be noted in the Document History section of the report.

Audix Technology Corp.
No. 53-11, Dingfu, Linkou, Dist.,
New Taipei City244, Taiwan
Tel: +886 2 26099301
Fax: +886 2 26099303

Mode	802.11n-HT40	Frequency	TX 2457MHz

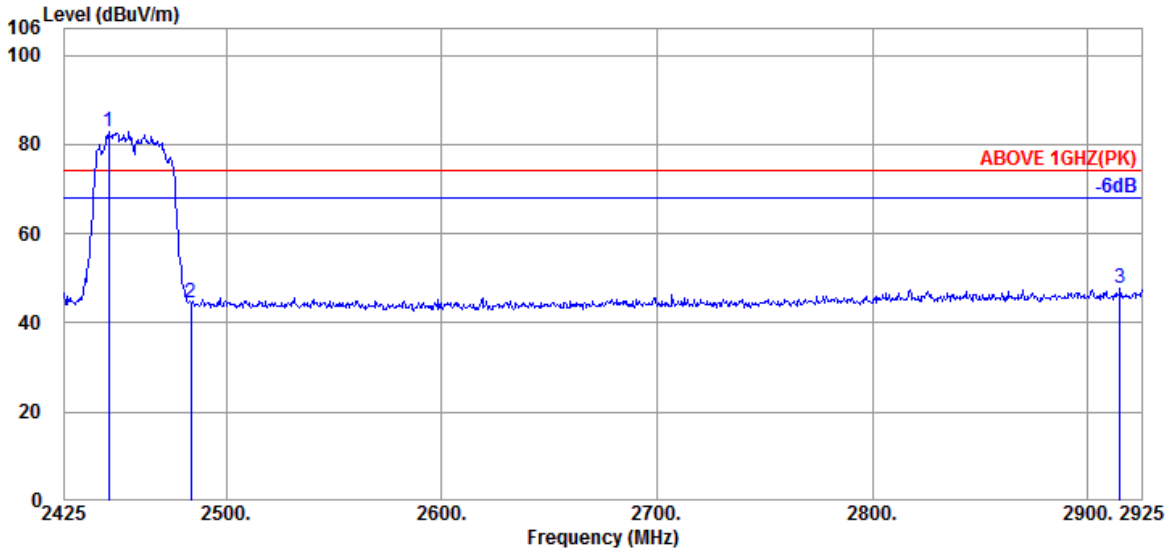

Antenna at Horizontal Polarization

Emission Frequency (MHz)	Antenna Factor (dB/m)	Cable Loss (dB)	Preamp Gain (dB)	Read Level (dBµV)	Emission Level (dBµV/m)	Limits (dBµV/m)	Margin (dB)	Detector
@ 2445.500	32.07	7.98	34.60	77.32	82.77	---	---	Peak
2483.500	32.14	7.99	34.61	39.07	44.59	74.00	29.41	Peak
2915.000	32.87	8.18	34.69	41.50	47.86	74.00	26.14	Peak

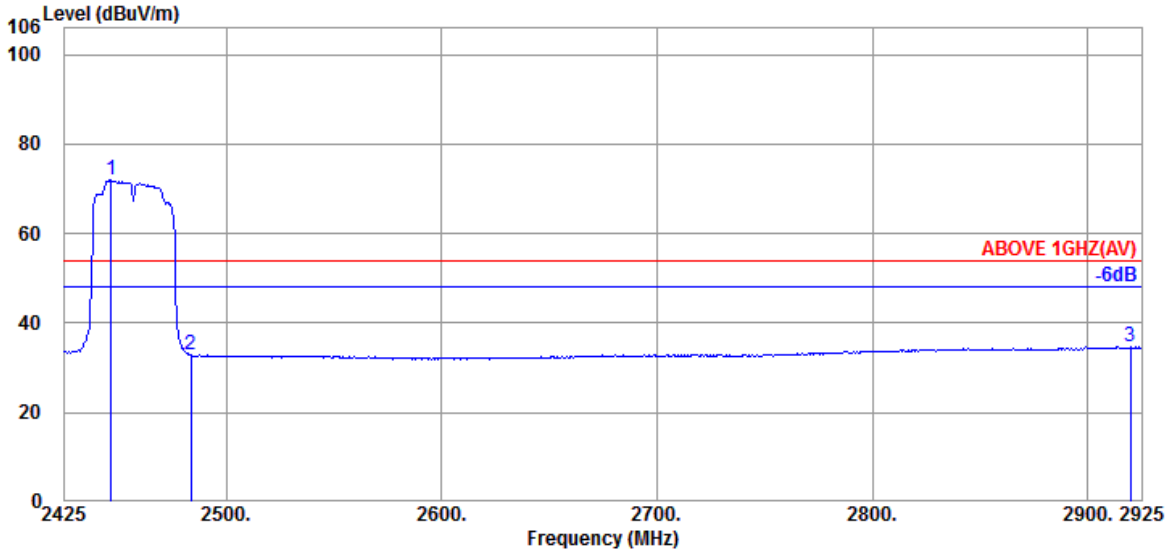

Antenna at Horizontal Polarization

Emission Frequency (MHz)	Antenna Factor (dB/m)	Cable Loss (dB)	Preamp Gain (dB)	Read Level (dBµV)	Emission Level (dBµV/m)	Limits (dBµV/m)	Margin (dB)	Detector
@ 2446.500	32.00	7.98	34.60	66.50	71.88	---	---	Average
2483.500	32.14	7.99	34.61	27.37	32.89	54.00	21.11	Average
2920.000	32.90	8.19	34.69	28.33	34.73	54.00	19.27	Average

Remark: The "@" means fundamental frequency, it is ignored in this section.

This test report may be reproduced in full only. The document may only be updated by Audix Technology Corp. personnel. Any changes will be noted in the Document History section of the report.

Audix Technology Corp.
No. 53-11, Dingfu, Linkou, Dist.,
New Taipei City244, Taiwan
Tel: +886 2 26099301
Fax: +886 2 26099303

Mode	802.11n-HT40	Frequency	TX 2457MHz

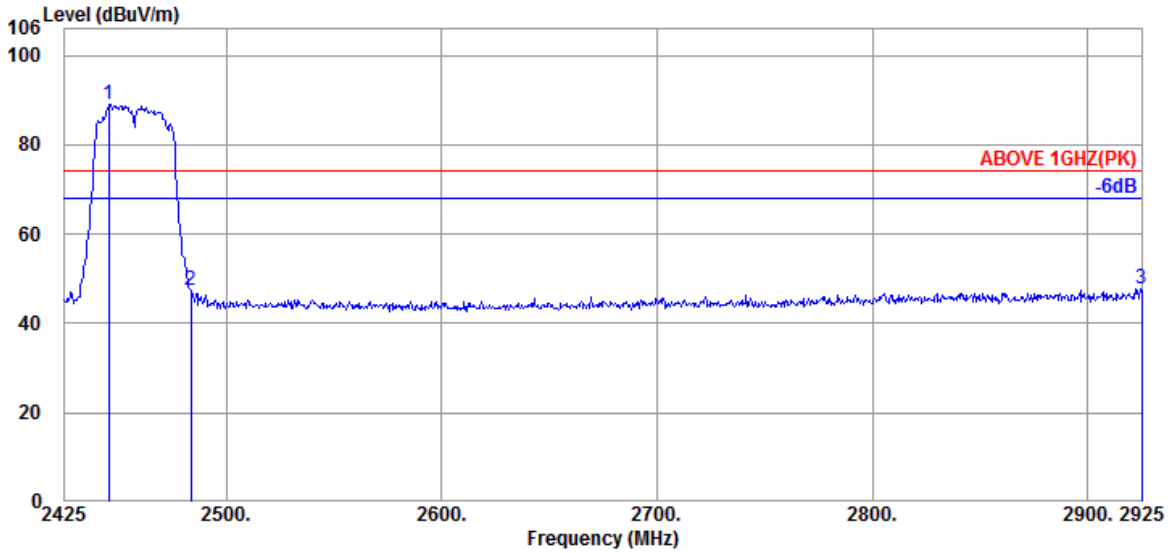

Antenna at Vertical Polarization

Emission Frequency (MHz)	Antenna Factor (dB/m)	Cable Loss (dB)	Preamp Gain (dB)	Read Level (dBµV)	Emission Level (dBµV/m)	Limits (dBµV/m)	Margin (dB)	Detector
@ 2445.500	32.07	7.98	34.60	83.71	89.16	---	---	Peak
2483.500	32.14	7.99	34.61	41.72	47.24	74.00	26.76	Peak
2925.000	32.90	8.19	34.69	41.34	47.74	74.00	26.26	Peak

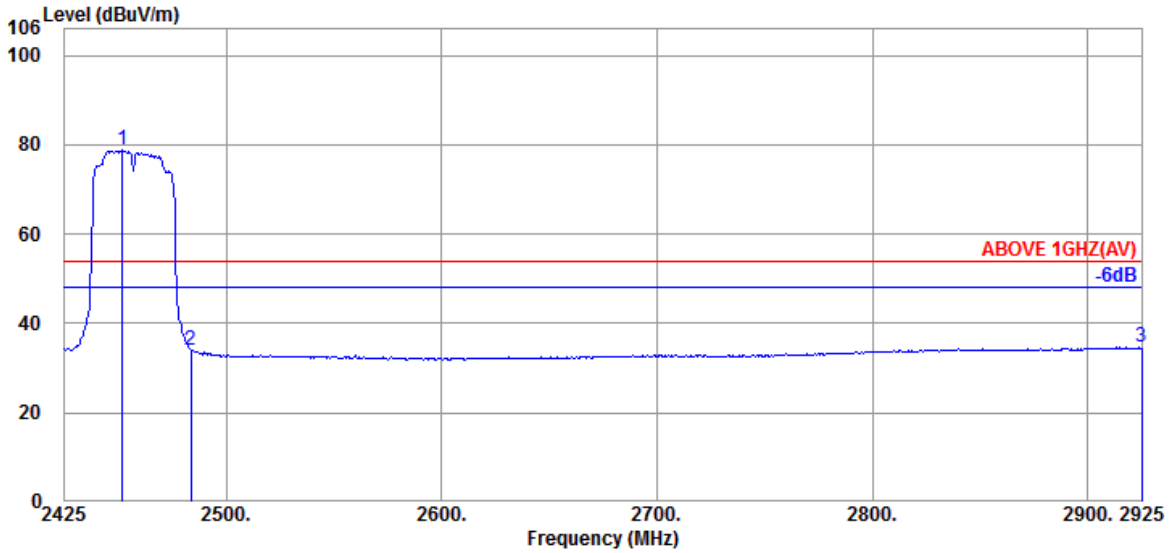

Antenna at Vertical Polarization

Emission Frequency (MHz)	Antenna Factor (dB/m)	Cable Loss (dB)	Preamp Gain (dB)	Read Level (dBµV)	Emission Level (dBµV/m)	Limits (dBµV/m)	Margin (dB)	Detector
@ 2452.000	32.00	7.98	34.60	73.32	78.70	---	---	Average
2483.500	32.14	7.99	34.61	28.61	34.13	54.00	19.87	Average
2925.000	32.90	8.19	34.69	28.28	34.68	54.00	19.32	Average

Remark: The "@" means fundamental frequency, it is ignored in this section.

This test report may be reproduced in full only. The document may only be updated by Audix Technology Corp. personnel. Any changes will be noted in the Document History section of the report.

Audix Technology Corp.
No. 53-11, Dingfu, Linkou, Dist.,
New Taipei City244, Taiwan
Tel: +886 2 26099301
Fax: +886 2 26099303

Mode	802.11n-HT40	Frequency	TX 2462MHz

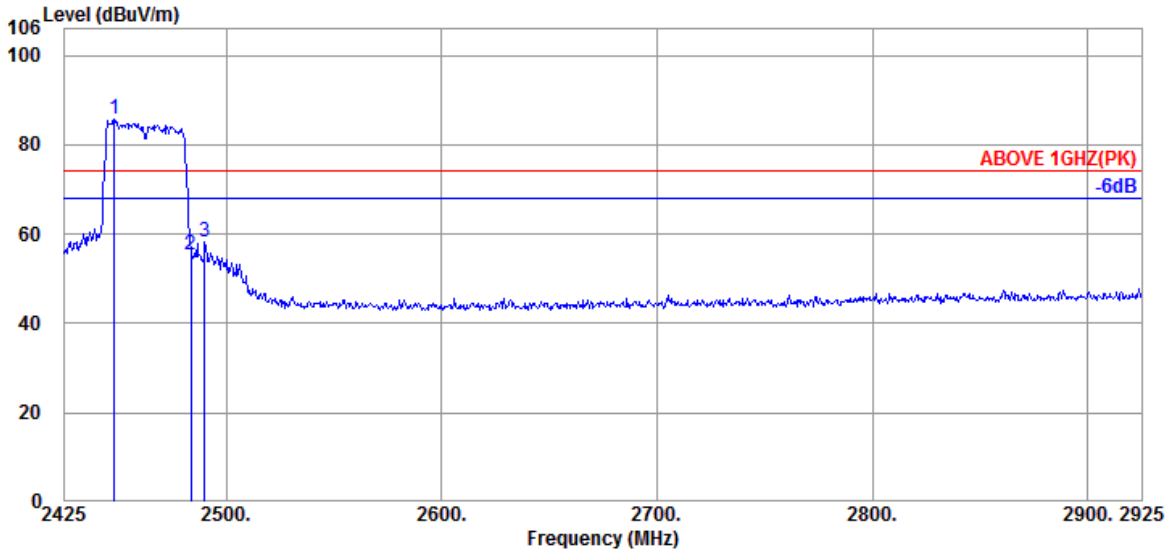

Antenna at Horizontal Polarization

Emission Frequency (MHz)	Antenna Factor (dB/m)	Cable Loss (dB)	Preamp Gain (dB)	Read Level (dBµV)	Emission Level (dBµV/m)	Limits (dBµV/m)	Margin (dB)	Detector
@ 2448.000	32.00	7.98	34.60	80.30	85.68	---	---	Peak
2483.500	32.14	7.99	34.61	49.94	55.46	74.00	18.54	Peak
2490.000	32.17	8.00	34.61	52.65	58.21	74.00	15.79	Peak

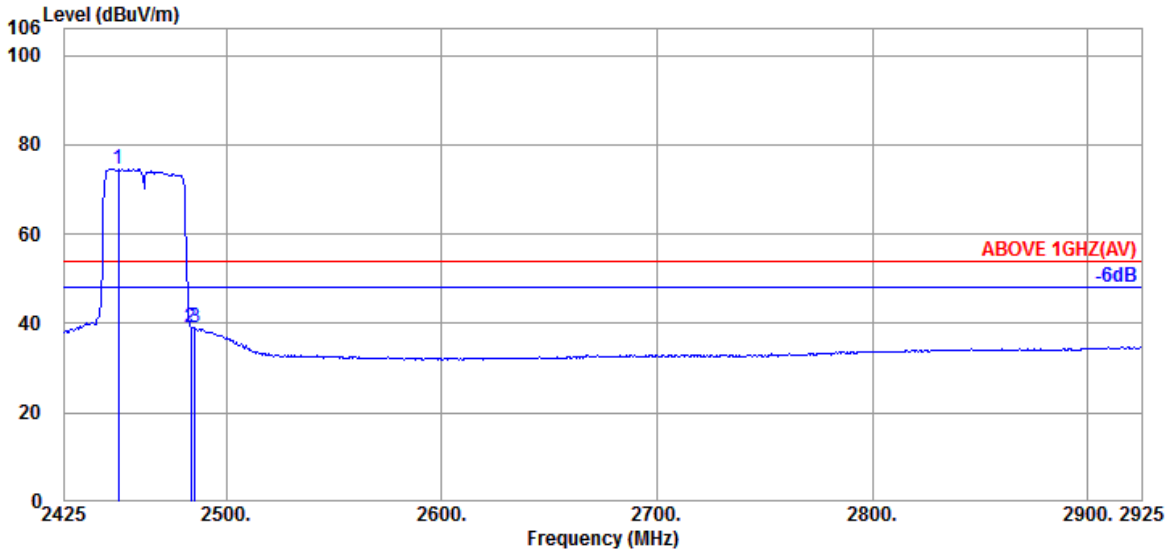

Antenna at Horizontal Polarization

Emission Frequency (MHz)	Antenna Factor (dB/m)	Cable Loss (dB)	Preamp Gain (dB)	Read Level (dBµV)	Emission Level (dBµV/m)	Limits (dBµV/m)	Margin (dB)	Detector
@ 2450.000	32.00	7.98	34.60	69.17	74.55	---	---	Average
2483.500	32.14	7.99	34.61	33.63	39.15	54.00	14.85	Average
2485.500	32.14	7.99	34.61	33.39	38.91	54.00	15.09	Average

Remark: The "@" means fundamental frequency, it is ignored in this section.

This test report may be reproduced in full only. The document may only be updated by Audix Technology Corp. personnel. Any changes will be noted in the Document History section of the report.

Audix Technology Corp.
No. 53-11, Dingfu, Linkou, Dist.,
New Taipei City244, Taiwan
Tel: +886 2 26099301
Fax: +886 2 26099303

Mode	802.11n-HT40	Frequency	TX 2462MHz

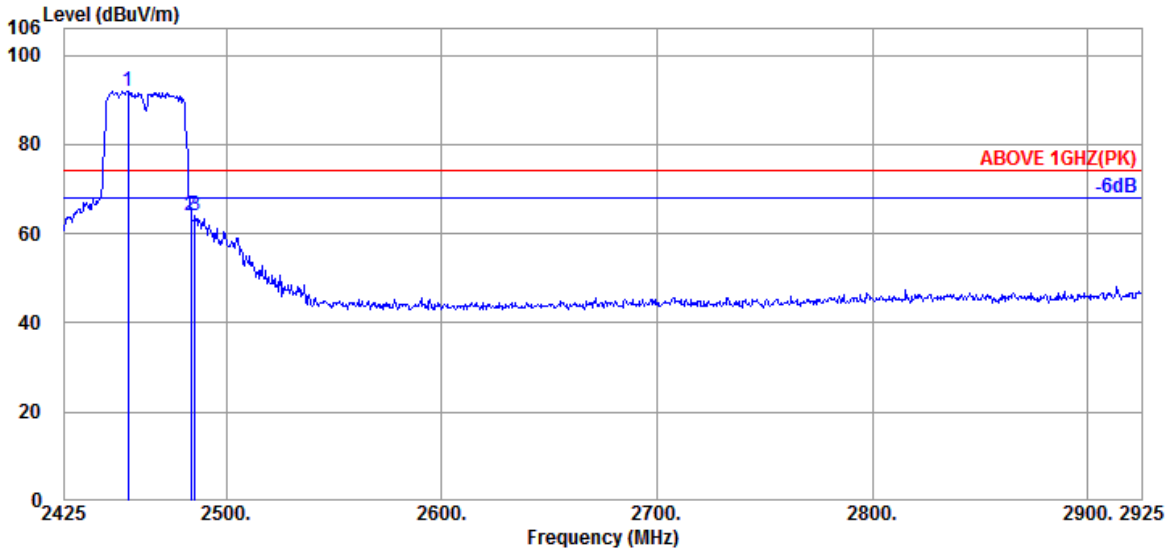

Antenna at Vertical Polarization

Emission Frequency (MHz)	Antenna Factor (dB/m)	Cable Loss (dB)	Preamp Gain (dB)	Read Level (dBµV)	Emission Level (dBµV/m)	Limits (dBµV/m)	Margin (dB)	Detector
@ 2454.500	32.03	7.98	34.60	86.65	92.06	---	---	Peak
2483.500	32.14	7.99	34.61	58.53	64.05	74.00	9.95	Peak
2485.500	32.14	7.99	34.61	58.38	63.90	74.00	10.10	Peak

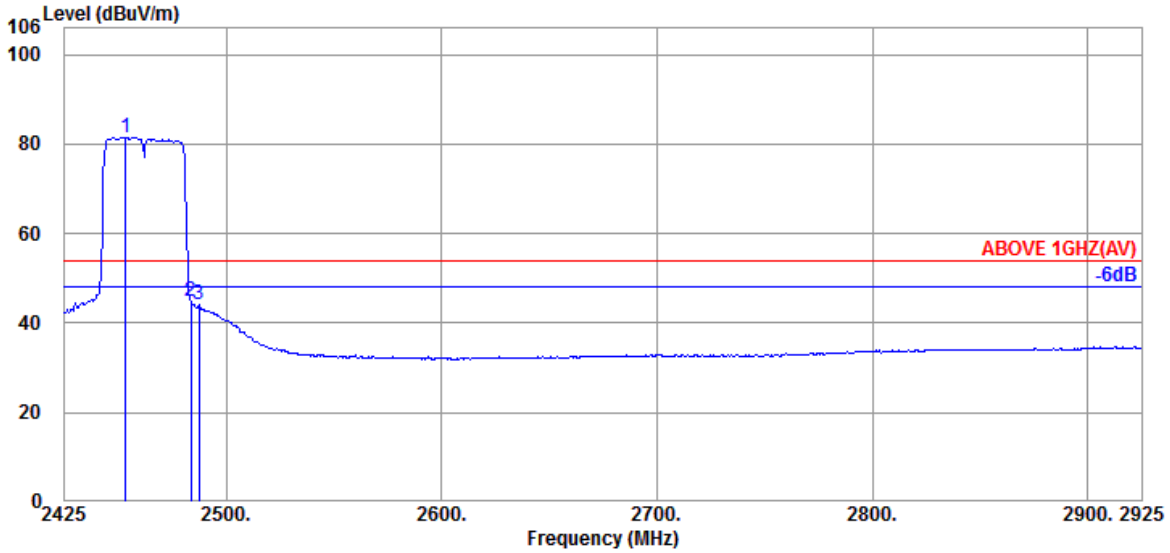

Antenna at Vertical Polarization

Emission Frequency (MHz)	Antenna Factor (dB/m)	Cable Loss (dB)	Preamp Gain (dB)	Read Level (dBµV)	Emission Level (dBµV/m)	Limits (dBµV/m)	Margin (dB)	Detector
@ 2453.500	32.03	7.98	34.60	76.14	81.55	---	---	Average
2483.500	32.14	7.99	34.61	39.34	44.86	54.00	9.14	Average
2487.500	32.14	8.00	34.61	38.46	43.99	54.00	10.01	Average

Remark: The "@" means fundamental frequency, it is ignored in this section.

This test report may be reproduced in full only. The document may only be updated by Audix Technology Corp. personnel. Any changes will be noted in the Document History section of the report.

Audix Technology Corp.
No. 53-11, Dingfu, Linkou, Dist.,
New Taipei City244, Taiwan

Tel: +886 2 26099301
Fax: +886 2 26099303

Mode	802.11ax-HE20	Frequency	TX 2412MHz

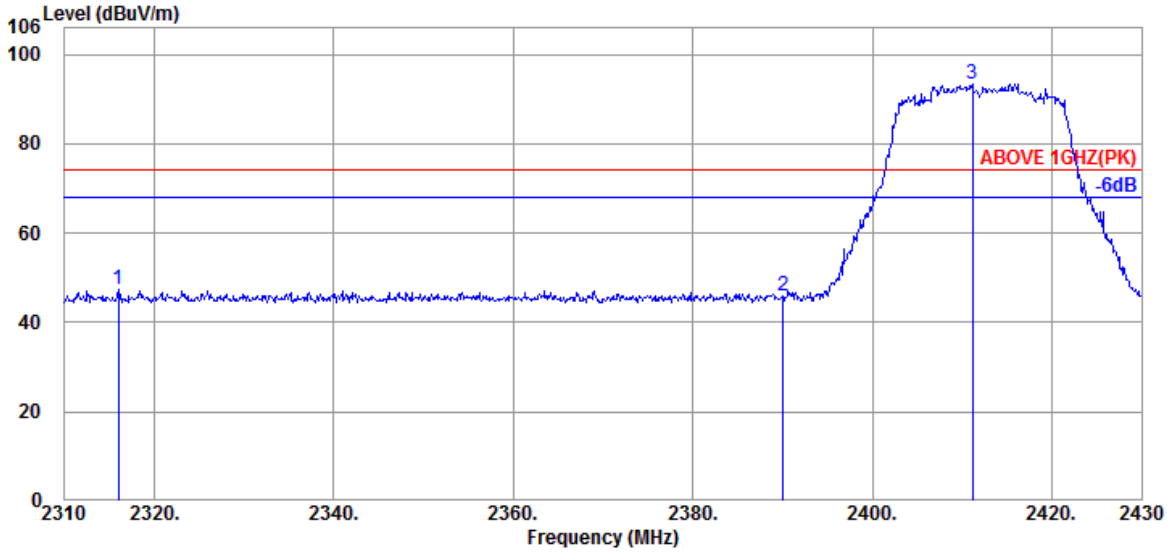

Antenna at Horizontal Polarization

Emission Frequency (MHz)	Antenna Factor (dB/m)	Cable Loss (dB)	Preamp Gain (dB)	Read Level (dBµV)	Emission Level (dBµV/m)	Limits (dBµV/m)	Margin (dB)	Detector
2316.000	31.99	7.91	34.56	42.06	47.40	74.00	26.60	Peak
2390.040	32.44	7.95	34.58	40.03	45.84	74.00	28.16	Peak
@ 2411.160	32.43	7.96	34.59	87.64	93.44	---	---	Peak

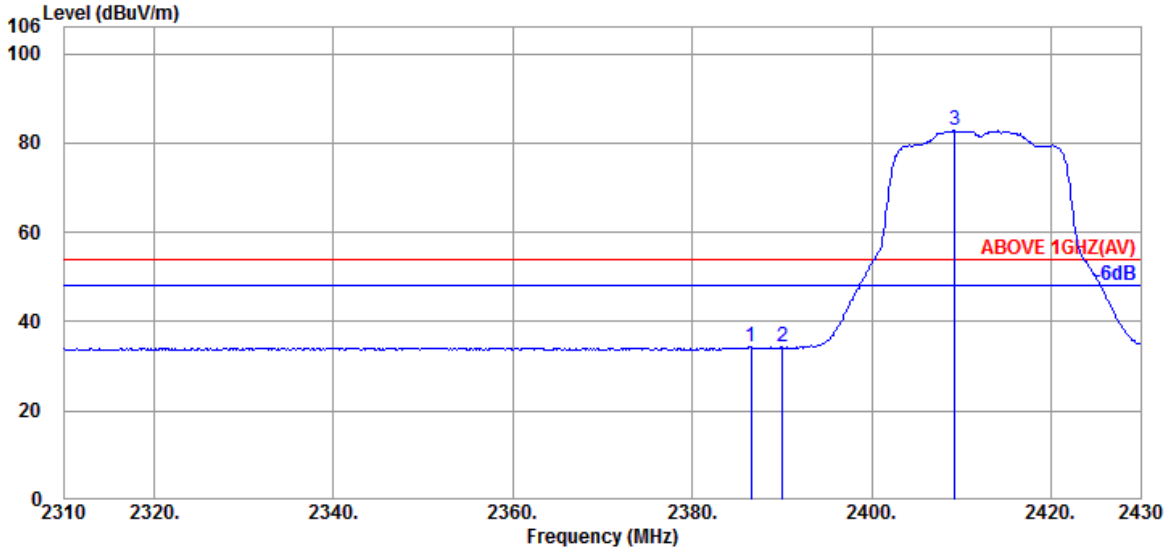

Antenna at Horizontal Polarization

Emission Frequency (MHz)	Antenna Factor (dB/m)	Cable Loss (dB)	Preamp Gain (dB)	Read Level (dBµV)	Emission Level (dBµV/m)	Limits (dBµV/m)	Margin (dB)	Detector
2386.560	32.44	7.95	34.58	28.45	34.26	54.00	19.74	Average
2390.040	32.44	7.95	34.58	28.43	34.24	54.00	19.76	Average
@ 2409.240	32.43	7.96	34.59	76.95	82.75	---	---	Average

Remark: The "@" means fundamental frequency, it is ignored in this section.

This test report may be reproduced in full only. The document may only be updated by Audix Technology Corp. personnel. Any changes will be noted in the Document History section of the report.

Audix Technology Corp.
No. 53-11, Dingfu, Linkou, Dist.,
New Taipei City244, Taiwan
Tel: +886 2 26099301
Fax: +886 2 26099303

Mode	802.11ax-HE20	Frequency	TX 2412MHz

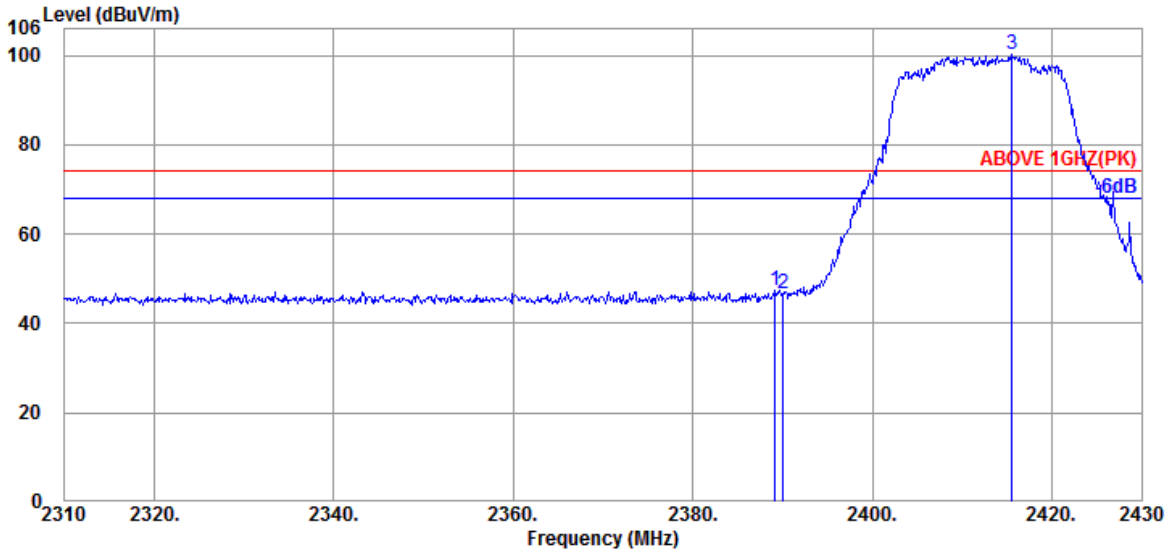

Antenna at Vertical Polarization

	Emission Frequency (MHz)	Antenna Factor (dB/m)	Cable Loss (dB)	Preamp Gain (dB)	Read Level (dBμV)	Emission Level (dBμV/m)	Limits (dBμV/m)	Margin (dB)	Detector
	2389.200	32.44	7.95	34.58	41.47	47.28	74.00	26.72	Peak
	2390.040	32.44	7.95	34.58	40.97	46.78	74.00	27.22	Peak
@	2415.600	32.36	7.96	34.59	94.50	100.23	---	---	Peak

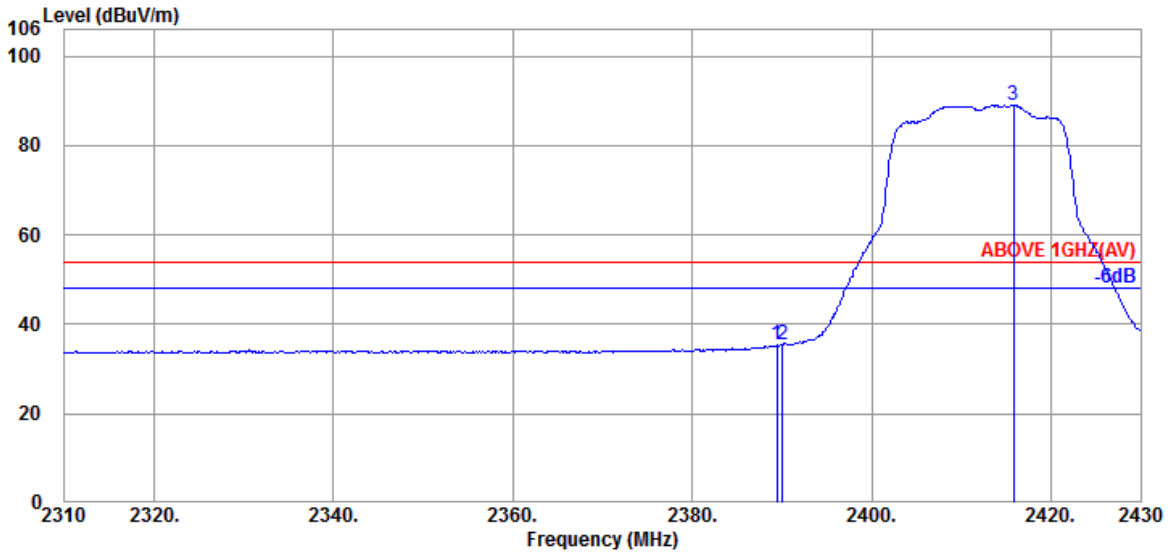

Antenna at Vertical Polarization

	Emission Frequency (MHz)	Antenna Factor (dB/m)	Cable Loss (dB)	Preamp Gain (dB)	Read Level (dBμV)	Emission Level (dBμV/m)	Limits (dBμV/m)	Margin (dB)	Detector
	2389.440	32.44	7.95	34.58	29.57	35.38	54.00	18.62	Average
	2390.040	32.44	7.95	34.58	29.77	35.58	54.00	18.42	Average
@	2415.840	32.36	7.96	34.59	83.36	89.09	---	---	Average

Remark: The "@" means fundamental frequency, it is ignored in this section.

This test report may be reproduced in full only. The document may only be updated by Audix Technology Corp. personnel. Any changes will be noted in the Document History section of the report.

Audix Technology Corp.
No. 53-11, Dingfu, Linkou, Dist.,
New Taipei City244, Taiwan

Tel: +886 2 26099301
Fax: +886 2 26099303

Mode	802.11ax-HE20	Frequency	TX 2417MHz

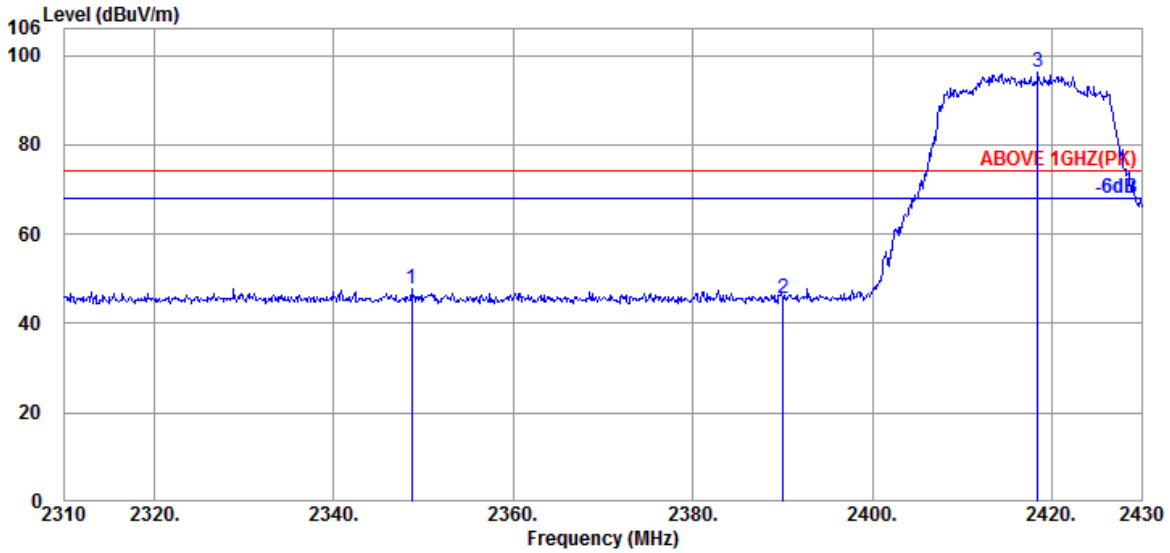

Antenna at Horizontal Polarization

	Emission Frequency (MHz)	Antenna Factor (dB/m)	Cable Loss (dB)	Preamp Gain (dB)	Read Level (dBμV)	Emission Level (dBμV/m)	Limits (dBμV/m)	Margin (dB)	Detector
	2348.640	32.24	7.93	34.57	42.03	47.63	74.00	26.37	Peak
	2390.040	32.44	7.95	34.58	39.78	45.59	74.00	28.41	Peak
@	2418.480	32.29	7.96	34.59	90.46	96.12	---	---	Peak

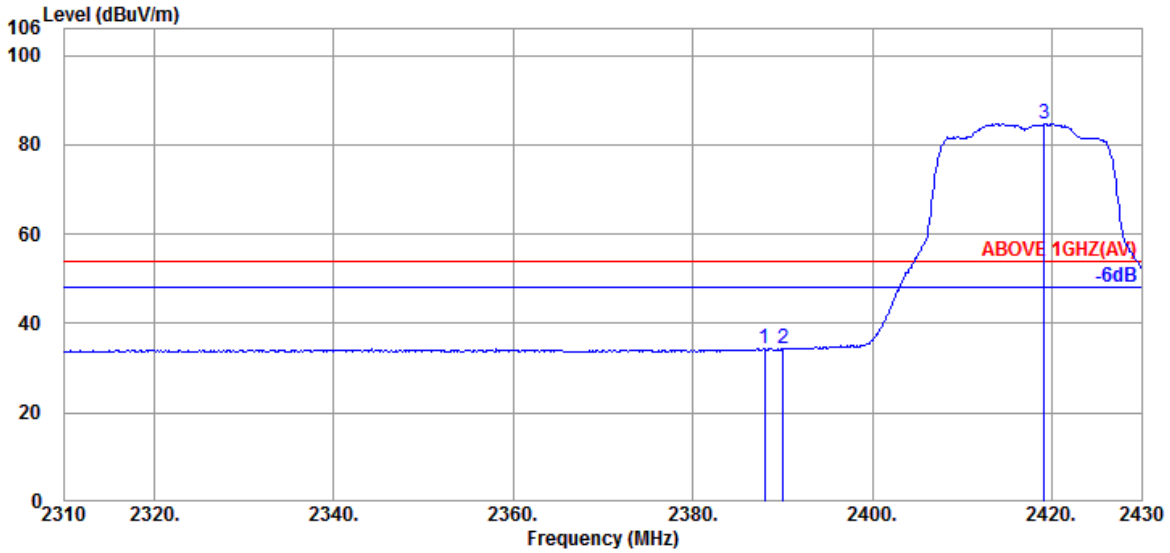

Antenna at Horizontal Polarization

	Emission Frequency (MHz)	Antenna Factor (dB/m)	Cable Loss (dB)	Preamp Gain (dB)	Read Level (dBμV)	Emission Level (dBμV/m)	Limits (dBμV/m)	Margin (dB)	Detector
	2388.000	32.44	7.95	34.58	28.56	34.37	54.00	19.63	Average
	2390.040	32.44	7.95	34.58	28.61	34.42	54.00	19.58	Average
@	2419.200	32.29	7.96	34.59	79.00	84.66	---	---	Average

Remark: The "@" means fundamental frequency, it is ignored in this section.

This test report may be reproduced in full only. The document may only be updated by Audix Technology Corp. personnel. Any changes will be noted in the Document History section of the report.

Audix Technology Corp.
No. 53-11, Dingfu, Linkou, Dist.,
New Taipei City244, Taiwan
Tel: +886 2 26099301
Fax: +886 2 26099303

Mode	802.11ax-HE20	Frequency	TX 2417MHz

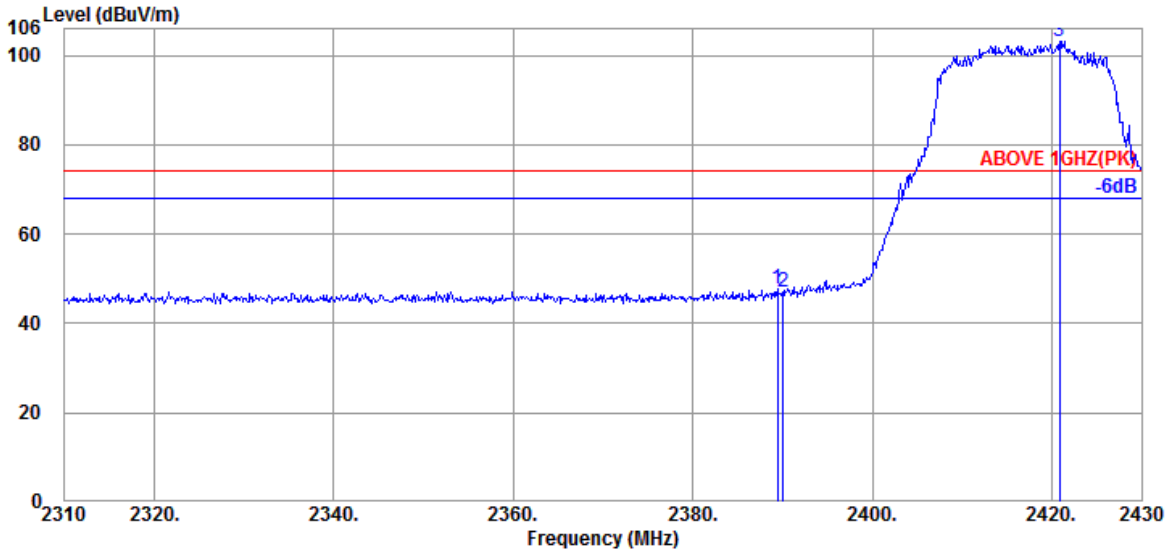

Antenna at Vertical Polarization

	Emission Frequency (MHz)	Antenna Factor (dB/m)	Cable Loss (dB)	Preamp Gain (dB)	Read Level (dBµV)	Emission Level (dBµV/m)	Limits (dBµV/m)	Margin (dB)	Detector
	2389.440	32.44	7.95	34.58	41.83	47.64	74.00	26.36	Peak
	2390.040	32.44	7.95	34.58	41.23	47.04	74.00	26.96	Peak
@	2420.880	32.29	7.96	34.59	97.61	103.27	---	---	Peak

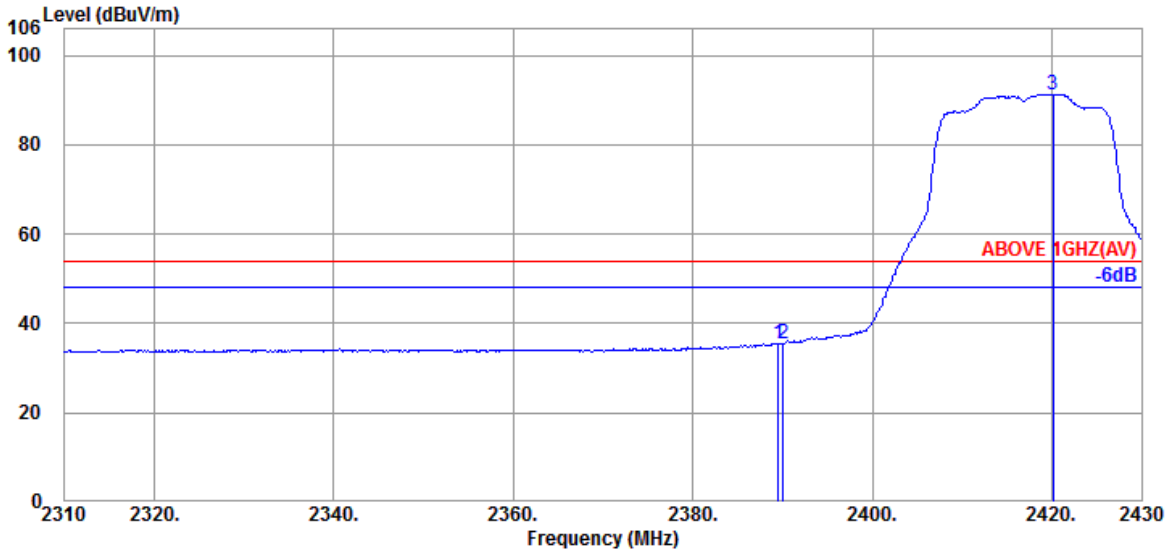

Antenna at Vertical Polarization

	Emission Frequency (MHz)	Antenna Factor (dB/m)	Cable Loss (dB)	Preamp Gain (dB)	Read Level (dBµV)	Emission Level (dBµV/m)	Limits (dBµV/m)	Margin (dB)	Detector
	2389.560	32.44	7.95	34.58	29.78	35.59	54.00	18.41	Average
	2390.040	32.44	7.95	34.58	29.70	35.51	54.00	18.49	Average
@	2420.160	32.29	7.96	34.59	85.68	91.34	---	---	Average

Remark: The "@" means fundamental frequency, it is ignored in this section.

This test report may be reproduced in full only. The document may only be updated by Audix Technology Corp. personnel. Any changes will be noted in the Document History section of the report.

Audix Technology Corp.
No. 53-11, Dingfu, Linkou, Dist.,
New Taipei City244, Taiwan
Tel: +886 2 26099301
Fax: +886 2 26099303

Mode	802.11ax-HE20	Frequency	TX 2457MHz

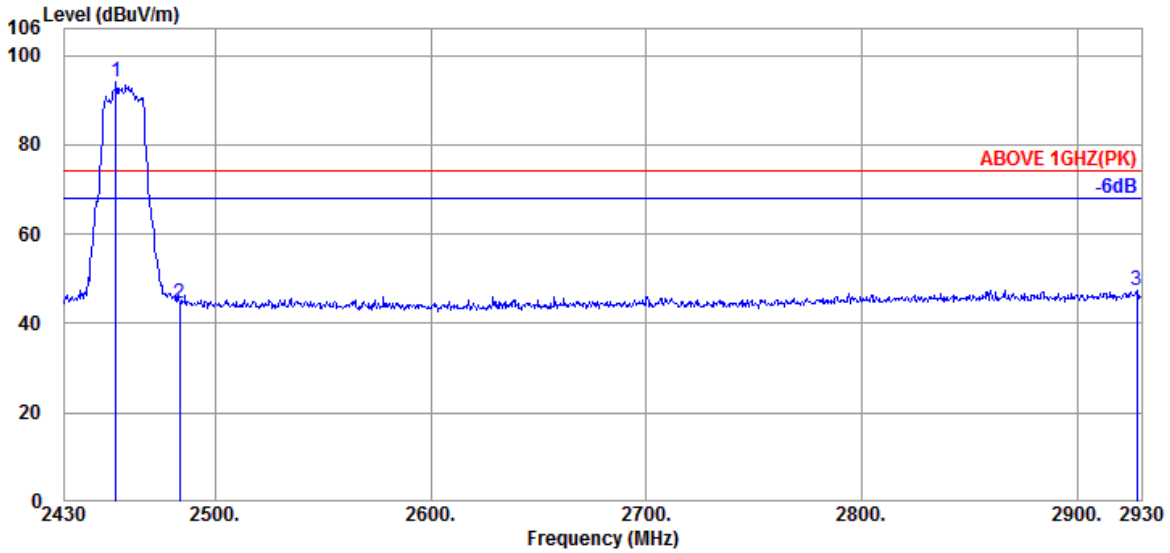

Antenna at Horizontal Polarization

Emission Frequency (MHz)	Antenna Factor (dB/m)	Cable Loss (dB)	Preamp Gain (dB)	Read Level (dBµV)	Emission Level (dBµV/m)	Limits (dBµV/m)	Margin (dB)	Detector
@ 2454.000	32.03	7.98	34.60	88.69	94.10	---	---	Peak
2483.500	32.14	7.99	34.61	38.94	44.46	74.00	29.54	Peak
2928.000	32.93	8.19	34.69	41.12	47.55	74.00	26.45	Peak

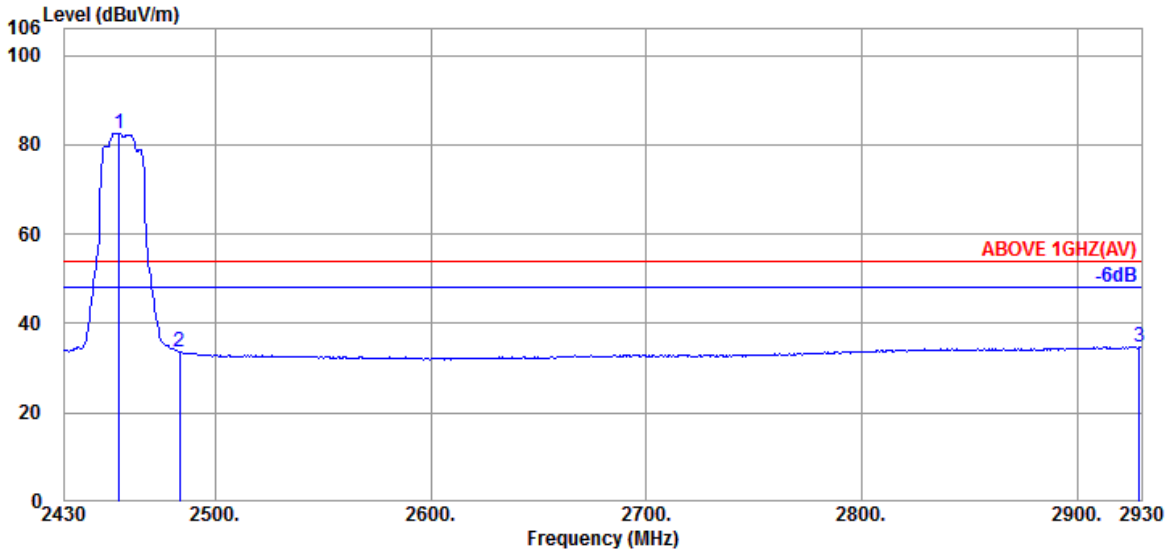

Antenna at Horizontal Polarization

Emission Frequency (MHz)	Antenna Factor (dB/m)	Cable Loss (dB)	Preamp Gain (dB)	Read Level (dBµV)	Emission Level (dBµV/m)	Limits (dBµV/m)	Margin (dB)	Detector
@ 2455.500	32.03	7.98	34.60	77.18	82.59	---	---	Average
2483.500	32.14	7.99	34.61	28.26	33.78	54.00	20.22	Average
2929.000	32.93	8.19	34.69	28.33	34.76	54.00	19.24	Average

Remark: The "@" means fundamental frequency, it is ignored in this section.

This test report may be reproduced in full only. The document may only be updated by Audix Technology Corp. personnel. Any changes will be noted in the Document History section of the report.

Audix Technology Corp.
No. 53-11, Dingfu, Linkou, Dist.,
New Taipei City244, Taiwan
Tel: +886 2 26099301
Fax: +886 2 26099303

Mode	802.11ax-HE20	Frequency	TX 2457MHz

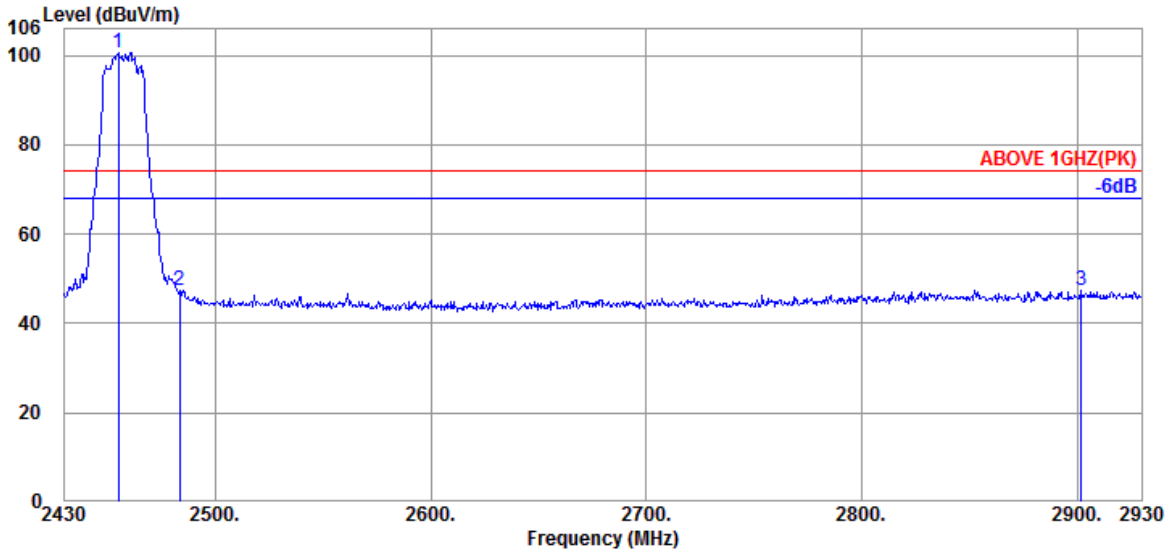

Antenna at Vertical Polarization

Emission Frequency (MHz)	Antenna Factor (dB/m)	Cable Loss (dB)	Preamp Gain (dB)	Read Level (dBµV)	Emission Level (dBµV/m)	Limits (dBµV/m)	Margin (dB)	Detector
@ 2455.000	32.03	7.98	34.60	95.26	100.67	---	---	Peak
2483.500	32.14	7.99	34.61	41.81	47.33	74.00	26.67	Peak
2902.000	32.83	8.18	34.68	41.24	47.57	74.00	26.43	Peak

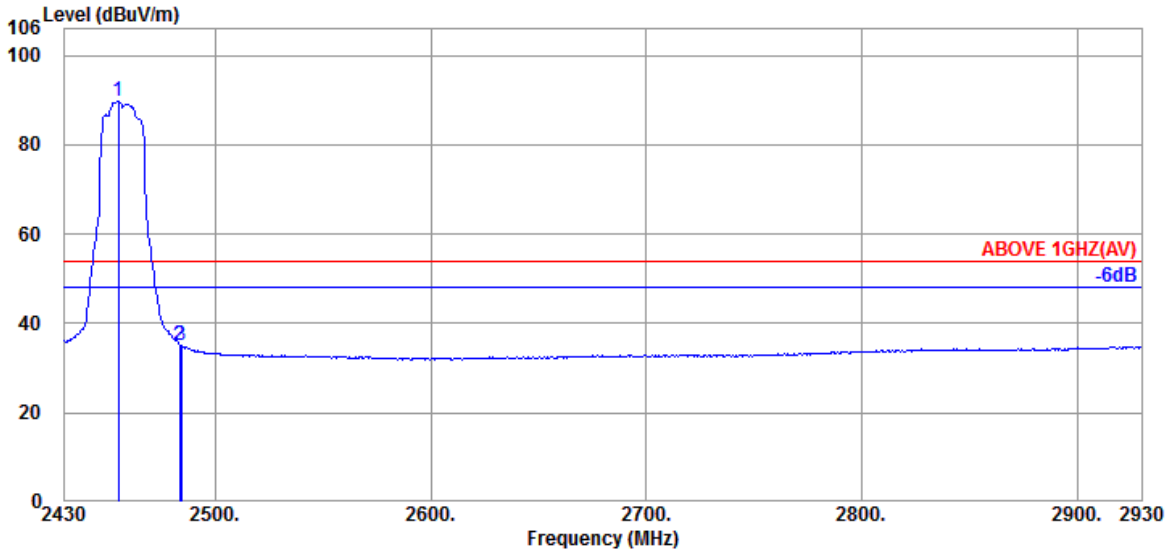

Antenna at Vertical Polarization

Emission Frequency (MHz)	Antenna Factor (dB/m)	Cable Loss (dB)	Preamp Gain (dB)	Read Level (dBµV)	Emission Level (dBµV/m)	Limits (dBµV/m)	Margin (dB)	Detector
@ 2455.000	32.03	7.98	34.60	84.25	89.66	---	---	Average
2483.500	32.14	7.99	34.61	29.67	35.19	54.00	18.81	Average
2484.000	32.14	7.99	34.61	29.68	35.20	54.00	18.80	Average

Remark: The "@" means fundamental frequency, it is ignored in this section.

This test report may be reproduced in full only. The document may only be updated by Audix Technology Corp. personnel. Any changes will be noted in the Document History section of the report.

Audix Technology Corp.
No. 53-11, Dingfu, Linkou, Dist.,
New Taipei City244, Taiwan
Tel: +886 2 26099301
Fax: +886 2 26099303

Mode	802.11ax-HE20	Frequency	TX 2462MHz

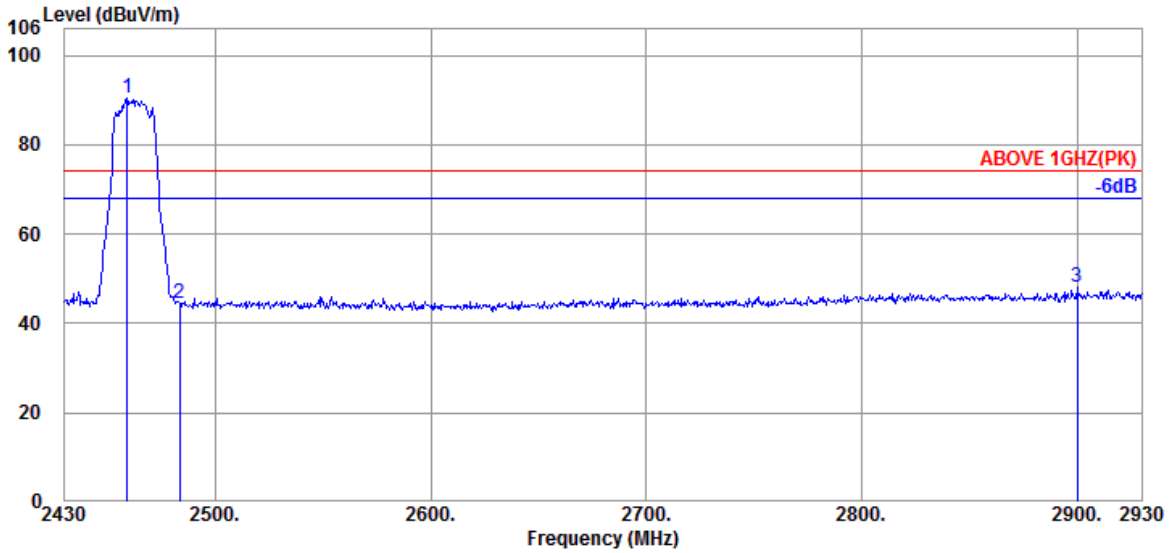

Antenna at Horizontal Polarization

Emission Frequency (MHz)	Antenna Factor (dB/m)	Cable Loss (dB)	Preamp Gain (dB)	Read Level (dBµV)	Emission Level (dBµV/m)	Limits (dBµV/m)	Margin (dB)	Detector
@ 2459.000	32.03	7.98	34.60	85.18	90.59	---	---	Peak
2483.500	32.14	7.99	34.61	39.09	44.61	74.00	29.39	Peak
2900.000	32.80	8.18	34.68	41.77	48.07	74.00	25.93	Peak

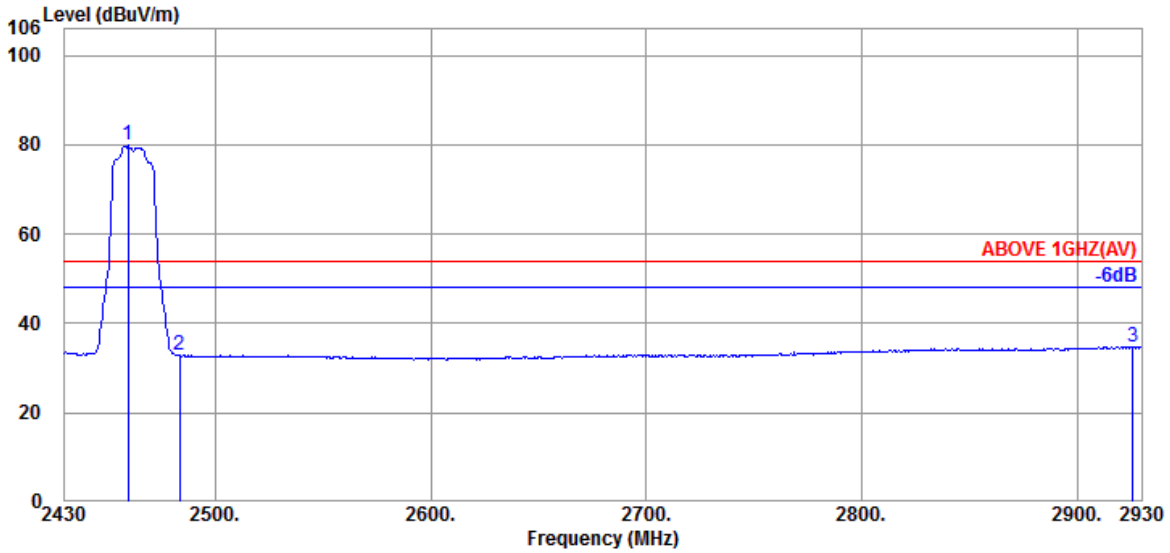

Antenna at Horizontal Polarization

Emission Frequency (MHz)	Antenna Factor (dB/m)	Cable Loss (dB)	Preamp Gain (dB)	Read Level (dBµV)	Emission Level (dBµV/m)	Limits (dBµV/m)	Margin (dB)	Detector
@ 2459.500	32.03	7.98	34.60	74.41	79.82	---	---	Average
2483.500	32.14	7.99	34.61	27.29	32.81	54.00	21.19	Average
2926.000	32.90	8.19	34.69	28.34	34.74	54.00	19.26	Average

Remark: The "@" means fundamental frequency, it is ignored in this section.

This test report may be reproduced in full only. The document may only be updated by Audix Technology Corp. personnel. Any changes will be noted in the Document History section of the report.

Audix Technology Corp.
No. 53-11, Dingfu, Linkou, Dist.,
New Taipei City244, Taiwan
Tel: +886 2 26099301
Fax: +886 2 26099303

Mode	802.11ax-HE20	Frequency	TX 2462MHz

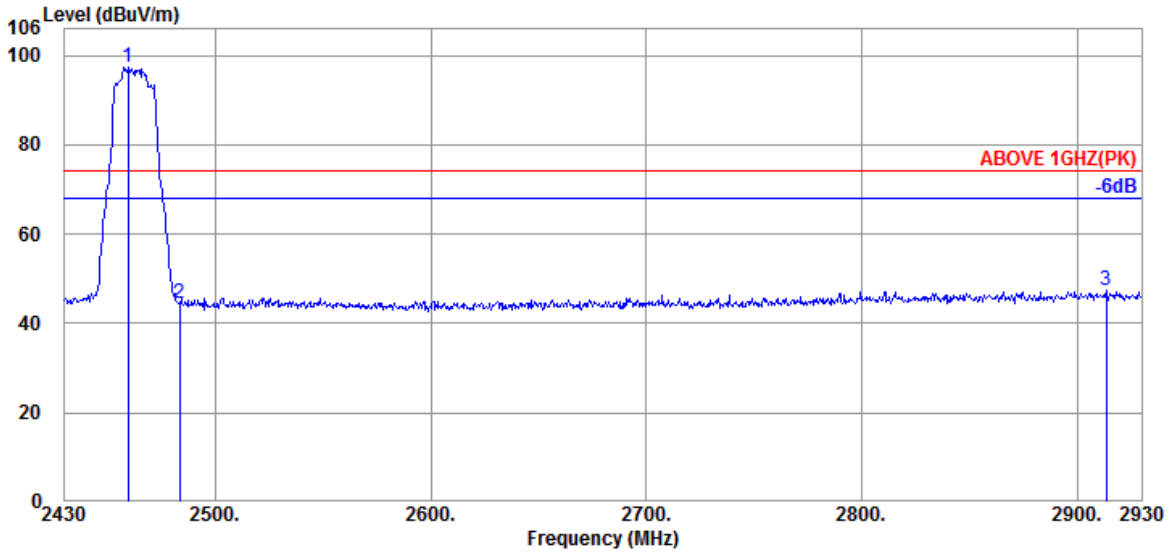

Antenna at Vertical Polarization

Emission Frequency (MHz)	Antenna Factor (dB/m)	Cable Loss (dB)	Preamp Gain (dB)	Read Level (dBμV)	Emission Level (dBμV/m)	Limits (dBμV/m)	Margin (dB)	Detector
@ 2459.500	32.03	7.98	34.60	92.07	97.48	---	---	Peak
2483.500	32.14	7.99	34.61	38.88	44.40	74.00	29.60	Peak
2913.500	32.87	8.18	34.69	41.18	47.54	74.00	26.46	Peak

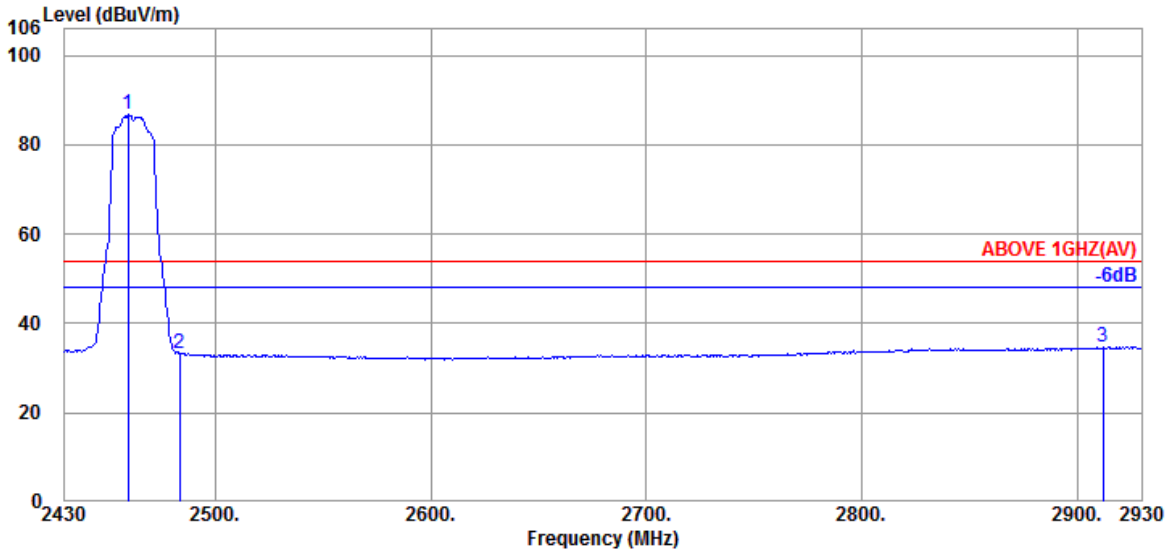

Antenna at Vertical Polarization

Emission Frequency (MHz)	Antenna Factor (dB/m)	Cable Loss (dB)	Preamp Gain (dB)	Read Level (dBμV)	Emission Level (dBμV/m)	Limits (dBμV/m)	Margin (dB)	Detector
@ 2459.500	32.03	7.98	34.60	81.26	86.67	---	---	Average
2483.500	32.14	7.99	34.61	27.77	33.29	54.00	20.71	Average
2912.000	32.87	8.18	34.69	28.42	34.78	54.00	19.22	Average

Remark: The "@" means fundamental frequency, it is ignored in this section.

This test report may be reproduced in full only. The document may only be updated by Audix Technology Corp. personnel. Any changes will be noted in the Document History section of the report.

Audix Technology Corp.
No. 53-11, Dingfu, Linkou, Dist.,
New Taipei City244, Taiwan
Tel: +886 2 26099301
Fax: +886 2 26099303

Mode	802.11ax-HE20	Frequency	TX 2467MHz

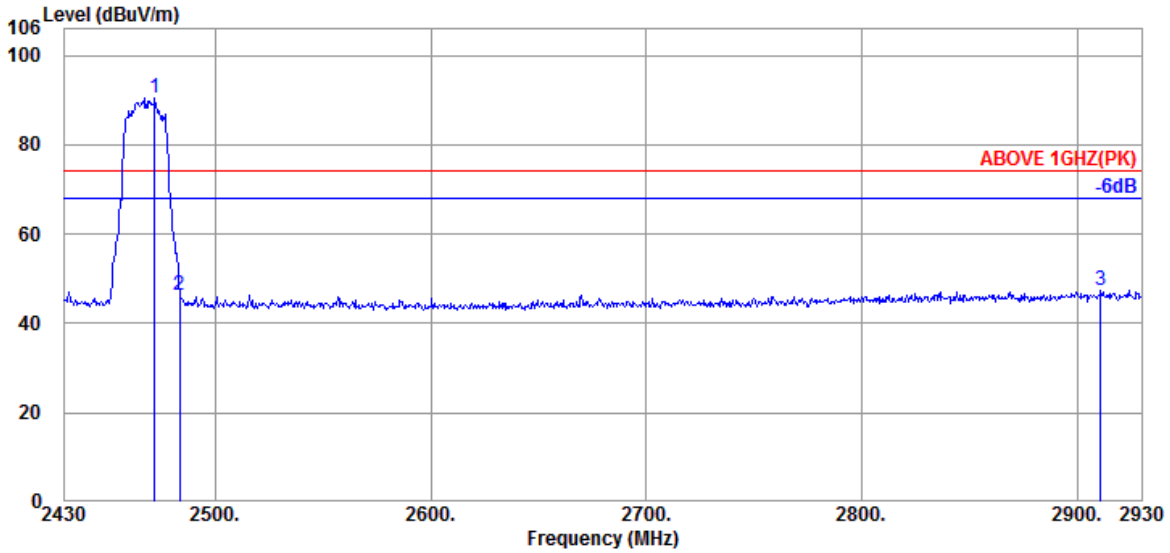

Antenna at Horizontal Polarization

Emission Frequency (MHz)	Antenna Factor (dB/m)	Cable Loss (dB)	Preamp Gain (dB)	Read Level (dBμV)	Emission Level (dBμV/m)	Limits (dBμV/m)	Margin (dB)	Detector
@ 2472.000	32.09	7.99	34.60	85.07	90.55	---	---	Peak
2483.500	32.14	7.99	34.61	40.89	46.41	74.00	27.59	Peak
2911.000	32.87	8.18	34.69	41.19	47.55	74.00	26.45	Peak

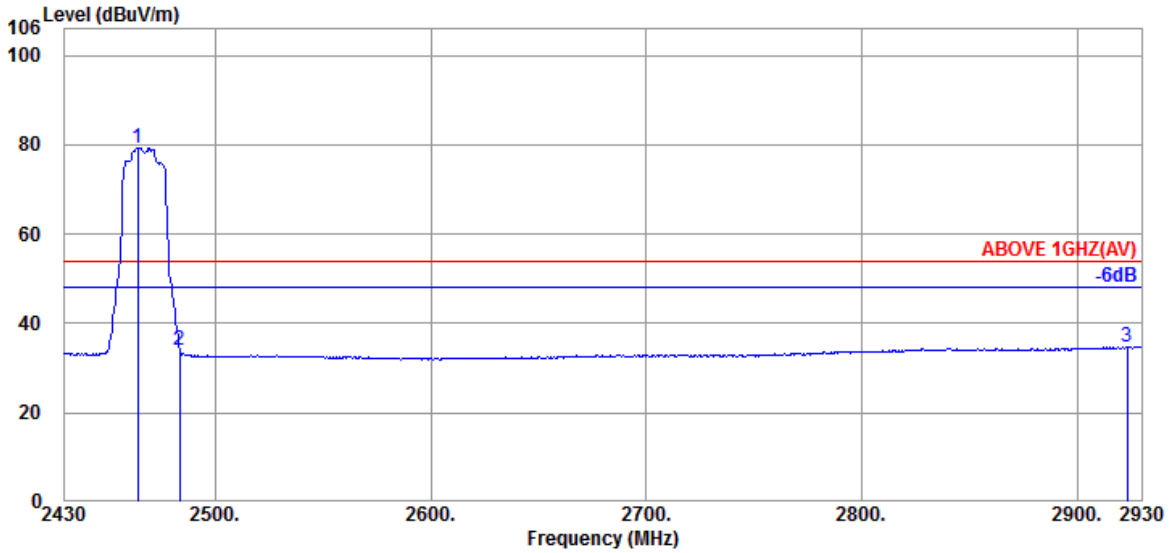

Antenna at Horizontal Polarization

Emission Frequency (MHz)	Antenna Factor (dB/m)	Cable Loss (dB)	Preamp Gain (dB)	Read Level (dBμV)	Emission Level (dBμV/m)	Limits (dBμV/m)	Margin (dB)	Detector
@ 2464.000	32.06	7.98	34.60	73.79	79.23	---	---	Average
2483.500	32.14	7.99	34.61	28.47	33.99	54.00	20.01	Average
2923.500	32.90	8.19	34.69	28.50	34.90	54.00	19.10	Average

Remark: The "@" means fundamental frequency, it is ignored in this section.

This test report may be reproduced in full only. The document may only be updated by Audix Technology Corp. personnel. Any changes will be noted in the Document History section of the report.

Audix Technology Corp.
No. 53-11, Dingfu, Linkou, Dist.,
New Taipei City244, Taiwan
Tel: +886 2 26099301
Fax: +886 2 26099303

Mode	802.11ax-HE20	Frequency	TX 2467MHz

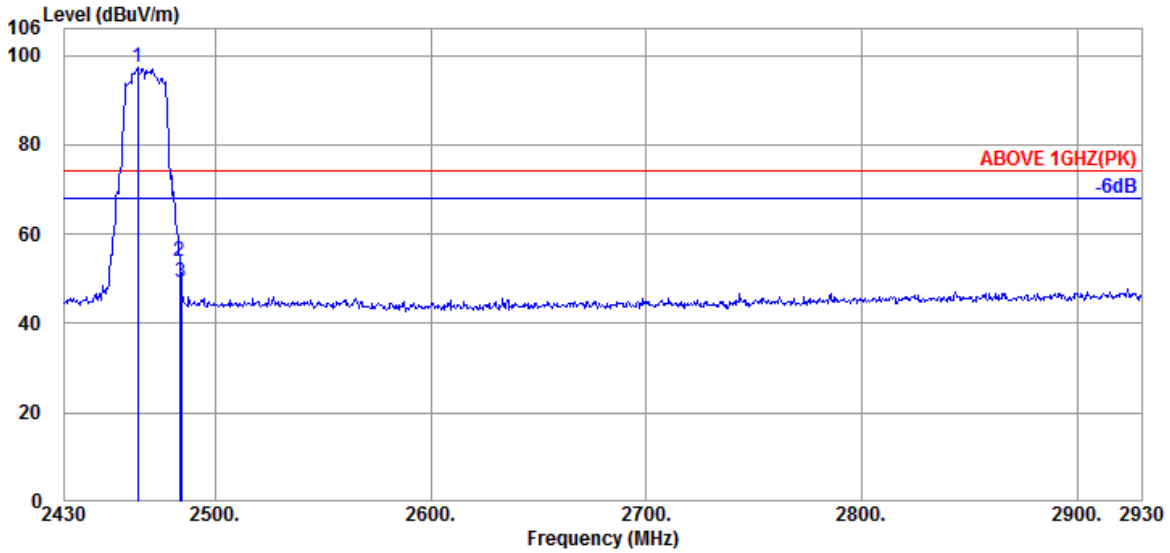

Antenna at Vertical Polarization

Emission Frequency (MHz)	Antenna Factor (dB/m)	Cable Loss (dB)	Preamp Gain (dB)	Read Level (dBµV)	Emission Level (dBµV/m)	Limits (dBµV/m)	Margin (dB)	Detector
@ 2464.000	32.06	7.98	34.60	91.91	97.35	---	---	Peak
2483.500	32.14	7.99	34.61	48.30	53.82	74.00	20.18	Peak
2484.000	32.14	7.99	34.61	43.79	49.31	74.00	24.69	Peak

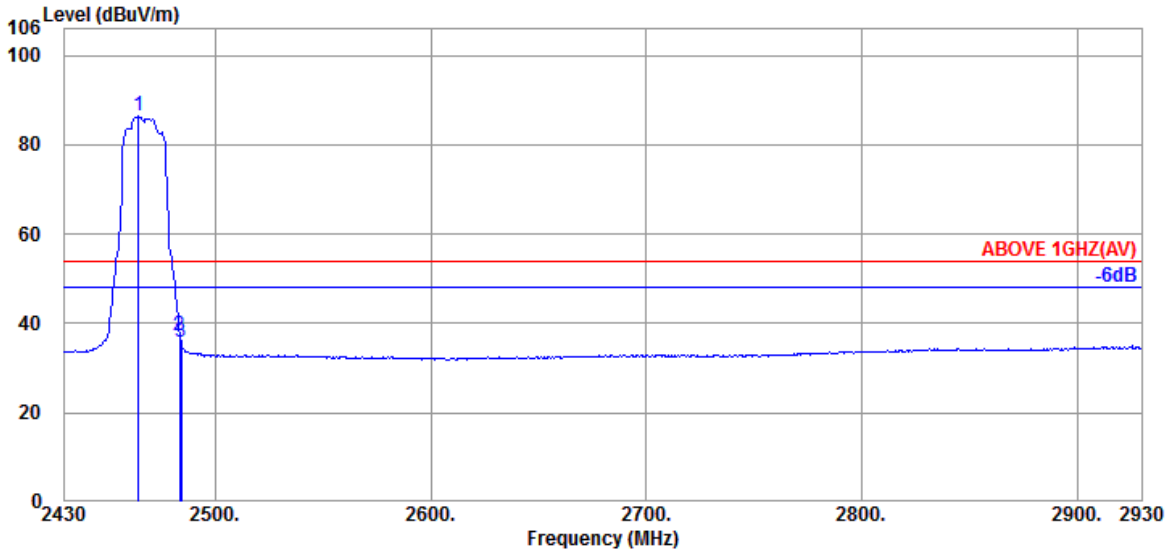

Antenna at Vertical Polarization

Emission Frequency (MHz)	Antenna Factor (dB/m)	Cable Loss (dB)	Preamp Gain (dB)	Read Level (dBµV)	Emission Level (dBµV/m)	Limits (dBµV/m)	Margin (dB)	Detector
@ 2464.500	32.06	7.98	34.60	80.88	86.32	---	---	Average
2483.500	32.14	7.99	34.61	31.74	37.26	54.00	16.74	Average
2484.000	32.14	7.99	34.61	30.47	35.99	54.00	18.01	Average

Remark: The "@" means fundamental frequency, it is ignored in this section.

This test report may be reproduced in full only. The document may only be updated by Audix Technology Corp. personnel. Any changes will be noted in the Document History section of the report.

Audix Technology Corp.
No. 53-11, Dingfu, Linkou, Dist.,
New Taipei City244, Taiwan
Tel: +886 2 26099301
Fax: +886 2 26099303

Mode	802.11ax-HE20	Frequency	TX 2472MHz

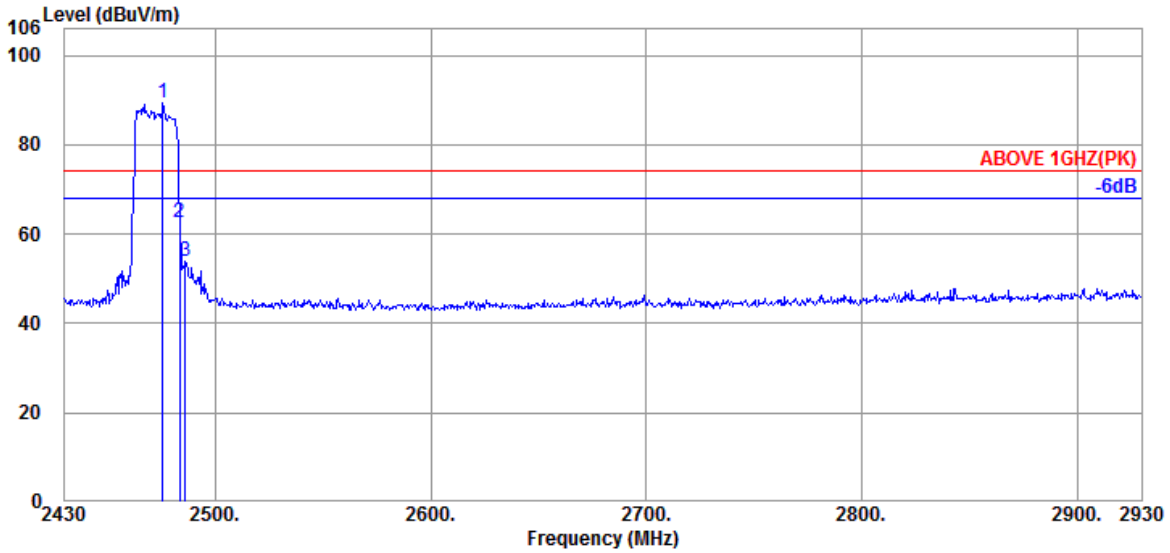

Antenna at Horizontal Polarization

Emission Frequency (MHz)	Antenna Factor (dB/m)	Cable Loss (dB)	Preamp Gain (dB)	Read Level (dBµV)	Emission Level (dBµV/m)	Limits (dBµV/m)	Margin (dB)	Detector
@ 2475.500	32.11	7.99	34.60	83.82	89.32	---	---	Peak
2483.500	32.14	7.99	34.61	56.99	62.51	74.00	11.49	Peak
2486.000	32.14	8.00	34.61	48.46	53.99	74.00	20.01	Peak

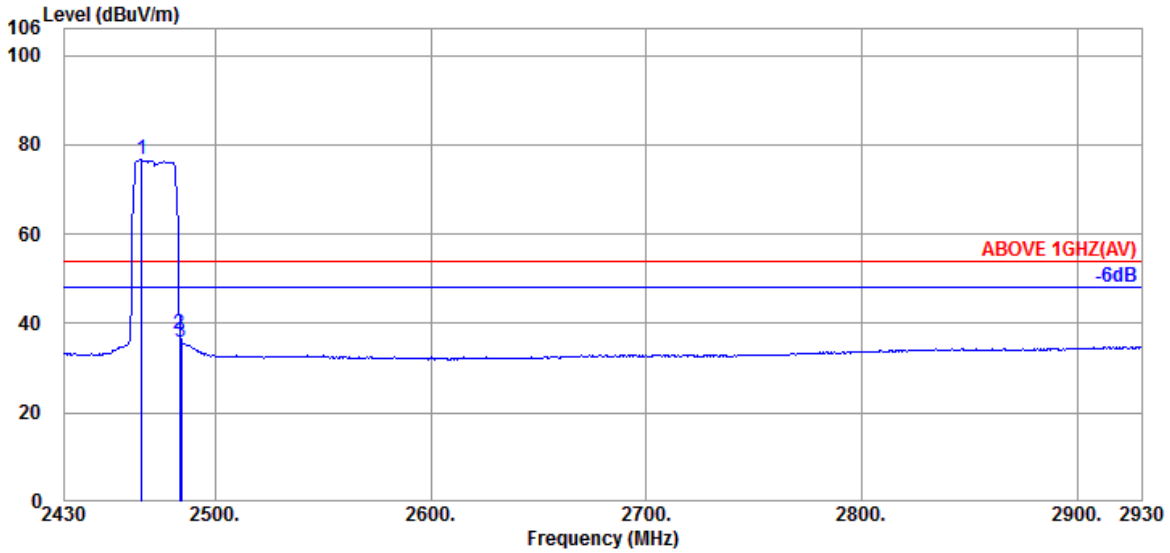

Antenna at Horizontal Polarization

Emission Frequency (MHz)	Antenna Factor (dB/m)	Cable Loss (dB)	Preamp Gain (dB)	Read Level (dBµV)	Emission Level (dBµV/m)	Limits (dBµV/m)	Margin (dB)	Detector
@ 2466.000	32.06	7.98	34.60	71.17	76.61	---	---	Average
2483.500	32.14	7.99	34.61	32.03	37.55	54.00	16.45	Average
2484.000	32.14	7.99	34.61	30.43	35.95	54.00	18.05	Average

Remark: The "@" means fundamental frequency, it is ignored in this section.

This test report may be reproduced in full only. The document may only be updated by Audix Technology Corp. personnel. Any changes will be noted in the Document History section of the report.

Audix Technology Corp.
No. 53-11, Dingfu, Linkou, Dist.,
New Taipei City244, Taiwan
Tel: +886 2 26099301
Fax: +886 2 26099303

Mode	802.11ax-HE20	Frequency	TX 2472MHz

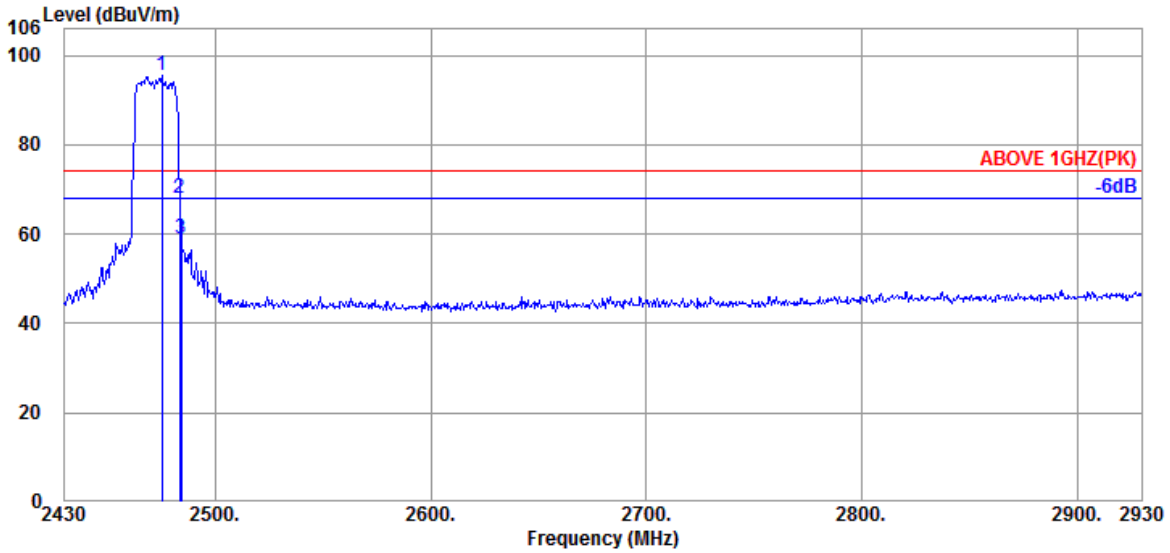

Antenna at Vertical Polarization

Emission Frequency (MHz)	Antenna Factor (dB/m)	Cable Loss (dB)	Preamp Gain (dB)	Read Level (dBμV)	Emission Level (dBμV/m)	Limits (dBμV/m)	Margin (dB)	Detector
@ 2475.000	32.11	7.99	34.60	89.86	95.36	---	---	Peak
2483.500	32.14	7.99	34.61	62.57	68.09	74.00	5.91	Peak
2484.000	32.14	7.99	34.61	53.52	59.04	74.00	14.96	Peak

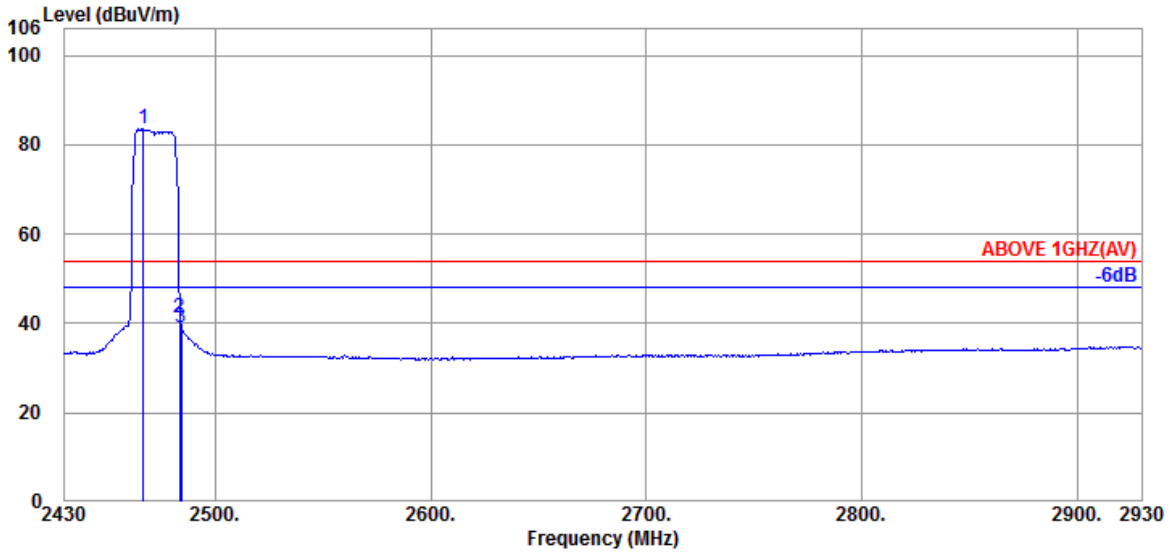

Antenna at Vertical Polarization

Emission Frequency (MHz)	Antenna Factor (dB/m)	Cable Loss (dB)	Preamp Gain (dB)	Read Level (dBμV)	Emission Level (dBμV/m)	Limits (dBμV/m)	Margin (dB)	Detector
@ 2466.500	32.06	7.98	34.60	78.25	83.69	---	---	Average
2483.500	32.14	7.99	34.61	35.80	41.32	54.00	12.68	Average
2484.000	32.14	7.99	34.61	33.54	39.06	54.00	14.94	Average

Remark: The "@" means fundamental frequency, it is ignored in this section.

This test report may be reproduced in full only. The document may only be updated by Audix Technology Corp. personnel. Any changes will be noted in the Document History section of the report.

Audix Technology Corp.
No. 53-11, Dingfu, Linkou, Dist.,
New Taipei City244, Taiwan
Tel: +886 2 26099301
Fax: +886 2 26099303

Mode	802.11ax-HE40	Frequency	TX 2422MHz

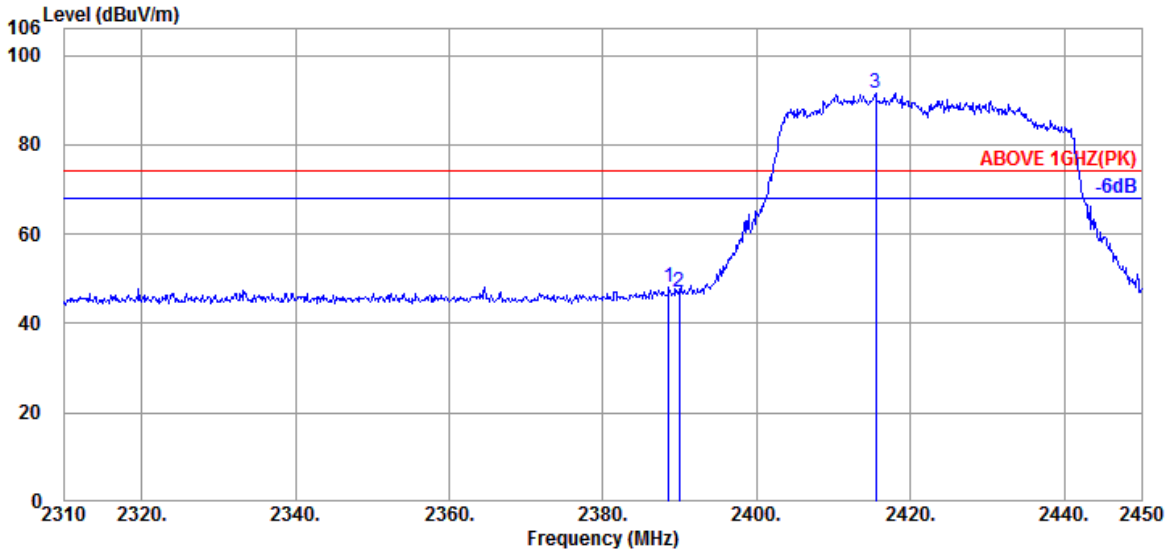

Antenna at Horizontal Polarization

Emission Frequency (MHz)	Antenna Factor (dB/m)	Cable Loss (dB)	Preamp Gain (dB)	Read Level (dBµV)	Emission Level (dBµV/m)	Limits (dBµV/m)	Margin (dB)	Detector
2388.540	32.44	7.95	34.58	42.36	48.17	74.00	25.83	Peak
2389.940	32.44	7.95	34.58	41.20	47.01	74.00	26.99	Peak
@ 2415.420	32.36	7.96	34.59	85.83	91.56	---	---	Peak

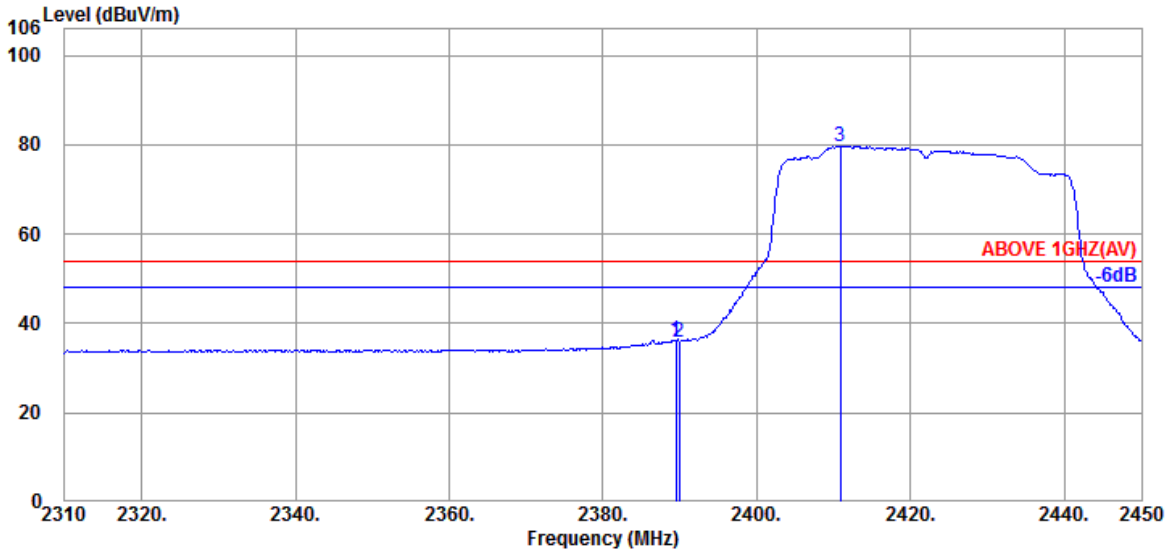

Antenna at Horizontal Polarization

Emission Frequency (MHz)	Antenna Factor (dB/m)	Cable Loss (dB)	Preamp Gain (dB)	Read Level (dBµV)	Emission Level (dBµV/m)	Limits (dBµV/m)	Margin (dB)	Detector
2389.520	3`2.44	7.95	34.58	30.48	36.29	54.00	17.71	Average
2389.940	32.44	7.95	34.58	30.16	35.97	54.00	18.03	Average
@ 2410.800	32.43	7.96	34.59	73.88	79.68	---	---	Average

Remark: The "@" means fundamental frequency, it is ignored in this section.

This test report may be reproduced in full only. The document may only be updated by Audix Technology Corp. personnel. Any changes will be noted in the Document History section of the report.

Audix Technology Corp.
No. 53-11, Dingfu, Linkou, Dist.,
New Taipei City244, Taiwan
Tel: +886 2 26099301
Fax: +886 2 26099303

Mode	802.11ax-HE40	Frequency	TX 2422MHz

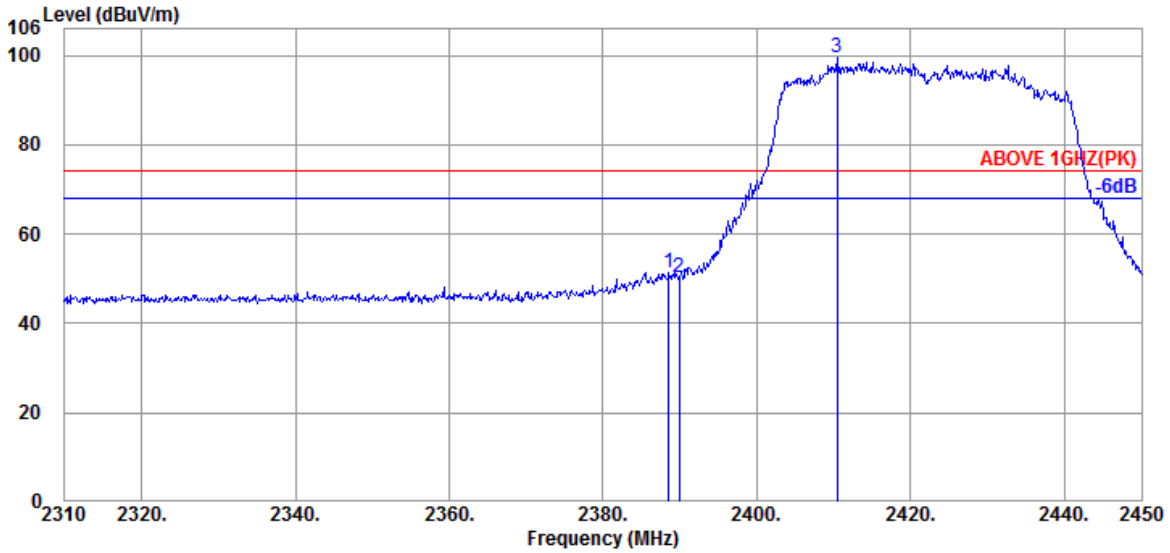

Antenna at Vertical Polarization

	Emission Frequency (MHz)	Antenna Factor (dB/m)	Cable Loss (dB)	Preamp Gain (dB)	Read Level (dBμV)	Emission Level (dBμV/m)	Limits (dBμV/m)	Margin (dB)	Detector
	2388.540	32.44	7.95	34.58	45.56	51.37	74.00	22.63	Peak
	2389.940	32.44	7.95	34.58	44.61	50.42	74.00	23.58	Peak
@	2410.380	32.43	7.96	34.59	93.53	99.33	---	---	Peak

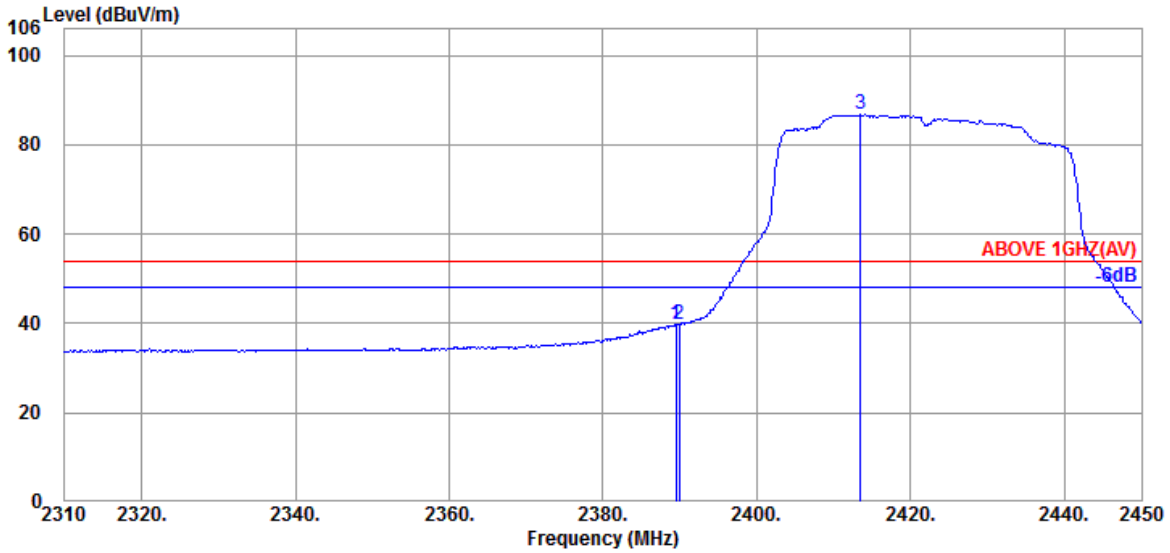

Antenna at Vertical Polarization

	Emission Frequency (MHz)	Antenna Factor (dB/m)	Cable Loss (dB)	Preamp Gain (dB)	Read Level (dBμV)	Emission Level (dBμV/m)	Limits (dBμV/m)	Margin (dB)	Detector
	2389.520	32.44	7.95	34.58	33.96	39.77	54.00	14.23	Average
	2389.940	32.44	7.95	34.58	33.94	39.75	54.00	14.25	Average
@	2413.460	32.36	7.96	34.59	80.92	86.65	---	---	Average

Remark: The "@" means fundamental frequency, it is ignored in this section.

This test report may be reproduced in full only. The document may only be updated by Audix Technology Corp. personnel. Any changes will be noted in the Document History section of the report.

Audix Technology Corp.
No. 53-11, Dingfu, Linkou, Dist.,
New Taipei City244, Taiwan
Tel: +886 2 26099301
Fax: +886 2 26099303

Mode	802.11ax-HE40	Frequency	TX 2427MHz

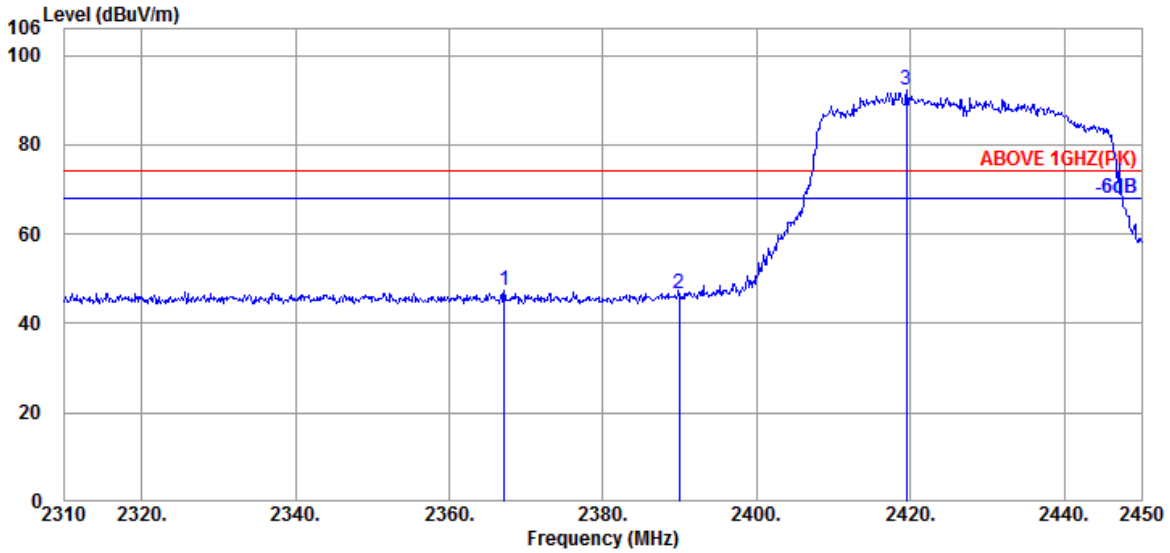

Antenna at Horizontal Polarization

	Emission Frequency (MHz)	Antenna Factor (dB/m)	Cable Loss (dB)	Preamp Gain (dB)	Read Level (dBµV)	Emission Level (dBµV/m)	Limits (dBµV/m)	Margin (dB)	Detector
	2367.120	32.36	7.94	34.58	41.52	47.24	74.00	26.76	Peak
	2389.940	32.44	7.95	34.58	41.01	46.82	74.00	27.18	Peak
@	2419.480	32.29	7.96	34.59	86.66	92.32	---	---	Peak

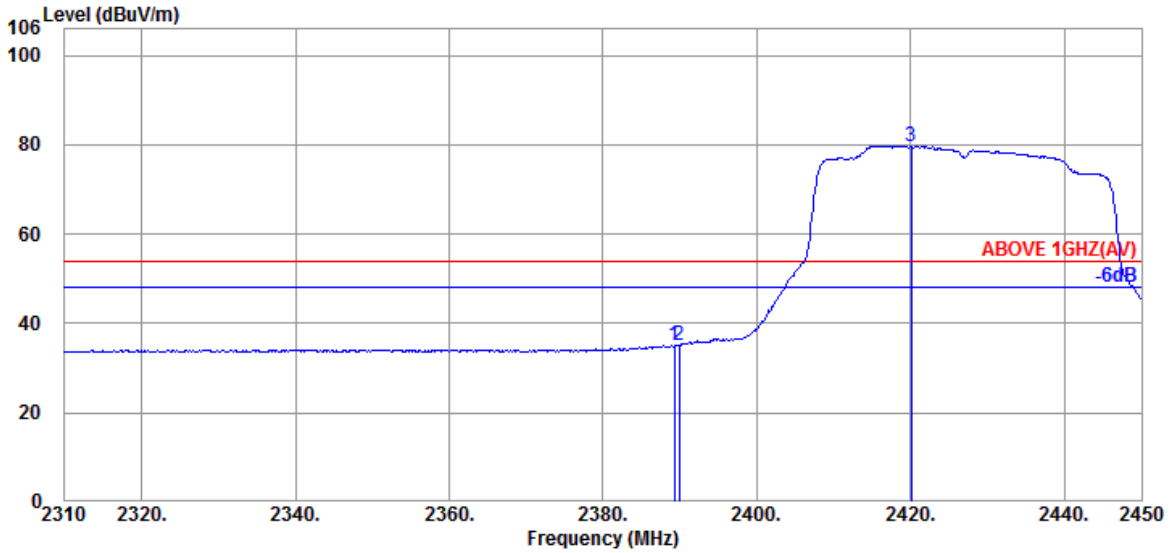

Antenna at Horizontal Polarization

	Emission Frequency (MHz)	Antenna Factor (dB/m)	Cable Loss (dB)	Preamp Gain (dB)	Read Level (dBµV)	Emission Level (dBµV/m)	Limits (dBµV/m)	Margin (dB)	Detector
	2389.240	32.44	7.95	34.58	29.31	35.12	54.00	18.88	Average
	2389.940	32.44	7.95	34.58	29.17	34.98	54.00	19.02	Average
@	2420.040	32.29	7.96	34.59	74.09	79.75	---	---	Average

Remark: The "@" means fundamental frequency, it is ignored in this section.

This test report may be reproduced in full only. The document may only be updated by Audix Technology Corp. personnel. Any changes will be noted in the Document History section of the report.

Audix Technology Corp.
No. 53-11, Dingfu, Linkou, Dist.,
New Taipei City244, Taiwan
Tel: +886 2 26099301
Fax: +886 2 26099303

Mode	802.11ax-HE40	Frequency	TX 2427MHz

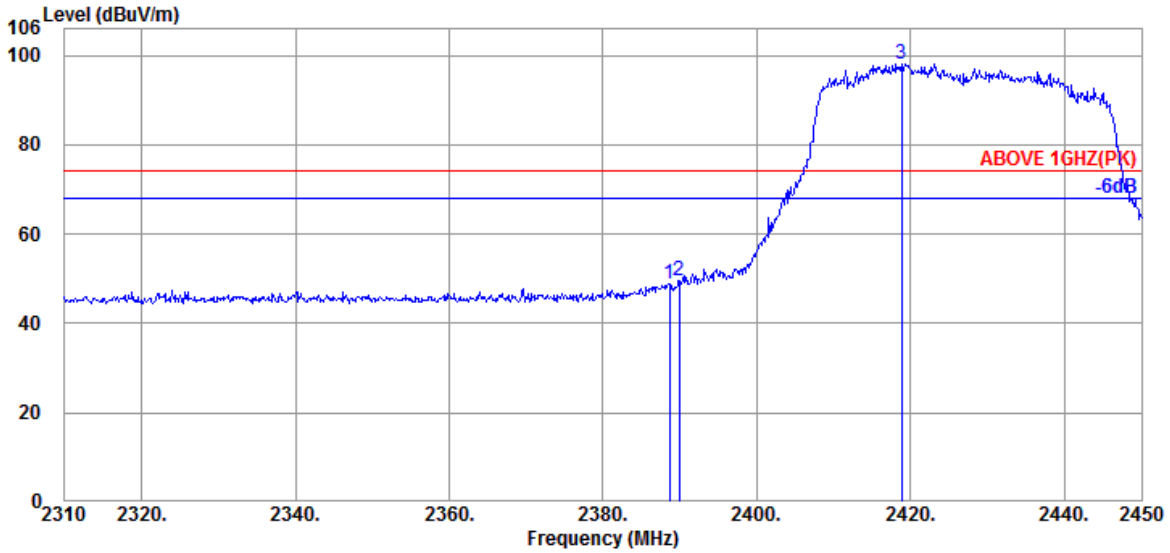

Antenna at Vertical Polarization

Emission Frequency (MHz)	Antenna Factor (dB/m)	Cable Loss (dB)	Preamp Gain (dB)	Read Level (dBµV)	Emission Level (dBµV/m)	Limits (dBµV/m)	Margin (dB)	Detector
2388.680	32.44	7.95	34.58	43.04	48.85	74.00	25.15	Peak
2389.940	32.44	7.95	34.58	43.81	49.62	74.00	24.38	Peak
@ 2418.780	32.29	7.96	34.59	92.56	98.22	---	---	Peak

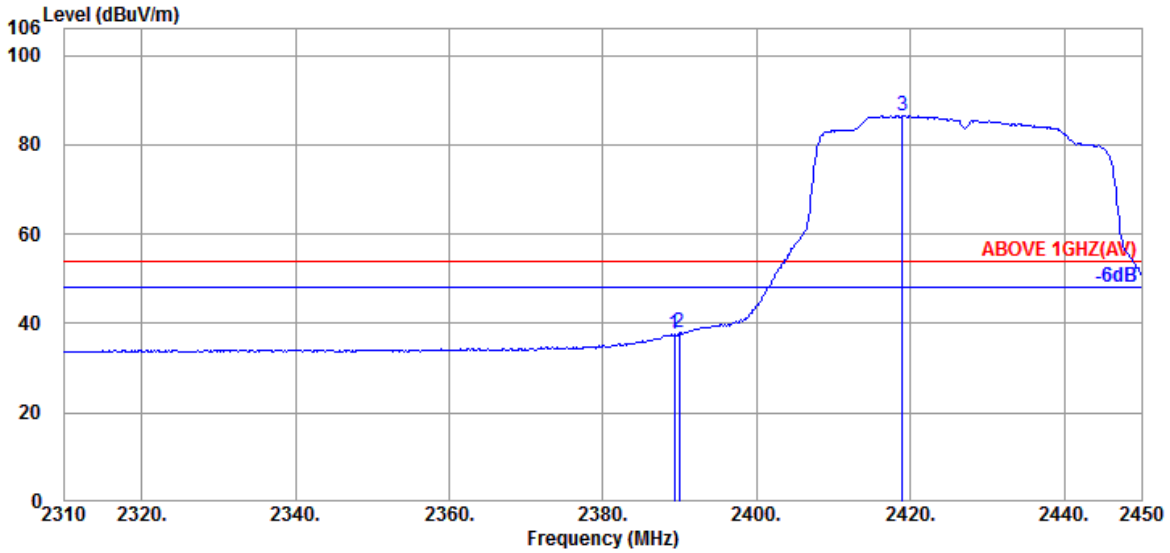

Antenna at Vertical Polarization

Emission Frequency (MHz)	Antenna Factor (dB/m)	Cable Loss (dB)	Preamp Gain (dB)	Read Level (dBµV)	Emission Level (dBµV/m)	Limits (dBµV/m)	Margin (dB)	Detector
2389.240	32.44	7.95	34.58	31.82	37.63	54.00	16.37	Average
2389.940	32.44	7.95	34.58	32.08	37.89	54.00	16.11	Average
@ 2418.920	32.29	7.96	34.59	80.95	86.61	---	---	Average

Remark: The "@" means fundamental frequency, it is ignored in this section.

This test report may be reproduced in full only. The document may only be updated by Audix Technology Corp. personnel. Any changes will be noted in the Document History section of the report.

Audix Technology Corp.
No. 53-11, Dingfu, Linkou, Dist.,
New Taipei City244, Taiwan
Tel: +886 2 26099301
Fax: +886 2 26099303

Mode	802.11ax-HE40	Frequency	TX 2447MHz

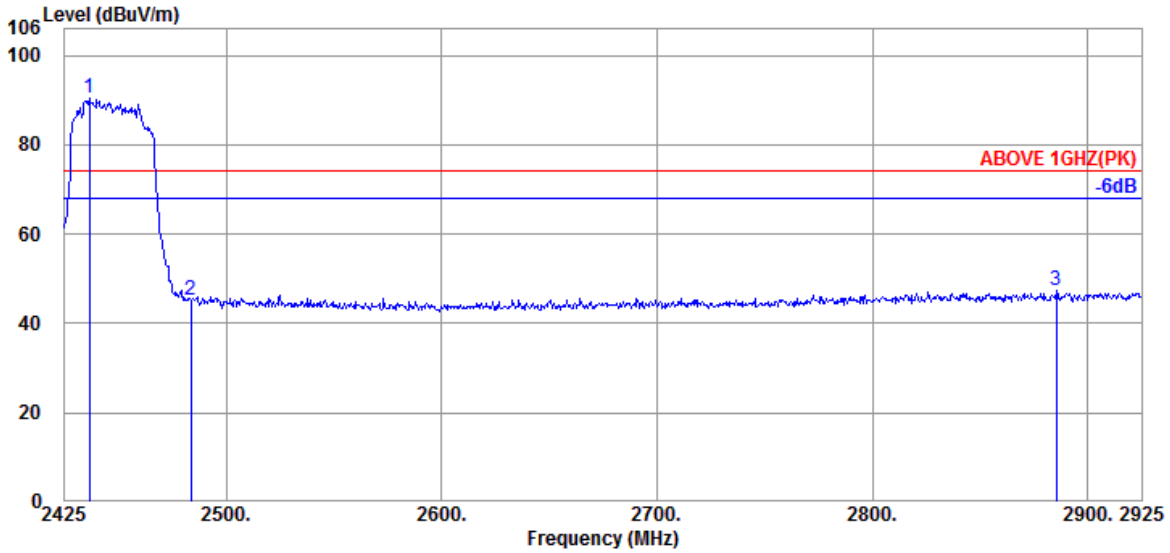

Antenna at Horizontal Polarization

Emission Frequency (MHz)	Antenna Factor (dB/m)	Cable Loss (dB)	Preamp Gain (dB)	Read Level (dBµV)	Emission Level (dBµV/m)	Limits (dBµV/m)	Margin (dB)	Detector
@ 2436.500	32.14	7.97	34.59	84.91	90.43	---	---	Peak
2483.500	32.14	7.99	34.61	39.66	45.18	74.00	28.82	Peak
2885.500	32.85	8.17	34.68	40.95	47.29	74.00	26.71	Peak

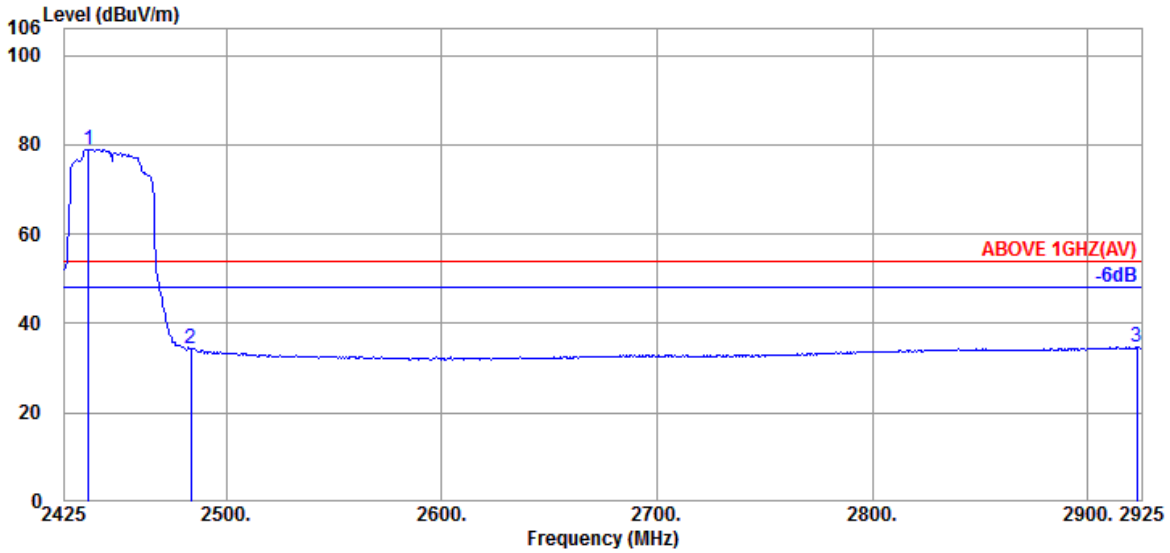

Antenna at Horizontal Polarization

Emission Frequency (MHz)	Antenna Factor (dB/m)	Cable Loss (dB)	Preamp Gain (dB)	Read Level (dBµV)	Emission Level (dBµV/m)	Limits (dBµV/m)	Margin (dB)	Detector
@ 2436.000	32.14	7.97	34.59	73.48	79.00	---	---	Average
2483.500	32.14	7.99	34.61	28.69	34.21	54.00	19.79	Average
2923.000	32.90	8.19	34.69	28.39	34.79	54.00	19.21	Average

Remark: The "@" means fundamental frequency, it is ignored in this section.

This test report may be reproduced in full only. The document may only be updated by Audix Technology Corp. personnel. Any changes will be noted in the Document History section of the report.

Audix Technology Corp.
No. 53-11, Dingfu, Linkou, Dist.,
New Taipei City244, Taiwan
Tel: +886 2 26099301
Fax: +886 2 26099303

Mode	802.11ax-HE40	Frequency	TX 2447MHz

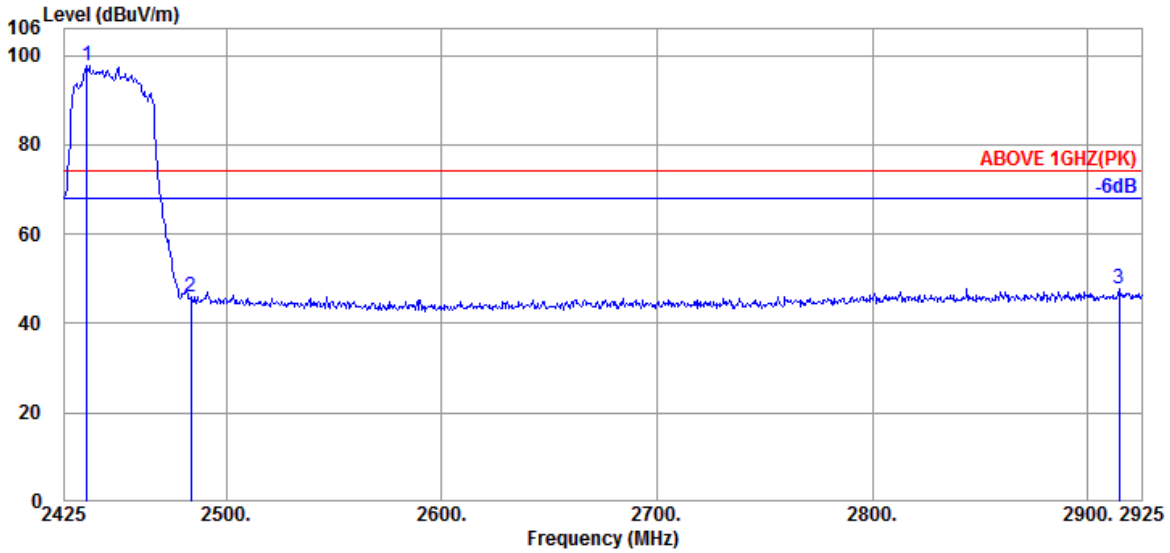

Antenna at Vertical Polarization

Emission Frequency (MHz)	Antenna Factor (dB/m)	Cable Loss (dB)	Preamp Gain (dB)	Read Level (dBµV)	Emission Level (dBµV/m)	Limits (dBµV/m)	Margin (dB)	Detector
@ 2435.500	32.14	7.97	34.59	92.18	97.70	---	---	Peak
2483.500	32.14	7.99	34.61	40.44	45.96	74.00	28.04	Peak
2914.500	32.87	8.18	34.69	41.31	47.67	74.00	26.33	Peak

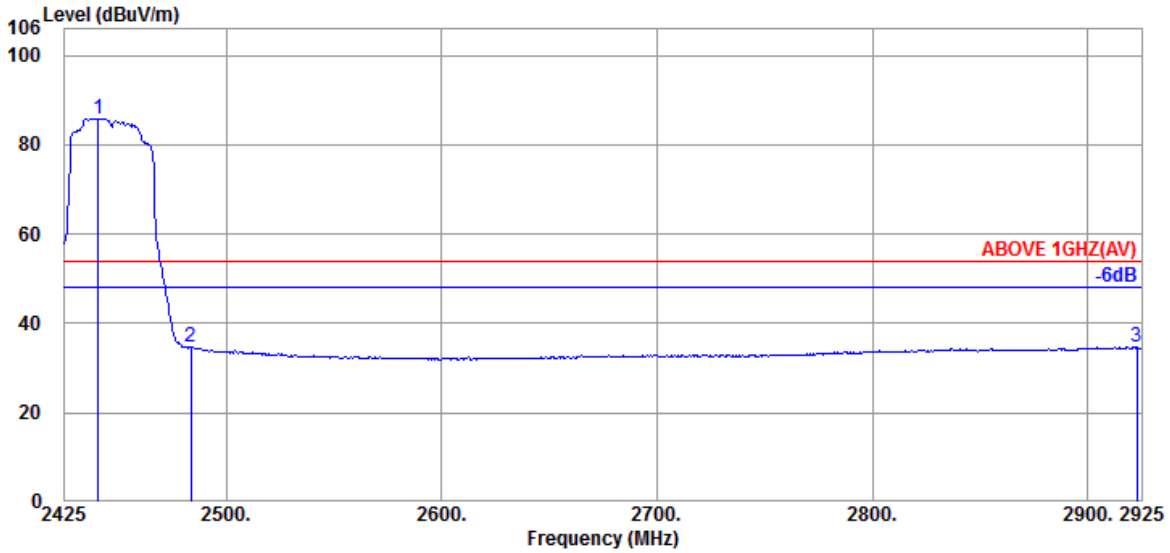

Antenna at Vertical Polarization

Emission Frequency (MHz)	Antenna Factor (dB/m)	Cable Loss (dB)	Preamp Gain (dB)	Read Level (dBµV)	Emission Level (dBµV/m)	Limits (dBµV/m)	Margin (dB)	Detector
@ 2440.500	32.07	7.98	34.59	80.46	85.92	---	---	Average
2483.500	32.14	7.99	34.61	29.03	34.55	54.00	19.45	Average
2923.000	32.90	8.19	34.69	28.25	34.65	54.00	19.35	Average

Remark: The "@" means fundamental frequency, it is ignored in this section.

This test report may be reproduced in full only. The document may only be updated by Audix Technology Corp. personnel. Any changes will be noted in the Document History section of the report.

Audix Technology Corp.
No. 53-11, Dingfu, Linkou, Dist.,
New Taipei City244, Taiwan

Tel: +886 2 26099301
Fax: +886 2 26099303

Mode	802.11ax-HE40	Frequency	TX 2452MHz

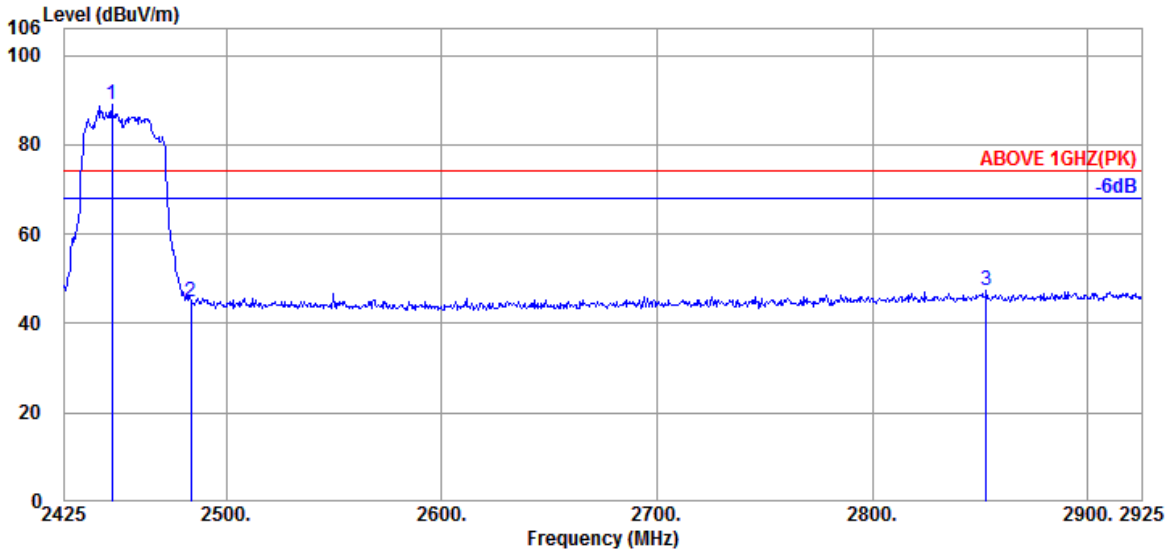

Antenna at Horizontal Polarization

Emission Frequency (MHz)	Antenna Factor (dB/m)	Cable Loss (dB)	Preamp Gain (dB)	Read Level (dBµV)	Emission Level (dBµV/m)	Limits (dBµV/m)	Margin (dB)	Detector
@ 2447.000	32.00	7.98	34.60	83.72	89.10	---	---	Peak
2483.500	32.14	7.99	34.61	39.29	44.81	74.00	29.19	Peak
2853.000	33.05	8.16	34.68	40.93	47.46	74.00	26.54	Peak

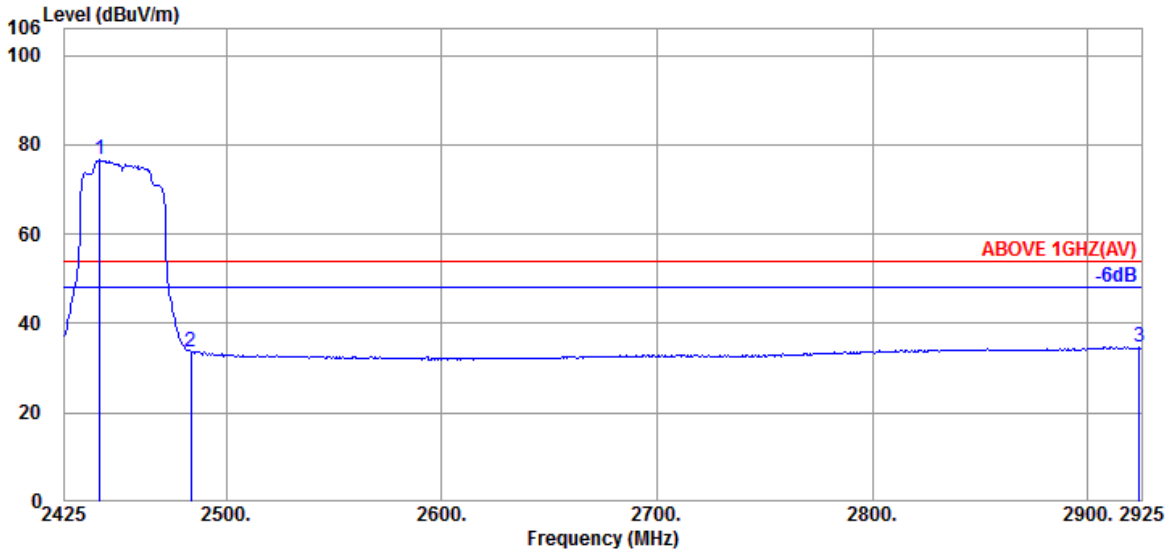

Antenna at Horizontal Polarization

Emission Frequency (MHz)	Antenna Factor (dB/m)	Cable Loss (dB)	Preamp Gain (dB)	Read Level (dBµV)	Emission Level (dBµV/m)	Limits (dBµV/m)	Margin (dB)	Detector
@ 2441.500	32.07	7.98	34.59	71.12	76.58	---	---	Average
2483.500	32.14	7.99	34.61	28.05	33.57	54.00	20.43	Average
2924.000	32.90	8.19	34.69	28.49	34.89	54.00	19.11	Average

Remark: The "@" means fundamental frequency, it is ignored in this section.

This test report may be reproduced in full only. The document may only be updated by Audix Technology Corp. personnel. Any changes will be noted in the Document History section of the report.

Audix Technology Corp.
No. 53-11, Dingfu, Linkou, Dist.,
New Taipei City244, Taiwan

Tel: +886 2 26099301
Fax: +886 2 26099303

Mode	802.11ax-HE40	Frequency	TX 2452MHz

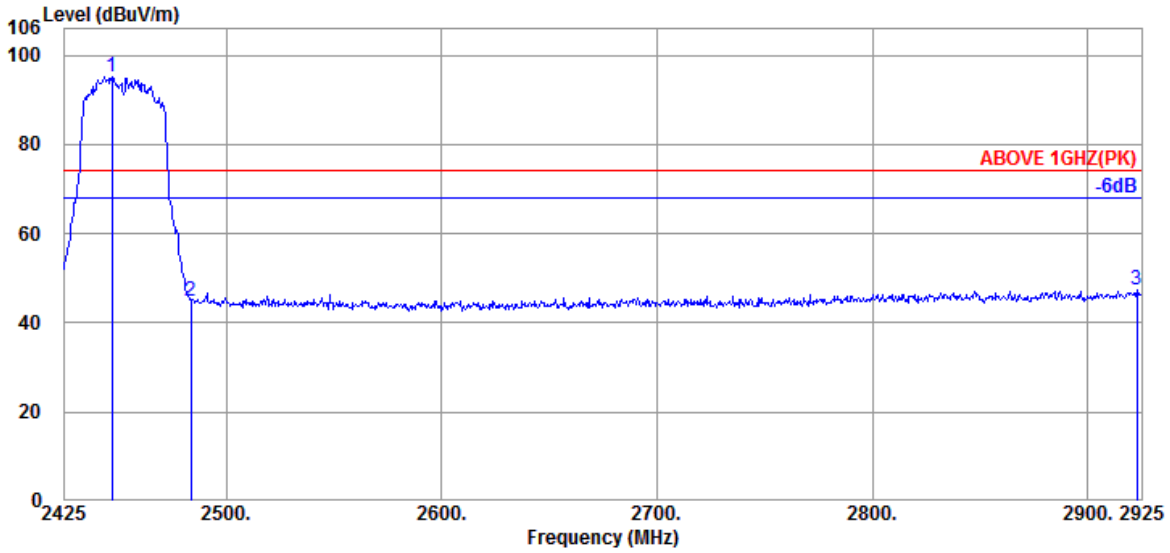

Antenna at Vertical Polarization

Emission Frequency (MHz)	Antenna Factor (dB/m)	Cable Loss (dB)	Preamp Gain (dB)	Read Level (dBμV)	Emission Level (dBμV/m)	Limits (dBμV/m)	Margin (dB)	Detector
@ 2447.000	32.00	7.98	34.60	89.72	95.10	---	---	Peak
2483.500	32.14	7.99	34.61	39.31	44.83	74.00	29.17	Peak
2923.000	32.90	8.19	34.69	41.02	47.42	74.00	26.58	Peak

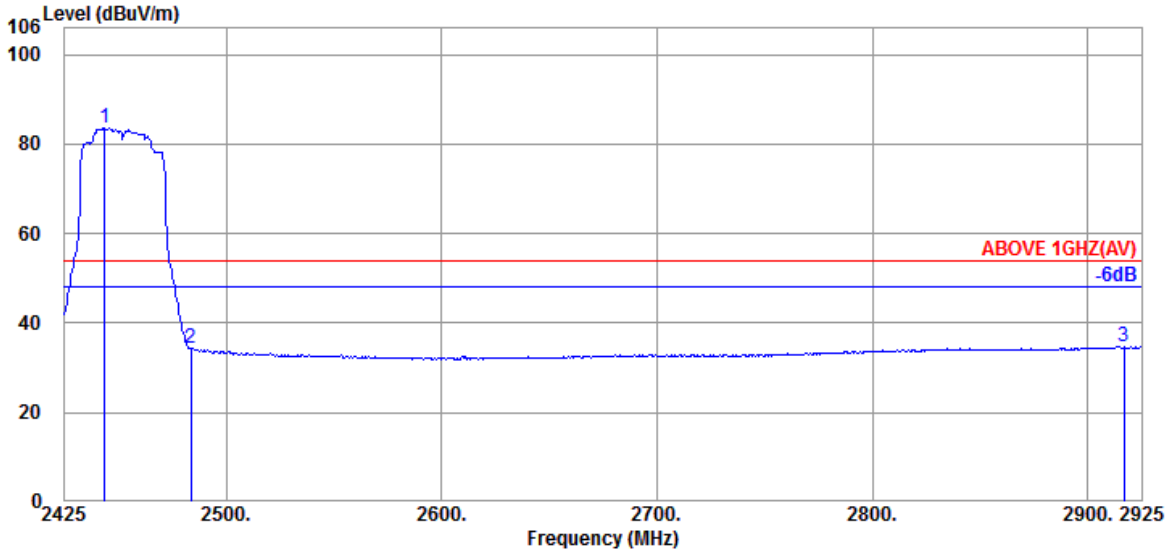

Antenna at Vertical Polarization

Emission Frequency (MHz)	Antenna Factor (dB/m)	Cable Loss (dB)	Preamp Gain (dB)	Read Level (dBμV)	Emission Level (dBμV/m)	Limits (dBμV/m)	Margin (dB)	Detector
@ 2443.500	32.07	7.98	34.60	78.21	83.66	---	---	Average
2483.500	32.14	7.99	34.61	28.76	34.28	54.00	19.72	Average
2917.000	32.87	8.19	34.69	28.25	34.62	54.00	19.38	Average

Remark: The "@" means fundamental frequency, it is ignored in this section.

This test report may be reproduced in full only. The document may only be updated by Audix Technology Corp. personnel. Any changes will be noted in the Document History section of the report.

Audix Technology Corp.
No. 53-11, Dingfu, Linkou, Dist.,
New Taipei City244, Taiwan
Tel: +886 2 26099301
Fax: +886 2 26099303

Mode	802.11ax-HE40	Frequency	TX 2457MHz

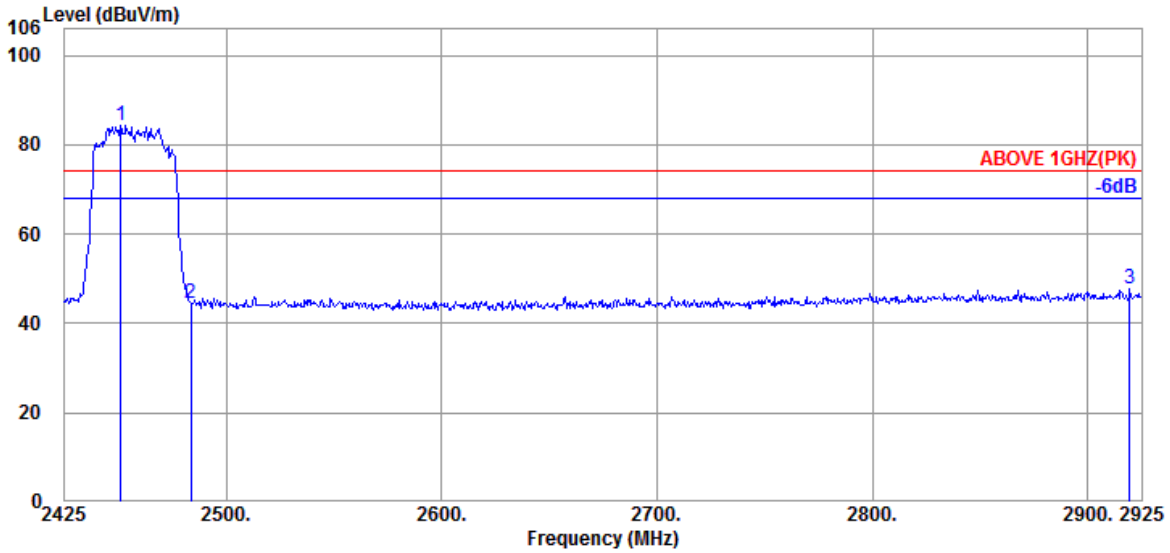

Antenna at Horizontal Polarization

Emission Frequency (MHz)	Antenna Factor (dB/m)	Cable Loss (dB)	Preamp Gain (dB)	Read Level (dBμV)	Emission Level (dBμV/m)	Limits (dBμV/m)	Margin (dB)	Detector
@ 2451.000	32.00	7.98	34.60	78.87	84.25	---	---	Peak
2483.500	32.14	7.99	34.61	38.97	44.49	74.00	29.51	Peak
2919.500	32.90	8.19	34.69	41.25	47.65	74.00	26.35	Peak

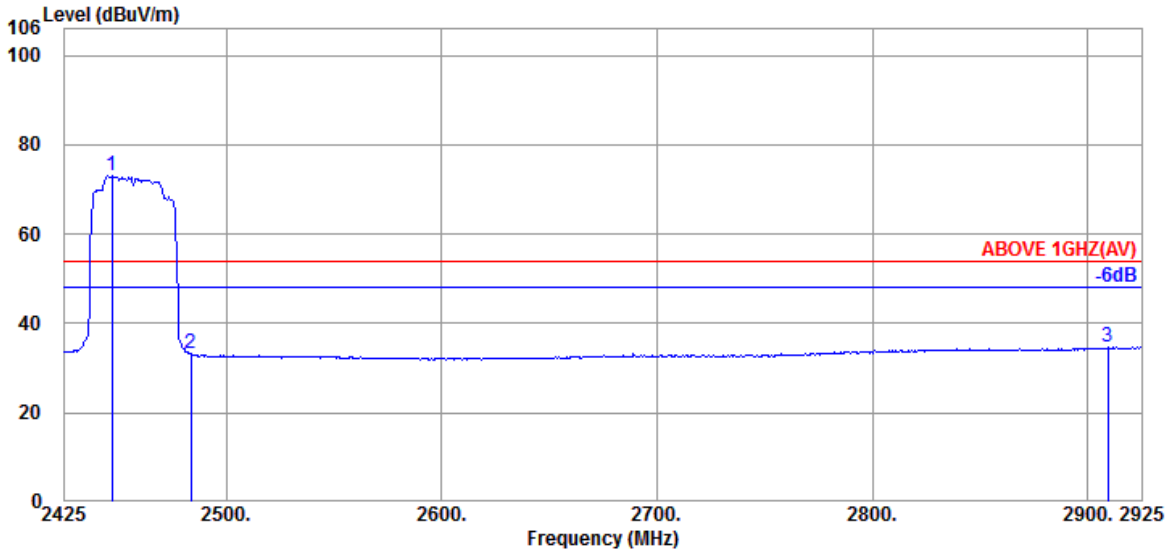

Antenna at Horizontal Polarization

Emission Frequency (MHz)	Antenna Factor (dB/m)	Cable Loss (dB)	Preamp Gain (dB)	Read Level (dBμV)	Emission Level (dBμV/m)	Limits (dBμV/m)	Margin (dB)	Detector
@ 2447.000	32.00	7.98	34.60	67.75	73.13	---	---	Average
2483.500	32.14	7.99	34.61	27.59	33.11	54.00	20.89	Average
2909.500	32.83	8.18	34.69	28.33	34.65	54.00	19.35	Average

Remark: The "@" means fundamental frequency, it is ignored in this section.

This test report may be reproduced in full only. The document may only be updated by Audix Technology Corp. personnel. Any changes will be noted in the Document History section of the report.

Audix Technology Corp.
No. 53-11, Dingfu, Linkou, Dist.,
New Taipei City244, Taiwan
Tel: +886 2 26099301
Fax: +886 2 26099303

Mode	802.11ax-HE40	Frequency	TX 2457MHz

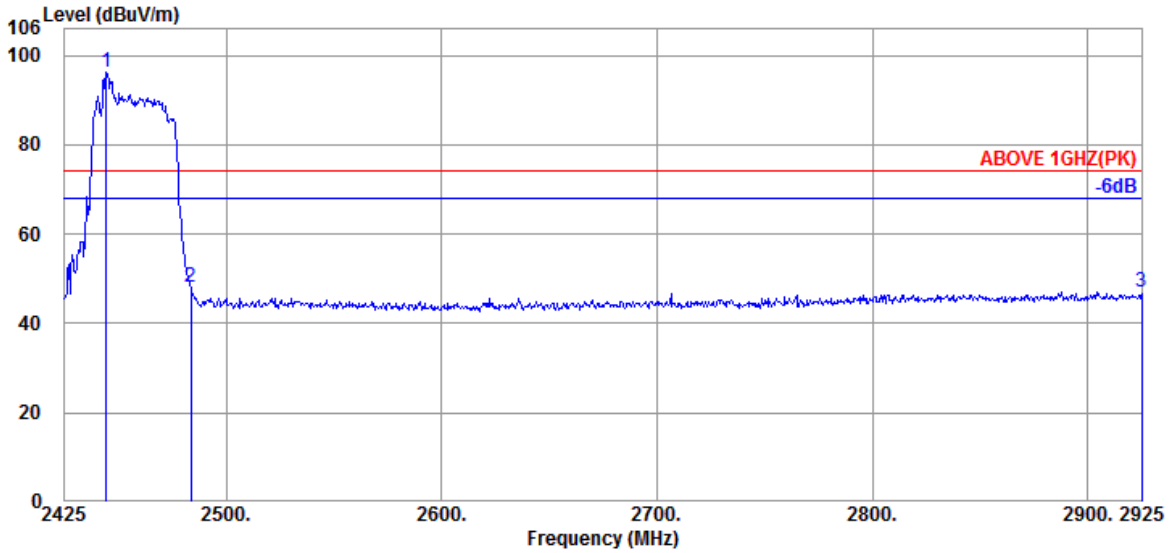

Antenna at Vertical Polarization

Emission Frequency (MHz)	Antenna Factor (dB/m)	Cable Loss (dB)	Preamp Gain (dB)	Read Level (dBµV)	Emission Level (dBµV/m)	Limits (dBµV/m)	Margin (dB)	Detector
@ 2444.500	32.07	7.98	34.60	90.65	96.10	---	---	Peak
2483.500	32.14	7.99	34.61	42.72	48.24	74.00	25.76	Peak
2925.000	32.90	8.19	34.69	40.56	46.96	74.00	27.04	Peak

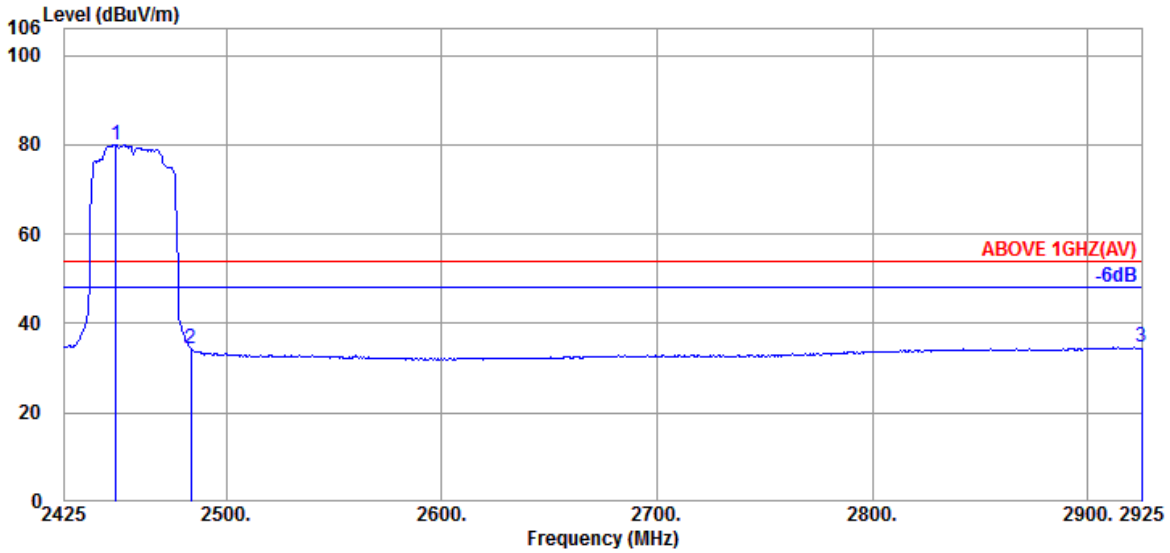

Antenna at Vertical Polarization

Emission Frequency (MHz)	Antenna Factor (dB/m)	Cable Loss (dB)	Preamp Gain (dB)	Read Level (dBµV)	Emission Level (dBµV/m)	Limits (dBµV/m)	Margin (dB)	Detector
@ 2449.000	32.00	7.98	34.60	74.56	79.94	---	---	Average
2483.500	32.14	7.99	34.61	28.72	34.24	54.00	19.76	Average
2925.000	32.90	8.19	34.69	28.21	34.61	54.00	19.39	Average

Remark: The "@" means fundamental frequency, it is ignored in this section.

This test report may be reproduced in full only. The document may only be updated by Audix Technology Corp. personnel. Any changes will be noted in the Document History section of the report.

Audix Technology Corp.
No. 53-11, Dingfu, Linkou, Dist.,
New Taipei City244, Taiwan
Tel: +886 2 26099301
Fax: +886 2 26099303

Mode	802.11ax-HE40	Frequency	TX 2462MHz

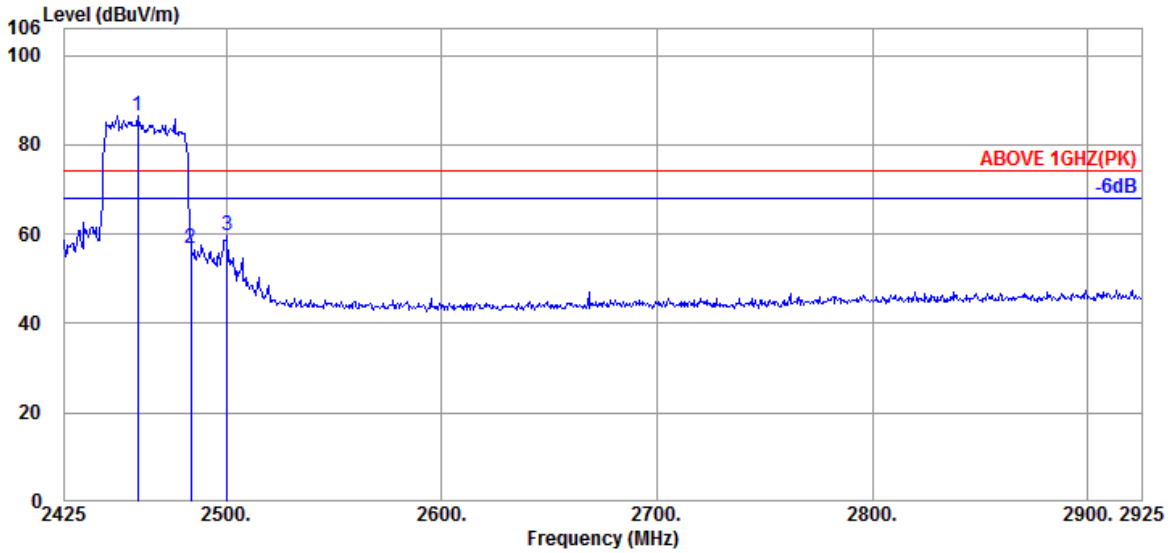

Antenna at Horizontal Polarization

Emission Frequency (MHz)	Antenna Factor (dB/m)	Cable Loss (dB)	Preamp Gain (dB)	Read Level (dBµV)	Emission Level (dBµV/m)	Limits (dBµV/m)	Margin (dB)	Detector
@ 2459.000	32.03	7.98	34.60	81.13	86.54	---	---	Peak
2483.500	32.14	7.99	34.61	51.34	56.86	74.00	17.14	Peak
2500.500	32.20	8.00	34.61	54.01	59.60	74.00	14.40	Peak

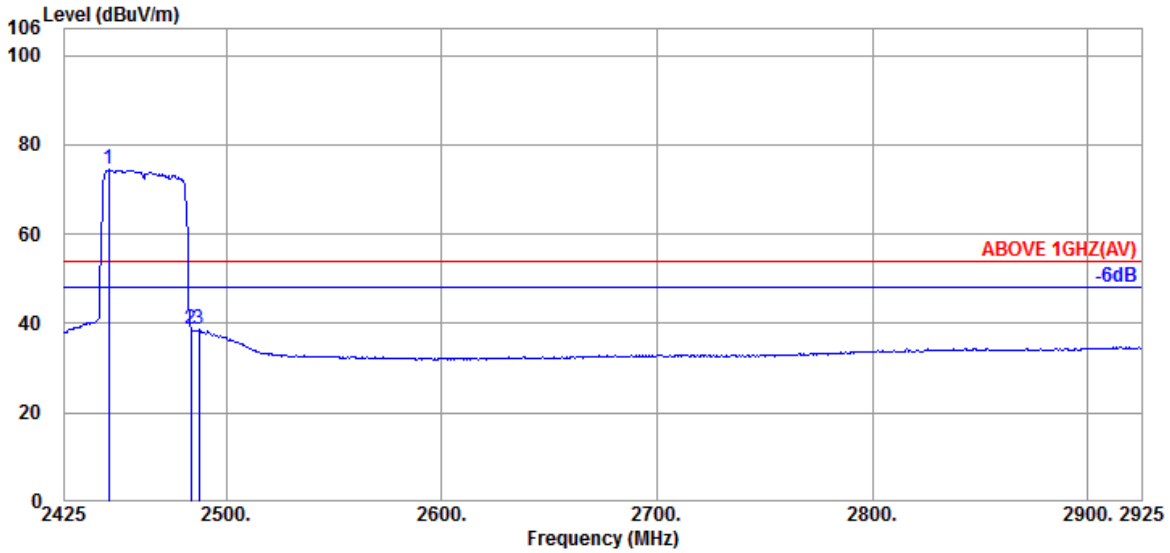

Antenna at Horizontal Polarization

Emission Frequency (MHz)	Antenna Factor (dB/m)	Cable Loss (dB)	Preamp Gain (dB)	Read Level (dBµV)	Emission Level (dBµV/m)	Limits (dBµV/m)	Margin (dB)	Detector
@ 2445.500	32.07	7.98	34.60	68.93	74.38	---	---	Average
2483.500	32.14	7.99	34.61	33.31	38.83	54.00	15.17	Average
2487.500	32.14	8.00	34.61	33.13	38.66	54.00	15.34	Average

Remark: The "@" means fundamental frequency, it is ignored in this section.

This test report may be reproduced in full only. The document may only be updated by Audix Technology Corp. personnel. Any changes will be noted in the Document History section of the report.

Audix Technology Corp.
No. 53-11, Dingfu, Linkou, Dist.,
New Taipei City244, Taiwan
Tel: +886 2 26099301
Fax: +886 2 26099303

Mode	802.11ax-HE40	Frequency	TX 2462MHz

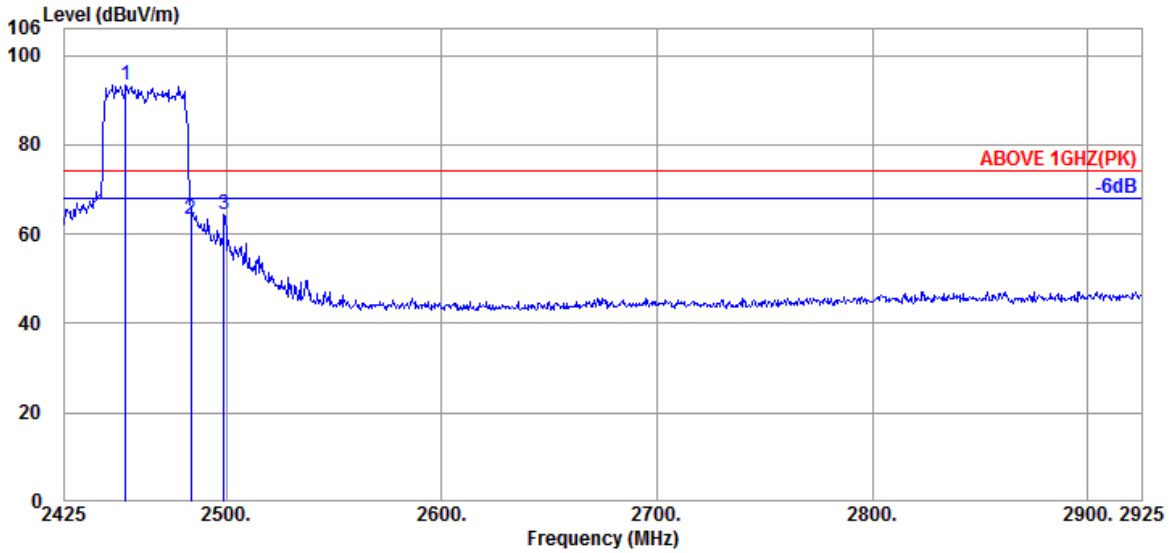

Antenna at Vertical Polarization

Emission Frequency (MHz)	Antenna Factor (dB/m)	Cable Loss (dB)	Preamp Gain (dB)	Read Level (dBµV)	Emission Level (dBµV/m)	Limits (dBµV/m)	Margin (dB)	Detector
@ 2453.500	32.03	7.98	34.60	87.98	93.39	---	---	Peak
2483.500	32.14	7.99	34.61	57.73	63.25	74.00	10.75	Peak
2499.000	32.20	8.00	34.61	58.86	64.45	74.00	9.55	Peak

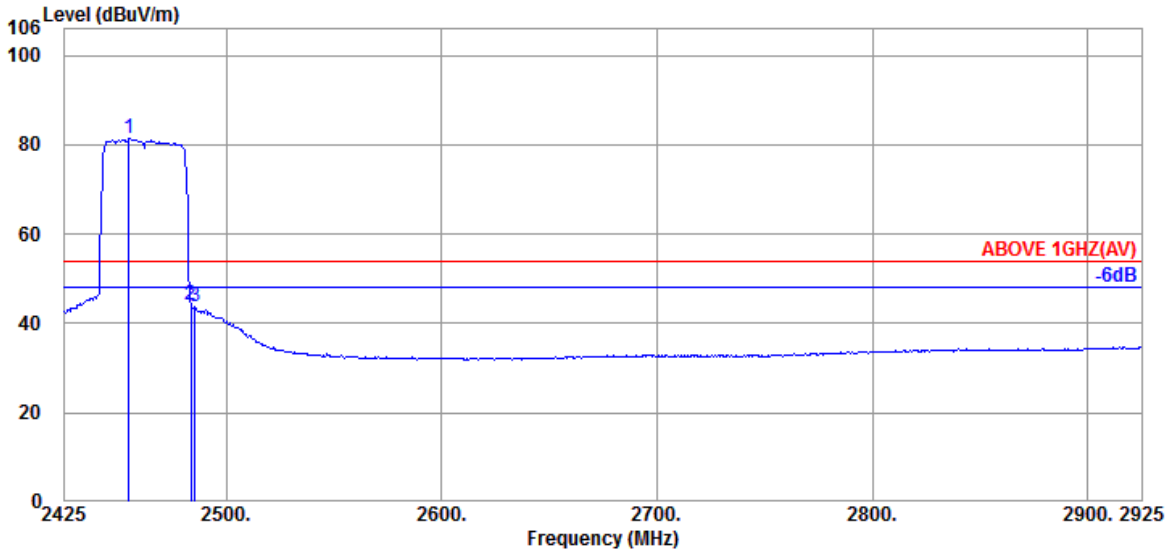

Antenna at Vertical Polarization

Emission Frequency (MHz)	Antenna Factor (dB/m)	Cable Loss (dB)	Preamp Gain (dB)	Read Level (dBµV)	Emission Level (dBµV/m)	Limits (dBµV/m)	Margin (dB)	Detector
@ 2455.000	32.03	7.98	34.60	75.92	81.33	---	---	Average
2483.500	32.14	7.99	34.61	38.58	44.10	54.00	9.90	Average
2485.500	32.14	7.99	34.61	38.16	43.68	54.00	10.32	Average

Remark: The "@" means fundamental frequency, it is ignored in this section.

This test report may be reproduced in full only. The document may only be updated by Audix Technology Corp. personnel. Any changes will be noted in the Document History section of the report.

Audix Technology Corp.
No. 53-11, Dingfu, Linkou, Dist.,
New Taipei City244, Taiwan

Tel: +886 2 26099301
Fax: +886 2 26099303

Mode	802.11ax-HE20	Frequency	TX 2412MHz
		RU Configuration	26/0

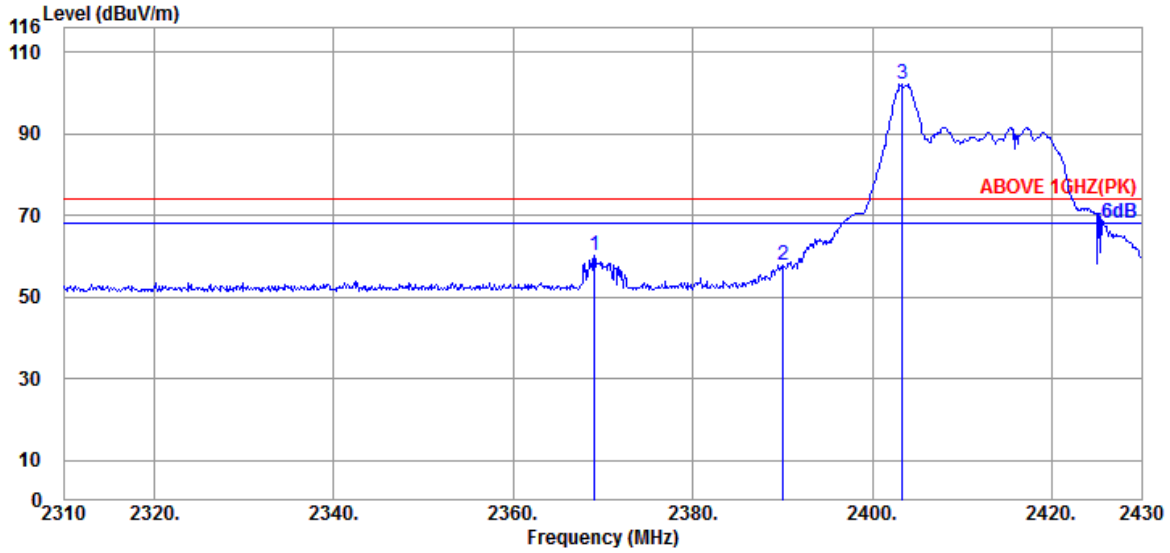

Antenna at Horizontal Polarization

	Emission Frequency (MHz)	Antenna Factor (dB/m)	Cable Loss (dB)	Preamp Gain (dB)	Read Level (dBµV)	Emission Level (dBµV/m)	Limits (dBµV/m)	Margin (dB)	Detector
	2369.040	32.36	7.94	34.58	54.38	60.10	74.00	13.90	Peak
	2390.040	32.44	7.95	34.58	51.97	57.78	74.00	16.22	Peak
@	2403.360	32.50	7.95	34.59	96.45	102.31	---	---	Peak

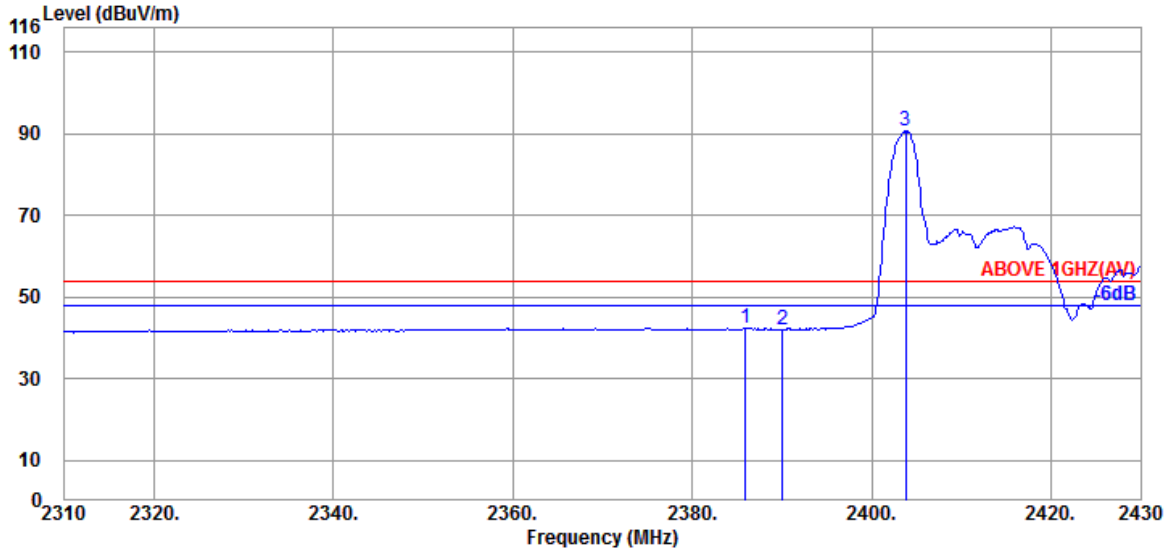

Antenna at Horizontal Polarization

	Emission Frequency (MHz)	Antenna Factor (dB/m)	Cable Loss (dB)	Preamp Gain (dB)	Read Level (dBµV)	Emission Level (dBµV/m)	Limits (dBµV/m)	Margin (dB)	Detector
	2385.960	32.44	7.95	34.58	36.57	42.38	54.00	11.62	Average
	2390.040	32.44	7.95	34.58	36.29	42.10	54.00	11.90	Average
@	2403.840	32.50	7.95	34.59	84.78	90.64	---	---	Average

Remark: The "@" means fundamental frequency, it is ignored in this section.

This test report may be reproduced in full only. The document may only be updated by Audix Technology Corp. personnel. Any changes will be noted in the Document History section of the report.

Audix Technology Corp.
No. 53-11, Dingfu, Linkou, Dist.,
New Taipei City244, Taiwan

Tel: +886 2 26099301
Fax: +886 2 26099303

Mode	802.11ax-HE20	Frequency	TX 2412MHz
		RU Configuration	26/0

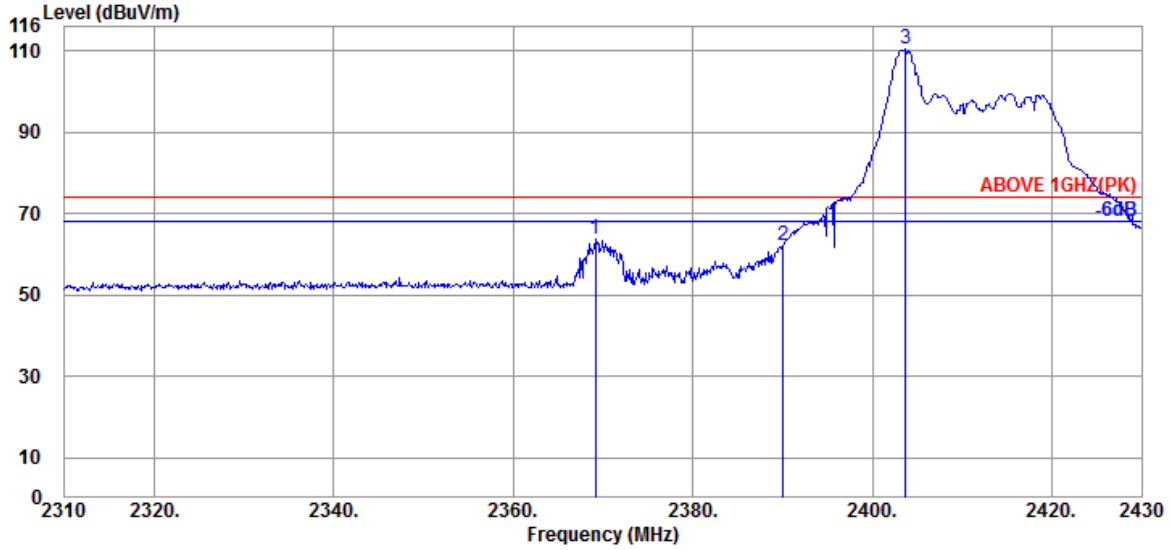

Antenna at Vertical Polarization

	Emission Frequency (MHz)	Antenna Factor (dB/m)	Cable Loss (dB)	Preamp Gain (dB)	Read Level (dBµV)	Emission Level (dBµV/m)	Limits (dBµV/m)	Margin (dB)	Detector
	2369.160	32.36	7.94	34.58	58.07	63.79	74.00	10.21	Peak
	2390.040	32.44	7.95	34.58	56.28	62.09	74.00	11.91	Peak
@	2403.720	32.50	7.95	34.59	104.76	110.62	---	---	Peak

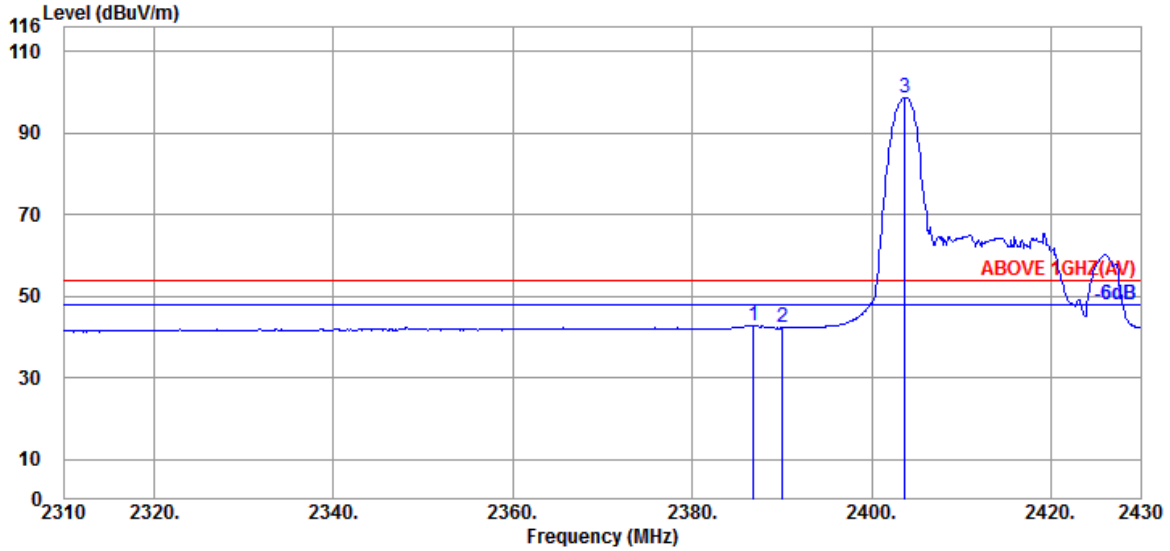

Antenna at Vertical Polarization

	Emission Frequency (MHz)	Antenna Factor (dB/m)	Cable Loss (dB)	Preamp Gain (dB)	Read Level (dBµV)	Emission Level (dBµV/m)	Limits (dBµV/m)	Margin (dB)	Detector
	2386.800	32.44	7.95	34.58	37.09	42.90	54.00	11.10	Average
	2390.040	32.44	7.95	34.58	36.43	42.24	54.00	11.76	Average
@	2403.720	32.50	7.95	34.59	92.83	98.69	---	---	Average

Remark: The "@" means fundamental frequency, it is ignored in this section.

This test report may be reproduced in full only. The document may only be updated by Audix Technology Corp. personnel. Any changes will be noted in the Document History section of the report.

Audix Technology Corp.
No. 53-11, Dingfu, Linkou, Dist.,
New Taipei City244, Taiwan

Tel: +886 2 26099301
Fax: +886 2 26099303

Mode	802.11ax-HE20	Frequency	TX 2412MHz
		RU Configuration	52/37

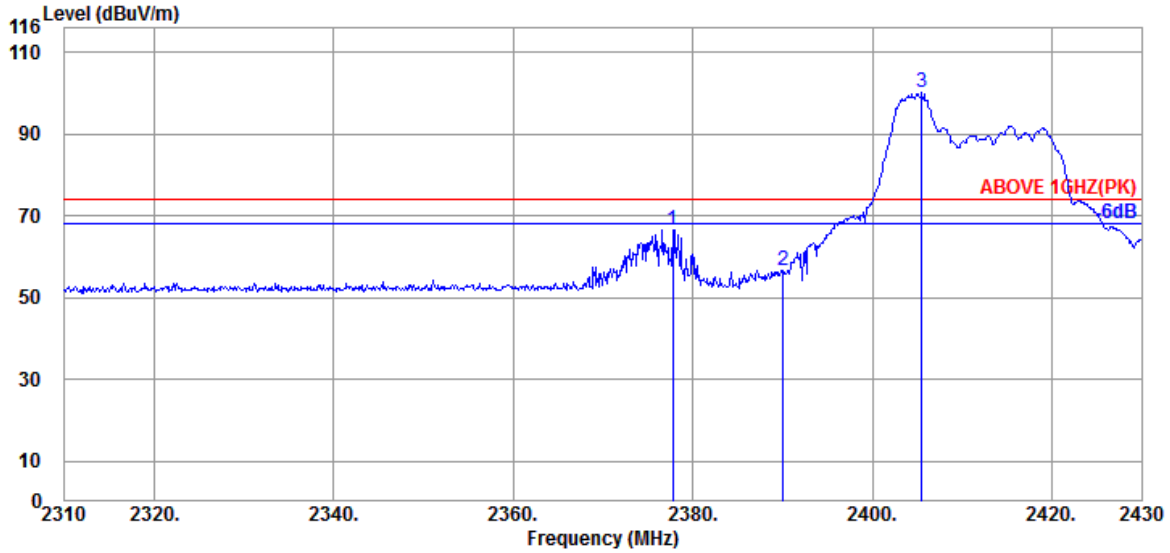

Antenna at Horizontal Polarization

	Emission Frequency (MHz)	Antenna Factor (dB/m)	Cable Loss (dB)	Preamp Gain (dB)	Read Level (dBµV)	Emission Level (dBµV/m)	Limits (dBµV/m)	Margin (dB)	Detector
	2377.800	32.41	7.95	34.58	60.90	66.68	74.00	7.32	Peak
	2390.040	32.44	7.95	34.58	50.99	56.80	74.00	17.20	Peak
@	2405.520	32.43	7.95	34.59	94.20	99.99	---	---	Peak

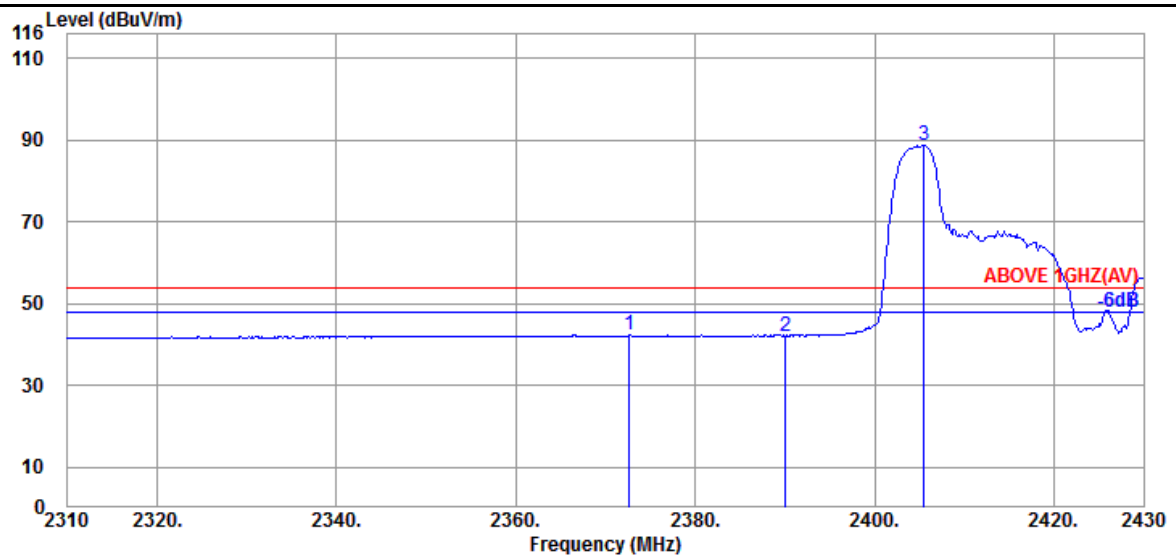

Antenna at Horizontal Polarization

	Emission Frequency (MHz)	Antenna Factor (dB/m)	Cable Loss (dB)	Preamp Gain (dB)	Read Level (dBµV)	Emission Level (dBµV/m)	Limits (dBµV/m)	Margin (dB)	Detector
	2372.640	32.39	7.94	34.58	36.60	42.35	54.00	11.65	Average
	2390.040	32.44	7.95	34.58	36.35	42.16	54.00	11.84	Average
@	2405.520	32.43	7.95	34.59	82.78	88.57	---	---	Average

Remark: The "@" means fundamental frequency, it is ignored in this section.

This test report may be reproduced in full only. The document may only be updated by Audix Technology Corp. personnel. Any changes will be noted in the Document History section of the report.

Audix Technology Corp.
No. 53-11, Dingfu, Linkou, Dist.,
New Taipei City244, Taiwan
Tel: +886 2 26099301
Fax: +886 2 26099303

Mode	802.11ax-HE20	Frequency	TX 2412MHz
		RU Configuration	52/37

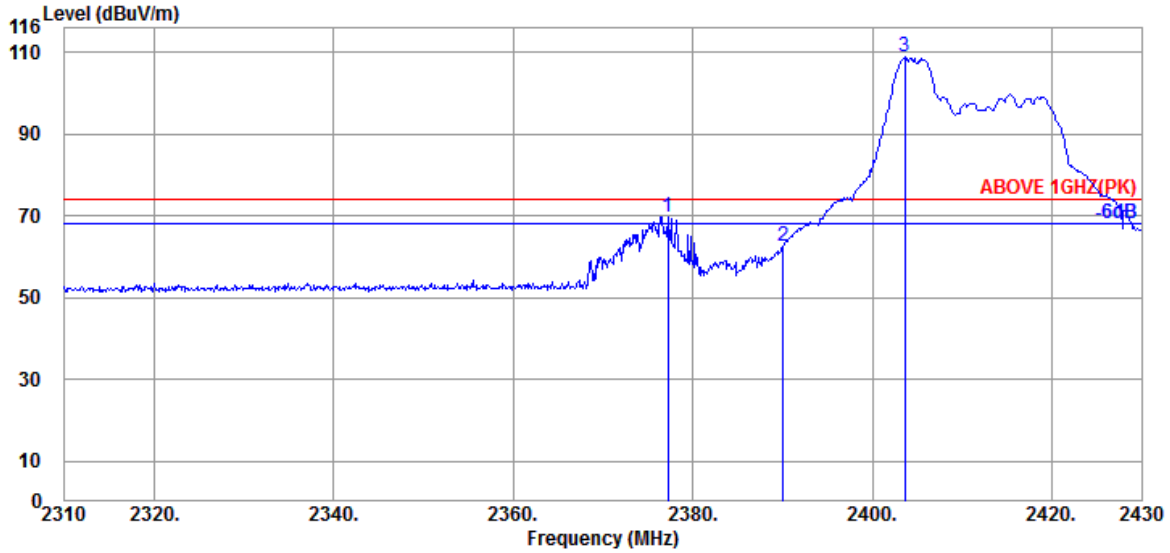

Antenna at Vertical Polarization

	Emission Frequency (MHz)	Antenna Factor (dB/m)	Cable Loss (dB)	Preamp Gain (dB)	Read Level (dBµV)	Emission Level (dBµV/m)	Limits (dBµV/m)	Margin (dB)	Detector
	2377.200	32.41	7.95	34.58	64.03	69.81	74.00	4.19	Peak
	2390.040	32.44	7.95	34.58	56.94	62.75	74.00	11.25	Peak
@	2403.600	32.50	7.95	34.59	102.90	108.76	---	---	Peak

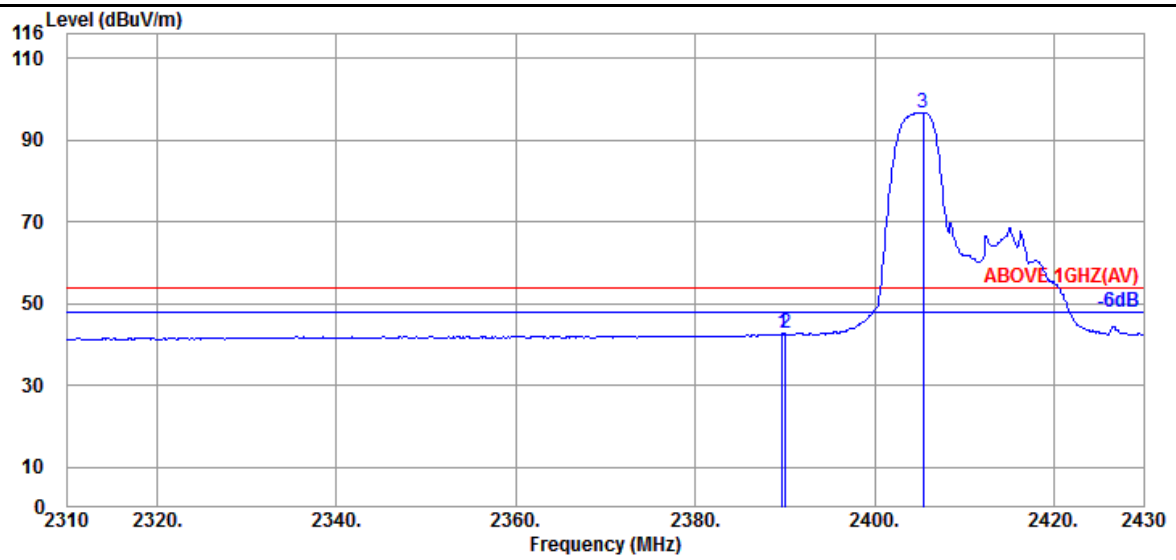

Antenna at Vertical Polarization

	Emission Frequency (MHz)	Antenna Factor (dB/m)	Cable Loss (dB)	Preamp Gain (dB)	Read Level (dBµV)	Emission Level (dBµV/m)	Limits (dBµV/m)	Margin (dB)	Detector
	2389.680	32.44	7.95	34.58	36.80	42.61	54.00	11.39	Average
	2390.040	32.44	7.95	34.58	36.76	42.57	54.00	11.43	Average
@	2405.400	32.43	7.95	34.59	90.95	96.74	---	---	Average

Remark: The "@" means fundamental frequency, it is ignored in this section.

This test report may be reproduced in full only. The document may only be updated by Audix Technology Corp. personnel. Any changes will be noted in the Document History section of the report.

Audix Technology Corp.
No. 53-11, Dingfu, Linkou, Dist.,
New Taipei City244, Taiwan

Tel: +886 2 26099301
Fax: +886 2 26099303

Mode	802.11ax-HE20	Frequency	TX 2412MHz
		RU Configuration	106/53

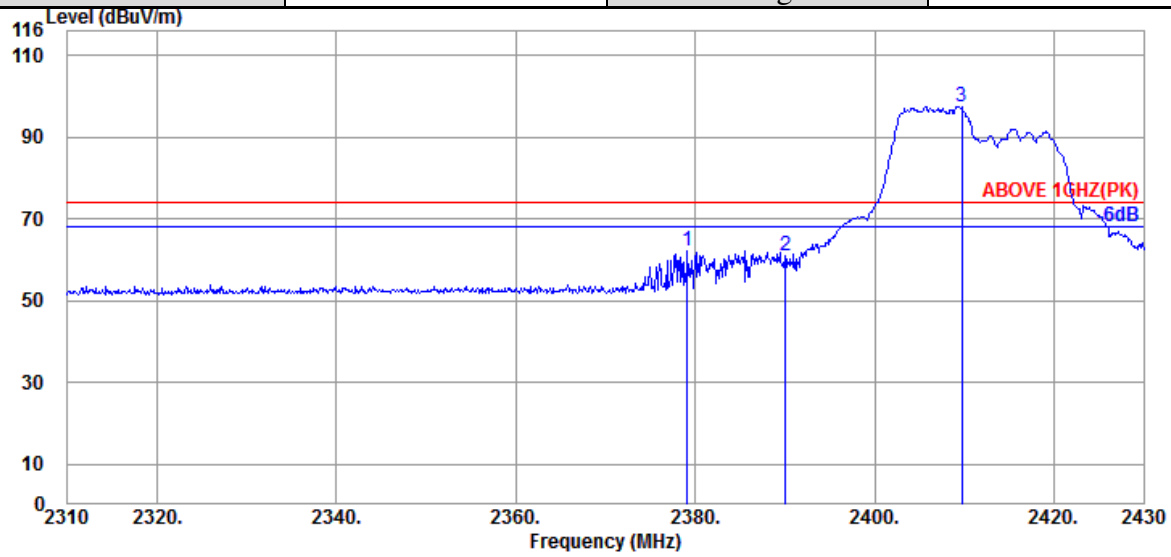

Antenna at Horizontal Polarization

	Emission Frequency (MHz)	Antenna Factor (dB/m)	Cable Loss (dB)	Preamp Gain (dB)	Read Level (dBµV)	Emission Level (dBµV/m)	Limits (dBµV/m)	Margin (dB)	Detector
	2379.120	32.41	7.95	34.58	56.50	62.28	74.00	11.72	Peak
	2390.040	32.44	7.95	34.58	55.33	61.14	74.00	12.86	Peak
@	2409.720	32.43	7.96	34.59	91.74	97.54	---	---	Peak

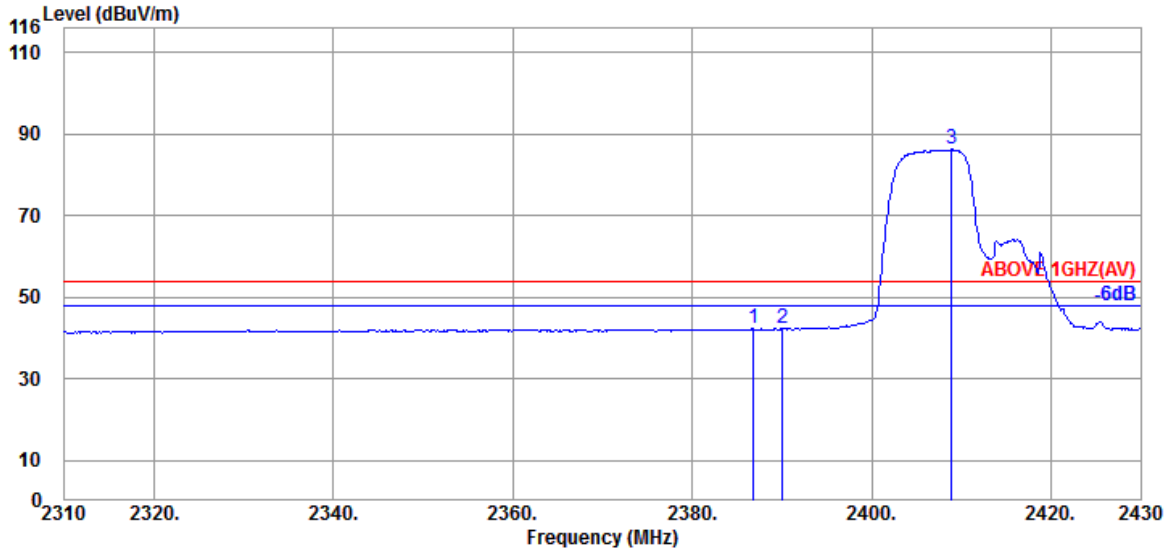

Antenna at Horizontal Polarization

	Emission Frequency (MHz)	Antenna Factor (dB/m)	Cable Loss (dB)	Preamp Gain (dB)	Read Level (dBµV)	Emission Level (dBµV/m)	Limits (dBµV/m)	Margin (dB)	Detector
	2386.800	32.44	7.95	34.58	36.41	42.22	54.00	11.78	Average
	2390.040	32.44	7.95	34.58	36.38	42.19	54.00	11.81	Average
@	2408.880	32.43	7.96	34.59	80.34	86.14	---	---	Average

Remark: The "@" means fundamental frequency, it is ignored in this section.

This test report may be reproduced in full only. The document may only be updated by Audix Technology Corp. personnel. Any changes will be noted in the Document History section of the report.

Audix Technology Corp.
No. 53-11, Dingfu, Linkou, Dist.,
New Taipei City244, Taiwan
Tel: +886 2 26099301
Fax: +886 2 26099303

Mode	802.11ax-HE20	Frequency	TX 2412MHz
		RU Configuration	106/53

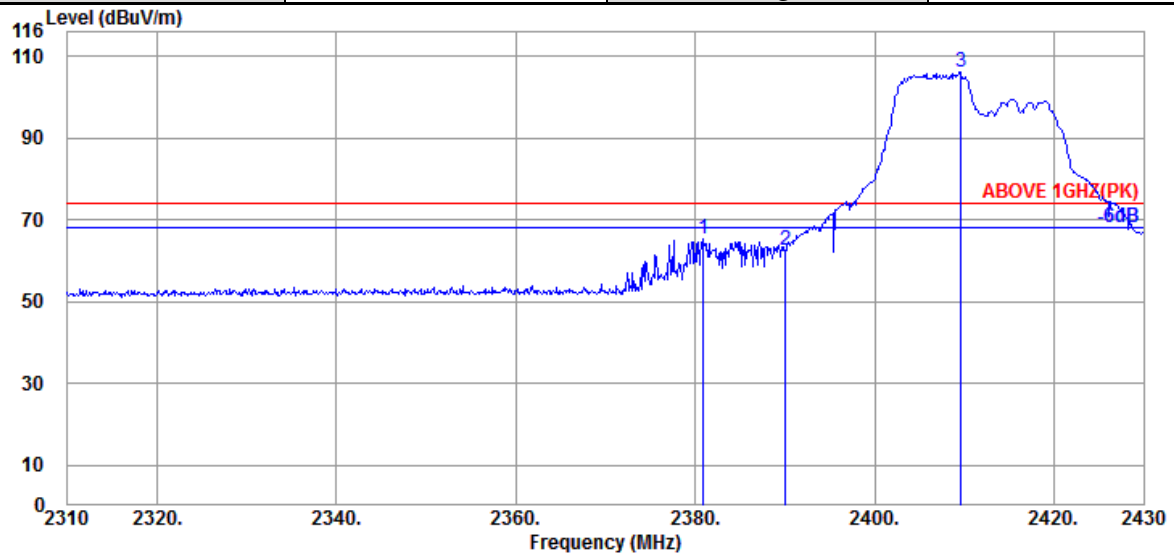

Antenna at Vertical Polarization

	Emission Frequency (MHz)	Antenna Factor (dB/m)	Cable Loss (dB)	Preamp Gain (dB)	Read Level (dBµV)	Emission Level (dBµV/m)	Limits (dBµV/m)	Margin (dB)	Detector
	2380.920	32.41	7.95	34.58	59.43	65.21	74.00	8.79	Peak
	2390.040	32.44	7.95	34.58	56.65	62.46	74.00	11.54	Peak
@	2409.600	32.43	7.96	34.59	100.27	106.07	---	---	Peak

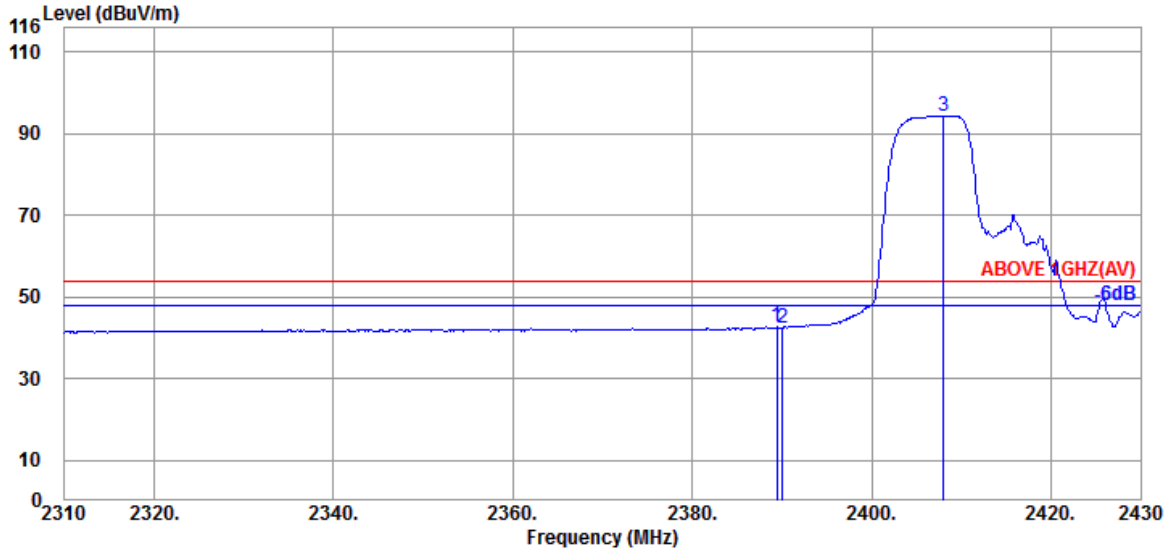

Antenna at Vertical Polarization

	Emission Frequency (MHz)	Antenna Factor (dB/m)	Cable Loss (dB)	Preamp Gain (dB)	Read Level (dBµV)	Emission Level (dBµV/m)	Limits (dBµV/m)	Margin (dB)	Detector
	2389.440	32.44	7.95	34.58	36.77	42.58	54.00	11.42	Average
	2390.040	32.44	7.95	34.58	36.74	42.55	54.00	11.45	Average
@	2408.040	32.43	7.96	34.59	88.50	94.30	---	---	Average

Remark: The "@" means fundamental frequency, it is ignored in this section.

This test report may be reproduced in full only. The document may only be updated by Audix Technology Corp. personnel. Any changes will be noted in the Document History section of the report.

Audix Technology Corp.
No. 53-11, Dingfu, Linkou, Dist.,
New Taipei City244, Taiwan

Tel: +886 2 26099301
Fax: +886 2 26099303

Mode	802.11ax-HE20	Frequency	TX 2472MHz
		RU Configuration	26/8

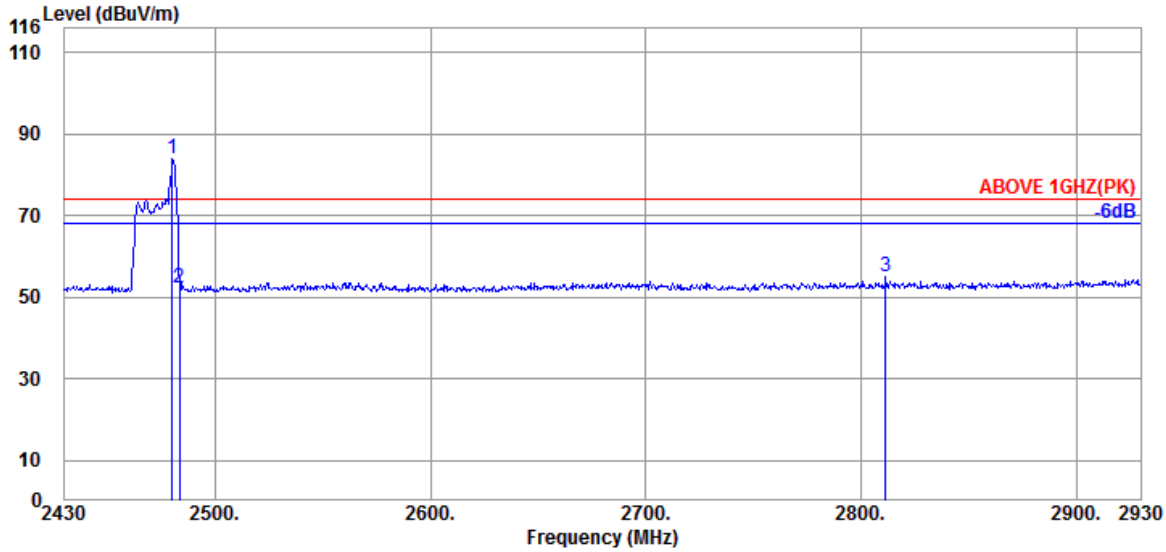

Antenna at Horizontal Polarization

	Emission Frequency (MHz)	Antenna Factor (dB/m)	Cable Loss (dB)	Preamp Gain (dB)	Read Level (dBμV)	Emission Level (dBμV/m)	Limits (dBμV/m)	Margin (dB)	Detector
@	2480.000	32.11	7.99	34.60	78.40	83.90	---	---	Peak
	2483.500	32.14	7.99	34.61	46.60	52.12	74.00	21.88	Peak
	2811.500	32.77	8.14	34.67	48.80	55.04	74.00	18.96	Peak

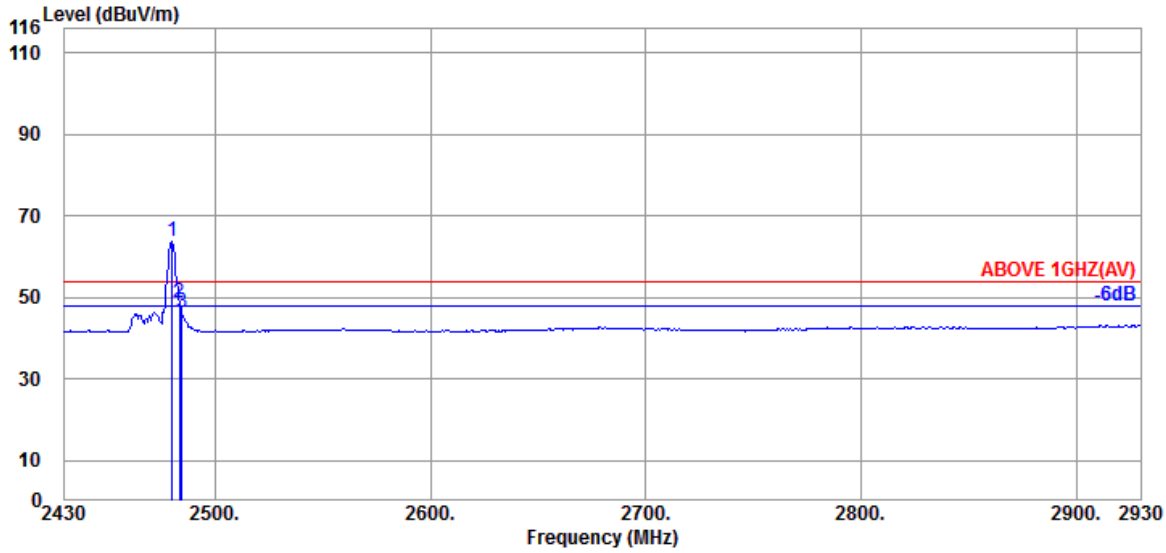

Antenna at Horizontal Polarization

	Emission Frequency (MHz)	Antenna Factor (dB/m)	Cable Loss (dB)	Preamp Gain (dB)	Read Level (dBμV)	Emission Level (dBμV/m)	Limits (dBμV/m)	Margin (dB)	Detector
@	2480.000	32.11	7.99	34.60	58.18	63.68	---	---	Average
	2483.500	32.14	7.99	34.61	42.98	48.50	54.00	5.50	Average
	2484.500	32.14	7.99	34.61	40.91	46.43	54.00	7.57	Average

Remark: The "@" means fundamental frequency, it is ignored in this section.

This test report may be reproduced in full only. The document may only be updated by Audix Technology Corp. personnel. Any changes will be noted in the Document History section of the report.

Audix Technology Corp.
No. 53-11, Dingfu, Linkou, Dist.,
New Taipei City244, Taiwan
Tel: +886 2 26099301
Fax: +886 2 26099303

Mode	802.11ax-HE20	Frequency	TX 2472MHz
		RU Configuration	26/8

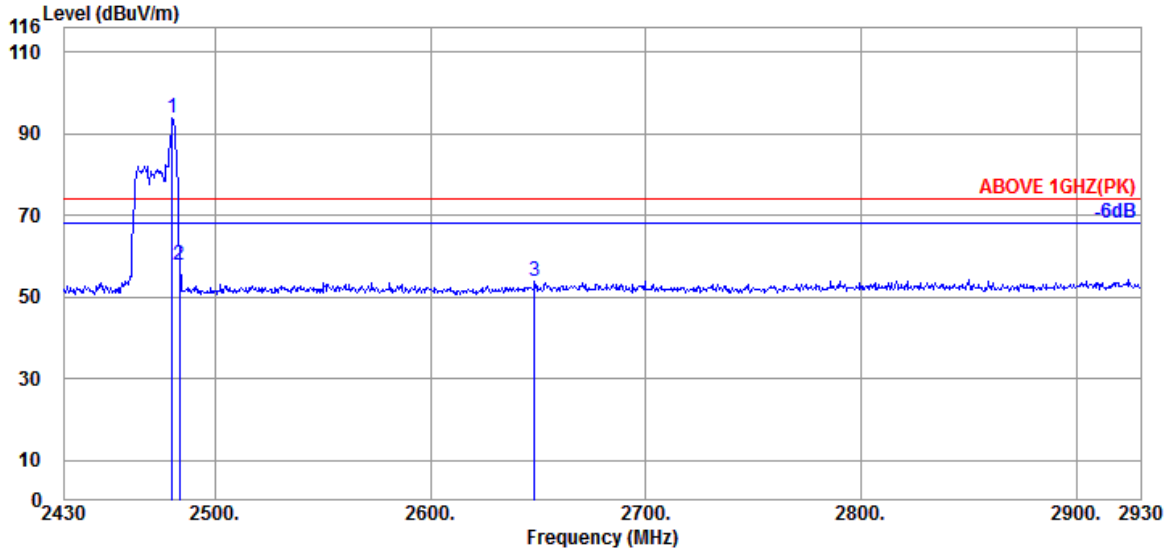

Antenna at Vertical Polarization

Emission Frequency (MHz)	Antenna Factor (dB/m)	Cable Loss (dB)	Preamp Gain (dB)	Read Level (dBμV)	Emission Level (dBμV/m)	Limits (dBμV/m)	Margin (dB)	Detector
@ 2480.000	32.11	7.99	34.60	88.36	93.86	---	---	Peak
2483.500	32.14	7.99	34.61	52.36	57.88	74.00	16.12	Peak
2648.500	32.20	8.07	34.64	48.06	53.69	74.00	20.31	Peak

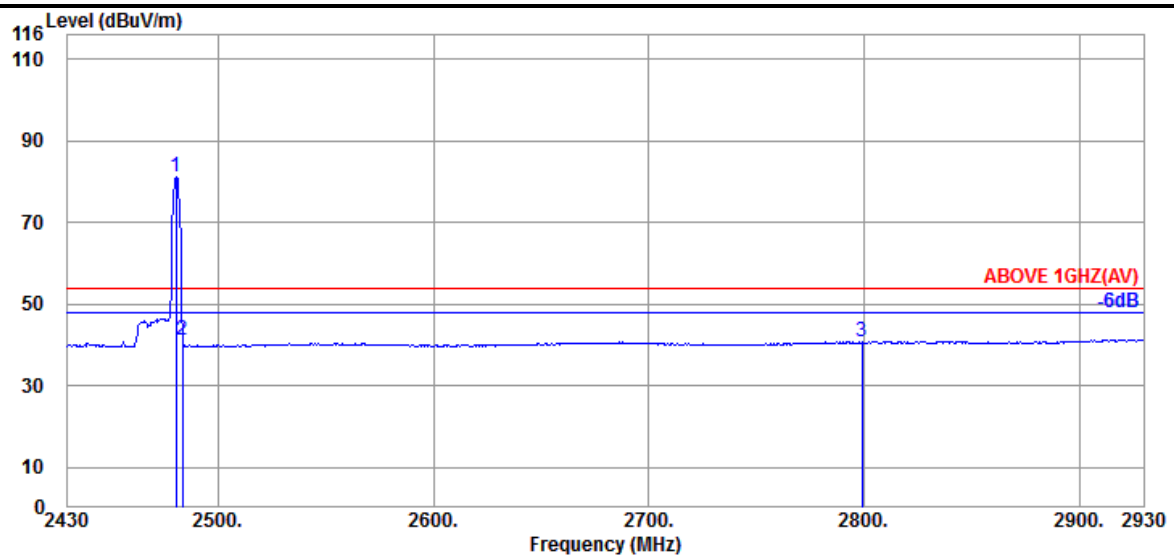

Antenna at Vertical Polarization

Emission Frequency (MHz)	Antenna Factor (dB/m)	Cable Loss (dB)	Preamp Gain (dB)	Read Level (dBμV)	Emission Level (dBμV/m)	Limits (dBμV/m)	Margin (dB)	Detector
@ 2480.500	32.11	7.99	34.60	75.48	80.98	---	---	Average
2483.500	32.14	7.99	34.61	35.55	41.07	54.00	12.93	Average
2799.000	32.60	8.14	34.67	34.78	40.85	54.00	13.15	Average

Remark: The "@" means fundamental frequency, it is ignored in this section.

This test report may be reproduced in full only. The document may only be updated by Audix Technology Corp. personnel. Any changes will be noted in the Document History section of the report.

Audix Technology Corp.
No. 53-11, Dingfu, Linkou, Dist.,
New Taipei City244, Taiwan
Tel: +886 2 26099301
Fax: +886 2 26099303

Mode	802.11ax-HE20	Frequency	TX 2472MHz
		RU Configuration	52/40

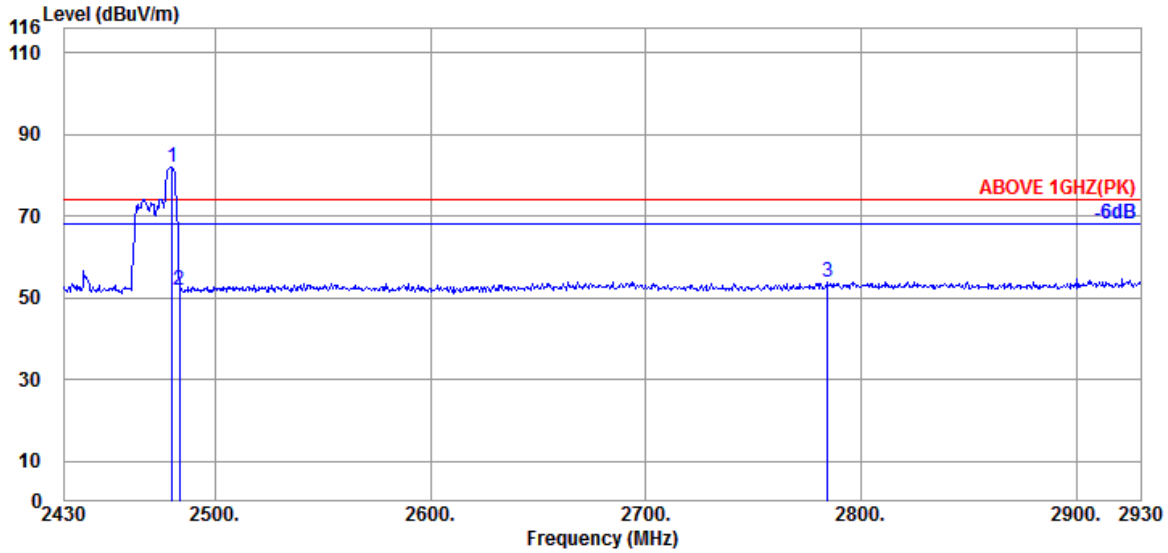

Antenna at Horizontal Polarization

Emission Frequency (MHz)	Antenna Factor (dB/m)	Cable Loss (dB)	Preamp Gain (dB)	Read Level (dBµV)	Emission Level (dBµV/m)	Limits (dBµV/m)	Margin (dB)	Detector
@ 2480.000	32.11	7.99	34.60	76.47	81.97	---	---	Peak
2483.500	32.14	7.99	34.61	46.40	51.92	74.00	22.08	Peak
2784.500	32.53	8.13	34.66	47.94	53.94	74.00	20.06	Peak

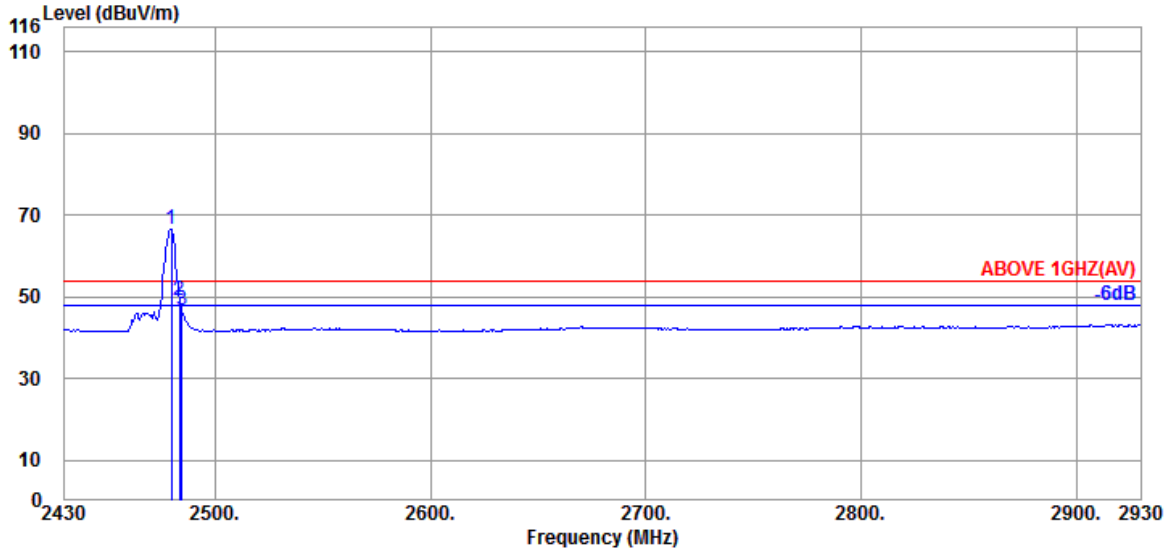

Antenna at Horizontal Polarization

Emission Frequency (MHz)	Antenna Factor (dB/m)	Cable Loss (dB)	Preamp Gain (dB)	Read Level (dBµV)	Emission Level (dBµV/m)	Limits (dBµV/m)	Margin (dB)	Detector
@ 2479.500	32.11	7.99	34.60	61.20	66.70	---	---	Average
2483.500	32.14	7.99	34.61	43.71	49.23	54.00	4.77	Average
2484.500	32.14	7.99	34.61	41.19	46.71	54.00	7.29	Average

Remark: The "@" means fundamental frequency, it is ignored in this section.

This test report may be reproduced in full only. The document may only be updated by Audix Technology Corp. personnel. Any changes will be noted in the Document History section of the report.

Audix Technology Corp.
No. 53-11, Dingfu, Linkou, Dist.,
New Taipei City244, Taiwan
Tel: +886 2 26099301
Fax: +886 2 26099303

Mode	802.11ax-HE20	Frequency	TX 2472MHz
		RU Configuration	52/40

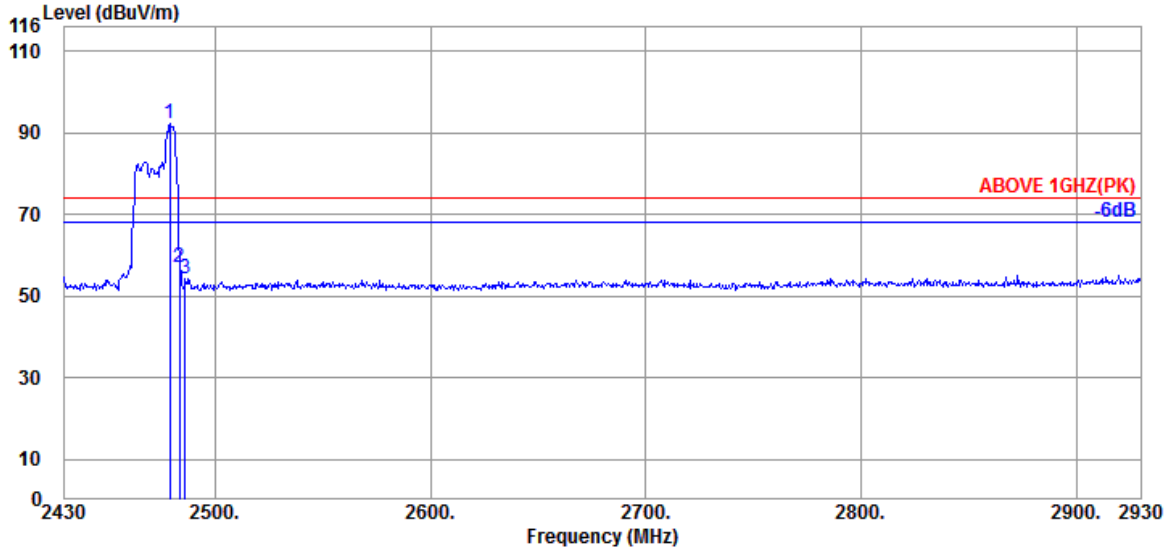

Antenna at Vertical Polarization

Emission Frequency (MHz)	Antenna Factor (dB/m)	Cable Loss (dB)	Preamp Gain (dB)	Read Level (dBµV)	Emission Level (dBµV/m)	Limits (dBµV/m)	Margin (dB)	Detector
@ 2479.000	32.11	7.99	34.60	86.61	92.11	---	---	Peak
2483.500	32.14	7.99	34.61	51.58	57.10	74.00	16.90	Peak
2486.000	32.14	8.00	34.61	48.72	54.25	74.00	19.75	Peak

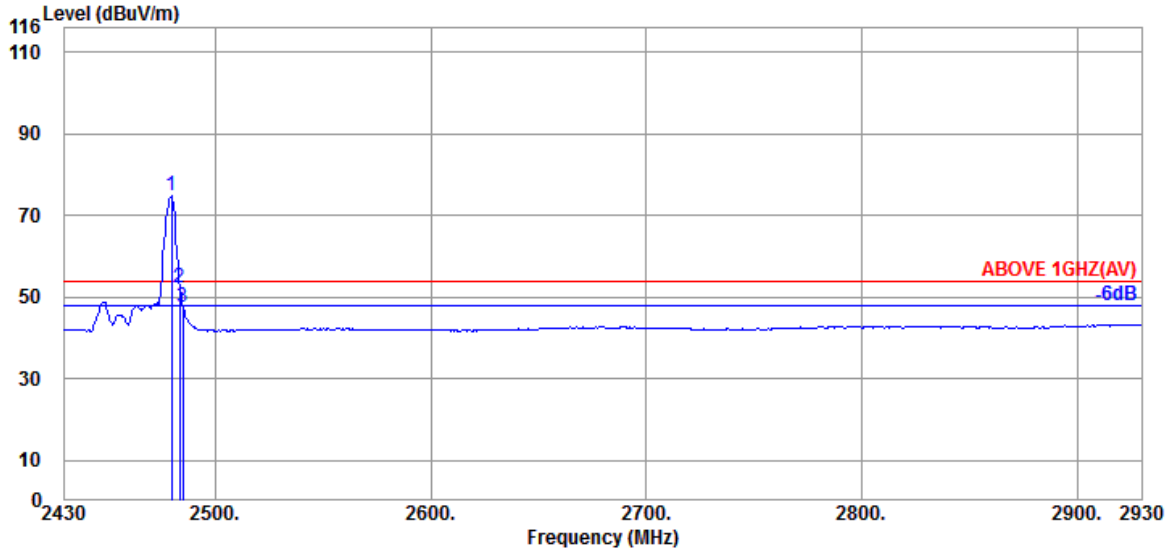

Antenna at Vertical Polarization

Emission Frequency (MHz)	Antenna Factor (dB/m)	Cable Loss (dB)	Preamp Gain (dB)	Read Level (dBµV)	Emission Level (dBµV/m)	Limits (dBµV/m)	Margin (dB)	Detector
@ 2479.500	32.11	7.99	34.60	69.22	74.72	---	---	Average
2483.500	32.14	7.99	34.61	46.84	52.36	54.00	1.64	Average
2485.000	32.14	7.99	34.61	42.01	47.53	54.00	6.47	Average

Remark: The "@" means fundamental frequency, it is ignored in this section.

This test report may be reproduced in full only. The document may only be updated by Audix Technology Corp. personnel. Any changes will be noted in the Document History section of the report.

Audix Technology Corp.
No. 53-11, Dingfu, Linkou, Dist.,
New Taipei City244, Taiwan

Tel: +886 2 26099301
Fax: +886 2 26099303

Mode	802.11ax-HE20	Frequency	TX 2472MHz
		RU Configuration	106/54

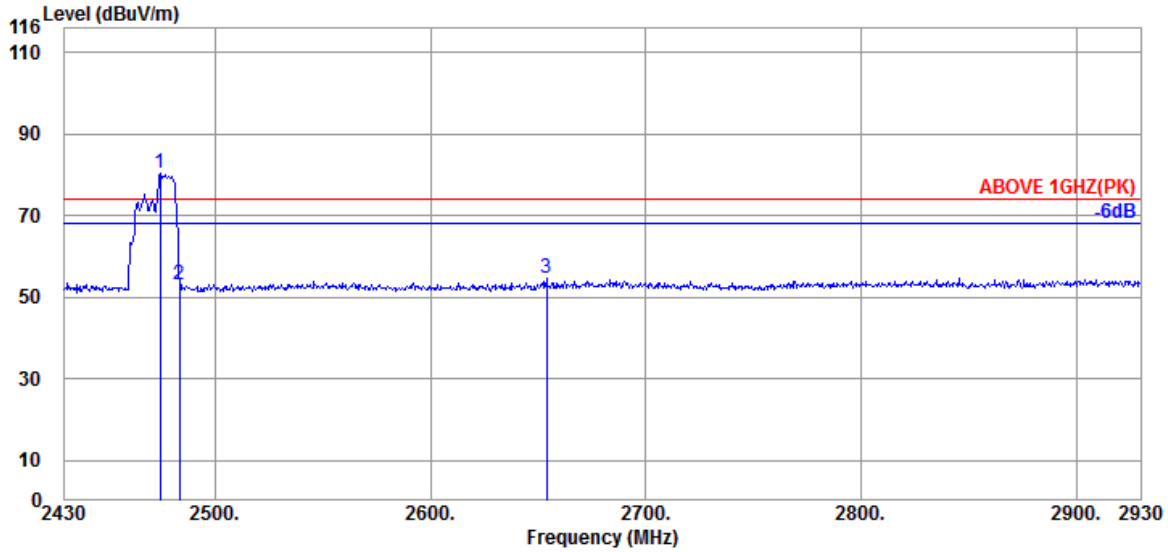

Antenna at Horizontal Polarization

Emission Frequency (MHz)	Antenna Factor (dB/m)	Cable Loss (dB)	Preamp Gain (dB)	Read Level (dBμV)	Emission Level (dBμV/m)	Limits (dBμV/m)	Margin (dB)	Detector
@ 2474.500	32.09	7.99	34.60	74.95	80.43	---	---	Peak
2483.500	32.14	7.99	34.61	47.37	52.89	74.00	21.11	Peak
2654.000	32.23	8.08	34.64	49.14	54.81	74.00	19.19	Peak

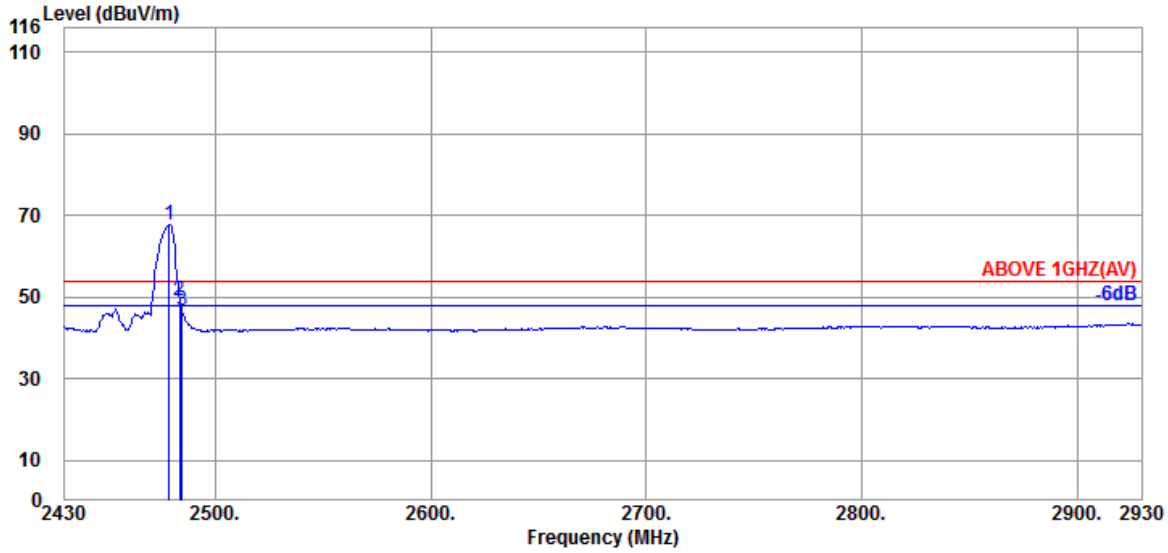

Antenna at Horizontal Polarization

Emission Frequency (MHz)	Antenna Factor (dB/m)	Cable Loss (dB)	Preamp Gain (dB)	Read Level (dBμV)	Emission Level (dBμV/m)	Limits (dBμV/m)	Margin (dB)	Detector
@ 2478.500	32.11	7.99	34.60	62.13	67.63	---	---	Average
2483.500	32.14	7.99	34.61	43.66	49.18	54.00	4.82	Average
2484.500	32.14	7.99	34.61	41.18	46.70	54.00	7.30	Average

Remark: The "@" means fundamental frequency, it is ignored in this section.

This test report may be reproduced in full only. The document may only be updated by Audix Technology Corp. personnel. Any changes will be noted in the Document History section of the report.

Audix Technology Corp.
No. 53-11, Dingfu, Linkou, Dist.,
New Taipei City244, Taiwan
Tel: +886 2 26099301
Fax: +886 2 26099303

Mode	802.11ax-HE20	Frequency	TX 2472MHz
		RU Configuration	106/54

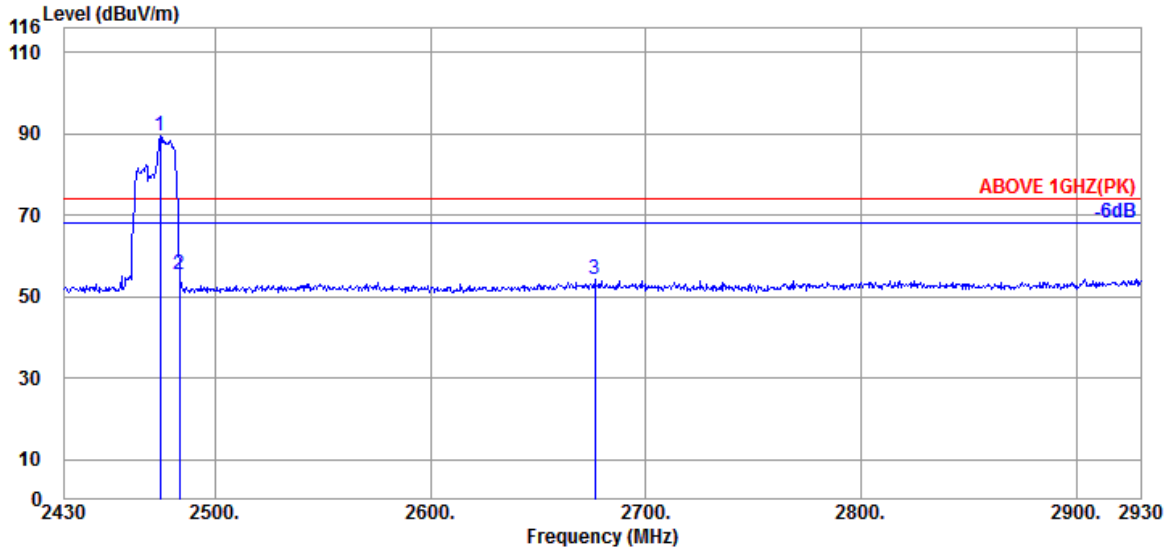

Antenna at Vertical Polarization

Emission Frequency (MHz)	Antenna Factor (dB/m)	Cable Loss (dB)	Preamp Gain (dB)	Read Level (dBμV)	Emission Level (dBμV/m)	Limits (dBμV/m)	Margin (dB)	Detector
@ 2474.500	32.09	7.99	34.60	83.82	89.30	---	---	Peak
2483.500	32.14	7.99	34.61	49.94	55.46	74.00	18.54	Peak
2676.500	32.31	8.08	34.64	48.38	54.13	74.00	19.87	Peak

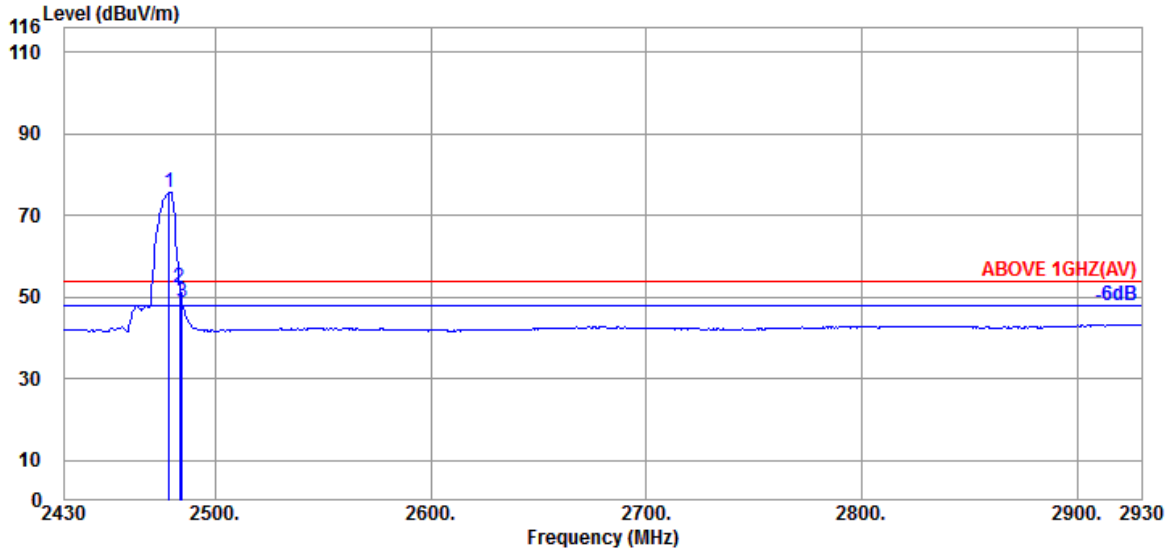

Antenna at Vertical Polarization

Emission Frequency (MHz)	Antenna Factor (dB/m)	Cable Loss (dB)	Preamp Gain (dB)	Read Level (dBμV)	Emission Level (dBμV/m)	Limits (dBμV/m)	Margin (dB)	Detector
@ 2478.500	32.11	7.99	34.60	70.09	75.59	---	---	Average
2483.500	32.14	7.99	34.61	46.80	52.32	54.00	1.68	Average
2484.500	32.14	7.99	34.61	43.20	48.72	54.00	5.28	Average

Remark: The "@" means fundamental frequency, it is ignored in this section.

This test report may be reproduced in full only. The document may only be updated by Audix Technology Corp. personnel. Any changes will be noted in the Document History section of the report.

Audix Technology Corp.
No. 53-11, Dingfu, Linkou, Dist.,
New Taipei City244, Taiwan
Tel: +886 2 26099301
Fax: +886 2 26099303

Mode	802.11ax-HE40	Frequency	TX 2422MHz
		RU Configuration	242/61

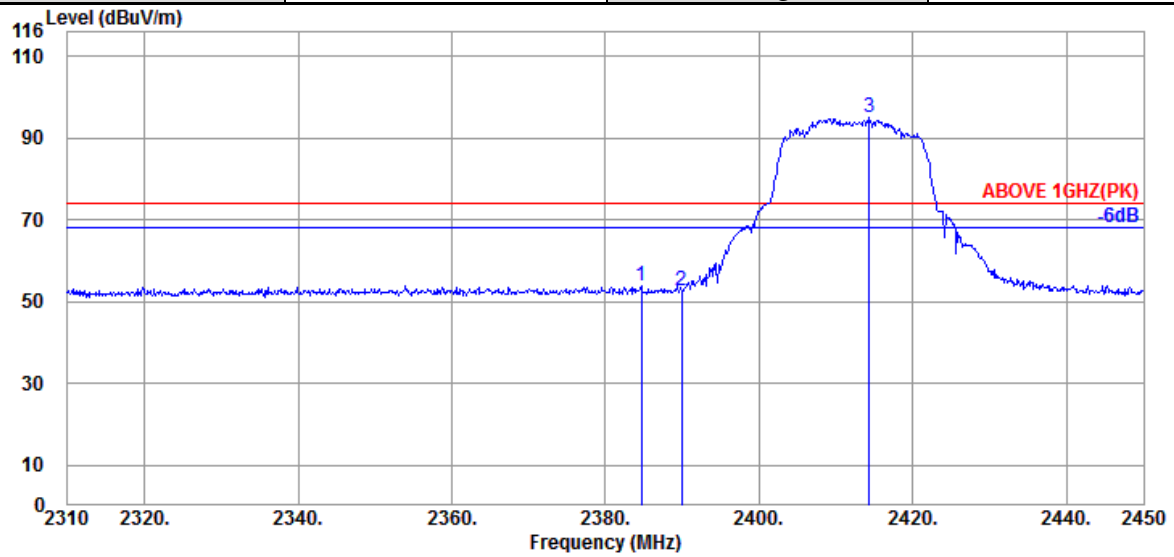

Antenna at Horizontal Polarization

Emission Frequency (MHz)	Antenna Factor (dB/m)	Cable Loss (dB)	Preamp Gain (dB)	Read Level (dBμV)	Emission Level (dBμV/m)	Limits (dBμV/m)	Margin (dB)	Detector
2384.620	32.44	7.95	34.58	48.09	53.90	74.00	20.10	Peak
2389.940	32.44	7.95	34.58	46.84	52.65	74.00	21.35	Peak
@ 2414.300	32.36	7.96	34.59	89.41	95.14	---	---	Peak

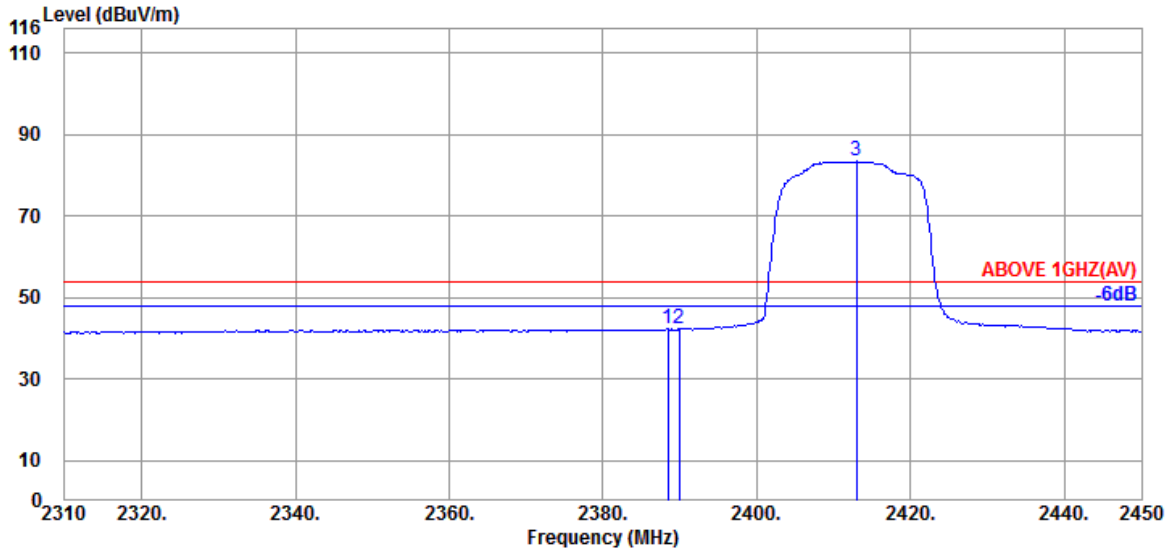

Antenna at Horizontal Polarization

Emission Frequency (MHz)	Antenna Factor (dB/m)	Cable Loss (dB)	Preamp Gain (dB)	Read Level (dBμV)	Emission Level (dBμV/m)	Limits (dBμV/m)	Margin (dB)	Detector
2388.400	32.44	7.95	34.58	36.38	42.19	54.00	11.81	Average
2389.940	32.44	7.95	34.58	36.49	42.30	54.00	11.70	Average
@ 2412.900	32.36	7.96	34.59	77.64	83.37	---	---	Average

Remark: The "@" means fundamental frequency, it is ignored in this section.

This test report may be reproduced in full only. The document may only be updated by Audix Technology Corp. personnel. Any changes will be noted in the Document History section of the report.

Audix Technology Corp.
No. 53-11, Dingfu, Linkou, Dist.,
New Taipei City244, Taiwan
Tel: +886 2 26099301
Fax: +886 2 26099303

Mode	802.11ax-HE40	Frequency	TX 2422MHz
		RU Configuration	242/61

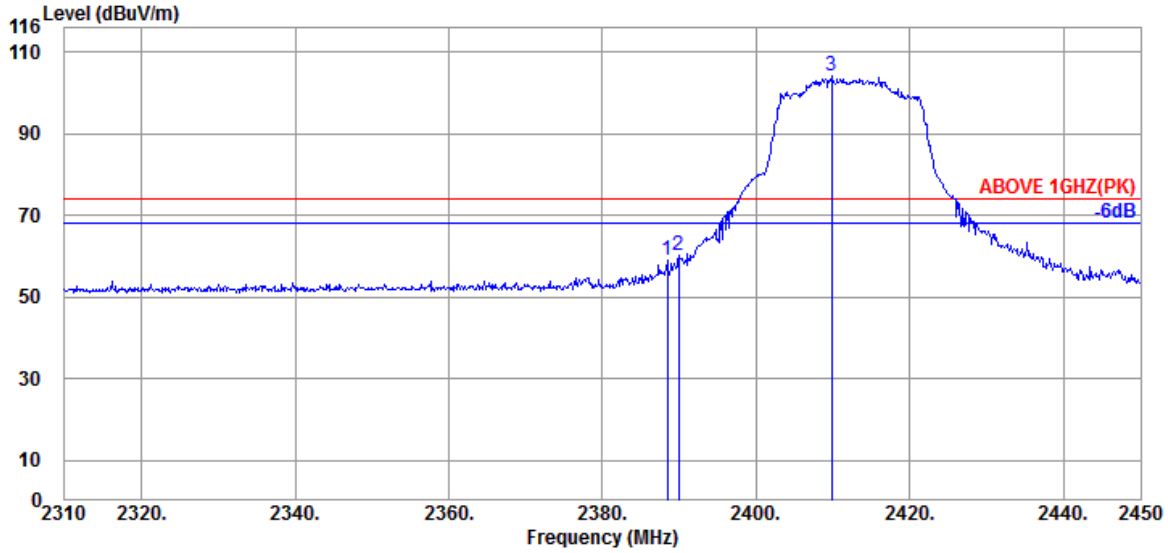

Antenna at Vertical Polarization

Emission Frequency (MHz)	Antenna Factor (dB/m)	Cable Loss (dB)	Preamp Gain (dB)	Read Level (dBμV)	Emission Level (dBμV/m)	Limits (dBμV/m)	Margin (dB)	Detector
2388.400	32.44	7.95	34.58	53.15	58.96	74.00	15.04	Peak
2389.940	32.44	7.95	34.58	54.44	60.25	74.00	13.75	Peak
@ 2409.820	32.43	7.96	34.59	98.31	104.11	---	---	Peak

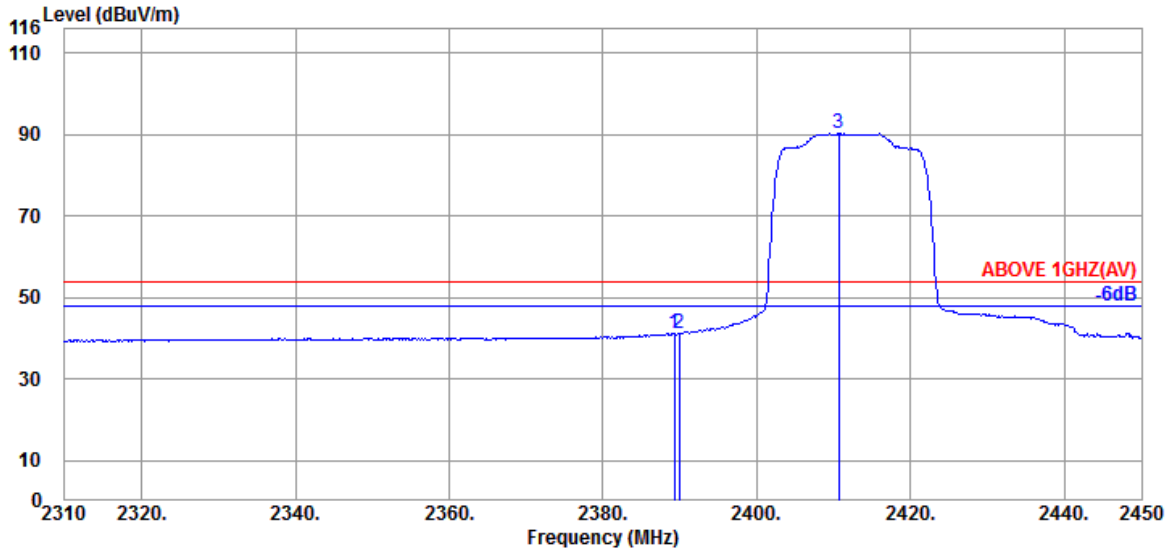

Antenna at Vertical Polarization

Emission Frequency (MHz)	Antenna Factor (dB/m)	Cable Loss (dB)	Preamp Gain (dB)	Read Level (dBμV)	Emission Level (dBμV/m)	Limits (dBμV/m)	Margin (dB)	Detector
2389.240	32.44	7.95	34.58	35.42	41.23	54.00	12.77	Average
2389.940	32.44	7.95	34.58	35.56	41.37	54.00	12.63	Average
@ 2410.660	32.43	7.96	34.59	84.36	90.16	---	---	Average

Remark: The "@" means fundamental frequency, it is ignored in this section.

This test report may be reproduced in full only. The document may only be updated by Audix Technology Corp. personnel. Any changes will be noted in the Document History section of the report.

Audix Technology Corp.
No. 53-11, Dingfu, Linkou, Dist.,
New Taipei City244, Taiwan
Tel: +886 2 26099301
Fax: +886 2 26099303

Mode	802.11ax-HE40	Frequency	TX 2467MHz
		RU Configuration	242/62

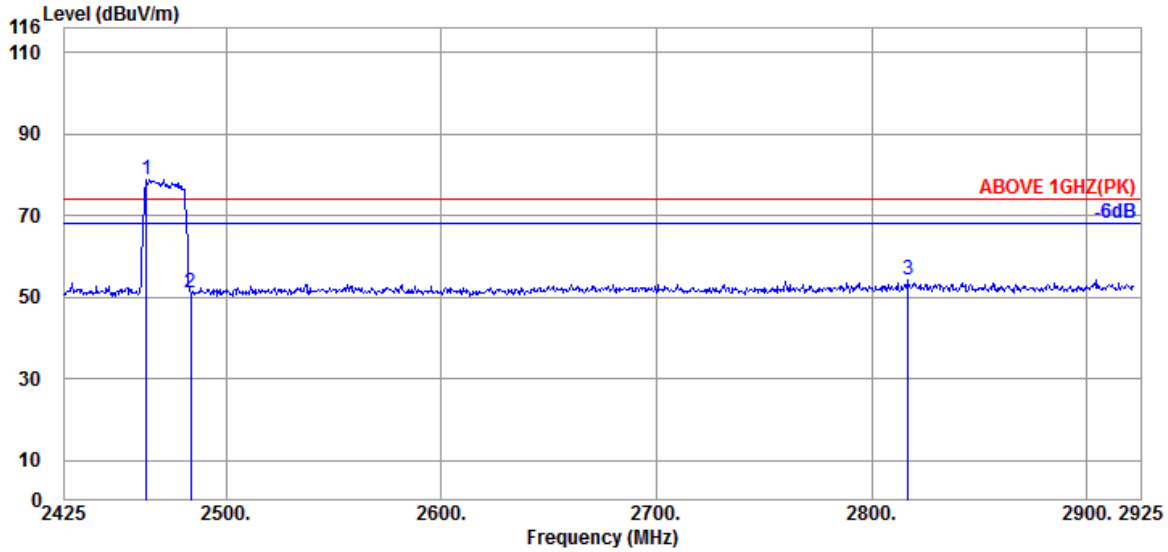

Antenna at Horizontal Polarization

Emission Frequency (MHz)	Antenna Factor (dB/m)	Cable Loss (dB)	Preamp Gain (dB)	Read Level (dBμV)	Emission Level (dBμV/m)	Limits (dBμV/m)	Margin (dB)	Detector
@ 2463.000	32.06	7.98	34.60	73.35	78.79	---	---	Peak
2483.500	32.14	7.99	34.61	45.59	51.11	74.00	22.89	Peak
2817.000	32.77	8.14	34.67	47.91	54.15	74.00	19.85	Peak

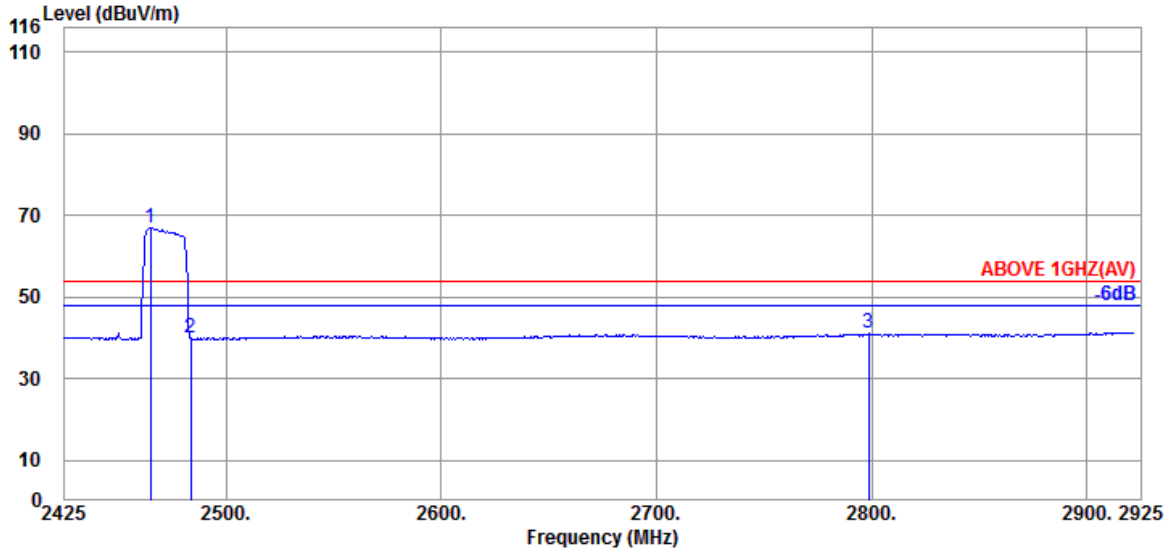

Antenna at Horizontal Polarization

Emission Frequency (MHz)	Antenna Factor (dB/m)	Cable Loss (dB)	Preamp Gain (dB)	Read Level (dBμV)	Emission Level (dBμV/m)	Limits (dBμV/m)	Margin (dB)	Detector
@ 2465.000	32.06	7.98	34.60	61.53	66.97	---	---	Average
2483.500	32.14	7.99	34.61	34.32	39.84	54.00	14.16	Average
2798.500	32.60	8.14	34.67	35.00	41.07	54.00	12.93	Average

Remark: The "@" means fundamental frequency, it is ignored in this section.

This test report may be reproduced in full only. The document may only be updated by Audix Technology Corp. personnel. Any changes will be noted in the Document History section of the report.

Audix Technology Corp.
No. 53-11, Dingfu, Linkou, Dist.,
New Taipei City244, Taiwan
Tel: +886 2 26099301
Fax: +886 2 26099303

Mode	802.11ax-HE40	Frequency	TX 2467MHz
		RU Configuration	242/62

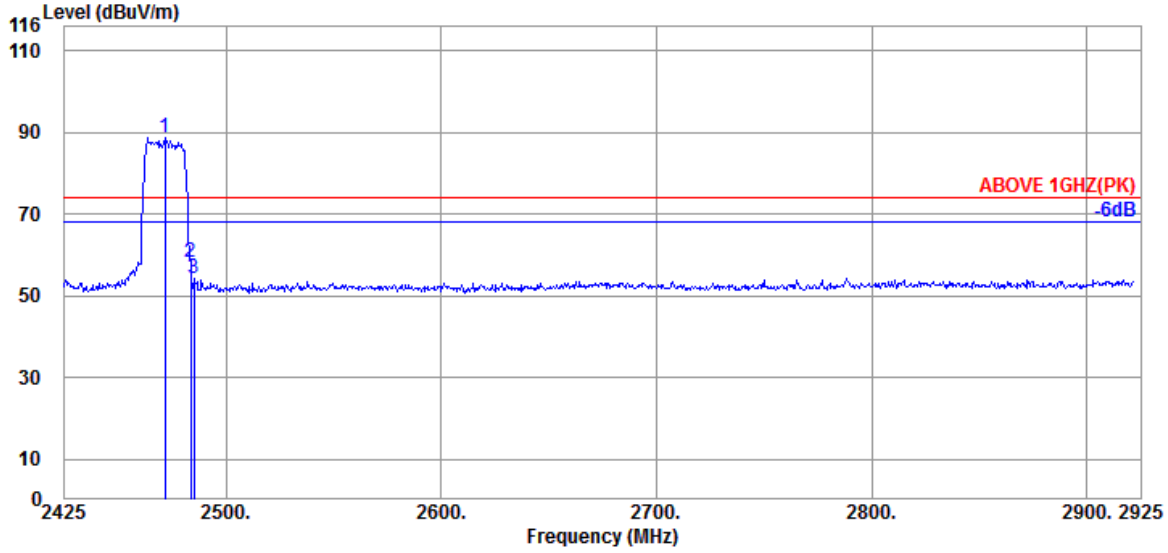

Antenna at Vertical Polarization

Emission Frequency (MHz)	Antenna Factor (dB/m)	Cable Loss (dB)	Preamp Gain (dB)	Read Level (dBμV)	Emission Level (dBμV/m)	Limits (dBμV/m)	Margin (dB)	Detector
@ 2471.500	32.09	7.99	34.60	83.22	88.70	---	---	Peak
2483.500	32.14	7.99	34.61	52.76	58.28	74.00	15.72	Peak
2485.000	32.14	7.99	34.61	48.90	54.42	74.00	19.58	Peak

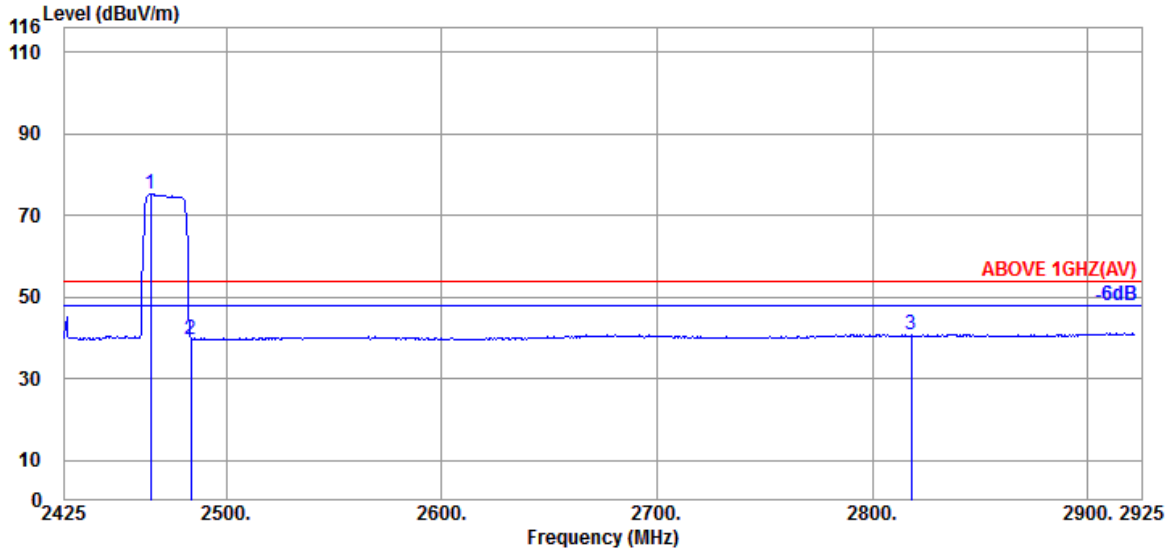

Antenna at Vertical Polarization

Emission Frequency (MHz)	Antenna Factor (dB/m)	Cable Loss (dB)	Preamp Gain (dB)	Read Level (dBμV)	Emission Level (dBμV/m)	Limits (dBμV/m)	Margin (dB)	Detector
@ 2465.000	32.06	7.98	34.60	69.67	75.11	---	---	Average
2483.500	32.14	7.99	34.61	34.25	39.77	54.00	14.23	Average
2818.000	32.77	8.14	34.67	34.55	40.79	54.00	13.21	Average

Remark: The "@" means fundamental frequency, it is ignored in this section.

This test report may be reproduced in full only. The document may only be updated by Audix Technology Corp. personnel. Any changes will be noted in the Document History section of the report.

Audix Technology Corp.
No. 53-11, Dingfu, Linkou, Dist.,
New Taipei City244, Taiwan
Tel: +886 2 26099301
Fax: +886 2 26099303

Mode	BLE (1M)	Frequency	TX 2402MHz

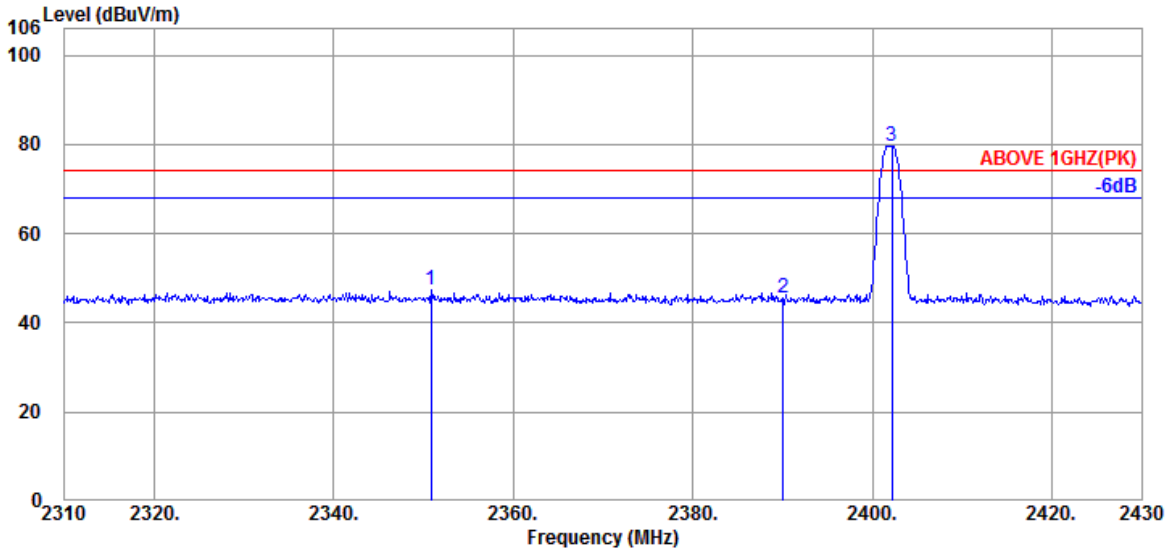

Antenna at Horizontal Polarization

	Emission Frequency (MHz)	Antenna Factor (dB/m)	Cable Loss (dB)	Preamp Gain (dB)	Read Level (dBμV)	Emission Level (dBμV/m)	Limits (dBμV/m)	Margin (dB)	Detector
	2350.800	32.30	7.93	34.57	41.75	47.41	74.00	26.59	Peak
	2390.040	32.44	7.95	34.58	39.61	45.42	74.00	28.58	Peak
@	2402.160	32.50	7.95	34.59	73.72	79.58	---	---	Peak

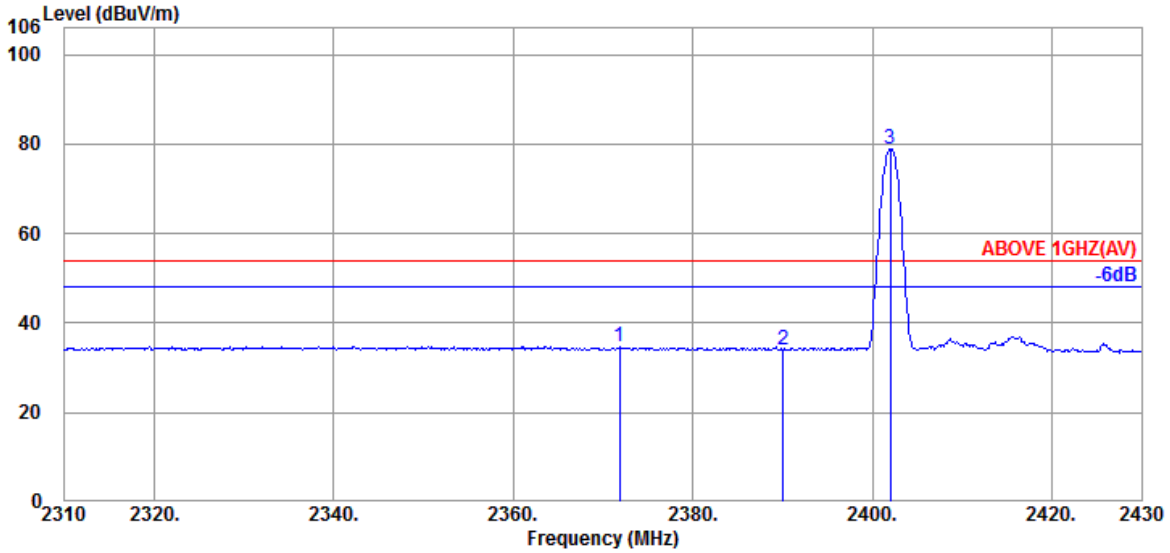

Antenna at Horizontal Polarization

	Emission Frequency (MHz)	Antenna Factor (dB/m)	Cable Loss (dB)	Preamp Gain (dB)	Read Level (dBμV)	Emission Level (dBμV/m)	Limits (dBμV/m)	Margin (dB)	Detector
	2371.800	32.39	7.94	34.58	28.97	34.72	54.00	19.28	Average
	2390.040	32.44	7.95	34.58	28.33	34.14	54.00	19.86	Average
@	2402.040	32.50	7.95	34.59	73.14	79.00	---	---	Average

Remark: The "@" means fundamental frequency, it is ignored in this section.

This test report may be reproduced in full only. The document may only be updated by Audix Technology Corp. personnel. Any changes will be noted in the Document History section of the report.

Audix Technology Corp.
No. 53-11, Dingfu, Linkou, Dist.,
New Taipei City244, Taiwan
Tel: +886 2 26099301
Fax: +886 2 26099303

Mode	BLE (1M)	Frequency	TX 2402MHz

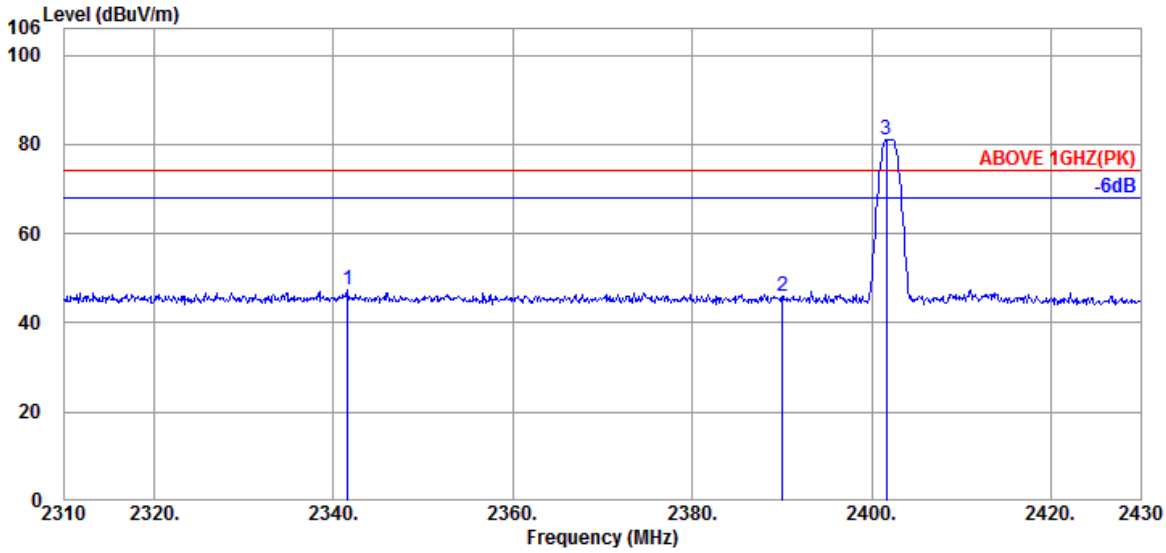

Antenna at Vertical Polarization

Emission Frequency (MHz)	Antenna Factor (dB/m)	Cable Loss (dB)	Preamp Gain (dB)	Read Level (dBμV)	Emission Level (dBμV/m)	Limits (dBμV/m)	Margin (dB)	Detector
2341.560	32.17	7.92	34.57	42.03	47.55	74.00	26.45	Peak
2390.040	32.44	7.95	34.58	40.16	45.97	74.00	28.03	Peak
@ 2401.680	32.50	7.95	34.59	75.34	81.20	---	---	Peak

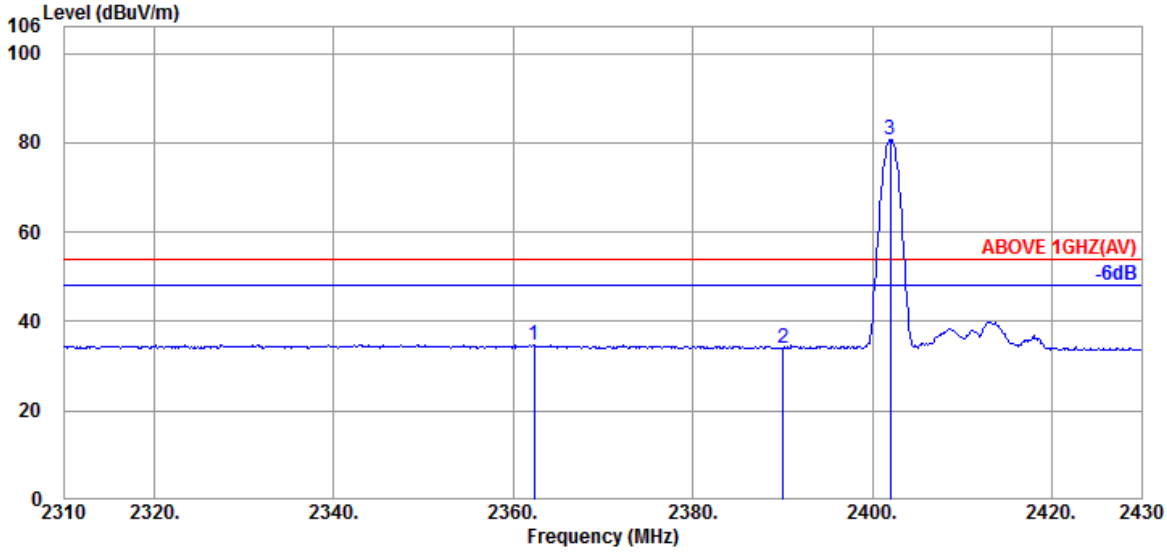

Antenna at Vertical Polarization

Emission Frequency (MHz)	Antenna Factor (dB/m)	Cable Loss (dB)	Preamp Gain (dB)	Read Level (dBμV)	Emission Level (dBμV/m)	Limits (dBμV/m)	Margin (dB)	Detector
2362.320	32.33	7.94	34.58	29.12	34.81	54.00	19.19	Average
2390.040	32.44	7.95	34.58	28.33	34.14	54.00	19.86	Average
@ 2402.040	32.50	7.95	34.59	74.87	80.73	---	---	Average

Remark: The "@" means fundamental frequency, it is ignored in this section.

This test report may be reproduced in full only. The document may only be updated by Audix Technology Corp. personnel. Any changes will be noted in the Document History section of the report.

Audix Technology Corp.
No. 53-11, Dingfu, Linkou, Dist.,
New Taipei City244, Taiwan
Tel: +886 2 26099301
Fax: +886 2 26099303

Mode	BLE (1M)	Frequency	TX 2480MHz

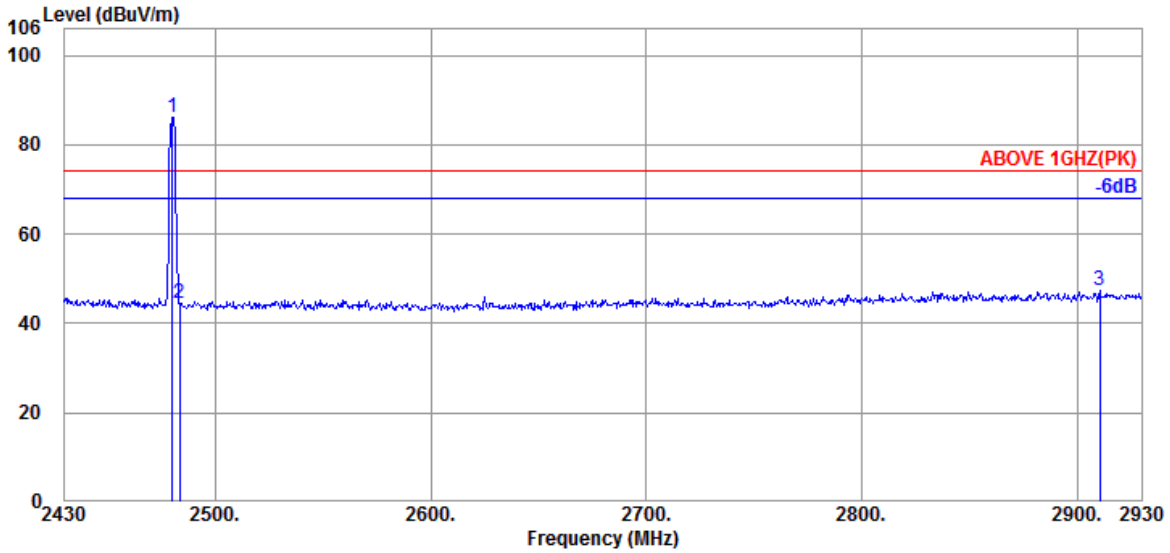

Antenna at Horizontal Polarization

Emission Frequency (MHz)	Antenna Factor (dB/m)	Cable Loss (dB)	Preamp Gain (dB)	Read Level (dBµV)	Emission Level (dBµV/m)	Limits (dBµV/m)	Margin (dB)	Detector
@ 2480.000	32.11	7.99	34.60	80.52	86.02	---	---	Peak
2483.500	32.14	7.99	34.61	38.84	44.36	74.00	29.64	Peak
2910.500	32.87	8.18	34.69	40.95	47.31	74.00	26.69	Peak

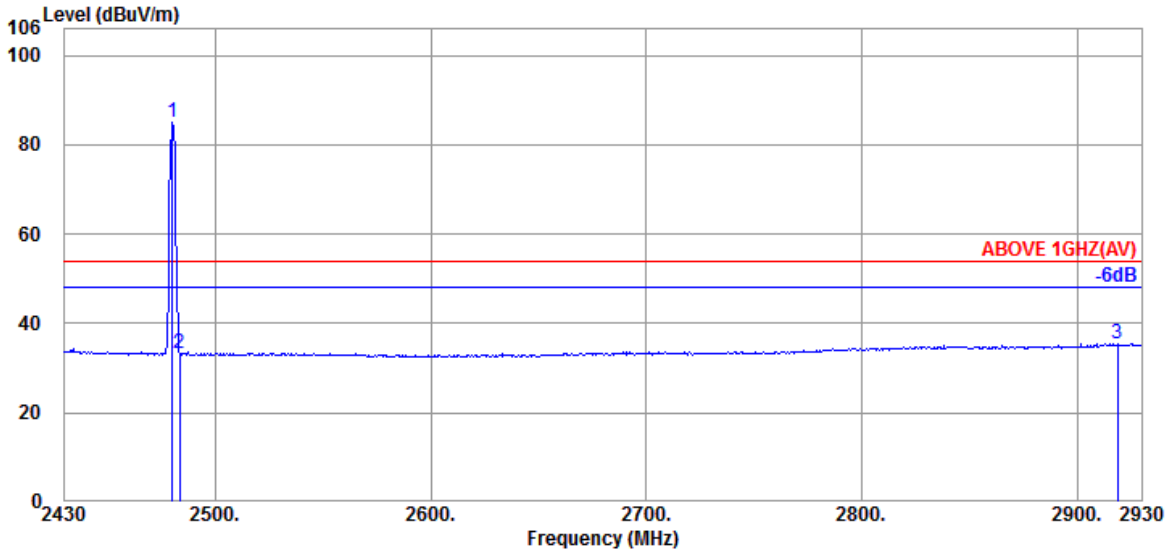

Antenna at Horizontal Polarization

Emission Frequency (MHz)	Antenna Factor (dB/m)	Cable Loss (dB)	Preamp Gain (dB)	Read Level (dBµV)	Emission Level (dBµV/m)	Limits (dBµV/m)	Margin (dB)	Detector
@ 2480.000	32.11	7.99	34.60	79.56	85.06	---	---	Average
2483.500	32.14	7.99	34.61	27.67	33.19	54.00	20.81	Average
2919.000	32.90	8.19	34.69	28.96	35.36	54.00	18.64	Average

Remark: The "@" means fundamental frequency, it is ignored in this section.

This test report may be reproduced in full only. The document may only be updated by Audix Technology Corp. personnel. Any changes will be noted in the Document History section of the report.

Audix Technology Corp.
No. 53-11, Dingfu, Linkou, Dist.,
New Taipei City244, Taiwan
Tel: +886 2 26099301
Fax: +886 2 26099303

Mode	BLE (1M)	Frequency	TX 2480MHz

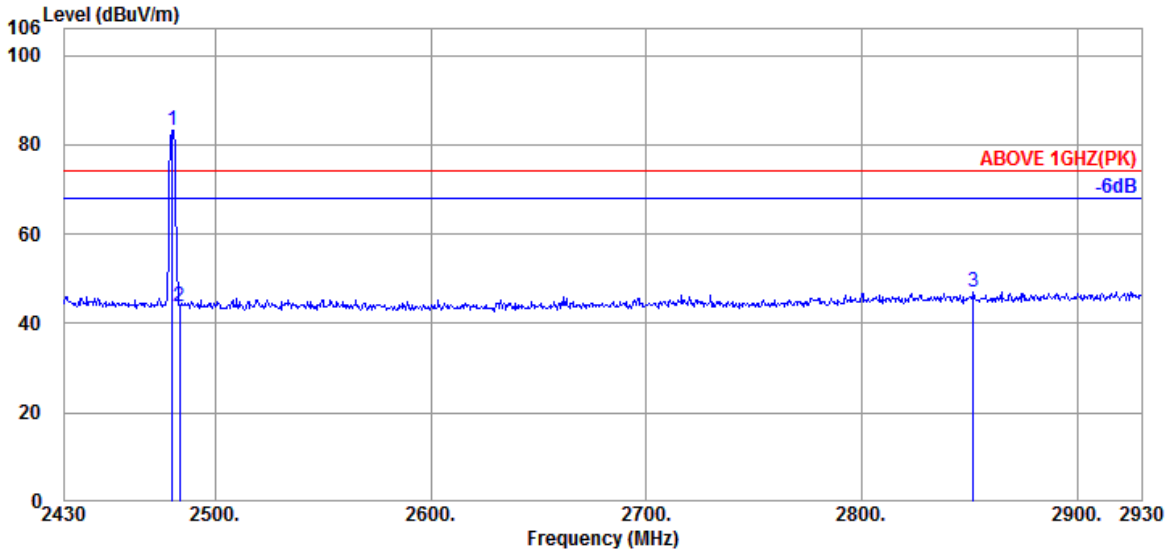

Antenna at Vertical Polarization

Emission Frequency (MHz)	Antenna Factor (dB/m)	Cable Loss (dB)	Preamp Gain (dB)	Read Level (dBµV)	Emission Level (dBµV/m)	Limits (dBµV/m)	Margin (dB)	Detector
@ 2480.000	32.11	7.99	34.60	77.80	83.30	---	---	Peak
2483.500	32.14	7.99	34.61	38.20	43.72	74.00	30.28	Peak
2852.000	33.05	8.16	34.68	40.67	47.20	74.00	26.80	Peak

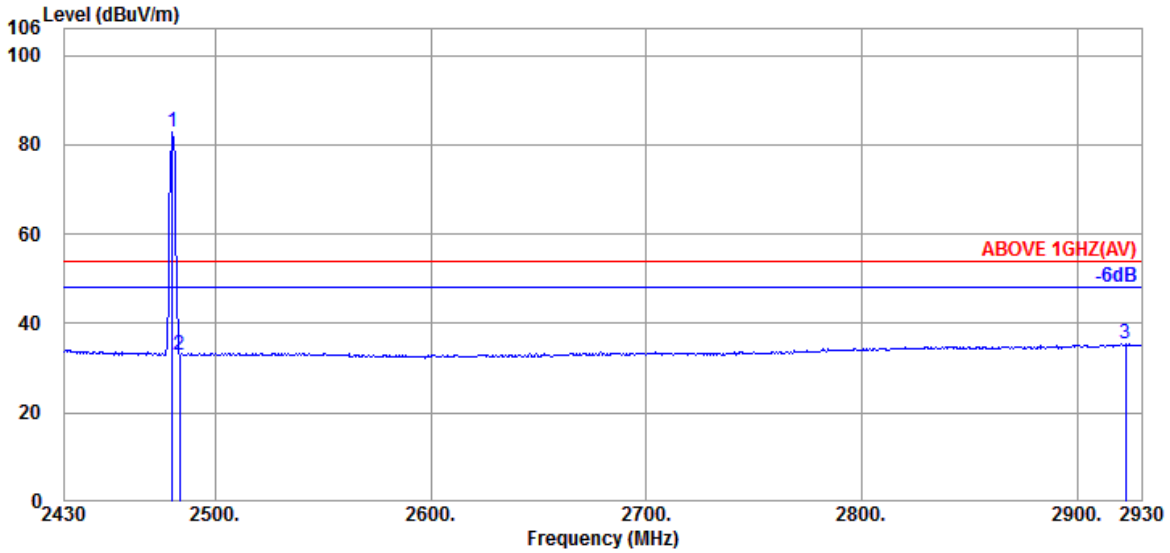

Antenna at Vertical Polarization

Emission Frequency (MHz)	Antenna Factor (dB/m)	Cable Loss (dB)	Preamp Gain (dB)	Read Level (dBµV)	Emission Level (dBµV/m)	Limits (dBµV/m)	Margin (dB)	Detector
@ 2480.000	32.11	7.99	34.60	77.28	82.78	---	---	Average
2483.500	32.14	7.99	34.61	27.50	33.02	54.00	20.98	Average
2922.500	32.90	8.19	34.69	29.02	35.42	54.00	18.58	Average

Remark: The "@" means fundamental frequency, it is ignored in this section.

This test report may be reproduced in full only. The document may only be updated by Audix Technology Corp. personnel. Any changes will be noted in the Document History section of the report.

Audix Technology Corp.
No. 53-11, Dingfu, Linkou, Dist.,
New Taipei City244, Taiwan

Tel: +886 2 26099301
Fax: +886 2 26099303

Mode	BLE (2M)	Frequency	TX 2402MHz

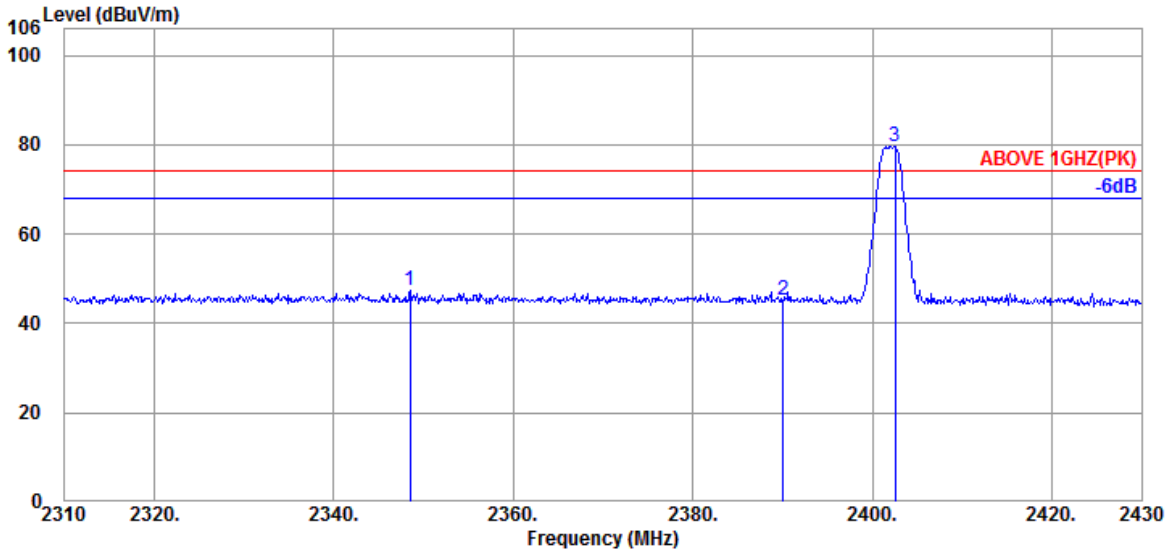

Antenna at Horizontal Polarization

	Emission Frequency (MHz)	Antenna Factor (dB/m)	Cable Loss (dB)	Preamp Gain (dB)	Read Level (dBμV)	Emission Level (dBμV/m)	Limits (dBμV/m)	Margin (dB)	Detector
	2348.520	32.24	7.93	34.57	41.64	47.24	74.00	26.76	Peak
	2390.040	32.44	7.95	34.58	39.38	45.19	74.00	28.81	Peak
@	2402.520	32.50	7.95	34.59	73.66	79.52	---	---	Peak

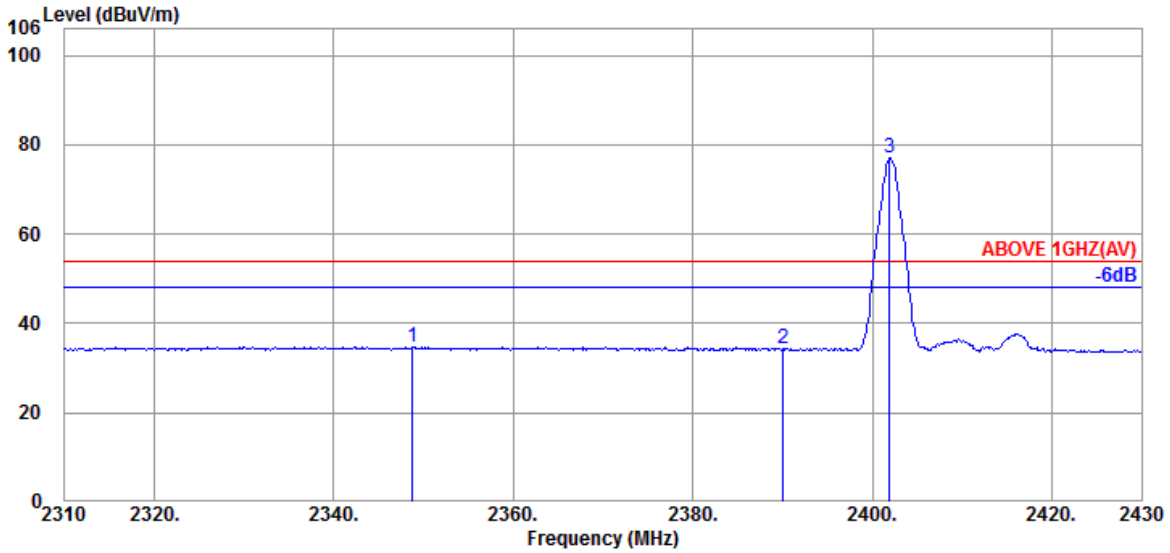

Antenna at Horizontal Polarization

	Emission Frequency (MHz)	Antenna Factor (dB/m)	Cable Loss (dB)	Preamp Gain (dB)	Read Level (dBμV)	Emission Level (dBμV/m)	Limits (dBμV/m)	Margin (dB)	Detector
	2348.760	32.24	7.93	34.57	29.25	34.85	54.00	19.15	Average
	2390.040	32.44	7.95	34.58	28.52	34.33	54.00	19.67	Average
@	2401.920	32.50	7.95	34.59	71.16	77.02	---	---	Average

Remark: The "@" means fundamental frequency, it is ignored in this section.

This test report may be reproduced in full only. The document may only be updated by Audix Technology Corp. personnel. Any changes will be noted in the Document History section of the report.

Audix Technology Corp.
No. 53-11, Dingfu, Linkou, Dist.,
New Taipei City244, Taiwan
Tel: +886 2 26099301
Fax: +886 2 26099303

Mode	BLE (2M)	Frequency	TX 2402MHz

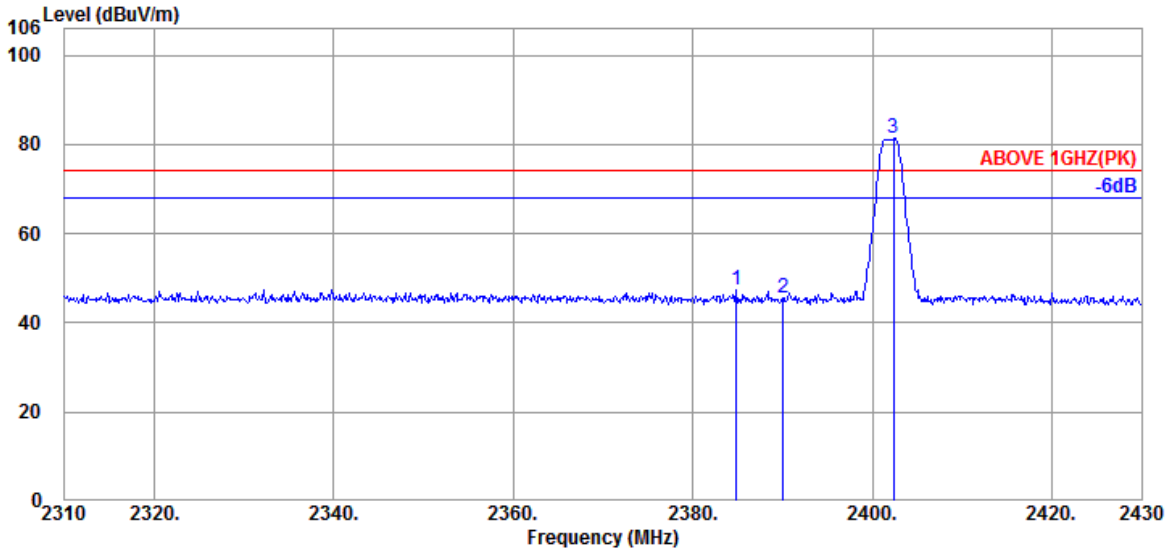

Antenna at Vertical Polarization

	Emission Frequency (MHz)	Antenna Factor (dB/m)	Cable Loss (dB)	Preamp Gain (dB)	Read Level (dBμV)	Emission Level (dBμV/m)	Limits (dBμV/m)	Margin (dB)	Detector
	2384.880	32.44	7.95	34.58	41.73	47.54	74.00	26.46	Peak
	2390.040	32.44	7.95	34.58	39.73	45.54	74.00	28.46	Peak
@	2402.400	32.50	7.95	34.59	75.39	81.25	---	---	Peak

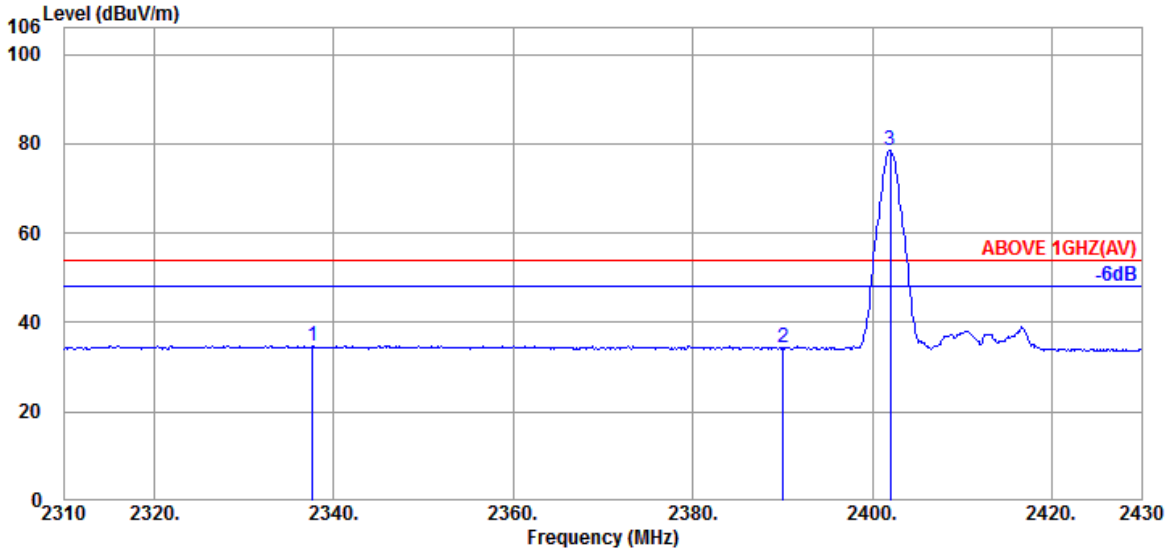

Antenna at Vertical Polarization

	Emission Frequency (MHz)	Antenna Factor (dB/m)	Cable Loss (dB)	Preamp Gain (dB)	Read Level (dBμV)	Emission Level (dBμV/m)	Limits (dBμV/m)	Margin (dB)	Detector
	2337.600	32.17	7.92	34.57	29.38	34.90	54.00	19.10	Average
	2390.040	32.44	7.95	34.58	28.45	34.26	54.00	19.74	Average
@	2402.040	32.50	7.95	34.59	72.76	78.62	---	---	Average

Remark: The "@" means fundamental frequency, it is ignored in this section.

This test report may be reproduced in full only. The document may only be updated by Audix Technology Corp. personnel. Any changes will be noted in the Document History section of the report.

Audix Technology Corp.
No. 53-11, Dingfu, Linkou, Dist.,
New Taipei City244, Taiwan
Tel: +886 2 26099301
Fax: +886 2 26099303

Mode	BLE (2M)	Frequency	TX 2480MHz

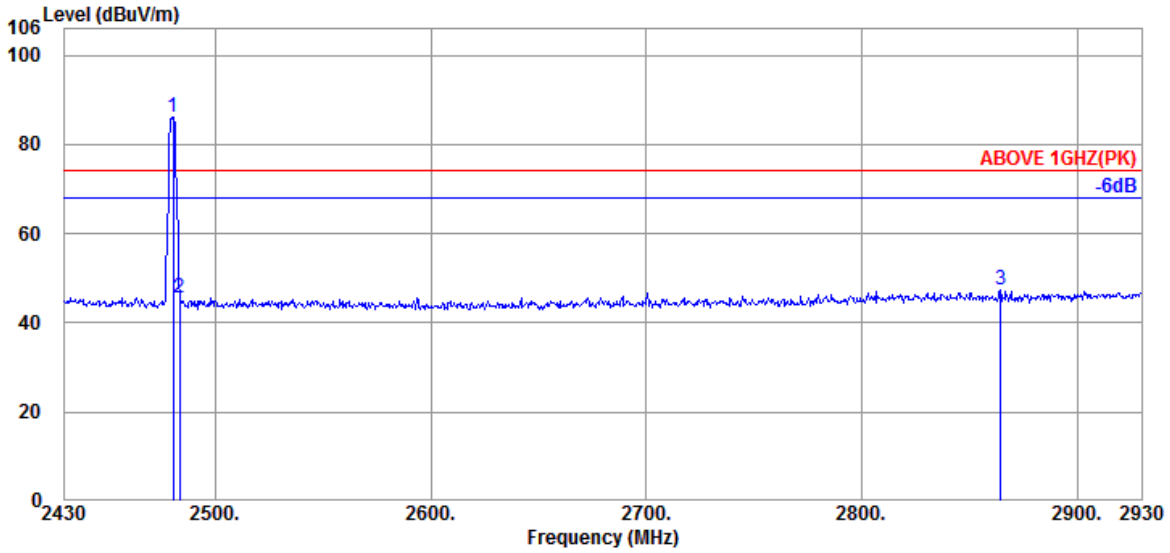

Antenna at Horizontal Polarization

Emission Frequency (MHz)	Antenna Factor (dB/m)	Cable Loss (dB)	Preamp Gain (dB)	Read Level (dBµV)	Emission Level (dBµV/m)	Limits (dBµV/m)	Margin (dB)	Detector
@ 2480.500	32.11	7.99	34.60	80.55	86.05	---	---	Peak
2483.500	32.14	7.99	34.61	39.91	45.43	74.00	28.57	Peak
2864.500	33.00	8.17	34.68	40.77	47.26	74.00	26.74	Peak

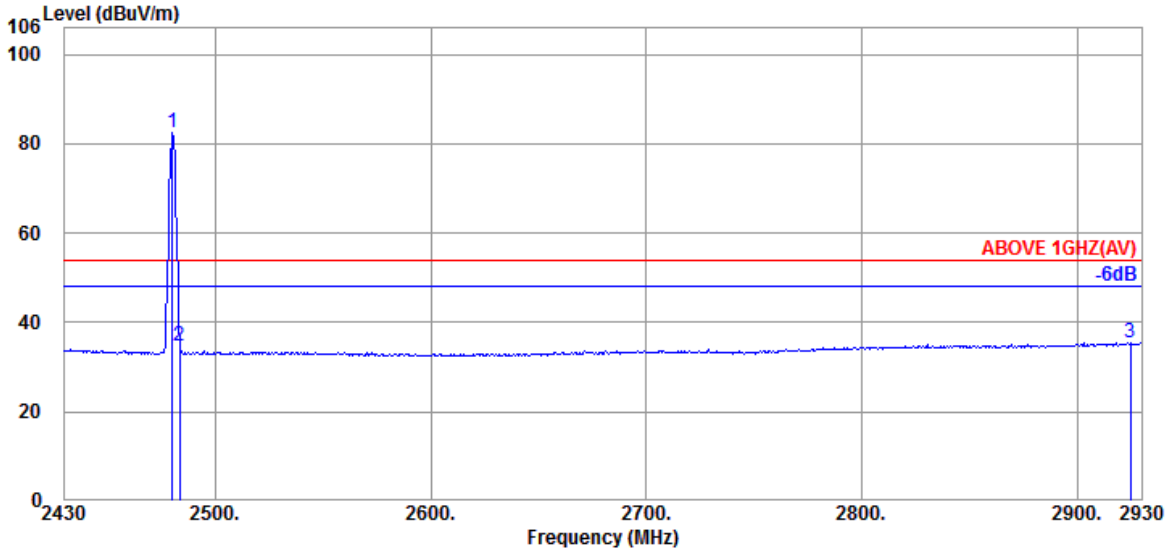

Antenna at Horizontal Polarization

Emission Frequency (MHz)	Antenna Factor (dB/m)	Cable Loss (dB)	Preamp Gain (dB)	Read Level (dBµV)	Emission Level (dBµV/m)	Limits (dBµV/m)	Margin (dB)	Detector
@ 2480.000	32.11	7.99	34.60	77.05	82.55	---	---	Average
2483.500	32.14	7.99	34.61	29.08	34.60	54.00	19.40	Average
2925.000	32.90	8.19	34.69	29.19	35.59	54.00	18.41	Average

Remark: The "@" means fundamental frequency, it is ignored in this section.

This test report may be reproduced in full only. The document may only be updated by Audix Technology Corp. personnel. Any changes will be noted in the Document History section of the report.

Audix Technology Corp.
No. 53-11, Dingfu, Linkou, Dist.,
New Taipei City244, Taiwan

Tel: +886 2 26099301
Fax: +886 2 26099303

Mode	BLE (2M)	Frequency	TX 2480MHz

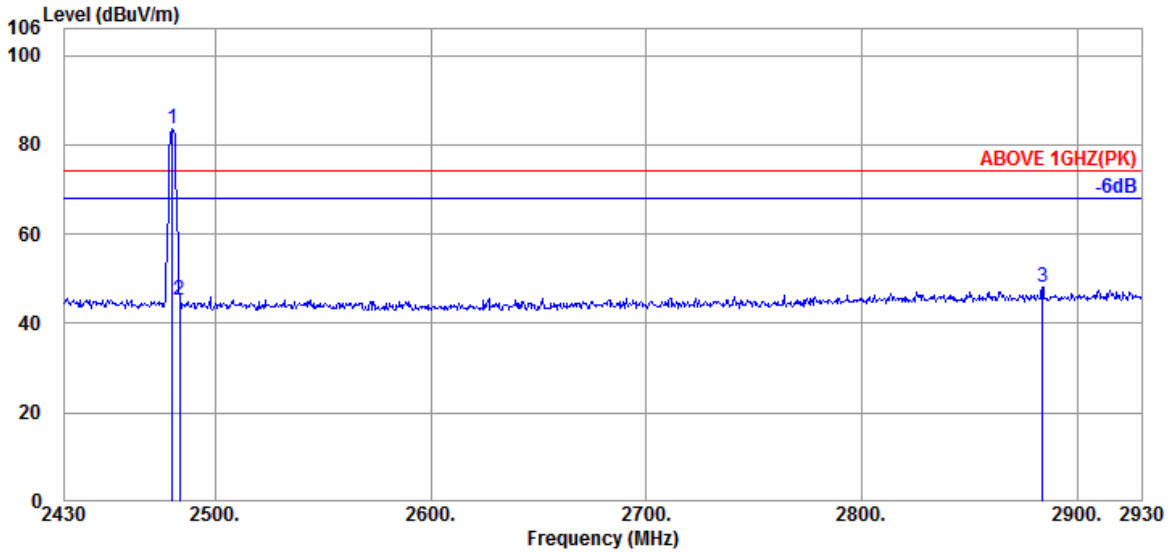

Antenna at Vertical Polarization

Emission Frequency (MHz)	Antenna Factor (dB/m)	Cable Loss (dB)	Preamp Gain (dB)	Read Level (dBµV)	Emission Level (dBµV/m)	Limits (dBµV/m)	Margin (dB)	Detector
@ 2480.000	32.11	7.99	34.60	77.92	83.42	---	---	Peak
2483.500	32.14	7.99	34.61	39.61	45.13	74.00	28.87	Peak
2884.000	32.90	8.17	34.68	41.80	48.19	74.00	25.81	Peak

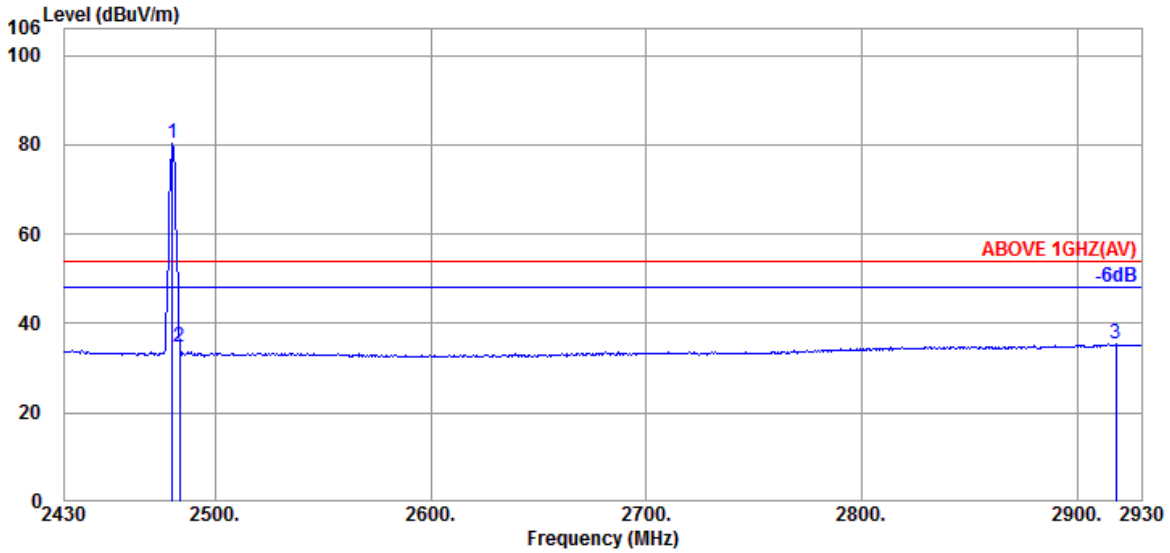

Antenna at Vertical Polarization

Emission Frequency (MHz)	Antenna Factor (dB/m)	Cable Loss (dB)	Preamp Gain (dB)	Read Level (dBµV)	Emission Level (dBµV/m)	Limits (dBµV/m)	Margin (dB)	Detector
@ 2480.000	32.11	7.99	34.60	74.78	80.28	---	---	Average
2483.500	32.14	7.99	34.61	29.12	34.64	54.00	19.36	Average
2918.000	32.90	8.19	34.69	28.94	35.34	54.00	18.66	Average

Remark: The "@" means fundamental frequency, it is ignored in this section..

This test report may be reproduced in full only. The document may only be updated by Audix Technology Corp. personnel. Any changes will be noted in the Document History section of the report.

Audix Technology Corp.
No. 53-11, Dingfu, Linkou, Dist.,
New Taipei City244, Taiwan
Tel: +886 2 26099301
Fax: +886 2 26099303

A.2.2 Emissions outside the frequency band:

The emissions (up to 25GHz) not reported for there is no emission be found.

Mode	802.11b	Frequency	TX 2442MHz

Antenna at Horizontal Polarization

Emission Frequency (MHz)	Antenna Factor (dB/m)	Cable Loss (dB)	Preamp Gain (dB)	Read Level (dBμV)	Emission Level (dBμV/m)	Limits (dBμV/m)	Margin (dB)	Detector
4884.000	34.03	10.54	34.45	30.87	40.99	54.00	13.01	Peak

Antenna at Vertical Polarization

Emission Frequency (MHz)	Antenna Factor (dB/m)	Cable Loss (dB)	Preamp Gain (dB)	Read Level (dBμV)	Emission Level (dBμV/m)	Limits (dBμV/m)	Margin (dB)	Detector
4884.000	34.03	10.54	34.45	31.78	41.90	54.00	12.10	Peak

Mode	802.11g	Frequency	TX 2442MHz

Antenna at Horizontal Polarization

Emission Frequency (MHz)	Antenna Factor (dB/m)	Cable Loss (dB)	Preamp Gain (dB)	Read Level (dBμV)	Emission Level (dBμV/m)	Limits (dBμV/m)	Margin (dB)	Detector
4884.000	34.03	10.54	34.45	31.06	41.18	54.00	12.82	Peak

Antenna at Vertical Polarization

Emission Frequency (MHz)	Antenna Factor (dB/m)	Cable Loss (dB)	Preamp Gain (dB)	Read Level (dBμV)	Emission Level (dBμV/m)	Limits (dBμV/m)	Margin (dB)	Detector
4884.000	34.03	10.54	34.45	30.68	40.80	54.00	13.20	Peak

Mode	802.11n-HT20	Frequency	TX 2442MHz

Antenna at Horizontal Polarization

Emission Frequency (MHz)	Antenna Factor (dB/m)	Cable Loss (dB)	Preamp Gain (dB)	Read Level (dBμV)	Emission Level (dBμV/m)	Limits (dBμV/m)	Margin (dB)	Detector
4884.000	34.03	10.54	34.45	30.41	40.53	54.00	13.47	Peak

Antenna at Vertical Polarization

Emission Frequency (MHz)	Antenna Factor (dB/m)	Cable Loss (dB)	Preamp Gain (dB)	Read Level (dBμV)	Emission Level (dBμV/m)	Limits (dBμV/m)	Margin (dB)	Detector
4884.000	34.03	10.54	34.45	30.88	41.00	54.00	13.00	Peak

This test report may be reproduced in full only. The document may only be updated by Audix Technology Corp. personnel. Any changes will be noted in the Document History section of the report.

Audix Technology Corp.
No. 53-11, Dingfu, Linkou, Dist.,
New Taipei City244, Taiwan
Tel: +886 2 26099301
Fax: +886 2 26099303

Mode	802.11n-HT40	Frequency	TX 2442MHz

Antenna at Horizontal Polarization

Emission Frequency (MHz)	Antenna Factor (dB/m)	Cable Loss (dB)	Preamp Gain (dB)	Read Level (dBμV)	Emission Level (dBμV/m)	Limits (dBμV/m)	Margin (dB)	Detector
4884.000	34.03	10.54	34.45	30.77	40.89	54.00	13.11	Peak

Antenna at Vertical Polarization

Emission Frequency (MHz)	Antenna Factor (dB/m)	Cable Loss (dB)	Preamp Gain (dB)	Read Level (dBμV)	Emission Level (dBμV/m)	Limits (dBμV/m)	Margin (dB)	Detector
4884.000	34.03	10.54	34.45	29.99	40.11	54.00	13.89	Peak

Mode	802.11ax-HE20	Frequency	TX 2442MHz

Antenna at Horizontal Polarization

Emission Frequency (MHz)	Antenna Factor (dB/m)	Cable Loss (dB)	Preamp Gain (dB)	Read Level (dBμV)	Emission Level (dBμV/m)	Limits (dBμV/m)	Margin (dB)	Detector
4884.000	34.03	10.54	34.45	30.49	40.61	54.00	13.39	Peak

Antenna at Vertical Polarization

Emission Frequency (MHz)	Antenna Factor (dB/m)	Cable Loss (dB)	Preamp Gain (dB)	Read Level (dBμV)	Emission Level (dBμV/m)	Limits (dBμV/m)	Margin (dB)	Detector
4884.000	34.03	10.54	34.45	31.61	41.73	54.00	12.27	Peak

Mode	802.11ax-HE40	Frequency	TX 2442MHz

Antenna at Horizontal Polarization

Emission Frequency (MHz)	Antenna Factor (dB/m)	Cable Loss (dB)	Preamp Gain (dB)	Read Level (dBμV)	Emission Level (dBμV/m)	Limits (dBμV/m)	Margin (dB)	Detector
4884.000	34.03	10.54	34.45	30.33	40.45	54.00	13.55	Peak

Antenna at Vertical Polarization

Emission Frequency (MHz)	Antenna Factor (dB/m)	Cable Loss (dB)	Preamp Gain (dB)	Read Level (dBμV)	Emission Level (dBμV/m)	Limits (dBμV/m)	Margin (dB)	Detector
4884.000	34.03	10.54	34.45	32.55	42.67	54.00	11.33	Peak

This test report may be reproduced in full only. The document may only be updated by Audix Technology Corp. personnel. Any changes will be noted in the Document History section of the report.

Audix Technology Corp.
No. 53-11, Dingfu, Linkou, Dist.,
New Taipei City244, Taiwan
Tel: +886 2 26099301
Fax: +886 2 26099303

Mode	BLE (1M)	Frequency	TX 2402MHz

Antenna at Horizontal Polarization

Emission Frequency (MHz)	Antenna Factor (dB/m)	Cable Loss (dB)	Preamp Gain (dB)	Read Level (dBμV)	Emission Level (dBμV/m)	Limits (dBμV/m)	Margin (dB)	Detector
4804.000	34.10	10.49	34.47	31.43	41.55	54.00	12.45	Peak

Antenna at Vertical Polarization

Emission Frequency (MHz)	Antenna Factor (dB/m)	Cable Loss (dB)	Preamp Gain (dB)	Read Level (dBμV)	Emission Level (dBμV/m)	Limits (dBμV/m)	Margin (dB)	Detector
4804.000	34.10	10.49	34.47	32.18	42.30	54.00	11.70	Peak

Mode	BLE (1M)	Frequency	TX 2440MHz

Antenna at Horizontal Polarization

Emission Frequency (MHz)	Antenna Factor (dB/m)	Cable Loss (dB)	Preamp Gain (dB)	Read Level (dBμV)	Emission Level (dBμV/m)	Limits (dBμV/m)	Margin (dB)	Detector
4880.000	34.05	10.54	34.45	31.27	41.41	54.00	12.59	Peak

Antenna at Vertical Polarization

Emission Frequency (MHz)	Antenna Factor (dB/m)	Cable Loss (dB)	Preamp Gain (dB)	Read Level (dBμV)	Emission Level (dBμV/m)	Limits (dBμV/m)	Margin (dB)	Detector
4880.000	34.05	10.54	34.45	30.20	40.34	54.00	13.66	Peak

Mode	BLE (1M)	Frequency	TX 2480MHz

Antenna at Horizontal Polarization

Emission Frequency (MHz)	Antenna Factor (dB/m)	Cable Loss (dB)	Preamp Gain (dB)	Read Level (dBμV)	Emission Level (dBμV/m)	Limits (dBμV/m)	Margin (dB)	Detector
4960.000	34.10	10.60	34.44	30.34	40.60	54.00	13.40	Peak

Antenna at Vertical Polarization

Emission Frequency (MHz)	Antenna Factor (dB/m)	Cable Loss (dB)	Preamp Gain (dB)	Read Level (dBμV)	Emission Level (dBμV/m)	Limits (dBμV/m)	Margin (dB)	Detector
4960.000	34.10	10.60	34.44	29.59	39.85	54.00	14.15	Peak

This test report may be reproduced in full only. The document may only be updated by Audix Technology Corp. personnel. Any changes will be noted in the Document History section of the report.

Audix Technology Corp.
No. 53-11, Dingfu, Linkou, Dist.,
New Taipei City244, Taiwan
Tel: +886 2 26099301
Fax: +886 2 26099303

A.2.3 Emissions in Non-restricted Frequency Bands:

Pursuant to ANSI C63.10:2013 that emission levels below the FCC 15.209(a)/RSS-Gen Section 8.9table 4 general radiated emissions limits is not required.

This test report may be reproduced in full only. The document may only be updated by Audix Technology Corp. personnel. Any changes will be noted in the Document History section of the report.

Audix Technology Corp.
No. 53-11, Dingfu, Linkou, Dist.,
New Taipei City244, Taiwan
Tel: +886 2 26099301
Fax: +886 2 26099303

A.3 6dB/OCCUPIED BANDWIDTH

Test Date	2019/09/19 ~ 25	Temp./Hum.	24~25°C/50~54%
Cable Loss	0.5dB	Tested By	Martin Chen
Test Voltage	AC 120V, 60Hz (via AC Adapter)		

A.3.1 Emission Bandwidth Result

Mode	Centre Frequency (MHz)	6 dB Bandwidth (MHz)	Occupied (99%) Bandwidth (MHz)	Limit
802.11b	2412	10.14	13.386	>500kHz
	2442	10.14	13.444	
	2462	10.14	13.398	
	2472	10.14	13.854	
802.11g	2412	16.38	16.607	
	2442	16.40	16.800	
	2462	16.38	16.678	
	2472	16.38	16.370	
802.11n-HT20	2412	17.62	17.781	
	2442	17.62	17.812	
	2462	17.62	17.794	
	2472	17.62	17.594	
802.11n-HT40	2422	36.40	36.208	
	2442	36.40	36.231	
	2452	36.36	36.187	
	2462	36.36	36.106	
802.11ax-HE20	2412	18.98	18.978	
	2442	18.85	18.988	
	2462	18.85	19.011	
	2472	18.63	18.708	
802.11ax-HE40	2422	38.01	37.753	
	2442	38.02	37.729	
	2452	38.03	37.740	
	2462	37.77	37.474	

This test report may be reproduced in full only. The document may only be updated by Audix Technology Corp. personnel. Any changes will be noted in the Document History section of the report.

Audix Technology Corp.
No. 53-11, Dingfu, Linkou, Dist.,
New Taipei City244, Taiwan
Tel: +886 2 26099301
Fax: +886 2 26099303

Mode	RU Configuration	Centre Frequency (MHz)	6 dB Bandwidth (MHz)	Occupied (99%) Bandwidth (MHz)	Limit
802.11ax-HE20	26/0	2412	2.063	18.272	>500kHz
	52/37		14.48	18.129	
	106/53		17.19	18.198	
	26/8	2472	2.032	18.036	
	52/40		16.96	17.940	
	106/54		17.04	17.965	
802.11ax-HE40	242/61	2422	18.88	18.740	
	242/62	2462	18.58	18.513	

Mode	Centre Frequency (MHz)	6 dB Bandwidth (MHz)	Occupied (99%) Bandwidth (MHz)	Limit
BLE	2402	0.6760	1.0648	>500kHz
	2440	0.6844	1.0613	
	2480	0.6956	1.0633	

This test report may be reproduced in full only. The document may only be updated by Audix Technology Corp. personnel. Any changes will be noted in the Document History section of the report.

Audix Technology Corp.
No. 53-11, Dingfu, Linkou, Dist.,
New Taipei City244, Taiwan

Tel: +886 2 26099301
Fax: +886 2 26099303

A.3.2 Measurement Plots

802.11b	802.11g
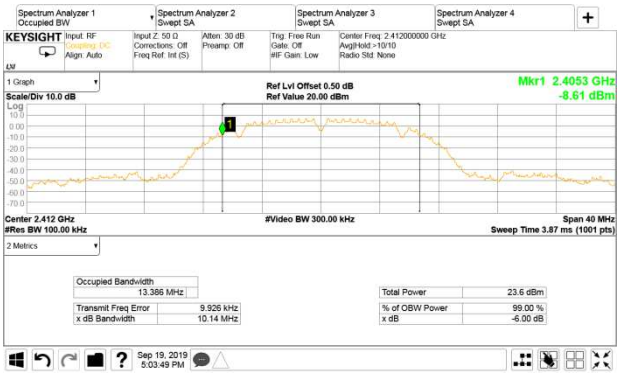	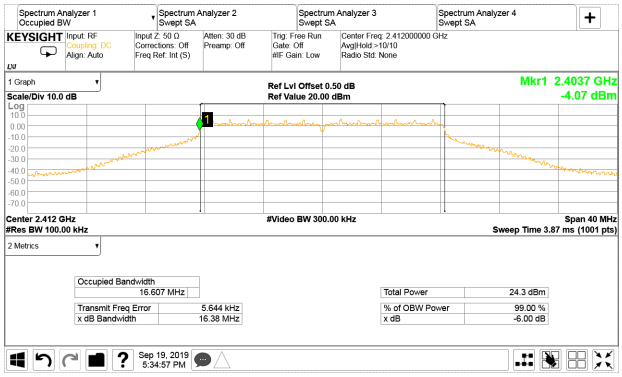
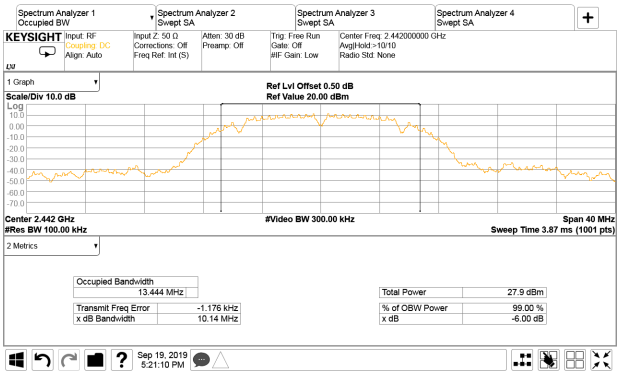	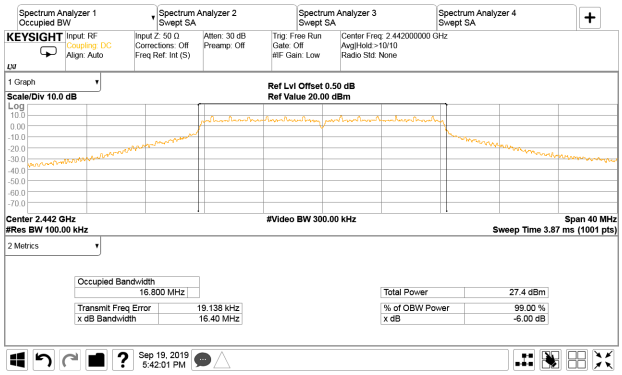
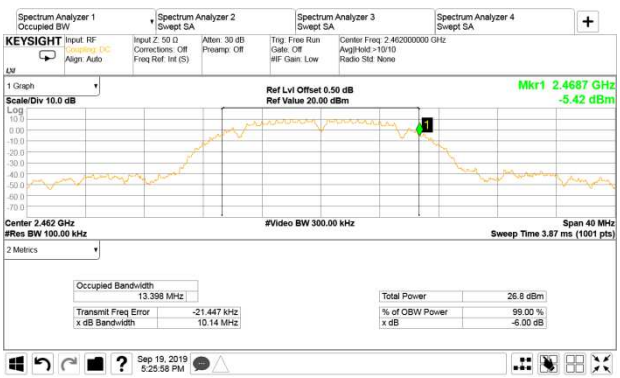	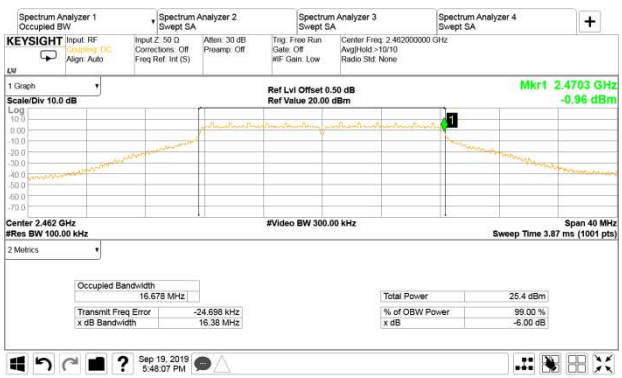
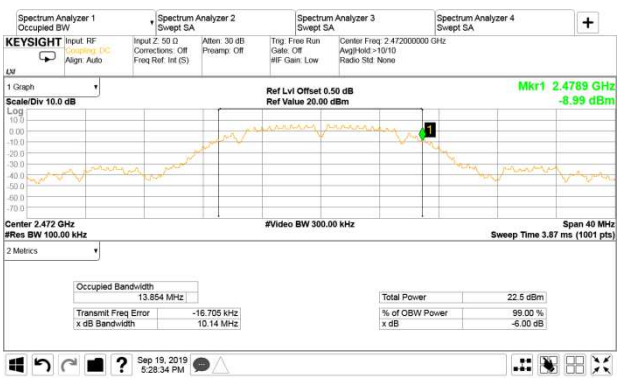	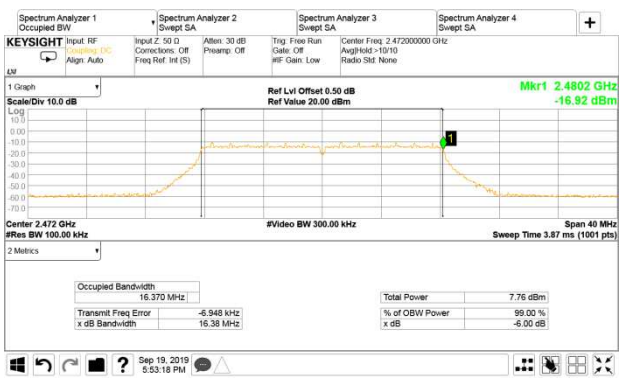

This test report may be reproduced in full only. The document may only be updated by Audix Technology Corp. personnel. Any changes will be noted in the Document History section of the report.

Audix Technology Corp.
No. 53-11, Dingfu, Linkou, Dist.,
New Taipei City244, Taiwan

Tel: +886 2 26099301
Fax: +886 2 26099303

802.11n-HT20	802.11n-HT40
	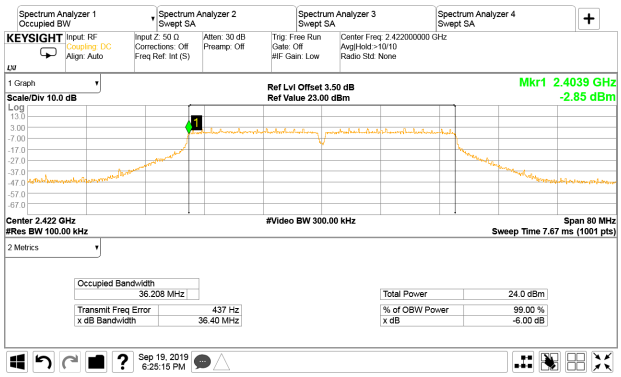
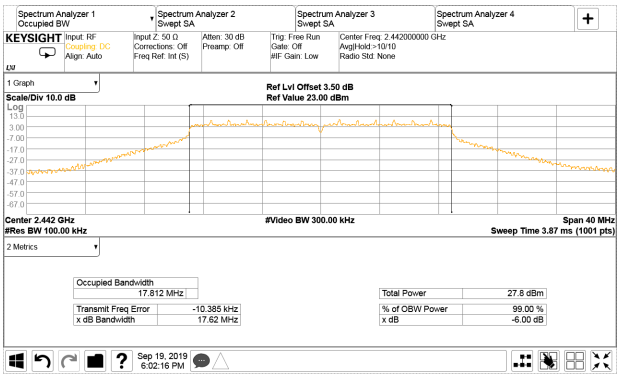	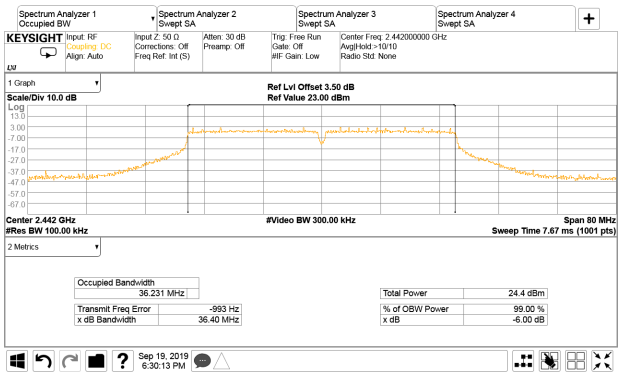
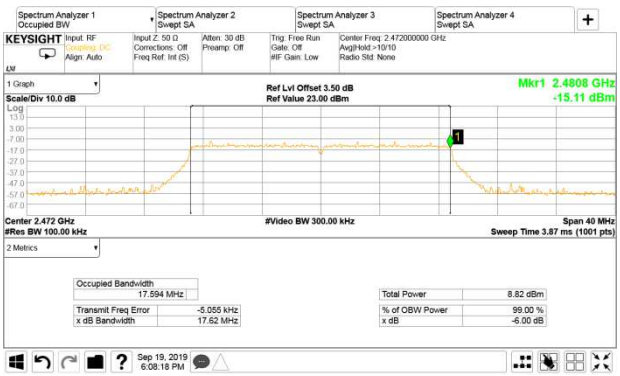	

This test report may be reproduced in full only. The document may only be updated by Audix Technology Corp. personnel. Any changes will be noted in the Document History section of the report.

Audix Technology Corp.
No. 53-11, Dingfu, Linkou, Dist.,
New Taipei City244, Taiwan

Tel: +886 2 26099301
Fax: +886 2 26099303

802.11ax-HE20	802.11ax-HE40
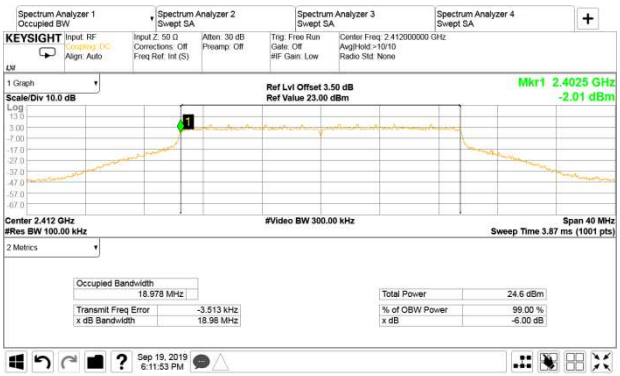	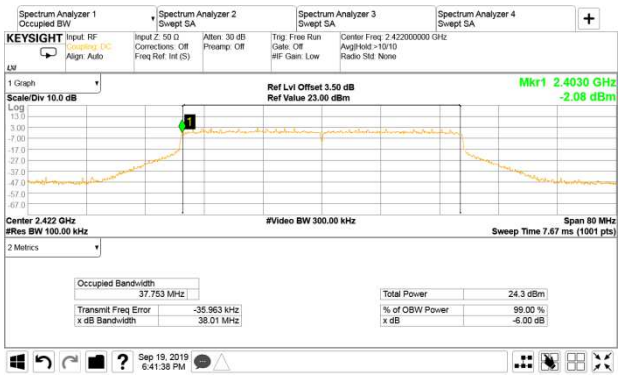
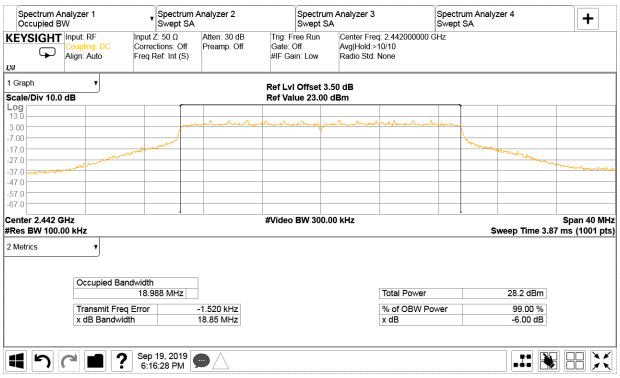	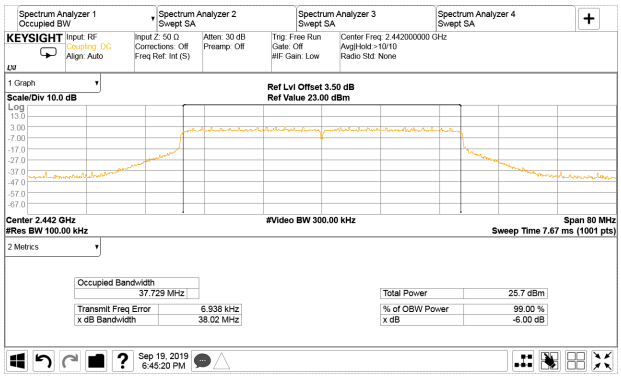
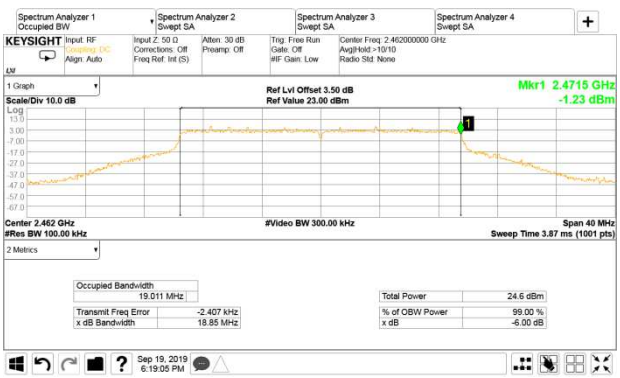	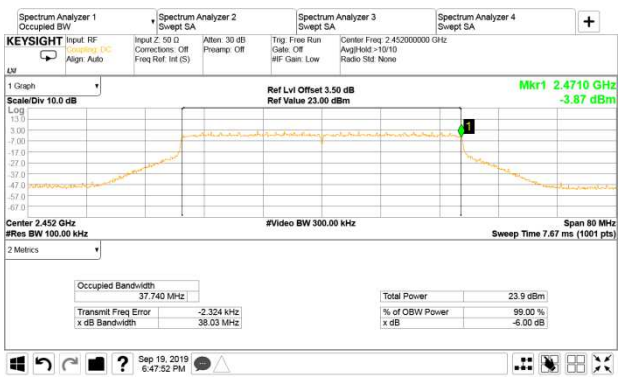
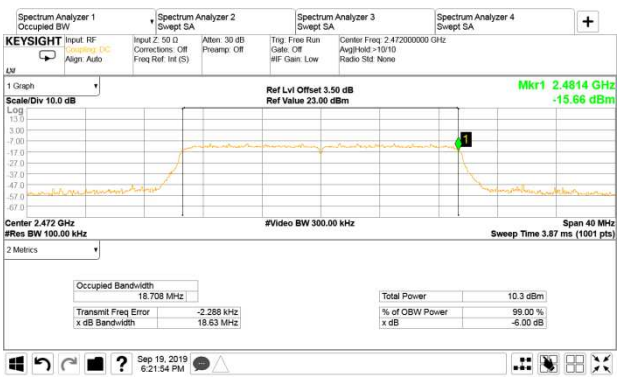	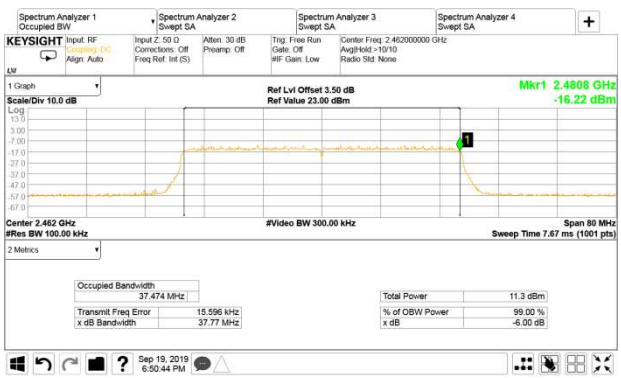

This test report may be reproduced in full only. The document may only be updated by Audix Technology Corp. personnel. Any changes will be noted in the Document History section of the report.

Audix Technology Corp.
No. 53-11, Dingfu, Linkou, Dist.,
New Taipei City244, Taiwan

Tel: +886 2 26099301
Fax: +886 2 26099303

802.11ax-HE20	
2412MHz	2472MHz
RU Configuration: 26/0	RU Configuration: 26/8
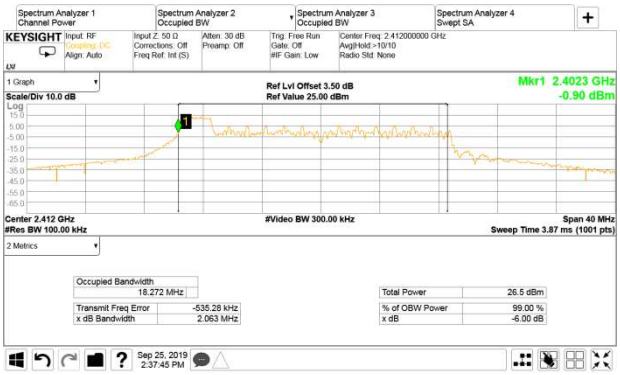	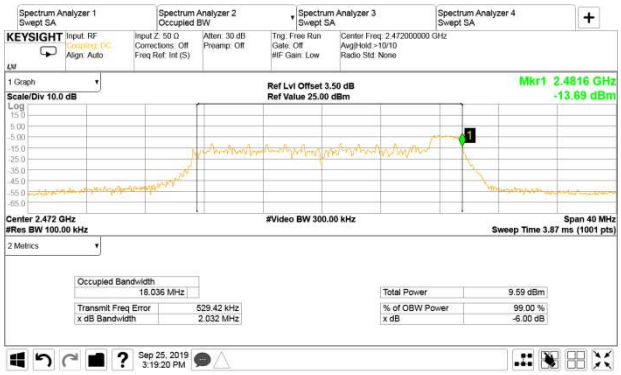
RU Configuration: 52/37	RU Configuration: 52/40
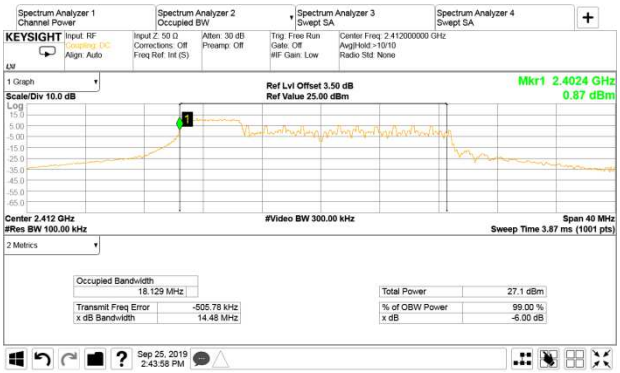	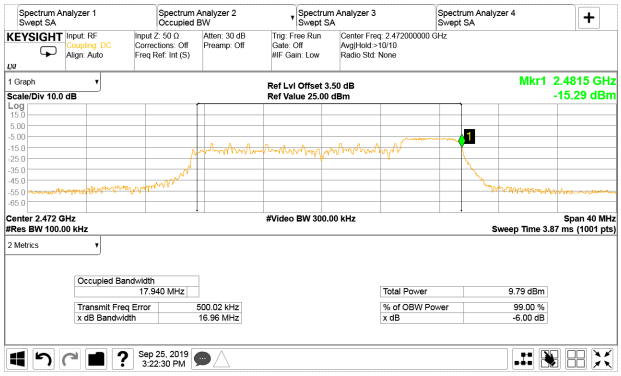
RU Configuration: 106/53	RU Configuration: 106/54
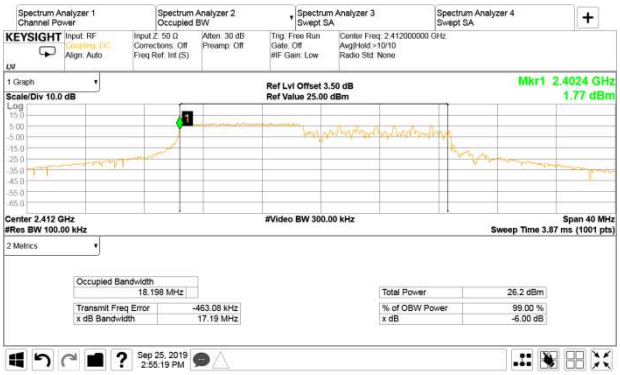	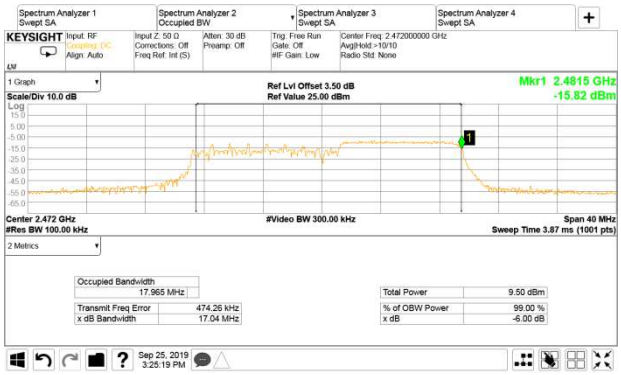

This test report may be reproduced in full only. The document may only be updated by Audix Technology Corp. personnel. Any changes will be noted in the Document History section of the report.

Audix Technology Corp.
No. 53-11, Dingfu, Linkou, Dist.,
New Taipei City244, Taiwan

Tel: +886 2 26099301
Fax: +886 2 26099303

802.11ax-HE40	
2422MHz	2462MHz
RU Configuration: 242/61	RU Configuration: 242/62
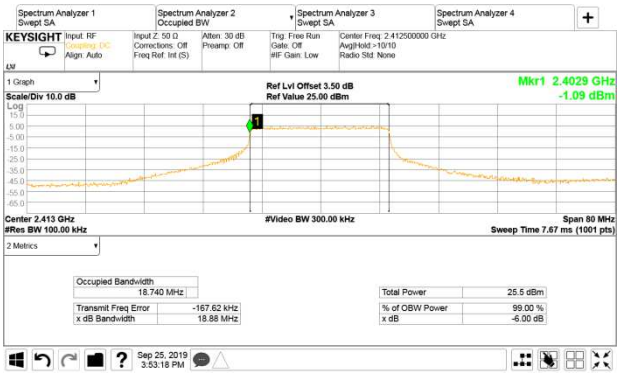	

This test report may be reproduced in full only. The document may only be updated by Audix Technology Corp. personnel. Any changes will be noted in the Document History section of the report.

Audix Technology Corp.
No. 53-11, Dingfu, Linkou, Dist.,
New Taipei City244, Taiwan

Tel: +886 2 26099301
Fax: +886 2 26099303

BLE

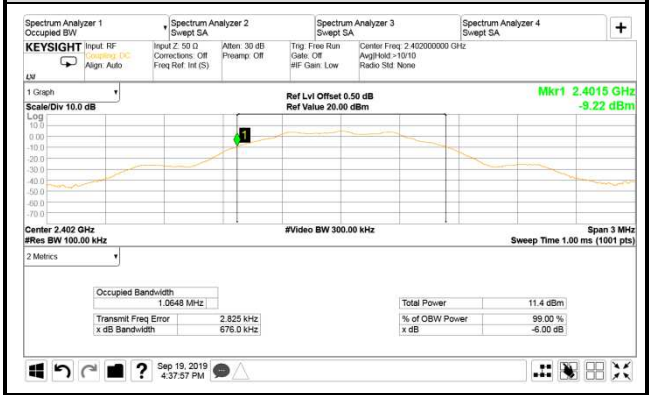

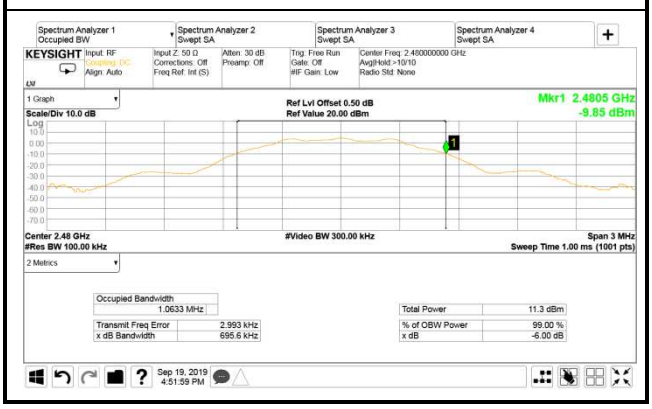

This test report may be reproduced in full only. The document may only be updated by Audix Technology Corp. personnel. Any changes will be noted in the Document History section of the report.

Audix Technology Corp.
No. 53-11, Dingfu, Linkou, Dist.,
New Taipei City244, Taiwan
Tel: +886 2 26099301
Fax: +886 2 26099303

A.4 MAXIMUM PEAK OUTPUT POWER

Test Date	2019/09/19 ~ 25, 2020/11/02	Temp./Hum.	24~25°C/50~54%, 23°C/55%
Cable Loss	0.5dB	Tested By	Sean Wang/Martin Chen
Test Voltage	AC 120V, 60Hz (via AC Adapter)		

A.4.1 Peak Output Power

SPOT CHECK

Mode	Centre Frequency (MHz)	Peak Output Power (dBm)		Max. Peak Output Power	
		Chain 0	Chain 1	(dBm)	(W)
802.11b	2412	21.61	21.76	21.76	0.150
	2417	22.29	22.48	22.48	0.177
	2442	22.42	22.49	22.49	0.177
	2457	22.13	22.40	22.40	0.174
	2462	21.64	21.57	21.64	0.146
	2467	20.64	20.56	20.64	0.116
	2472	15.61	15.51	15.61	0.036

Mode	Centre Frequency (MHz)	Peak Output Power (dBm)		Max. Peak Output Power	
		Chain 0	Chain 1	(dBm)	(W)
802.11g	2412	21.61	21.69	21.69	0.148
	2417	22.53	22.48	22.53	0.179
	2442	23.76	23.81	23.81	0.240
	2457	22.76	22.61	22.76	0.189
	2462	22.15	22.09	22.15	0.164
	2467	19.77	19.72	19.77	0.095
	2472	12.88	12.25	12.88	0.019

Note: 1. The results have been included cable loss.

2. This device embedded with same radio transmitter with FCC ID: BEJNT-15Z90N, IC: 2703H-15Z90N. We did spot check for output power and all output power values keep identical thus we reuse all results except to E.I.R.P. test items.

This test report may be reproduced in full only. The document may only be updated by Audix Technology Corp. personnel. Any changes will be noted in the Document History section of the report.

Audix Technology Corp.
No. 53-11, Dingfu, Linkou, Dist.,
New Taipei City244, Taiwan
Tel: +886 2 26099301
Fax: +886 2 26099303

Mode	Centre Frequency (MHz)	Peak Output Power (dBm)		Total Peak Output Power	
		Chain 0	Chain 1	(dBm)	(W)
802.11n-HT20	2412	18.97	19.28	22.14	0.164
	2417	20.23	20.03	23.14	0.206
	2442	22.02	21.90	24.97	0.314
	2457	20.40	20.27	23.35	0.216
	2462	19.66	19.48	22.58	0.181
	2467	17.07	17.04	20.07	0.102
	2472	10.01	9.76	12.90	0.019

Mode	Centre Frequency (MHz)	Peak Output Power (dBm)		Total Peak Output Power	
		Chain 0	Chain 1	(dBm)	(W)
802.11n-HT40	2422	19.29	19.24	22.28	0.169
	2427	18.19	18.07	21.14	0.130
	2442	19.91	19.87	22.90	0.195
	2447	19.96	19.92	22.95	0.197
	2452	18.63	18.66	21.66	0.147
	2457	15.38	15.05	18.23	0.067
	2462	12.00	11.05	14.56	0.029

Mode	Centre Frequency (MHz)	Peak Output Power (dBm)		Total Peak Output Power	
		Chain 0	Chain 1	(dBm)	(W)
802.11ax-HE20	2412	18.91	19.22	22.08	0.161
	2417	20.28	20.13	23.22	0.210
	2442	21.91	22.00	24.97	0.314
	2457	20.42	20.18	23.31	0.214
	2462	19.60	19.49	22.56	0.180
	2467	16.99	17.00	20.01	0.100
	2472	10.15	9.83	13.00	0.020

Note: 1. The results have been included cable loss.

2. This device embedded with same radio transmitter with FCC ID: BEJNT-15Z90N, IC: 2703H-15Z90N. We did spot check for output power and all output power values keep identical thus we reuse all results except to E.I.R.P. test items.

This test report may be reproduced in full only. The document may only be updated by Audix Technology Corp. personnel. Any changes will be noted in the Document History section of the report.

Audix Technology Corp.
No. 53-11, Dingfu, Linkou, Dist.,
New Taipei City244, Taiwan
Tel: +886 2 26099301
Fax: +886 2 26099303

Mode	Centre Frequency (MHz)	Peak Output Power (dBm)		Total Peak Output Power	
		Chain 0	Chain 1	(dBm)	(W)
802.11ax-HE40	2422	18.98	19.16	22.08	0.161
	2427	17.97	17.89	20.94	0.124
	2442	19.85	19.81	22.84	0.192
	2447	19.74	19.70	22.73	0.187
	2452	18.36	18.34	21.36	0.137
	2457	15.17	14.96	18.08	0.064
	2462	12.00	10.57	14.35	0.027

Mode	RU Configuration	Centre Frequency (MHz)	Peak Output Power (dBm)		Total Peak Output Power	
			Chain 0	Chain 1	(dBm)	(W)
802.11ax-HE20	26/0	2412	23.61	23.58	26.61	0.458
	52/37		23.66	23.59	26.64	0.461
	106/53		23.80	23.58	26.70	0.468
	26/8	2472	10.28	10.88	13.60	0.023
	52/40		10.16	11.03	13.63	0.023
	106/54		10.33	10.89	13.63	0.023

Mode	RU Configuration	Centre Frequency (MHz)	Peak Output Power (dBm)		Total Peak Output Power	
			Chain 0	Chain 1	(dBm)	(W)
802.11ax-HE40	242/61	2422	24.06	22.93	26.54	0.451
	242/62	2467	13.71	14.35	17.05	0.051

Note: 1. The results have been included cable loss.

2. This device embedded with same radio transmitter with FCC ID: BEJNT-15Z90N, IC: 2703H-15Z90N. We did spot check for output power and all output power values keep identical thus we reuse all results except to E.I.R.P. test items.

This test report may be reproduced in full only. The document may only be updated by Audix Technology Corp. personnel. Any changes will be noted in the Document History section of the report.

Audix Technology Corp.
No. 53-11, Dingfu, Linkou, Dist.,
New Taipei City244, Taiwan
Tel: +886 2 26099301
Fax: +886 2 26099303

Mode	Centre Frequency (MHz)	Peak Output Power (dBm)		Max. Peak Output Power	
		Chain 0	Chain 1	(dBm)	(W)
BLE (1M)	2402	4.78	---	4.78	0.0030
	2440	5.09	---	5.09	0.0032
	2480	5.74	---	5.74	0.0037
BLE (2M)	2402	4.71	---	4.71	0.0030
	2440	5.07	---	5.07	0.0032
	2480	5.72	---	5.72	0.0037
BLE (PHY Coded S2)	2402	4.70	---	4.70	0.0030
	2440	5.07	---	5.07	0.0032
	2480	5.73	---	5.73	0.0037
BLE (PHY Coded S8)	2402	4.76	---	4.76	0.0030
	2440	5.31	---	5.31	0.0032
	2480	4.66	---	4.66	0.0037

Note: 1. The results have been included cable loss.

2. This device embedded with same radio transmitter with FCC ID: BEJNT-15Z90N, IC: 2703H-15Z90N. We did spot check for output power and all output power values keep identical thus we reuse all results except to E.I.R.P. test items.

This test report may be reproduced in full only. The document may only be updated by Audix Technology Corp. personnel. Any changes will be noted in the Document History section of the report.

Audix Technology Corp.
No. 53-11, Dingfu, Linkou, Dist.,
New Taipei City244, Taiwan

Tel: +886 2 26099301
Fax: +886 2 26099303

Test SKU: SKU #1

Mode	Centre Frequency (MHz)	Peak Output Power (dBm)		Max. Peak Output Power		Antenna Gain (dBi)	Output Power (E.I.R.P.)		Limit
		Chain 0	Chain 1	(dBm)	(W)		(dBm)	(W)	
802.11b	2412	21.72	21.89	21.89	0.155	4.54	26.43	0.440	<30dBm (1W) (Maximum Peak Output Power) <36dBm (4W) (E.I.R.P)
	2417	22.40	22.43	22.43	0.175		26.97	0.498	
	2442	22.53	22.52	22.53	0.179		27.07	0.509	
	2457	22.52	22.41	22.52	0.179		27.06	0.508	
	2462	21.61	21.55	21.61	0.145		26.15	0.412	
	2467	20.72	20.65	20.72	0.118		25.26	0.336	
	2472	15.64	15.56	15.64	0.037		20.18	0.104	

Note: The results have been included cable loss.

Mode	Centre Frequency (MHz)	Peak Output Power (dBm)		Max. Peak Output Power		Antenna Gain (dBi)	Output Power (E.I.R.P.)		Limit
		Chain 0	Chain 1	(dBm)	(W)		(dBm)	(W)	
802.11g	2412	21.59	21.78	21.78	0.151	4.54	26.32	0.429	<30dBm (1W) (Maximum Peak Output Power) <36dBm (4W) (E.I.R.P)
	2417	22.49	22.46	22.49	0.177		27.03	0.505	
	2442	23.71	23.81	23.81	0.240		28.35	0.684	
	2457	22.77	22.64	22.77	0.189		27.31	0.538	
	2462	22.14	22.05	22.14	0.164		26.68	0.466	
	2467	19.81	19.79	19.81	0.096		24.35	0.272	
	2472	12.92	12.29	12.92	0.020		17.46	0.056	

Note: The results have been included cable loss.

Mode	Centre Frequency (MHz)	Peak Output Power (dBm)		Total Peak Output Power		Antenna Gain (dBi)	Output Power (E.I.R.P.)		Limit
		Chain 0	Chain 1	(dBm)	(W)		(dBm)	(W)	
802.11n-HT20	2412	19.04	19.25	22.16	0.164	4.54	26.70	0.468	<30dBm (1W) (Maximum Peak Output Power) <36dBm (4W) (E.I.R.P)
	2417	20.21	20.11	23.17	0.207		27.71	0.590	
	2442	22.01	21.96	25.00	0.316		29.54	0.899	
	2457	20.38	20.34	23.37	0.217		27.91	0.618	
	2462	19.65	19.51	22.59	0.182		27.13	0.516	
	2467	17.11	17.01	20.07	0.102		24.61	0.289	
	2472	10.01	9.81	12.92	0.020		17.46	0.056	

Note: The results have been included cable loss.

This test report may be reproduced in full only. The document may only be updated by Audix Technology Corp. personnel. Any changes will be noted in the Document History section of the report.

Audix Technology Corp.
No. 53-11, Dingfu, Linkou, Dist.,
New Taipei City244, Taiwan
Tel: +886 2 26099301
Fax: +886 2 26099303

Mode	Centre Frequency (MHz)	Peak Output Power (dBm)		Total Peak Output Power		Antenna Gain (dBi)	Output Power (E.I.R.P.)		Limit
		Chain 0	Chain 1	(dBm)	(W)		(dBm)	(W)	
802.11n-HT40	2422	19.32	19.22	22.28	0.169	4.54	26.82	0.481	<30dBm (1W) (Maximum Peak Output Power) <36dBm (4W) (E.I.R.P)
	2427	18.22	18.17	21.21	0.132		25.75	0.376	
	2442	19.96	19.82	22.90	0.195		27.44	0.555	
	2447	19.98	19.93	22.97	0.198		27.51	0.564	
	2452	18.69	18.64	21.68	0.147		26.22	0.419	
	2457	15.36	15.14	18.26	0.067		22.80	0.191	
	2462	12.02	11.02	14.56	0.029		19.10	0.081	

Note: The results have been included cable loss.

Mode	Centre Frequency (MHz)	Peak Output Power (dBm)		Total Peak Output Power		Antenna Gain (dBi)	Output Power (E.I.R.P.)		Limit
		Chain 0	Chain 1	(dBm)	(W)		(dBm)	(W)	
802.11ax-HE20	2412	18.98	19.22	22.11	0.163	4.54	26.65	0.462	<30dBm (1W) (Maximum Peak Output Power) <36dBm (4W) (E.I.R.P)
	2417	20.23	20.17	23.21	0.209		27.75	0.596	
	2442	21.93	21.95	24.95	0.313		29.49	0.889	
	2457	20.40	20.21	23.32	0.215		27.86	0.611	
	2462	19.63	19.53	22.59	0.182		27.13	0.516	
	2467	16.98	17.04	20.02	0.100		24.56	0.286	
	2472	10.21	9.91	13.07	0.020		17.61	0.058	

Note: The results have been included cable loss.

This test report may be reproduced in full only. The document may only be updated by Audix Technology Corp. personnel. Any changes will be noted in the Document History section of the report.

Audix Technology Corp.
No. 53-11, Dingfu, Linkou, Dist.,
New Taipei City244, Taiwan
Tel: +886 2 26099301
Fax: +886 2 26099303

Mode	Centre Frequency (MHz)	Peak Output Power (dBm)		Total Peak Output Power		Antenna Gain (dBi)	Output Power (E.I.R.P.)		Limit
		Chain 0	Chain 1	(dBm)	(W)		(dBm)	(W)	
802.11ax-HE40	2422	19.08	19.13	22.12	0.163	4.54	26.66	0.463	<30dBm (1W) (Maximum Peak Output Power) <36dBm (4W) (E.I.R.P)
	2427	18.02	17.94	20.99	0.126		25.53	0.357	
	2442	19.84	19.79	22.83	0.192		27.37	0.546	
	2447	19.81	19.73	22.78	0.190		27.32	0.540	
	2452	18.35	18.41	21.39	0.138		25.93	0.392	
	2457	15.11	14.94	18.04	0.064		22.58	0.181	
	2462	11.93	10.60	14.33	0.027		18.87	0.077	

Note: The results have been included cable loss.

Mode	RU Configuration	Centre Frequency (MHz)	Peak Output Power (dBm)		Total Peak Output Power		Antenna Gain (dBi)	Output Power (E.I.R.P.)		Limit
			Chain 0	Chain 1	(dBm)	(W)		(dBm)	(W)	
802.11ax-HE20	26/0	2412	23.52	23.65	26.60	0.457	4.54	31.14	1.300	<30dBm (1W) (Maximum Peak Output Power) <36dBm (4W) (E.I.R.P)
	52/37		23.55	23.62	26.60	0.457		31.14	1.300	
	106/53		23.42	23.67	26.56	0.453		31.10	1.288	
	26/8	2472	10.74	10.07	13.43	0.022		17.97	0.063	
	52/40		10.93	10.11	13.55	0.023		18.09	0.064	
	106/54		10.97	10.24	13.63	0.023		18.17	0.066	

Note: The results have been included cable loss.

Mode	RU Configuration	Centre Frequency (MHz)	Peak Output Power (dBm)		Total Peak Output Power		Antenna Gain (dBi)	Output Power (E.I.R.P.)		Limit
			Chain 0	Chain 1	(dBm)	(W)		(dBm)	(W)	
802.11ax-HE40	242/61	2422	23.44	23.65	26.56	0.453	4.54	31.10	1.288	<30dBm (1W) (Maximum Peak Output Power) <36dBm (4W) (E.I.R.P)
	242/62	2467	14.18	14.08	17.14	0.052		21.68	0.147	

Note: The results have been included cable loss.

This test report may be reproduced in full only. The document may only be updated by Audix Technology Corp. personnel. Any changes will be noted in the Document History section of the report.

Audix Technology Corp.
No. 53-11, Dingfu, Linkou, Dist.,
New Taipei City244, Taiwan
Tel: +886 2 26099301
Fax: +886 2 26099303

Mode	Centre Frequency (MHz)	Peak Output Power (dBm)		Max. Peak Output Power		Antenna Gain (dBi)	Output Power (E.I.R.P.)		Limit
		Chain 0	Chain 1	(dBm)	(W)		(dBm)	(W)	
BLE (1M)	2402	4.85	---	4.85	0.0031	4.54	9.39	0.0087	<30dBm (1W) (Maximum Peak Output Power) <36dBm (4W) (E.I.R.P)
	2440	5.37	---	5.37	0.0034		9.91	0.0098	
	2480	4.66	---	4.66	0.0029		9.20	0.0083	
BLE (2M)	2402	4.84	---	4.84	0.0030		9.38	0.0087	
	2440	5.37	---	5.37	0.0034		9.91	0.0098	
	2480	4.66	---	4.66	0.0029		9.20	0.0083	
BLE (PHY Coded S2)	2402	4.82	---	4.82	0.0030		9.36	0.0086	
	2440	5.36	---	5.36	0.0034		9.90	0.0098	
	2480	4.65	---	4.65	0.0029		9.19	0.0083	
BLE (PHY Coded S8)	2402	4.82	---	4.82	0.0030		9.36	0.0086	
	2440	5.36	---	5.36	0.0034		9.90	0.0098	
	2480	4.65	---	4.65	0.0029		9.19	0.0083	

Note: The results have been included cable loss.

This test report may be reproduced in full only. The document may only be updated by Audix Technology Corp. personnel. Any changes will be noted in the Document History section of the report.

Audix Technology Corp.
No. 53-11, Dingfu, Linkou, Dist.,
New Taipei City244, Taiwan

Tel: +886 2 26099301
Fax: +886 2 26099303

Test SKU: SKU #2

Mode	Centre Frequency (MHz)	Peak Output Power (dBm)		Max. Peak Output Power		Antenna Gain (dBi)	Output Power (E.I.R.P.)		Limit
		Chain 0	Chain 1	(dBm)	(W)		(dBm)	(W)	
802.11b	2412	21.72	21.89	21.89	0.155	4.5	26.39	0.436	<30dBm (1W) (Maximum Peak Output Power) <36dBm (4W) (E.I.R.P)
	2417	22.40	22.43	22.43	0.175		26.93	0.493	
	2442	22.53	22.52	22.53	0.179		27.03	0.505	
	2457	22.52	22.41	22.52	0.179		27.02	0.504	
	2462	21.61	21.55	21.61	0.145		26.11	0.408	
	2467	20.72	20.65	20.72	0.118		25.22	0.333	
	2472	15.64	15.56	15.64	0.037		20.14	0.103	

Note: The results have been included cable loss.

Mode	Centre Frequency (MHz)	Peak Output Power (dBm)		Max. Peak Output Power		Antenna Gain (dBi)	Output Power (E.I.R.P.)		Limit
		Chain 0	Chain 1	(dBm)	(W)		(dBm)	(W)	
802.11g	2412	21.59	21.78	21.78	0.151	4.5	26.28	0.425	<30dBm (1W) (Maximum Peak Output Power) <36dBm (4W) (E.I.R.P)
	2417	22.49	22.46	22.49	0.177		26.99	0.500	
	2442	23.71	23.81	23.81	0.240		28.31	0.678	
	2457	22.77	22.64	22.77	0.189		27.27	0.533	
	2462	22.14	22.05	22.14	0.164		26.64	0.461	
	2467	19.81	19.79	19.81	0.096		24.31	0.270	
	2472	12.92	12.29	12.92	0.020		17.42	0.055	

Note: The results have been included cable loss.

Mode	Centre Frequency (MHz)	Peak Output Power (dBm)		Total Peak Output Power		Antenna Gain (dBi)	Output Power (E.I.R.P.)		Limit
		Chain 0	Chain 1	(dBm)	(W)		(dBm)	(W)	
802.11n-HT20	2412	19.04	19.25	22.16	0.164	4.5	26.66	0.463	<30dBm (1W) (Maximum Peak Output Power) <36dBm (4W) (E.I.R.P)
	2417	20.21	20.11	23.17	0.207		27.67	0.585	
	2442	22.01	21.96	25.00	0.316		29.50	0.891	
	2457	20.38	20.34	23.37	0.217		27.87	0.612	
	2462	19.65	19.51	22.59	0.182		27.09	0.512	
	2467	17.11	17.01	20.07	0.102		24.57	0.286	
	2472	10.01	9.81	12.92	0.020		17.42	0.055	

Note: The results have been included cable loss.

This test report may be reproduced in full only. The document may only be updated by Audix Technology Corp. personnel. Any changes will be noted in the Document History section of the report.

Audix Technology Corp.
No. 53-11, Dingfu, Linkou, Dist.,
New Taipei City244, Taiwan
Tel: +886 2 26099301
Fax: +886 2 26099303

Mode	Centre Frequency (MHz)	Peak Output Power (dBm)		Total Peak Output Power		Antenna Gain (dBi)	Output Power (E.I.R.P.)		Limit
		Chain 0	Chain 1	(dBm)	(W)		(dBm)	(W)	
802.11n-HT40	2422	19.32	19.22	22.28	0.169	4.5	26.78	0.476	<30dBm (1W) (Maximum Peak Output Power) <36dBm (4W) (E.I.R.P)
	2427	18.22	18.17	21.21	0.132		25.71	0.372	
	2442	19.96	19.82	22.90	0.195		27.40	0.550	
	2447	19.98	19.93	22.97	0.198		27.47	0.558	
	2452	18.69	18.64	21.68	0.147		26.18	0.415	
	2457	15.36	15.14	18.26	0.067		22.76	0.189	
	2462	12.02	11.02	14.56	0.029		19.06	0.081	

Note: The results have been included cable loss.

Mode	Centre Frequency (MHz)	Peak Output Power (dBm)		Total Peak Output Power		Antenna Gain (dBi)	Output Power (E.I.R.P.)		Limit
		Chain 0	Chain 1	(dBm)	(W)		(dBm)	(W)	
802.11ax-HE20	2412	18.98	19.22	22.11	0.163	4.5	26.61	0.458	<30dBm (1W) (Maximum Peak Output Power) <36dBm (4W) (E.I.R.P)
	2417	20.23	20.17	23.21	0.209		27.71	0.590	
	2442	21.93	21.95	24.95	0.313		29.45	0.881	
	2457	20.40	20.21	23.32	0.215		27.82	0.605	
	2462	19.63	19.53	22.59	0.182		27.09	0.512	
	2467	16.98	17.04	20.02	0.100		24.52	0.283	
	2472	10.21	9.91	13.07	0.020		17.57	0.057	

Note: The results have been included cable loss.

Mode	Centre Frequency (MHz)	Peak Output Power (dBm)		Total Peak Output Power		Antenna Gain (dBi)	Output Power (E.I.R.P.)		Limit
		Chain 0	Chain 1	(dBm)	(W)		(dBm)	(W)	
802.11ax-HE40	2422	19.08	19.13	22.12	0.163	4.5	26.62	0.459	<30dBm (1W) (Maximum Peak Output Power) <36dBm (4W) (E.I.R.P)
	2427	18.02	17.94	20.99	0.126		25.49	0.354	
	2442	19.84	19.79	22.83	0.192		27.33	0.541	
	2447	19.81	19.73	22.78	0.190		27.28	0.535	
	2452	18.35	18.41	21.39	0.138		25.89	0.388	
	2457	15.11	14.94	18.04	0.064		22.54	0.179	
	2462	11.93	10.60	14.33	0.027		18.83	0.076	

Note: The results have been included cable loss.

This test report may be reproduced in full only. The document may only be updated by Audix Technology Corp. personnel. Any changes will be noted in the Document History section of the report.

Audix Technology Corp.
No. 53-11, Dingfu, Linkou, Dist.,
New Taipei City244, Taiwan
Tel: +886 2 26099301
Fax: +886 2 26099303

Mode	RU Configuration	Centre Frequency (MHz)	Peak Output Power (dBm)		Total Peak Output Power		Antenna Gain (dBi)	Output Power (E.I.R.P.)		Limit
			Chain 0	Chain 1	(dBm)	(W)		(dBm)	(W)	
802.11ax-HE20	26/0	2412	23.52	23.65	26.60	0.457	4.5	31.10	1.288	<30dBm (1W) (Maximum Peak Output Power) <36dBm (4W) (E.I.R.P)
	52/37		23.55	23.62	26.60	0.457		31.10	1.288	
	106/53		23.42	23.67	26.56	0.453		31.06	1.276	
	26/8	2472	10.74	10.07	13.43	0.022		17.93	0.062	
	52/40		10.93	10.11	13.55	0.023		18.05	0.064	
	106/54		10.97	10.24	13.63	0.023		18.13	0.065	

Note: The results have been included cable loss.

Mode	RU Configuration	Centre Frequency (MHz)	Peak Output Power (dBm)		Total Peak Output Power		Antenna Gain (dBi)	Output Power (E.I.R.P.)		Limit
			Chain 0	Chain 1	(dBm)	(W)		(dBm)	(W)	
802.11ax-HE40	242/61	2422	23.44	13.65	23.87	0.244	4.5	28.37	0.687	<30dBm (1W) (Maximum Peak Output Power) <36dBm (4W) (E.I.R.P)
	242/62	2467	14.18	14.08	17.14	0.052		21.64	0.146	

Note: The results have been included cable loss.

This test report may be reproduced in full only. The document may only be updated by Audix Technology Corp. personnel. Any changes will be noted in the Document History section of the report.

Audix Technology Corp.
No. 53-11, Dingfu, Linkou, Dist.,
New Taipei City244, Taiwan
Tel: +886 2 26099301
Fax: +886 2 26099303

Mode	Centre Frequency (MHz)	Peak Output Power (dBm)		Max. Peak Output Power		Antenna Gain (dBi)	Output Power (E.I.R.P.)		Limit
		Chain 0	Chain 1	(dBm)	(W)		(dBm)	(W)	
BLE (1M)	2402	4.85	---	4.85	0.0031	4.5	9.35	0.0086	<30dBm (1W) (Maximum Peak Output Power) <36dBm (4W) (E.I.R.P)
	2440	5.37	---	5.37	0.0034		9.87	0.0097	
	2480	4.66	---	4.66	0.0029		9.16	0.0082	
BLE (2M)	2402	4.84	---	4.84	0.0030		9.34	0.0086	
	2440	5.37	---	5.37	0.0034		9.87	0.0097	
	2480	4.66	---	4.66	0.0029		9.16	0.0082	
BLE (PHY Coded S2)	2402	4.82	---	4.82	0.0030		9.32	0.0086	
	2440	5.36	---	5.36	0.0034		9.86	0.0097	
	2480	4.65	---	4.65	0.0029		9.15	0.0082	
BLE (PHY Coded S8)	2402	4.82	---	4.82	0.0030		9.32	0.0086	
	2440	5.36	---	5.36	0.0034		9.86	0.0097	
	2480	4.65	---	4.65	0.0029		9.15	0.0082	

Note: The results have been included cable loss.

This test report may be reproduced in full only. The document may only be updated by Audix Technology Corp. personnel. Any changes will be noted in the Document History section of the report.

Audix Technology Corp.
No. 53-11, Dingfu, Linkou, Dist.,
New Taipei City244, Taiwan
Tel: +886 2 26099301
Fax: +886 2 26099303

A.4.2 Average Output Power (Reporting only)

SPOT CHECK

Mode	Centre Frequency (MHz)	Average Output Power (dBm)		10log (1/X)	Max. Average Output Power	
		Chain 0	Chain 1		(dBm)	(W)
802.11b	2412	18.96	19.29	0	19.29	0.085
	2417	19.61	19.9		19.90	0.098
	2442	19.70	19.97		19.97	0.099
	2457	19.66	19.96		19.96	0.099
	2462	19.09	18.88		19.09	0.081
	2467	17.38	18.02		18.02	0.063
	2472	12.31	13.09		13.09	0.020

Mode	Centre Frequency (MHz)	Average Output Power (dBm)		10log (1/X)	Max. Average Output Power	
		Chain 0	Chain 1		(dBm)	(W)
802.11g	2412	16.76	16.85	0	16.85	0.048
	2417	17.93	17.95		17.95	0.062
	2442	19.64	19.72		19.72	0.094
	2457	18.18	18.08		18.18	0.066
	2462	17.40	17.46		17.46	0.056
	2467	14.77	14.68		14.77	0.030
	2472	1.45	1.28		1.45	0.001

Note: 1. The results have been included cable loss.

2. This device embedded with same radio transmitter with FCC ID: BEJNT-15Z90N, IC: 2703H-15Z90N. We did spot check for output power and all output power values keep identical thus we reuse all results except to E.I.R.P. test items.

This test report may be reproduced in full only. The document may only be updated by Audix Technology Corp. personnel. Any changes will be noted in the Document History section of the report.

Audix Technology Corp.
No. 53-11, Dingfu, Linkou, Dist.,
New Taipei City244, Taiwan
Tel: +886 2 26099301
Fax: +886 2 26099303

Mode	Centre Frequency (MHz)	Average Output Power (dBm)		10log (1/X)	Total Average Output Power	
		Chain 0	Chain 1		(dBm)	(W)
802.11n-HT20	2412	14.19	14.24	0	17.23	0.053
	2417	15.49	15.4		18.46	0.070
	2442	17.38	17.08		20.24	0.106
	2457	15.72	15.51		18.63	0.073
	2462	14.77	14.6		17.70	0.059
	2467	12.05	11.82		14.95	0.031
	2472	-0.01	-0.87		2.59	0.002

Mode	Centre Frequency (MHz)	Average Output Power (dBm)		10log (1/X)	Total Average Output Power	
		Chain 0	Chain 1		(dBm)	(W)
802.11n-HT40	2422	13.74	13.74	0	16.75	0.047
	2427	12.85	12.75		15.81	0.038
	2442	14.56	14.48		17.53	0.057
	2447	14.71	14.78		17.76	0.060
	2452	13.17	13.09		16.14	0.041
	2457	9.52	9.43		12.49	0.018
	2462	1.42	0.58		4.03	0.003

Mode	Centre Frequency (MHz)	Average Output Power (dBm)		10log (1/X)	Total Average Output Power	
		Chain 0	Chain 1		(dBm)	(W)
802.11ax-HE20	2412	13.86	14.06	0	16.97	0.050
	2417	15.28	15.26		18.28	0.067
	2442	16.95	17.05		20.01	0.100
	2457	15.46	15.31		18.40	0.069
	2462	14.68	14.56		17.63	0.058
	2467	11.70	11.70		14.71	0.030
	2472	-0.11	-1.04		2.46	0.002

Note: 1. The results have been included cable loss.

2. This device embedded with same radio transmitter with FCC ID: BEJNT-15Z90N, IC: 2703H-15Z90N. We did spot check for output power and all output power values keep identical thus we reuse all results except to E.I.R.P. test items.

This test report may be reproduced in full only. The document may only be updated by Audix Technology Corp. personnel. Any changes will be noted in the Document History section of the report.

Audix Technology Corp.
No. 53-11, Dingfu, Linkou, Dist.,
New Taipei City244, Taiwan

Tel: +886 2 26099301
Fax: +886 2 26099303

Mode	Centre Frequency (MHz)	Average Output Power (dBm)		10log (1/X)	Total Average Output Power	
		Chain 0	Chain 1		(dBm)	(W)
802.11ax-HE40	2422	13.72	13.61	0	16.68	0.047
	2427	12.52	12.42		15.48	0.035
	2442	14.41	14.44		17.44	0.055
	2447	14.55	14.45		17.51	0.056
	2452	12.94	13.00		15.98	0.040
	2457	9.17	9.22		12.21	0.017
	2462	1.01	0.13		3.60	0.002

Mode	RU Config	Centre Frequency (MHz)	Average Output Power (dBm)		10log (1/X)	Total Average Output Power	
			Chain 0	Chain 1		(dBm)	(W)
802.11ax-HE20	26/0	2412	13.84	13.54	0	16.70	0.047
	52/37		13.90	13.70		16.81	0.048
	106/53		13.9	13.61		16.77	0.048
	26/8	2472	-2.26	-1.93		0.92	0.001
	52/40		-2.05	-1.63		1.18	0.001
	106/54		-1.93	-1.5		1.30	0.001

Mode	RU Config	Centre Frequency (MHz)	Average Output Power (dBm)		10log (1/X)	Total Average Output Power	
			Chain 0	Chain 1		(dBm)	(W)
802.11ax-HE40	242/61	2422	13.59	13.21	0	16.41	0.044
	242/62	2467	0.87	-0.25		3.36	0.002

Note: 1. The results have been included cable loss.

2. This device embedded with same radio transmitter with FCC ID: BEJNT-15Z90N, IC: 2703H-15Z90N. We did spot check for output power and all output power values keep identical thus we reuse all results except to E.I.R.P. test items.

This test report may be reproduced in full only. The document may only be updated by Audix Technology Corp. personnel. Any changes will be noted in the Document History section of the report.

Audix Technology Corp.
No. 53-11, Dingfu, Linkou, Dist.,
New Taipei City244, Taiwan

Tel: +886 2 26099301
Fax: +886 2 26099303

Test SKU: SKU #1

Mode	Centre Frequency (MHz)	Average Output Power (dBm)		10log (1/X)	Max. Average Output Power		Antenna Gain (dBi)	Average Output Power (E.I.R.P.)		Limit
		Chain 0	Chain 1		(dBm)	(W)		(dBm)	(W)	
802.11b	2412	19.16	19.35	0	19.35	0.086	4.54	23.89	0.245	<30dBm (1W) (Maximum Peak Output Power) <36dBm (4W) (E.I.R.P)
	2417	19.91	19.96		19.96	0.099		24.50	0.282	
	2442	20.04	20.02		20.04	0.101		24.58	0.287	
	2457	20.02	19.95		20.02	0.100		24.56	0.286	
	2462	19.08	18.91		19.08	0.081		23.62	0.230	
	2467	18.18	18.08		18.18	0.066		22.72	0.187	
	2472	13.08	13.05		13.08	0.020		17.62	0.058	

Note: The results have been included cable loss.

Mode	Centre Frequency (MHz)	Average Output Power (dBm)		10log (1/X)	Max. Average Output Power		Antenna Gain (dBi)	Average Output Power (E.I.R.P.)		Limit
		Chain 0	Chain 1		(dBm)	(W)		(dBm)	(W)	
802.11g	2412	16.72	16.91	0	16.91	0.049	4.54	21.45	0.140	<30dBm (1W) (Maximum Peak Output Power) <36dBm (4W) (E.I.R.P)
	2417	17.94	17.90		17.94	0.062		22.48	0.177	
	2442	19.63	19.74		19.74	0.094		24.28	0.268	
	2457	18.21	18.05		18.21	0.066		22.75	0.188	
	2462	17.47	17.37		17.47	0.056		22.01	0.159	
	2467	14.79	14.78		14.79	0.030		19.33	0.086	
	2472	1.52	1.28		1.52	0.001		6.06	0.004	

Mode	Centre Frequency (MHz)	Average Output Power (dBm)		10log (1/X)	Total Average Output Power		Antenna Gain (dBi)	Average Output Power (E.I.R.P.)		Limit
		Chain 0	Chain 1		(dBm)	(W)		(dBm)	(W)	
802.11n-HT20	2412	14.01	14.23	0	17.13	0.052	4.54	21.67	0.147	<30dBm (1W) (Maximum Peak Output Power) <36dBm (4W) (E.I.R.P)
	2417	15.45	15.38		18.43	0.070		22.97	0.198	
	2442	17.15	17.13		20.15	0.104		24.69	0.294	
	2457	15.63	15.55		18.60	0.072		23.14	0.206	
	2462	14.83	14.63		17.74	0.059		22.28	0.169	
	2467	11.95	11.84		14.91	0.031		19.45	0.088	
	2472	-0.04	-0.86		2.58	0.002		7.12	0.005	

Note: The results have been included cable loss.

This test report may be reproduced in full only. The document may only be updated by Audix Technology Corp. personnel. Any changes will be noted in the Document History section of the report.

Audix Technology Corp.
No. 53-11, Dingfu, Linkou, Dist.,
New Taipei City244, Taiwan
Tel: +886 2 26099301
Fax: +886 2 26099303

Mode	Centre Frequency (MHz)	Average Output Power (dBm)		10log (1/X)	Total Average Output Power		Antenna Gain (dBi)	Average Output Power (E.I.R.P.)		Limit
		Chain 0	Chain 1		(dBm)	(W)		(dBm)	(W)	
802.11n-HT40	2422	13.83	13.81	0	16.83	0.048	4.54	21.37	0.137	<30dBm (1W) (Maximum Peak Output Power) <36dBm (4W) (E.I.R.P)
	2427	12.8	12.73		15.78	0.038		20.32	0.108	
	2442	14.65	14.59		17.63	0.058		22.17	0.165	
	2447	14.78	14.73		17.77	0.060		22.31	0.170	
	2452	13.14	13.22		16.19	0.042		20.73	0.118	
	2457	9.53	9.42		12.49	0.018		17.03	0.050	
	2462	1.41	0.54		4.01	0.003		8.55	0.007	

Note: The results have been included cable loss.

Mode	Centre Frequency (MHz)	Average Output Power (dBm)		10log (1/X)	Total Average Output Power		Antenna Gain (dBi)	Average Output Power (E.I.R.P.)		Limit
		Chain 0	Chain 1		(dBm)	(W)		(dBm)	(W)	
802.11ax-HE20	2412	13.92	14.12	0	17.03	0.050	4.54	21.57	0.144	<30dBm (1W) (Maximum Peak Output Power) <36dBm (4W) (E.I.R.P)
	2417	15.28	15.22		18.26	0.067		22.80	0.191	
	2442	17.03	17.05		20.05	0.101		24.59	0.288	
	2457	15.56	15.39		18.49	0.071		23.03	0.201	
	2462	14.68	14.58		17.64	0.058		22.18	0.165	
	2467	11.78	11.79		14.80	0.030		19.34	0.086	
	2472	-0.11	-0.95		2.50	0.002		7.04	0.005	

Mode	Centre Frequency (MHz)	Average Output Power (dBm)		10log (1/X)	Total Average Output Power		Antenna Gain (dBi)	Average Output Power (E.I.R.P.)		Limit
		Chain 0	Chain 1		(dBm)	(W)		(dBm)	(W)	
802.11ax-HE40	2422	13.66	13.7	0	16.69	0.047	4.54	21.23	0.133	<30dBm (1W) (Maximum Peak Output Power) <36dBm (4W) (E.I.R.P)
	2427	12.61	12.49		15.56	0.036		20.10	0.102	
	2442	14.47	14.42		17.46	0.056		22.00	0.158	
	2447	14.58	14.55		17.58	0.057		22.12	0.163	
	2452	12.96	13.00		15.99	0.040		20.53	0.113	
	2457	9.28	9.24		12.27	0.017		16.81	0.048	
	2462	1.06	0.14		3.63	0.002		8.17	0.007	

Note: The results have been included cable loss.

This test report may be reproduced in full only. The document may only be updated by Audix Technology Corp. personnel. Any changes will be noted in the Document History section of the report.

Audix Technology Corp.
No. 53-11, Dingfu, Linkou, Dist.,
New Taipei City244, Taiwan
Tel: +886 2 26099301
Fax: +886 2 26099303

Mode	RU Config	Centre Frequency (MHz)	Average Output Power (dBm)		10log (1/X)	Total Average Output Power		Antenna Gain (dBi)	Average Output Power (E.I.R.P.)		Limit
			Chain 0	Chain 1		(dBm)	(W)		(dBm)	(W)	
802.11ax-HE20	26/0	2412	14.13	14.45	0	17.30	0.054	4.54	21.84	0.153	<30dBm (1W) (Maximum Peak Output Power) <36dBm (4W) (E.I.R.P)
	52/37		14.26	14.43		17.36	0.054		21.90	0.155	
	106/53		14.28	14.48		17.39	0.055		21.93	0.156	
	26/8	2472	-1.36	-2.57		1.09	0.001		5.63	0.004	
	52/40		-1.13	-2.29		1.34	0.001		5.88	0.004	
	106/54		-1.02	-2.05		1.51	0.001		6.05	0.004	

Note: The results have been included cable loss.

Mode	RU Config	Centre Frequency (MHz)	Average Output Power (dBm)		10log (1/X)	Total Average Output Power		Antenna Gain (dBi)	Average Output Power (E.I.R.P.)		Limit
			Chain 0	Chain 1		(dBm)	(W)		(dBm)	(W)	
802.11ax-HE40	242/61	2422	13.85	14.08	0	16.98	0.050	4.54	21.52	0.142	<30dBm (1W) (Maximum Peak Output Power) <36dBm (4W) (E.I.R.P)
	242/62	2467	1.27	1.17		4.23	0.003		8.77	0.008	

Note: The results have been included cable loss.

This test report may be reproduced in full only. The document may only be updated by Audix Technology Corp. personnel. Any changes will be noted in the Document History section of the report.

Audix Technology Corp.
No. 53-11, Dingfu, Linkou, Dist.,
New Taipei City244, Taiwan
Tel: +886 2 26099301
Fax: +886 2 26099303

Test SKU: SKU #2

Mode	Centre Frequency (MHz)	Average Output Power (dBm)		10log (1/X)	Max. Average Output Power		Antenna Gain (dBi)	Average Output Power (E.I.R.P.)		Limit
		Chain 0	Chain 1		(dBm)	(W)		(dBm)	(W)	
802.11b	2412	19.16	19.35	0	19.35	0.086	4.5	23.85	0.243	<30dBm (1W) (Maximum Peak Output Power) <36dBm (4W) (E.I.R.P)
	2417	19.91	19.96		19.96	0.099		24.46	0.279	
	2442	20.04	20.02		20.04	0.101		24.54	0.284	
	2457	20.02	19.95		20.02	0.100		24.52	0.283	
	2462	19.08	18.91		19.08	0.081		23.58	0.228	
	2467	18.18	18.08		18.18	0.066		22.68	0.185	
	2472	13.08	13.05		13.08	0.020		17.58	0.057	

Note: The results have been included cable loss.

Mode	Centre Frequency (MHz)	Average Output Power (dBm)		10log (1/X)	Max. Average Output Power		Antenna Gain (dBi)	Average Output Power (E.I.R.P.)		Limit
		Chain 0	Chain 1		(dBm)	(W)		(dBm)	(W)	
802.11g	2412	16.72	16.91	0	16.91	0.049	4.5	21.41	0.138	<30dBm (1W) (Maximum Peak Output Power) <36dBm (4W) (E.I.R.P)
	2417	17.94	17.9		17.94	0.062		22.44	0.175	
	2442	19.63	19.74		19.74	0.094		24.24	0.265	
	2457	18.21	18.05		18.21	0.066		22.71	0.187	
	2462	17.47	17.37		17.47	0.056		21.97	0.157	
	2467	14.79	14.78		14.79	0.030		19.29	0.085	
	2472	1.52	1.28		1.52	0.001		6.02	0.004	

Note: The results have been included cable loss.

Mode	Centre Frequency (MHz)	Average Output Power (dBm)		10log (1/X)	Total Average Output Power		Antenna Gain (dBi)	Average Output Power (E.I.R.P.)		Limit
		Chain 0	Chain 1		(dBm)	(W)		(dBm)	(W)	
802.11n-HT20	2412	14.01	14.23	0	17.13	0.052	4.5	21.63	0.146	<30dBm (1W) (Maximum Peak Output Power) <36dBm (4W) (E.I.R.P)
	2417	15.45	15.38		18.43	0.070		22.93	0.196	
	2442	17.15	17.13		20.15	0.104		24.65	0.292	
	2457	15.63	15.55		18.60	0.072		23.10	0.204	
	2462	14.83	14.63		17.74	0.059		22.24	0.167	
	2467	11.95	11.84		14.91	0.031		19.41	0.087	
	2472	-0.04	-0.86		2.58	0.002		7.08	0.005	

Note: The results have been included cable loss.

This test report may be reproduced in full only. The document may only be updated by Audix Technology Corp. personnel. Any changes will be noted in the Document History section of the report.

Audix Technology Corp.
No. 53-11, Dingfu, Linkou, Dist.,
New Taipei City244, Taiwan
Tel: +886 2 26099301
Fax: +886 2 26099303

Mode	Centre Frequency (MHz)	Average Output Power (dBm)		10log (1/X)	Total Average Output Power		Antenna Gain (dBi)	Average Output Power (E.I.R.P.)		Limit
		Chain 0	Chain 1		(dBm)	(W)		(dBm)	(W)	
802.11n-HT40	2422	13.83	13.81	0	16.83	0.048	4.5	21.33	0.136	<30dBm (1W) (Maximum Peak Output Power) <36dBm (4W) (E.I.R.P)
	2427	12.8	12.73		15.78	0.038		20.28	0.107	
	2442	14.65	14.59		17.63	0.058		22.13	0.163	
	2447	14.78	14.73		17.77	0.060		22.27	0.169	
	2452	13.14	13.22		16.19	0.042		20.69	0.117	
	2457	9.53	9.42		12.49	0.018		16.99	0.050	
	2462	1.41	0.54		4.01	0.003		8.51	0.007	

Note: The results have been included cable loss.

Mode	Centre Frequency (MHz)	Average Output Power (dBm)		Total Average Output Power		Antenna Gain (dBi)	Output Power (E.I.R.P.)		Limit
		Chain 0	Chain 1	(dBm)	(W)		(dBm)	(W)	
802.11ax-HE20	2412	13.92	14.12	17.03	0.050	4.5	21.53	0.142	<30dBm (1W) (Maximum Peak Output Power) <36dBm (4W) (E.I.R.P)
	2417	15.28	15.22	18.26	0.067		22.76	0.189	
	2442	17.03	17.05	20.05	0.101		24.55	0.285	
	2457	15.56	15.39	18.49	0.071		22.99	0.199	
	2462	14.68	14.58	17.64	0.058		22.14	0.164	
	2467	11.78	11.79	14.80	0.030		19.30	0.085	
	2472	-0.11	-0.95	2.50	0.002		7.00	0.005	

Note: The results have been included cable loss.

Mode	Centre Frequency (MHz)	Average Output Power (dBm)		Total Average Output Power		Antenna Gain (dBi)	Output Power (E.I.R.P.)		Limit
		Chain 0	Chain 1	(dBm)	(W)		(dBm)	(W)	
802.11ax-HE40	2422	13.66	13.7	16.69	0.047	4.5	21.19	0.132	<30dBm (1W) (Maximum Peak Output Power) <36dBm (4W) (E.I.R.P)
	2427	12.61	12.49	15.56	0.036		20.06	0.101	
	2442	14.47	14.42	17.46	0.056		21.96	0.157	
	2447	14.58	14.55	17.58	0.057		22.08	0.161	
	2452	12.96	13	15.99	0.040		20.49	0.112	
	2457	9.28	9.24	12.27	0.017		16.77	0.048	
	2462	1.06	0.14	3.63	0.002		8.13	0.007	

Note: The results have been included cable loss.

This test report may be reproduced in full only. The document may only be updated by Audix Technology Corp. personnel. Any changes will be noted in the Document History section of the report.

Audix Technology Corp.
No. 53-11, Dingfu, Linkou, Dist.,
New Taipei City244, Taiwan
Tel: +886 2 26099301
Fax: +886 2 26099303

Mode	RU Config	Centre Frequency (MHz)	Average Output Power (dBm)		10log (1/X)	Total Average Output Power		Antenna Gain (dBi)	Average Output Power (E.I.R.P.)		Limit
			Chain 0	Chain 1		(dBm)	(W)		(dBm)	(W)	
802.11ax-HE20	26/0	2412	14.13	14.45	0	17.30	0.054	4.5	21.80	0.151	<30dBm (1W) (Maximum Peak Output Power) <36dBm (4W) (E.I.R.P)
	52/37		14.26	14.43		17.36	0.054		21.86	0.153	
	106/53		14.28	14.48		17.39	0.055		21.89	0.155	
	26/8	2472	-1.36	-2.57		1.09	0.001		5.59	0.004	
	52/40		-1.13	-2.29		1.34	0.001		5.84	0.004	
	106/54		-1.02	-2.05		1.51	0.001		6.01	0.004	

Note: The results have been included cable loss.

Mode	RU Config	Centre Frequency (MHz)	Average Output Power (dBm)		10log (1/X)	Total Average Output Power		Antenna Gain (dBi)	Average Output Power (E.I.R.P.)		Limit
			Chain 0	Chain 1		(dBm)	(W)		(dBm)	(W)	
802.11ax-HE40	242/61	2422	13.85	14.08	0	16.98	0.050	4.5	21.48	0.141	<30dBm (1W) (Maximum Peak Output Power) <36dBm (4W) (E.I.R.P)
	242/62	2467	1.27	1.17		4.23	0.003		8.73	0.007	

Note: The results have been included cable loss.

This test report may be reproduced in full only. The document may only be updated by Audix Technology Corp. personnel. Any changes will be noted in the Document History section of the report.

Audix Technology Corp.
No. 53-11, Dingfu, Linkou, Dist.,
New Taipei City244, Taiwan

Tel: +886 2 26099301
Fax: +886 2 26099303

A.4.3 Measurement Plots

BLE	
1M	2M
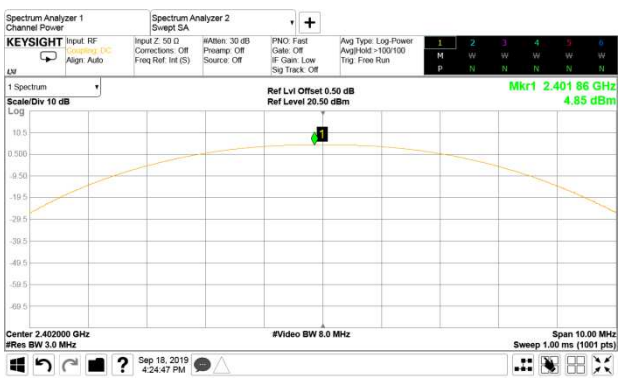	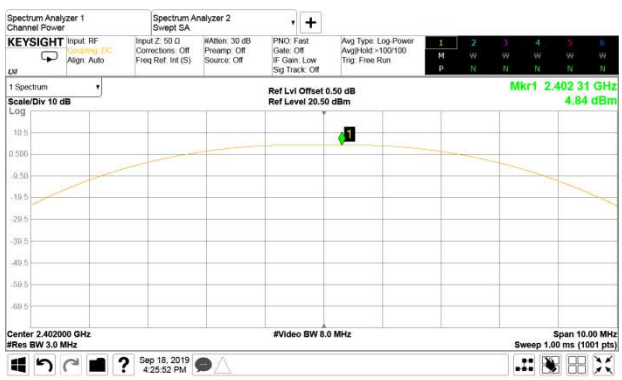
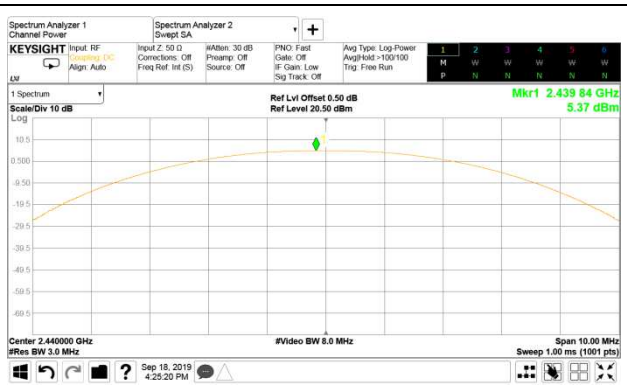	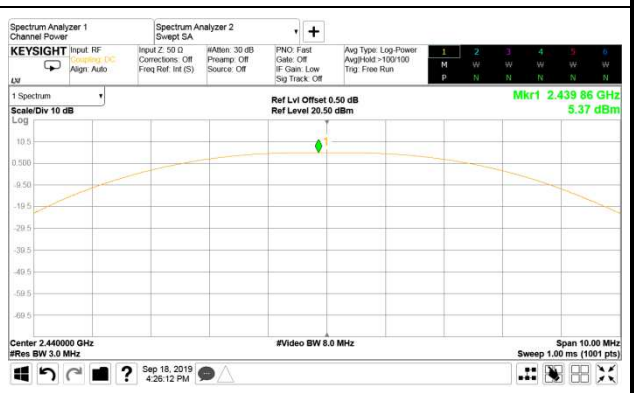
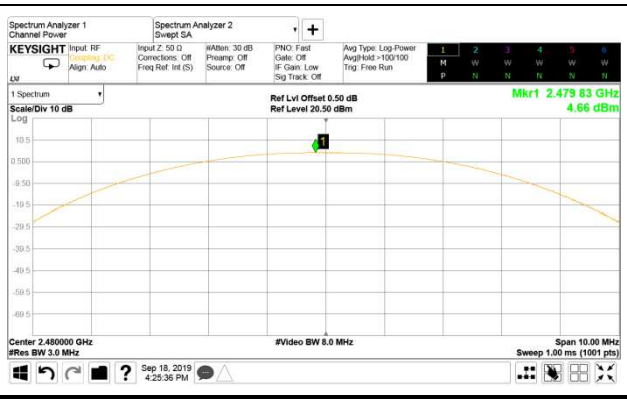	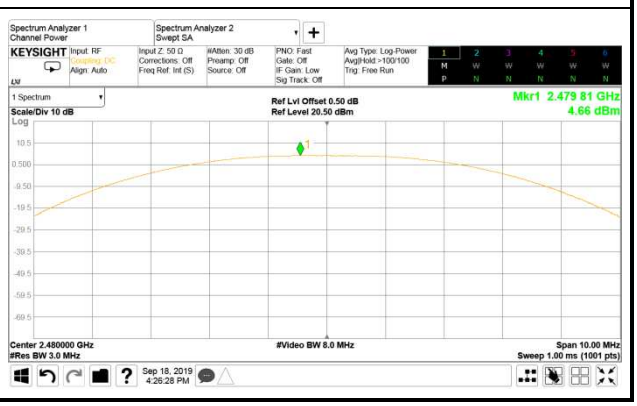

This test report may be reproduced in full only. The document may only be updated by Audix Technology Corp. personnel. Any changes will be noted in the Document History section of the report.

Audix Technology Corp.
No. 53-11, Dingfu, Linkou, Dist.,
New Taipei City244, Taiwan

Tel: +886 2 26099301
Fax: +886 2 26099303

BLE	
PHY Coded S2	PHY Coded S8
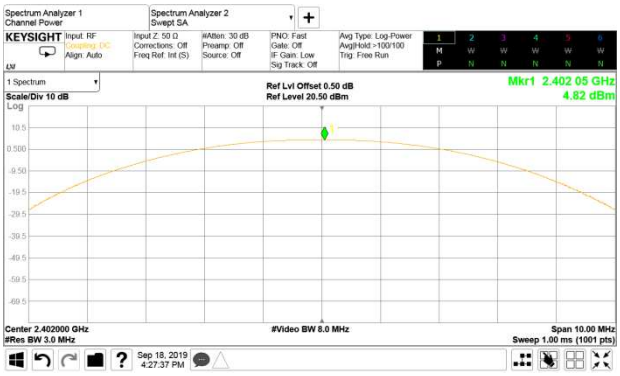	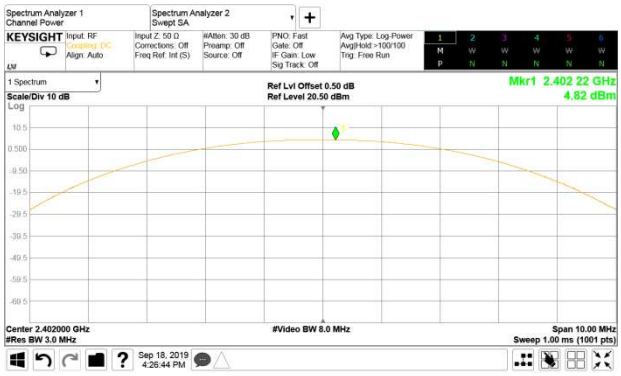
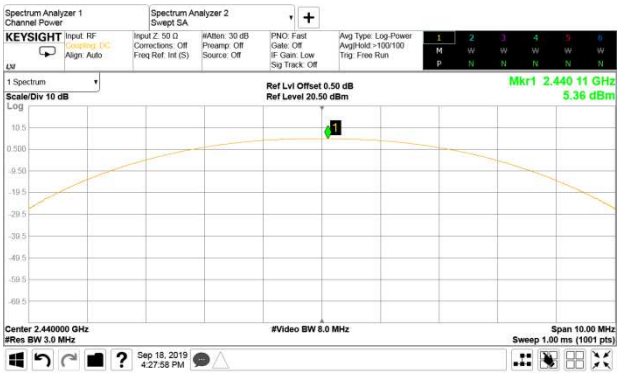	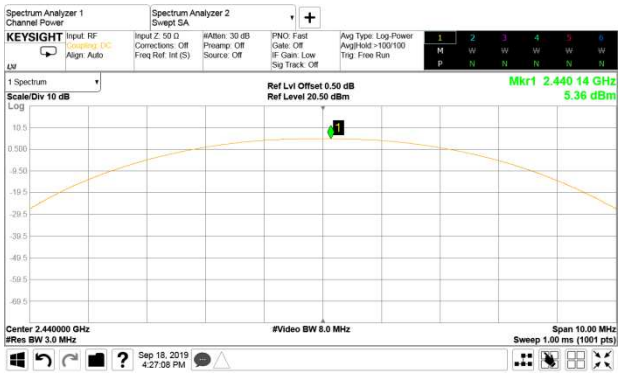
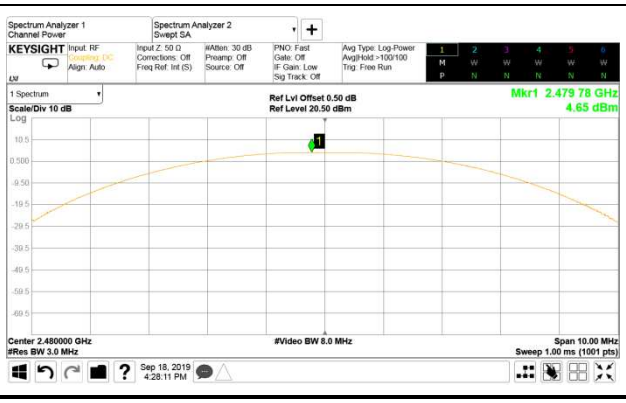	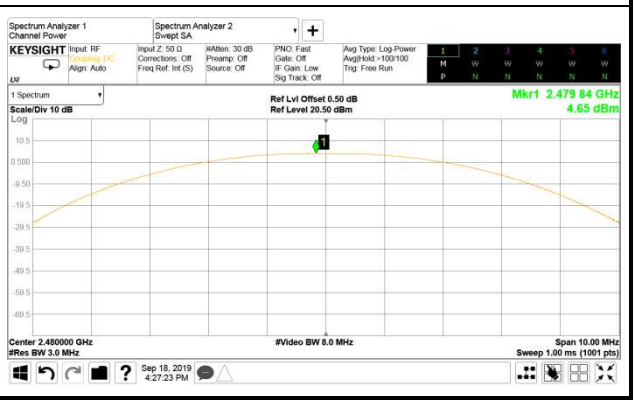

This test report may be reproduced in full only. The document may only be updated by Audix Technology Corp. personnel. Any changes will be noted in the Document History section of the report.

Audix Technology Corp.
No. 53-11, Dingfu, Linkou, Dist.,
New Taipei City244, Taiwan

Tel: +886 2 26099301
Fax: +886 2 26099303

A.5 EMISSION LIMITATIONS

Test Date	2019/09/19	Temp./Hum.	25°C/54%
Cable Loss	0.50dB	Test Voltage	AC 120V, 60Hz (via AC Adapter)
Mode	802.11b	Tested By	Martin Chen
Frequency	TX 2412MHz		
Simultaneous Factor10 log(n) (Note: “n” is antenna number)			0

Reference Level

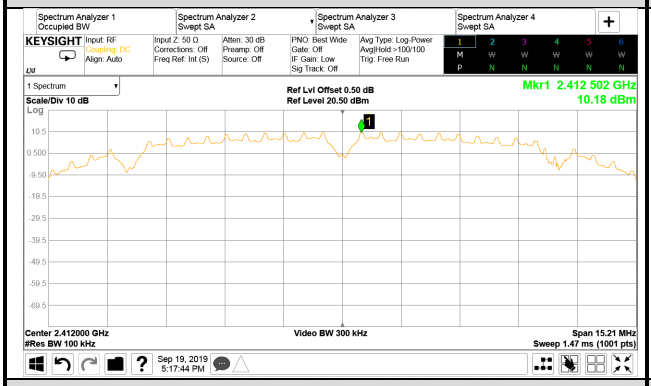

30MHz – 8GHz

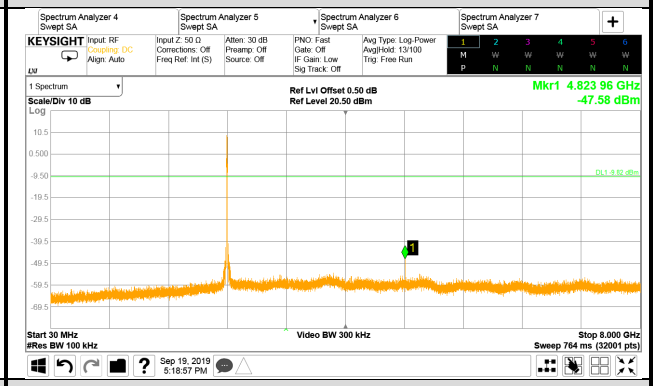

Band Edge

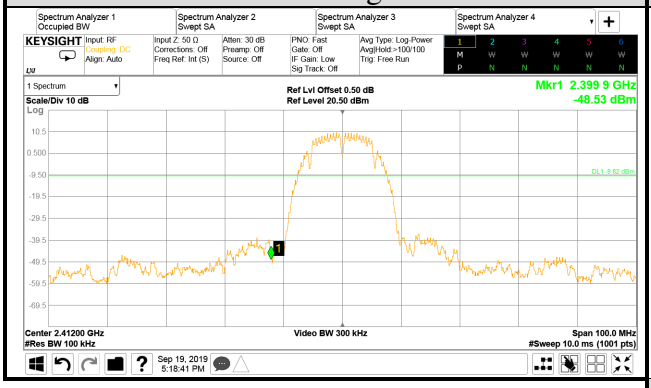

8GHz – 15GHz

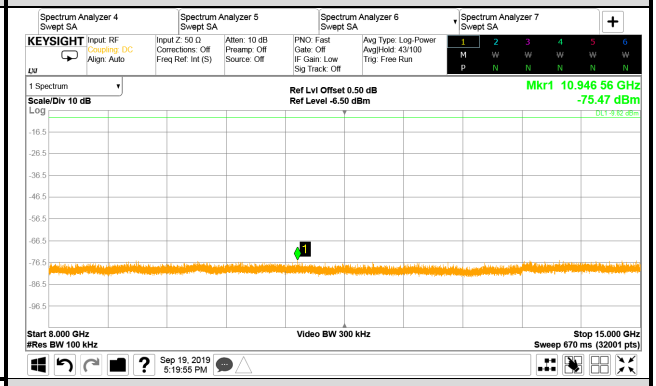

15GHz – 25GHz

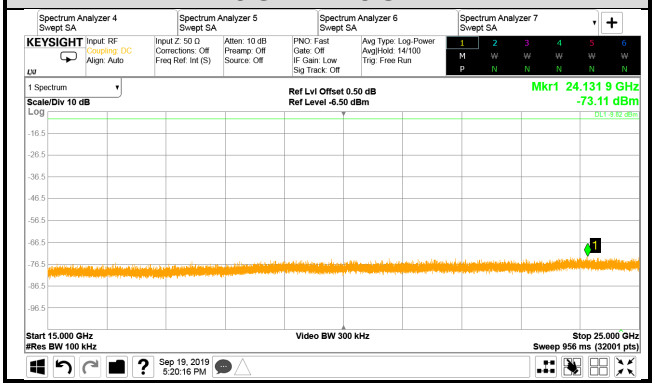

This test report may be reproduced in full only. The document may only be updated by Audix Technology Corp. personnel. Any changes will be noted in the Document History section of the report.