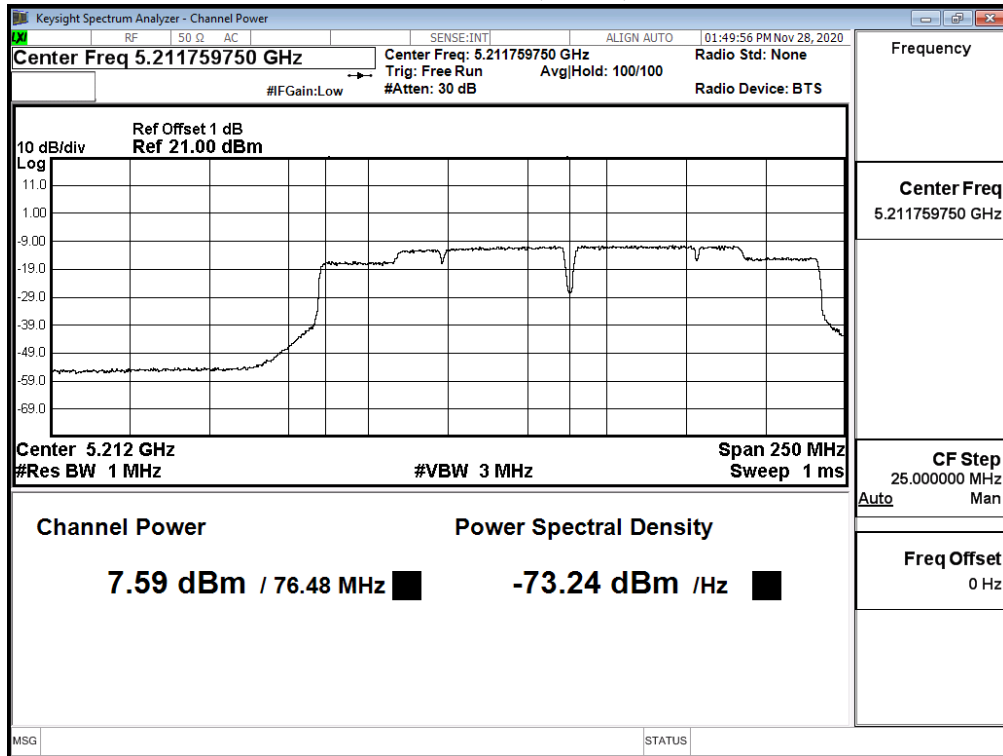


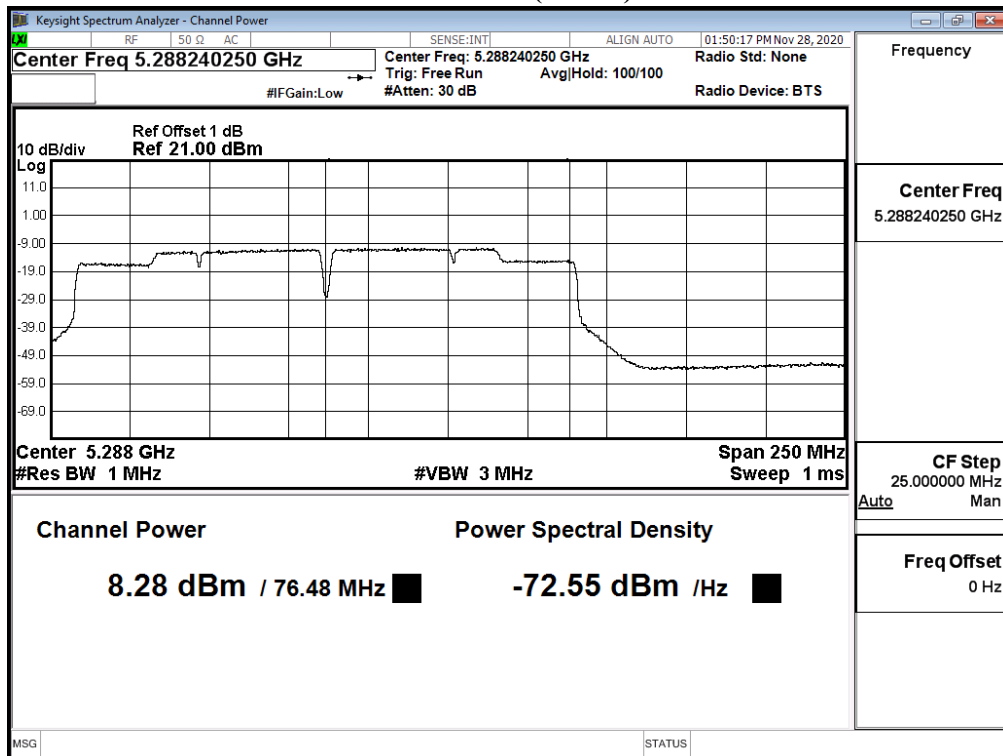
Maximum conducted output power:

Channel 50 (Band1)



Maximum conducted output power:

Channel 50 (Band2)



Product : Notebook Computers
 Test Item : Maximum conducted output power
 Test Date : 2020/11/19
 Test Mode : Mode 15: SISO B: Transmit (802.11ax-20BW_8.6Mbps)

RU config: Full

Cable loss=1dB		Maximum conducted output power											
Channel No.	Frequency (MHz)	Data Rate (Mbps)											
		MCS0	MCS1	MCS2	MCS3	MCS4	MCS5	MCS6	MCS7	MCS8	MCS9	MCS10	MCS11
		Measurement Level (dBm)											
36	5180	10.92	--	--	--	--	--	--	--	--	--	--	--
44	5220	10.96	10.93	10.84	10.81	10.75	10.69	10.61	10.55	10.46	10.36	10.27	10.23
48	5240	10.82	--	--	--	--	--	--	--	--	--	--	--
52	5260	10.90	--	--	--	--	--	--	--	--	--	--	--
60	5300	10.85	10.81	10.77	10.72	10.68	10.61	10.53	10.46	10.42	10.37	10.32	10.24
64	5320	10.84	--	--	--	--	--	--	--	--	--	--	--
100	5500	9.97	--	--	--	--	--	--	--	--	--	--	--
116	5580	9.87	9.77	9.67	9.58	9.50	9.45	9.39	9.32	9.28	9.23	9.16	9.06
140	5700	9.98	--	--	--	--	--	--	--	--	--	--	--
144(Band3)	5720	8.74	8.64	8.56	8.51	8.41	8.36	8.31	8.23	8.20	8.10	8.04	8.01
144(Band4)	5720	3.40	3.36	3.26	3.23	3.14	3.08	3.01	2.95	2.87	2.83	2.79	2.76
149	5745	10.63	--	--	--	--	--	--	--	--	--	--	--
157	5785	10.57	10.53	10.50	10.44	10.37	10.27	10.23	10.17	10.10	10.02	9.99	9.95
165	5825	10.60	--	--	--	--	--	--	--	--	--	--	--

Note: Maximum conducted output power Value =Reading value on average power meter + cable loss

Maximum conducted output power Measurement:

Channel No	Frequency Range (MHz)	26dB Bandwidth (MHz)	Output Power (dBm)	Output Power Limit		Result
				(dBm)	dBm+10log(BW)	
36	5180	--	10.92	24	--	Pass
44	5220	--	10.96	24	--	Pass
48	5240	--	10.82	24	--	Pass
52	5260	24.480	10.90	24	24.89	Pass
60	5300	24.560	10.85	24	24.90	Pass
64	5320	24.100	10.84	24	24.82	Pass
100	5500	23.350	9.97	24	24.68	Pass
116	5580	24.870	9.87	24	24.96	Pass
140	5700	24.040	9.98	24	24.81	Pass
144(Band3)	5720	16.650	8.73	24	23.21	Pass
144(Band4)	5720	--	3.40	30	--	Pass
149	5745	--	10.63	30	--	Pass
157	5785	--	10.57	30	--	Pass
165	5825	--	10.60	30	--	Pass

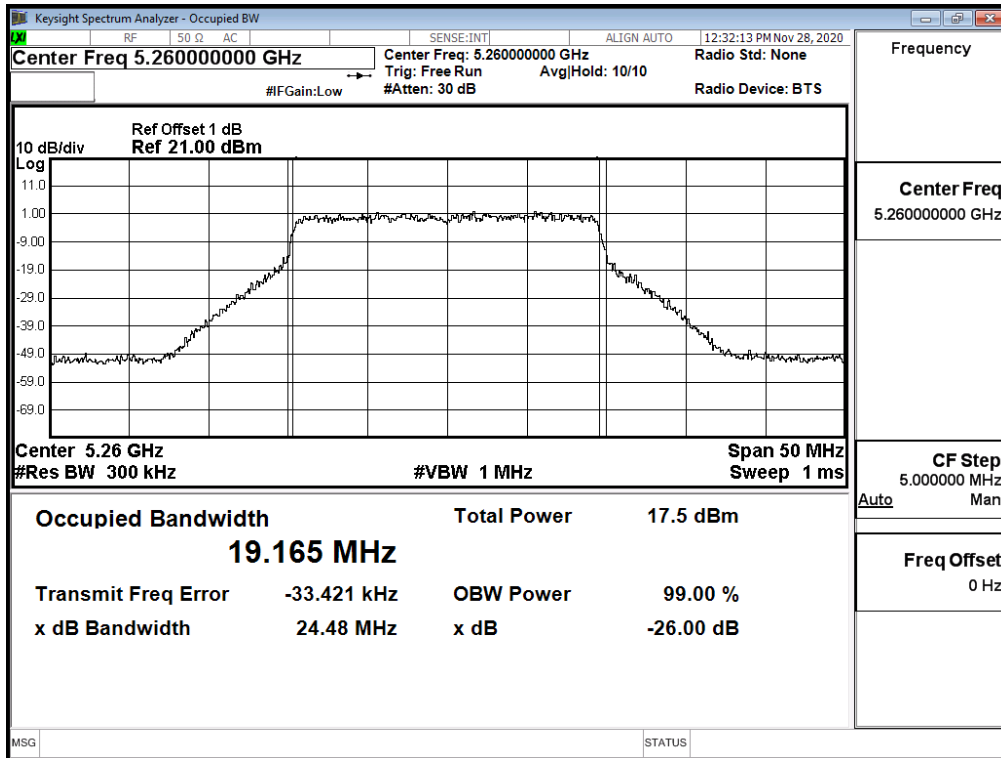
RU config: Other

Channel No / Frequency (MHz)	RU setting	Average Power Output (dBm)													Required Lim
		Data Rate (Mbps)													
		MCS0	MCS1	MCS2	MCS3	MCS4	MCS5	MCS6	MCS7	MCS8	MCS9	MCS10	MCS11		
36/5180	26/0	10.83	--	--	--	--	--	--	--	--	--	--	--	--	<24dBm
	52/37	10.68	10.63	10.56	10.52	10.45	10.38	10.30	10.22	10.15	10.09	10.00	9.93	<24dBm	
	106/53	10.78	--	--	--	--	--	--	--	--	--	--	--	<24dBm	
64/5320	26/8	10.87	--	--	--	--	--	--	--	--	--	--	--	<24dBm	
	52/40	10.58	10.50	10.45	10.42	10.32	10.23	10.18	10.09	10.02	9.97	9.88	9.84	<24dBm	
	106/54	10.83	--	--	--	--	--	--	--	--	--	--	--	<24dBm	
100/5500	26/0	9.93	--	--	--	--	--	--	--	--	--	--	--	<24dBm	
	52/37	9.94	9.91	9.87	9.80	9.74	9.65	9.62	9.54	9.50	9.45	9.37	9.31	<24dBm	
	106/53	9.99	--	--	--	--	--	--	--	--	--	--	--	<24dBm	
140/5700	26/8	9.84	--	--	--	--	--	--	--	--	--	--	--	<24dBm	
	52/40	9.78	9.69	9.61	9.56	9.52	9.49	9.44	9.38	9.29	9.20	9.15	9.07	<24dBm	
	106/54	9.91	--	--	--	--	--	--	--	--	--	--	--	<24dBm	
149/5745	26/0	10.66	--	--	--	--	--	--	--	--	--	--	--	<30dBm	
	52/37	10.79	10.70	10.63	10.58	10.51	10.43	10.36	10.33	10.25	10.15	10.07	10.00	<30dBm	
	106/53	10.55	--	--	--	--	--	--	--	--	--	--	--	<30dBm	

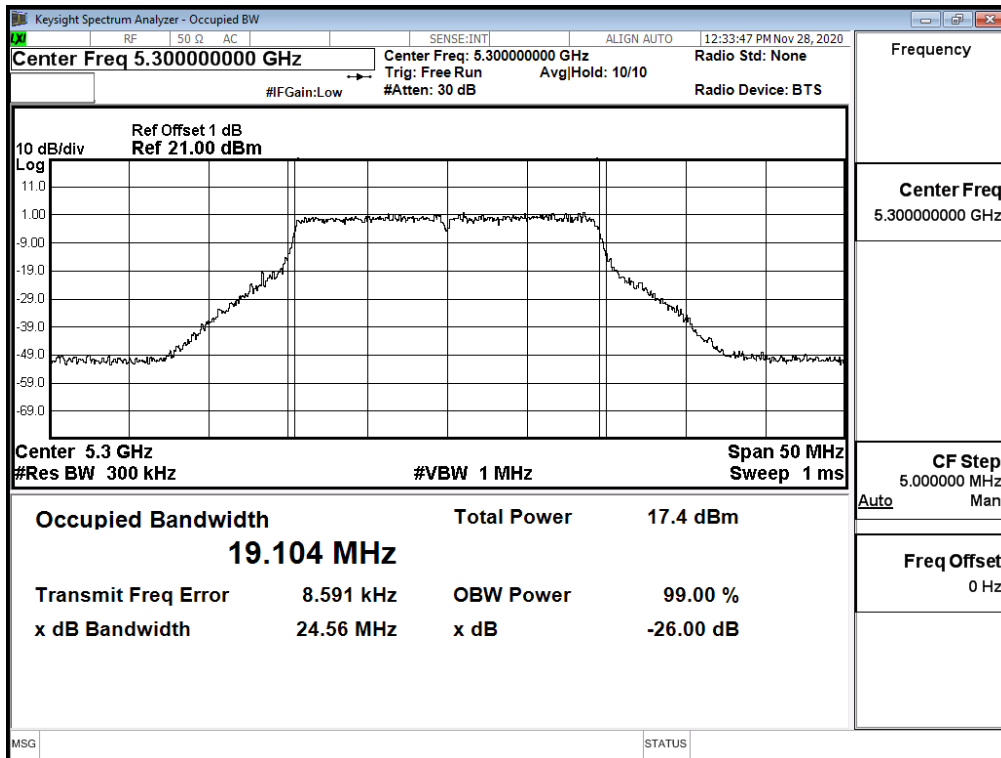
Maximum conducted output power Measurement:

Channel No	Frequency Range (MHz)	26dB Bandwidth (MHz)	Output Power (dBm)	Output Power Limit		Result
				(dBm)	dBm+10log(BW)	
36/5180	26/0	--	10.83	24	--	Pass
	52/37	--	10.68	24	--	Pass
	106/53	--	10.78	24	--	Pass
64/5320	26/8	20.540	10.87	24	24.13	Pass
	52/40	21.450	10.58	24	24.31	Pass
	106/54	21.980	10.83	24	24.42	Pass
100/5500	26/0	20.550	9.93	24	24.13	Pass
	52/37	20.580	9.94	24	24.13	Pass
	106/53	20.900	9.99	24	24.20	Pass
140/5700	26/8	20.870	9.84	24	24.20	Pass
	52/40	21.490	9.78	24	24.32	Pass
	106/54	21.970	9.91	24	24.42	Pass
149/5745	26/0	--	10.66	30	--	Pass
	52/37	--	10.79	30	--	Pass
	106/53	--	10.55	30	--	Pass

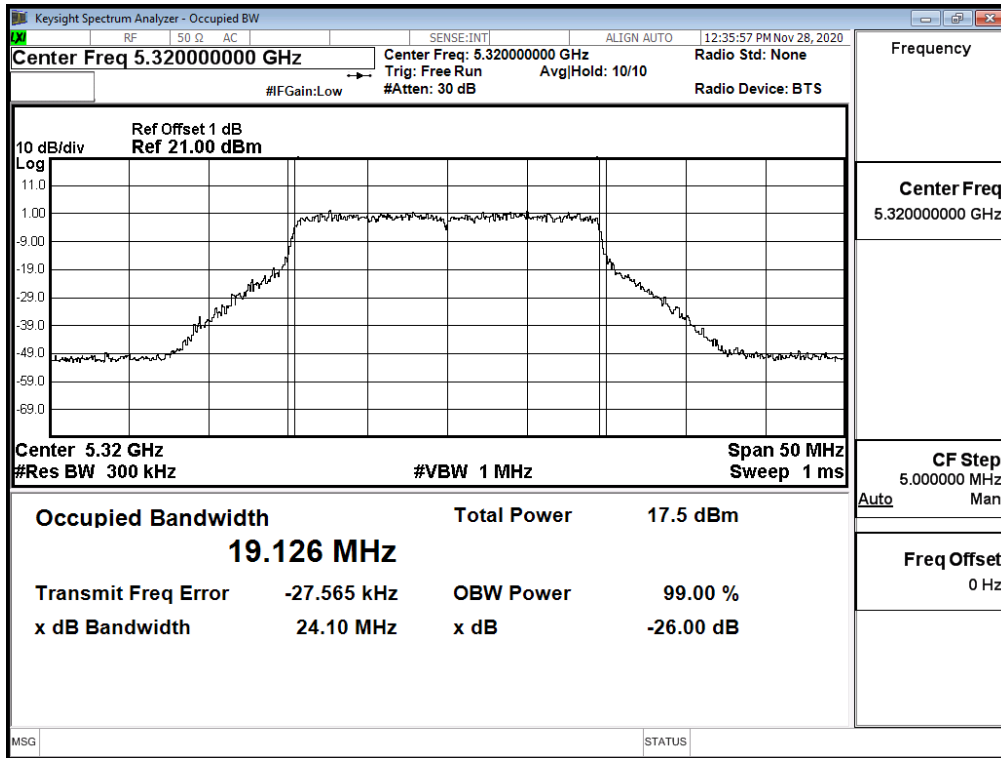
RU config: Full
26dB Occupied Bandwidth:
Channel 52



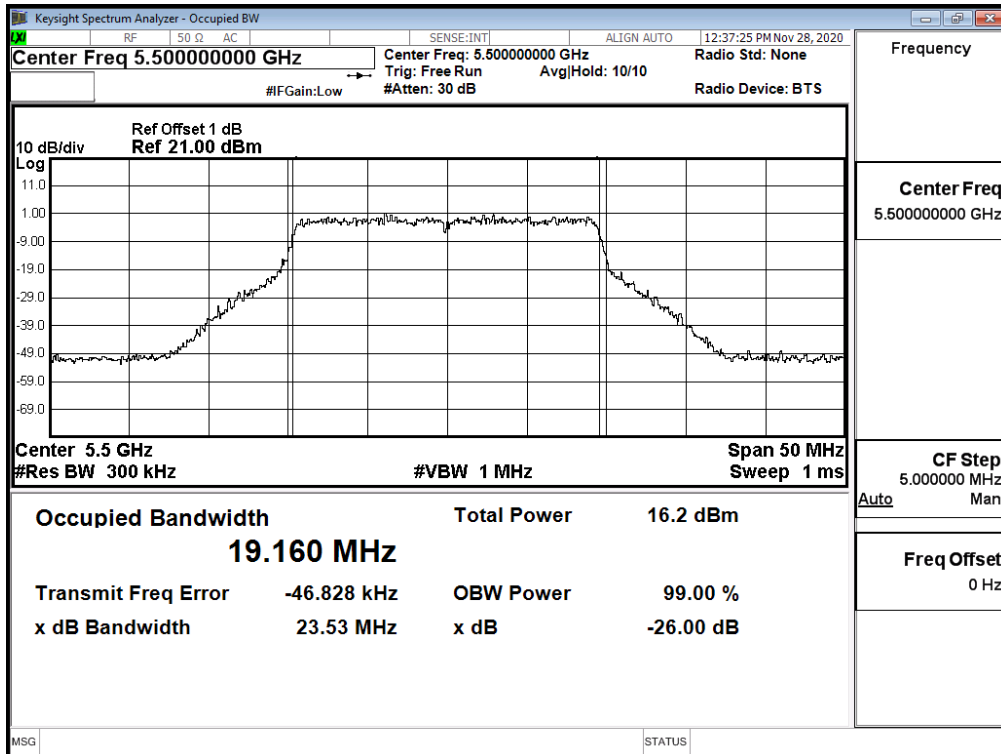
Channel 60



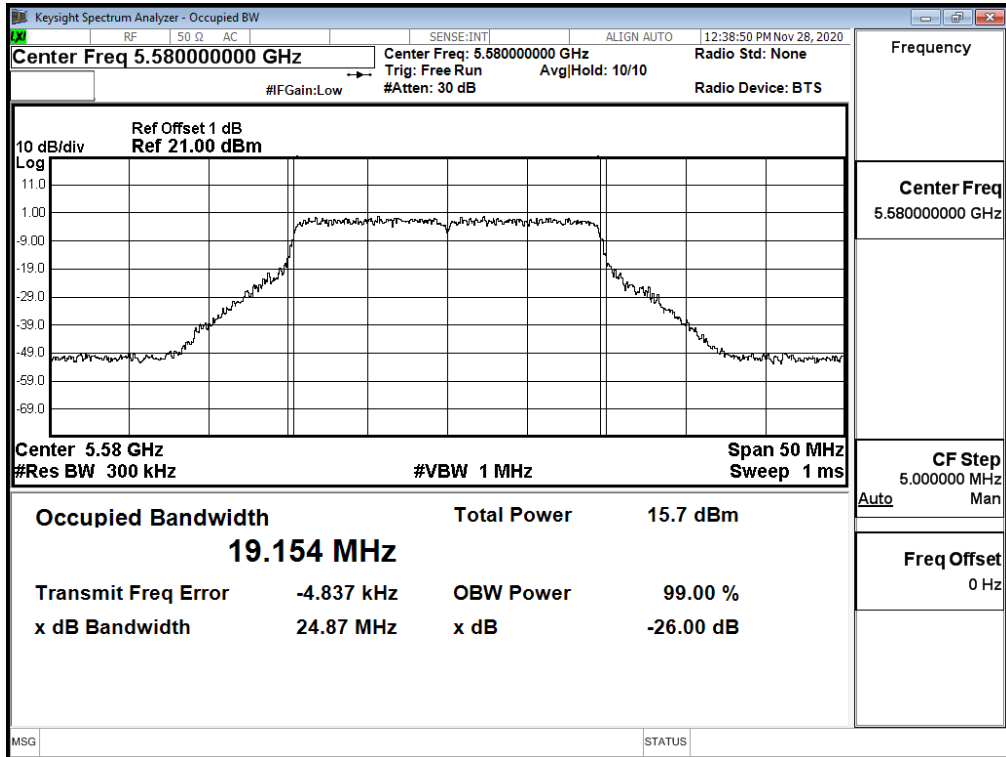
Channel 64



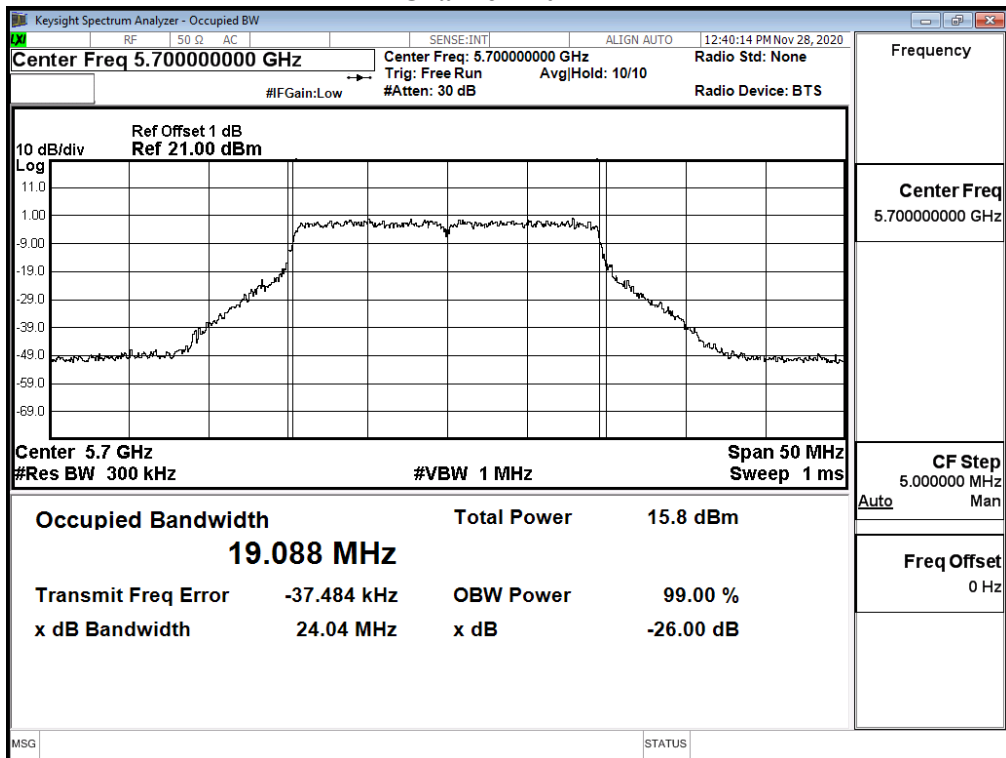
Channel 100



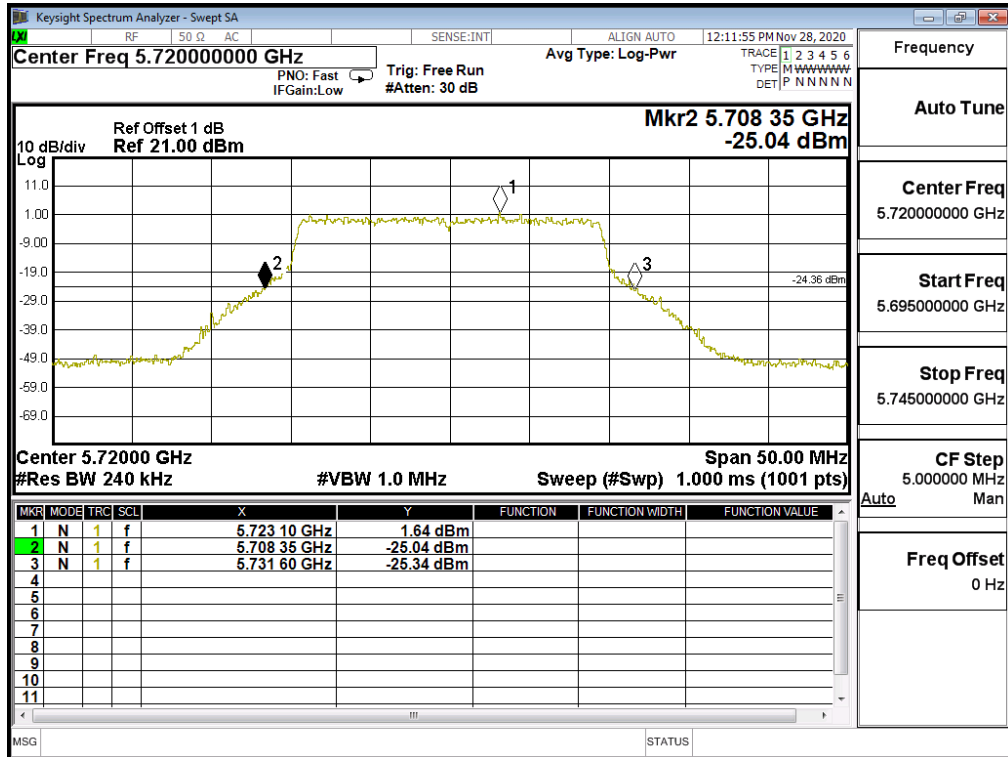
Channel 116



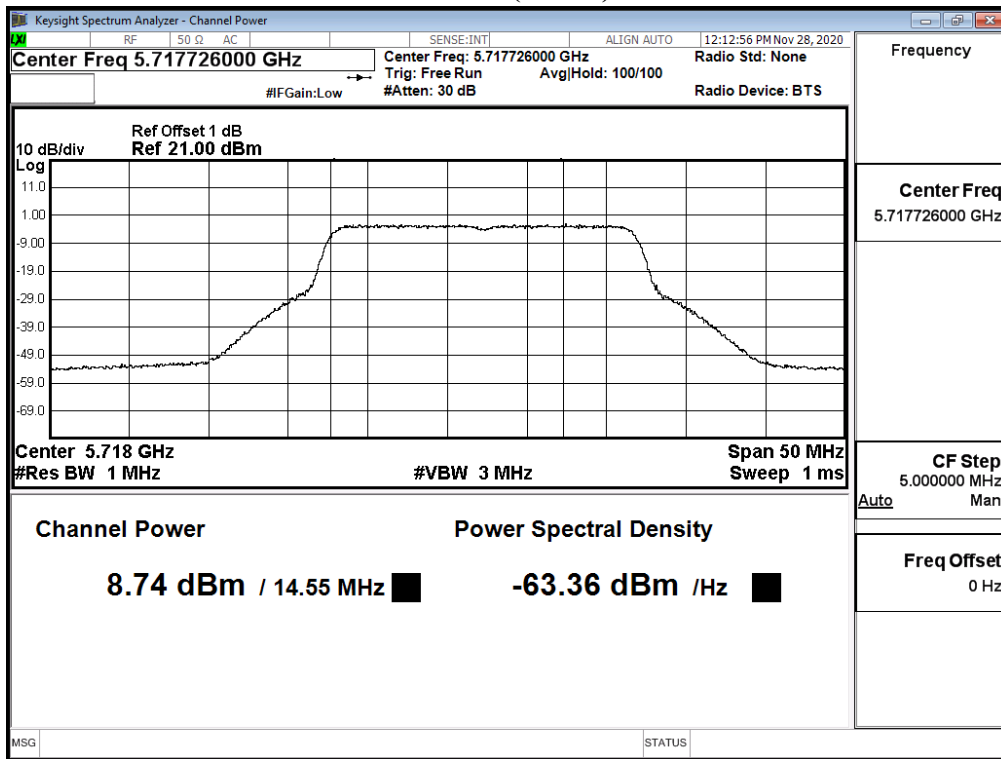
Channel 140



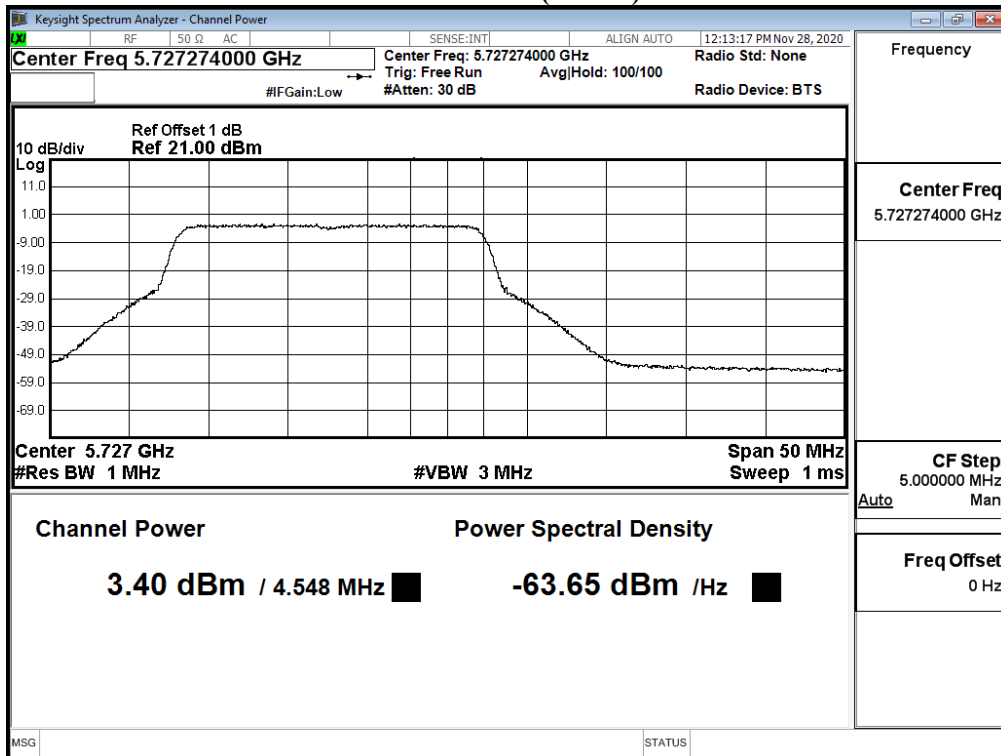
Channel 144



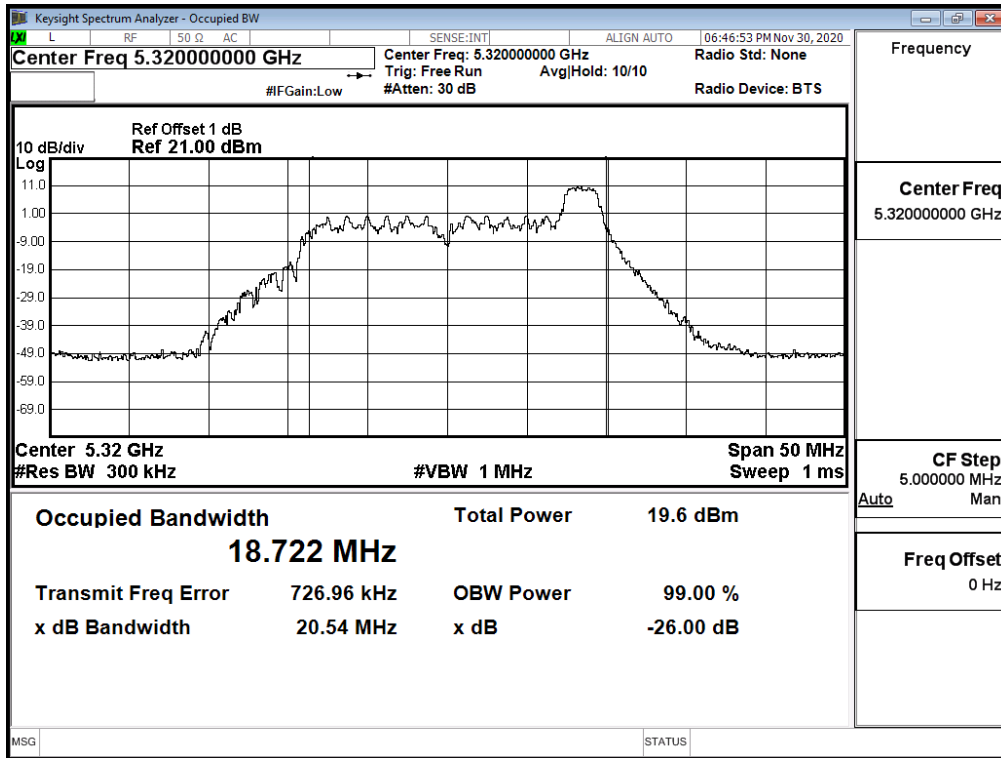
RU config: Full
Maximum conducted output power:
Channel 144 (Band3)



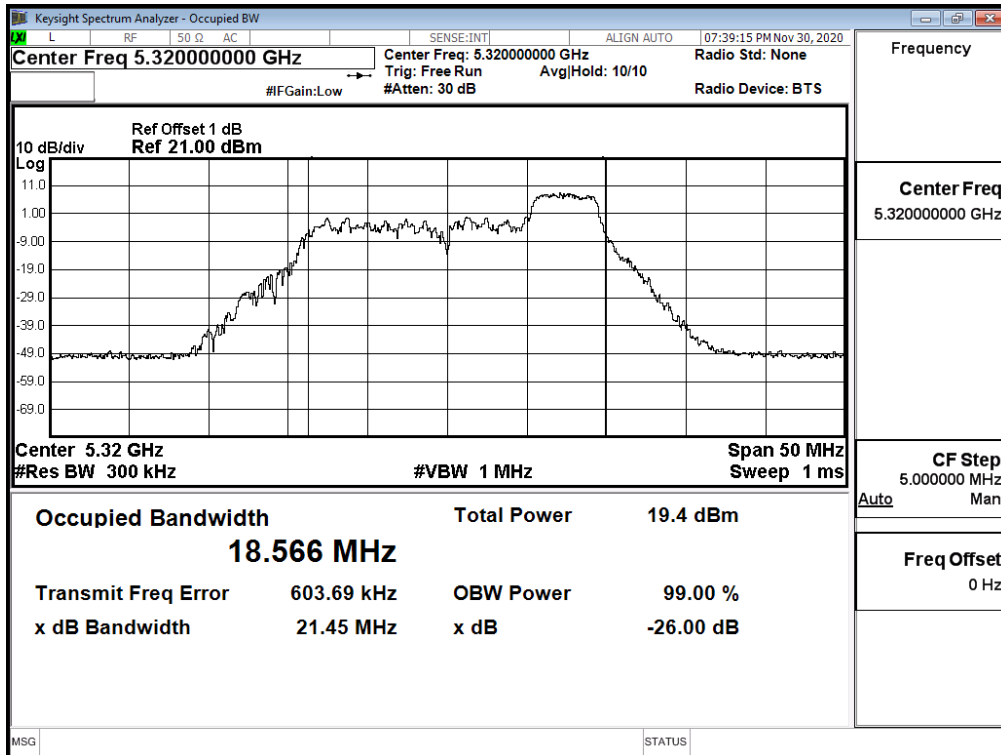
Maximum conducted output power:
Channel 144 (Band4)



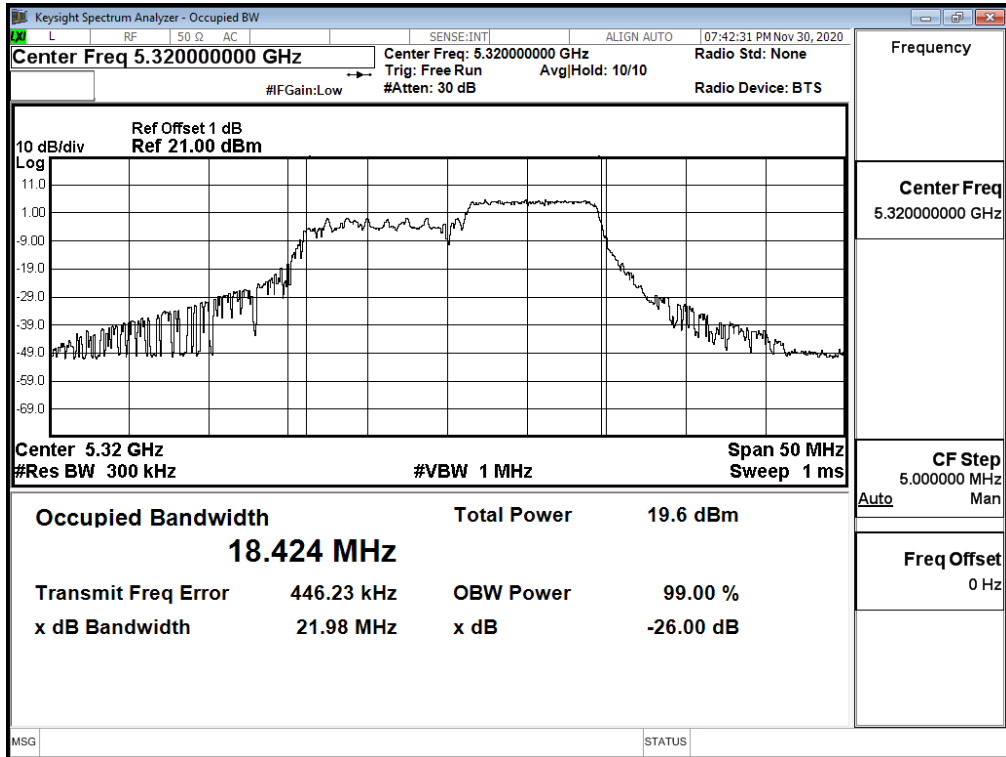
RU config: Other
26dB Occupied Bandwidth:
Channel 64 - 26/8



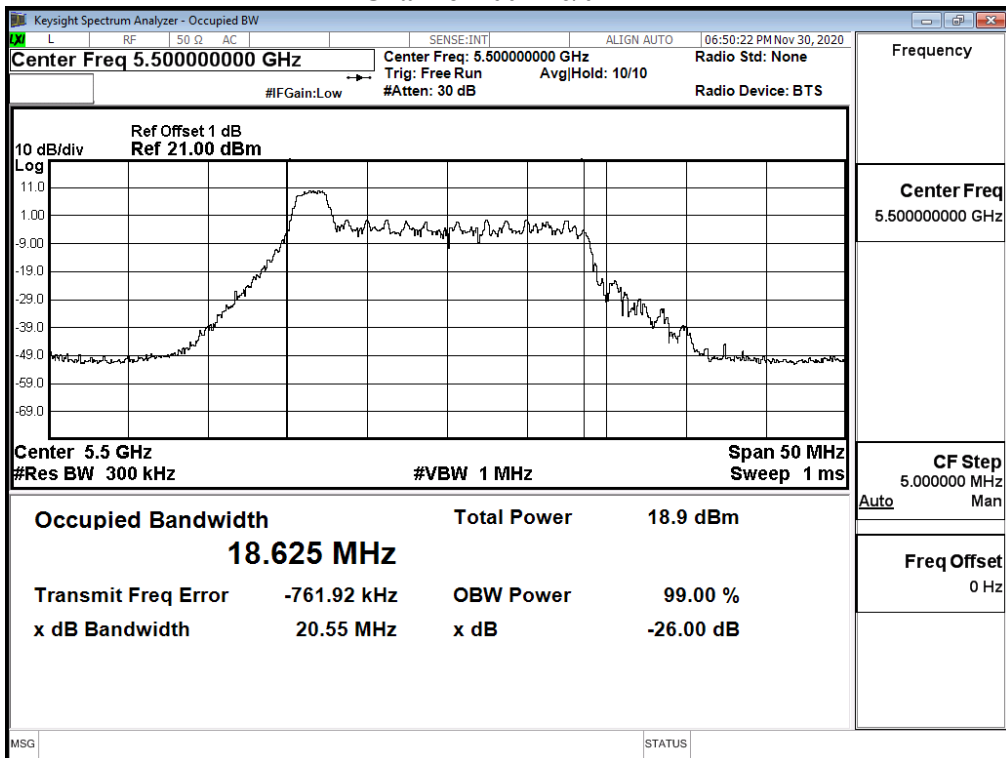
Channel 64 - 52/40



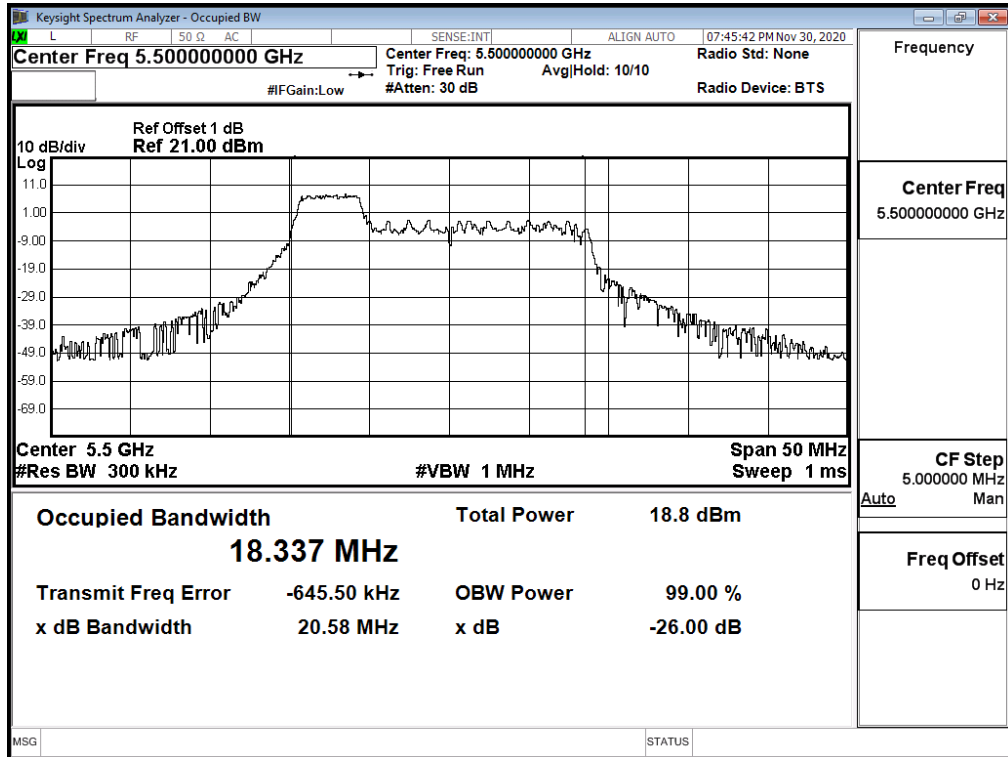
Channel 64 - 106/54



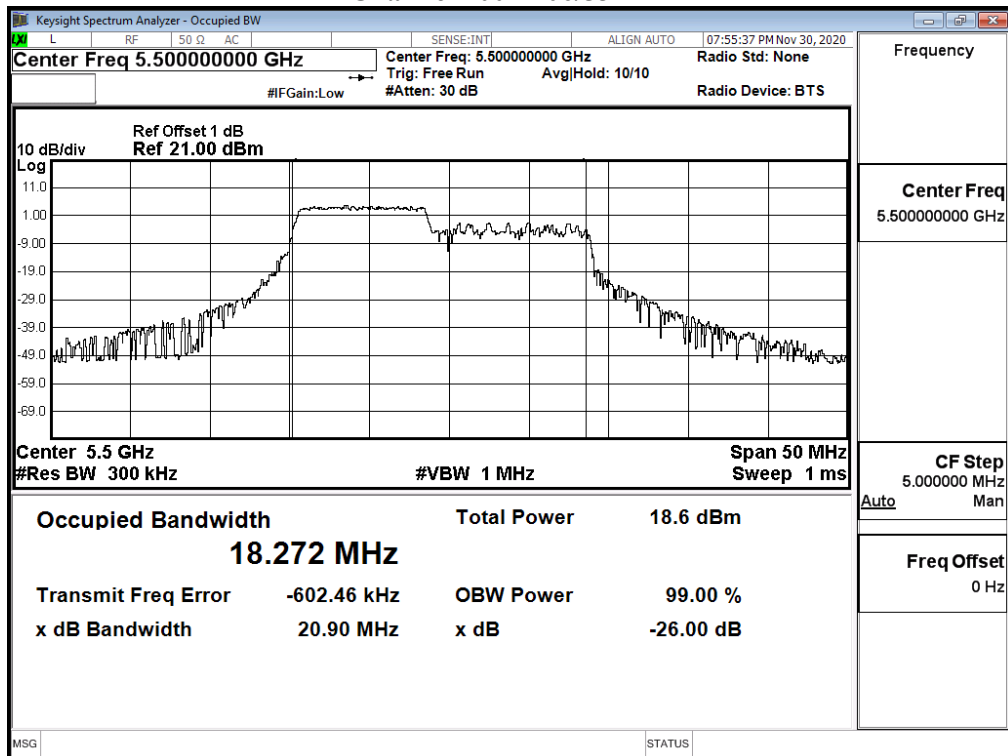
Channel 100 - 26/0



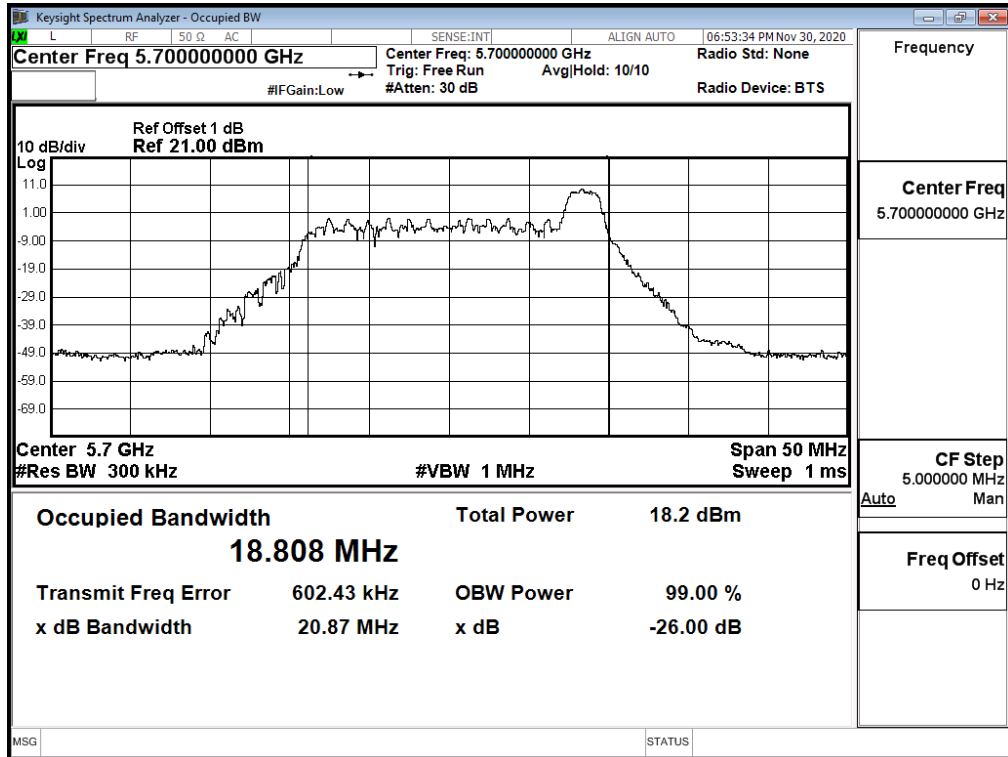
Channel 100 - 52/37



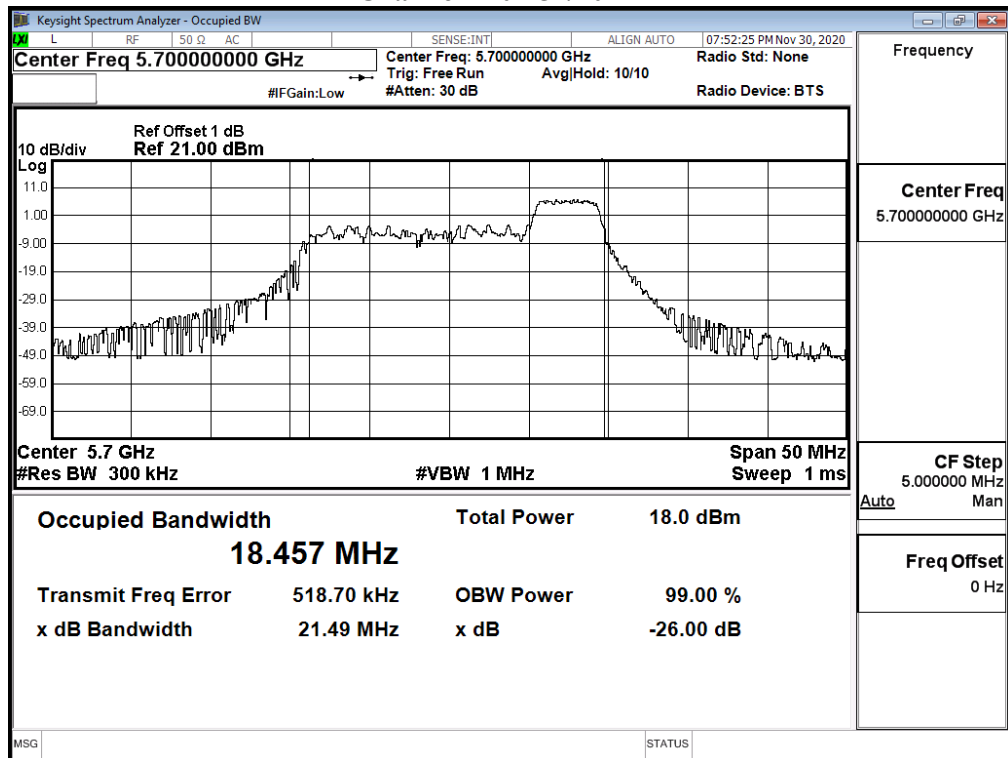
Channel 100 - 106/53



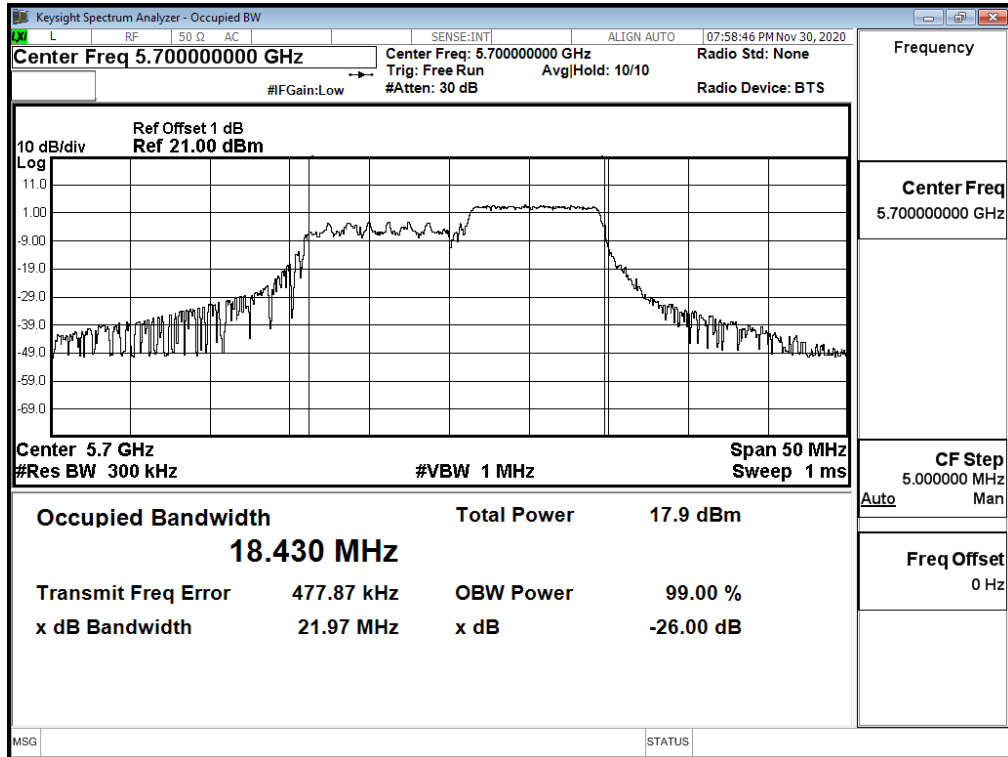
Channel 140 - 26/8



Channel 140 - 52/40



Channel 140 - 106/54



Product : Notebook Computers
 Test Item : Maximum conducted output power
 Test Date : 2020/11/19
 Test Mode : Mode 16: SISO B: Transmit (802.11ax-40BW_17.2Mbps)

RU config: Full

Cable loss=1dB		Maximum conducted output power											
Channel No.	Frequency (MHz)	Data Rate (Mbps)											
		MCS0	MCS1	MCS2	MCS3	MCS4	MCS5	MCS6	MCS7	MCS8	MCS9	MCS10	MCS11
		Measurement Level (dBm)											
38	5190	10.77	--	--	--	--	--	--	--	--	--	--	--
46	5230	10.95	10.91	10.83	10.77	10.69	10.66	10.57	10.53	10.45	10.37	10.32	10.26
54	5270	10.97	--	--	--	--	--	--	--	--	--	--	--
62	5310	10.88	10.84	10.80	10.73	10.64	10.60	10.52	10.47	10.41	10.32	10.24	10.17
102	5510	9.78	--	--	--	--	--	--	--	--	--	--	--
110	5550	9.96	9.87	9.77	9.67	9.58	9.54	9.47	9.44	9.37	9.27	9.24	9.21
134	5670	9.90	--	--	--	--	--	--	--	--	--	--	--
142F(Band3)	5710	9.44	9.40	9.30	9.23	9.19	9.10	9.04	9.00	8.92	8.86	8.80	8.77
142F(Band4)	5710	-0.03	-0.08	-0.13	-0.22	-0.28	-0.31	-0.36	-0.43	-0.49	-0.58	-0.65	-0.71
151	5755	10.81	--	--	--	--	--	--	--	--	--	--	--
159	5795	10.63	10.57	10.48	10.44	10.40	10.36	10.31	10.25	10.17	10.09	10.04	10.01

Note: Maximum conducted output power Value =Reading value on average power meter + cable loss

Maximum conducted output power Measurement:

Channel No	Frequency Range (MHz)	26dB Bandwidth (MHz)	Output Power (dBm)	Output Power Limit		Result
				(dBm)	dBm+10log(BW)	
38	5190	--	10.77	24	--	Pass
46	5230	--	10.95	24	--	Pass
54	5270	43.430	10.97	24	27.38	Pass
62	5310	44.520	10.88	24	27.49	Pass
102	5510	43.620	9.78	24	27.40	Pass
110	5550	43.640	9.96	24	27.40	Pass
134	5670	43.830	9.90	24	27.42	Pass
142F(Band3)	5710	36.600	9.44	24	26.63	Pass
142F(Band4)	5710	--	-0.03	30	--	Pass
151	5755	--	10.81	30	--	Pass
159	5795	--	10.63	30	--	Pass

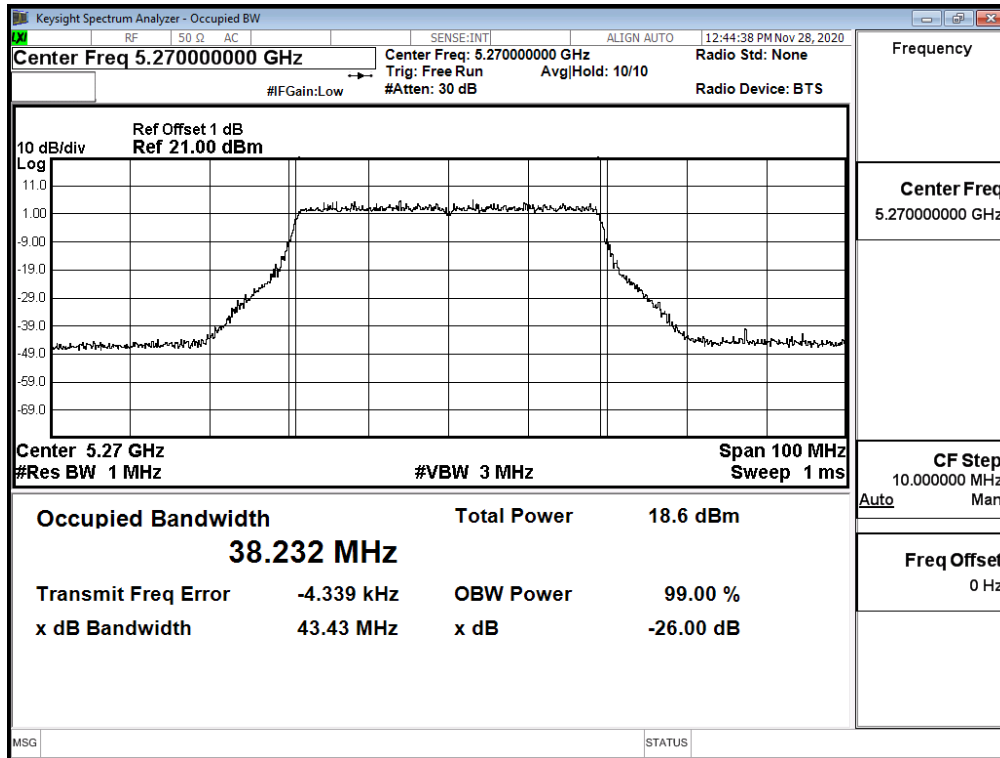
RU config: Other

Channel No / Frequency (MHz)	RU setting	Average Power Output (dBm)													Required Limi
		Data Rate (Mbps)													
		MCS0	MCS1	MCS2	MCS3	MCS4	MCS5	MCS6	MCS7	MCS8	MCS9	MCS10	MCS11		
38 / 5190	242/61	10.55	--	--	--	--	--	--	--	--	--	--	--	--	<24dBm
62 / 5310	242/62	10.64	10.60	10.52	10.49	10.46	10.37	10.32	10.24	10.16	10.10	10.04	9.95	<24dBm	
102 / 5510	242/61	9.67	--	--	--	--	--	--	--	--	--	--	--	<24dBm	
134 / 5670	242/62	9.72	9.69	9.65	9.58	9.49	9.46	9.41	9.32	9.28	9.18	9.09	8.99	<24dBm	
151 / 5755	242/61	10.67	--	--	--	--	--	--	--	--	--	--	--	<24dBm	

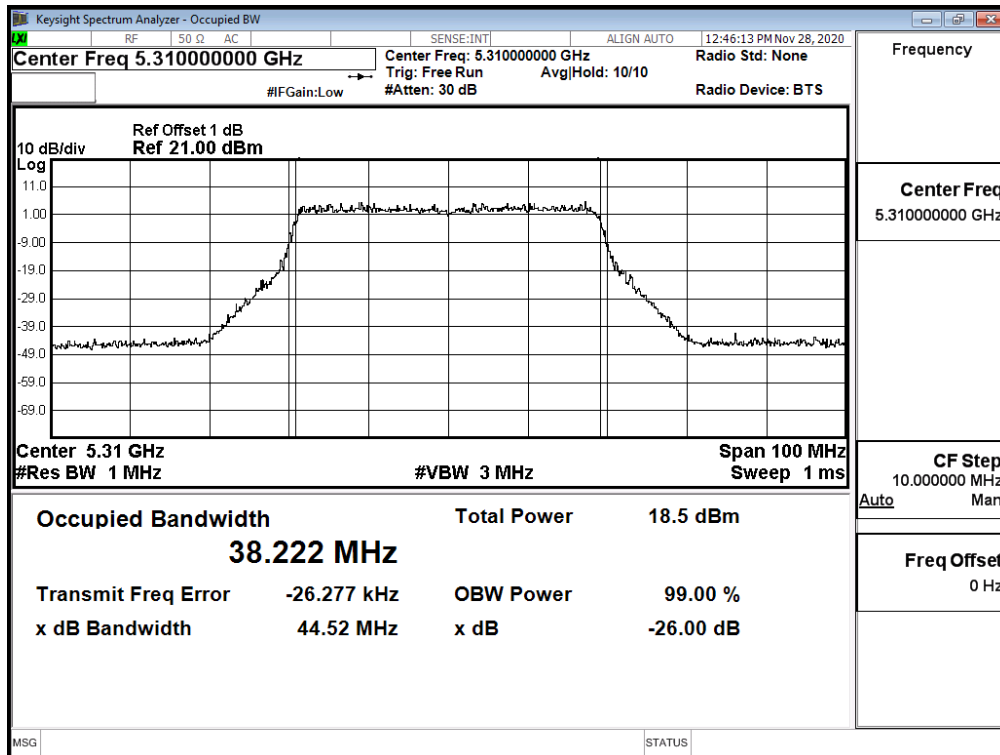
Maximum conducted output power Measurement:

Channel No /Frequency Range (MHz)	RU setting	26dB Bandwidth (MHz)	Output Power (dBm)	Output Power Limit		Result
				(dBm)	dBm+10log(BW)	
38 / 5190	242/61		10.55	24		Pass
62 / 5310	242/62	25.110	10.64	24	25.00	Pass
102 / 5510	242/61	23.640	9.67	24	24.74	Pass
134 / 5670	242/62	23.560	9.72	24	24.72	Pass
151 / 5755	242/61		10.67	30		Pass

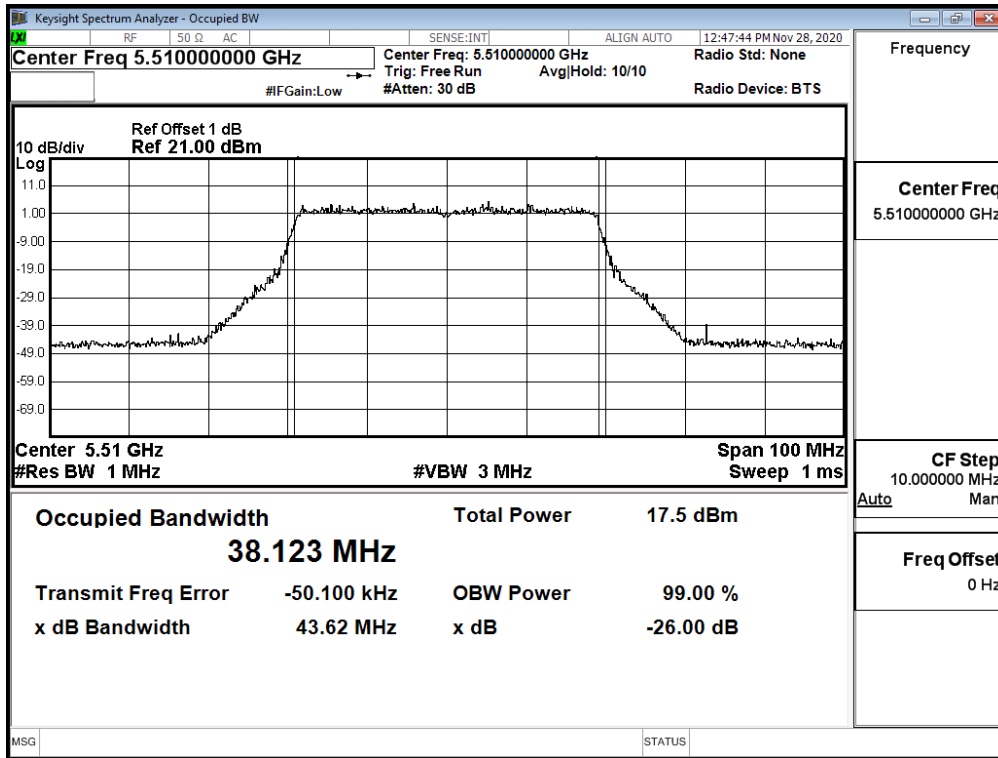
RU config: Full
26dB Occupied Bandwidth:
Channel 54



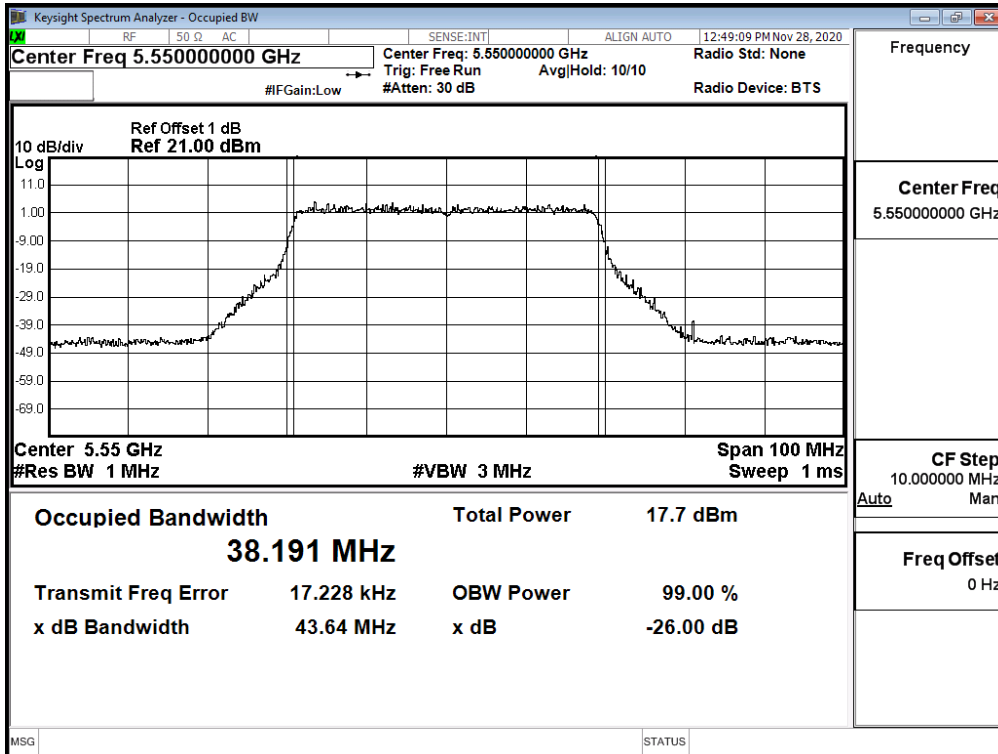
Channel 62



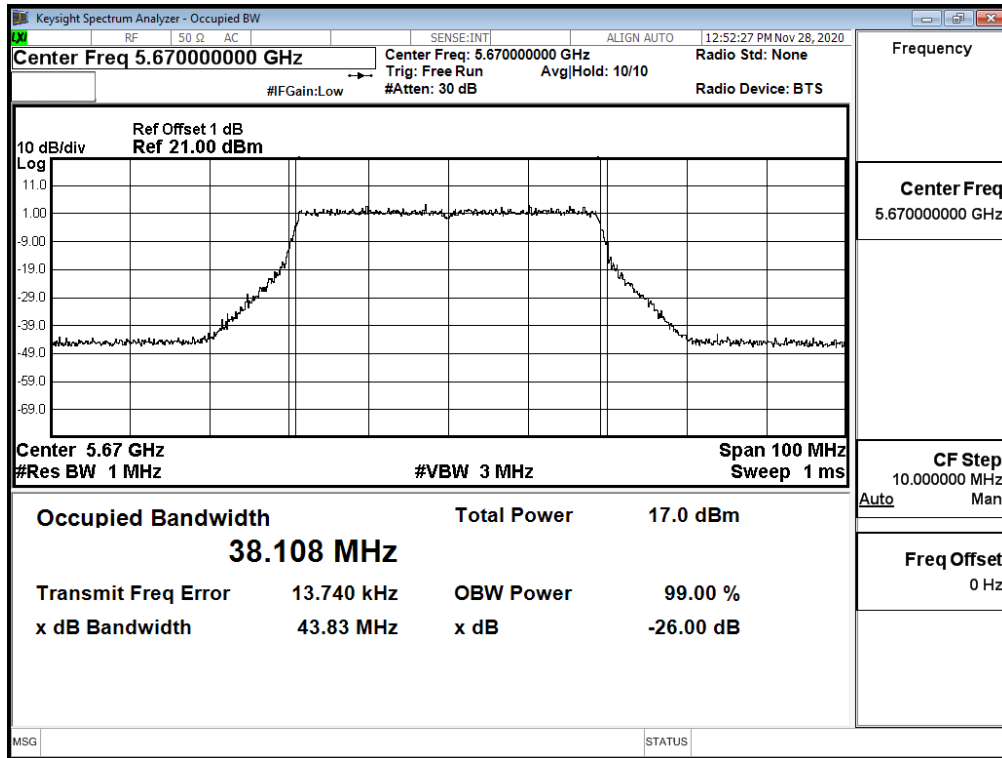
Channel 102



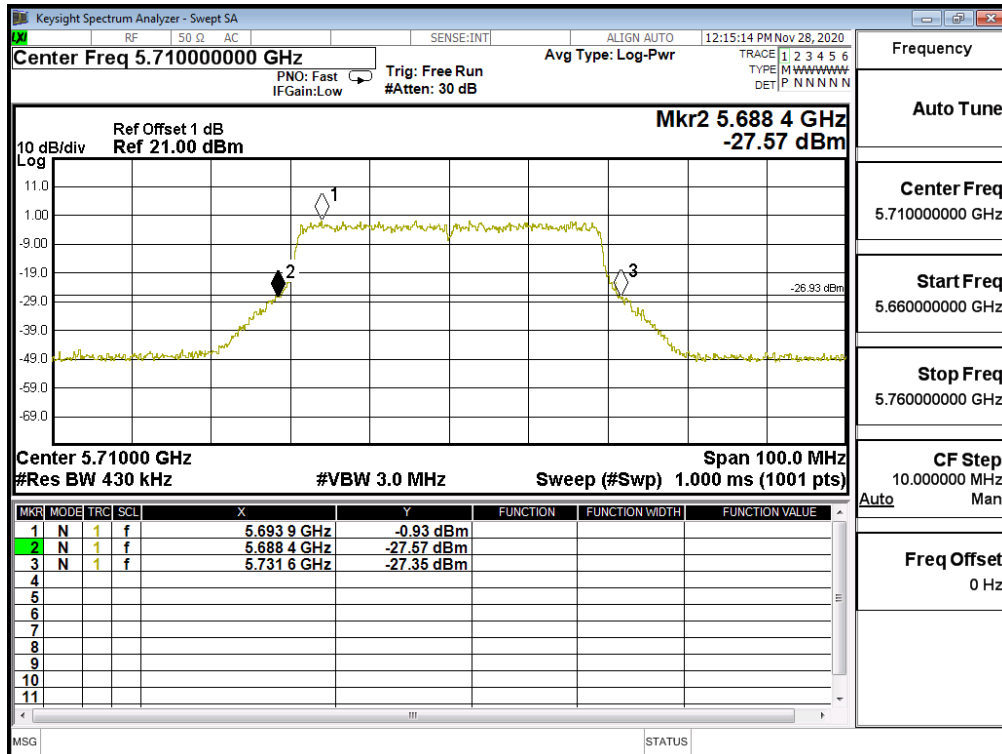
Channel 110



Channel 134



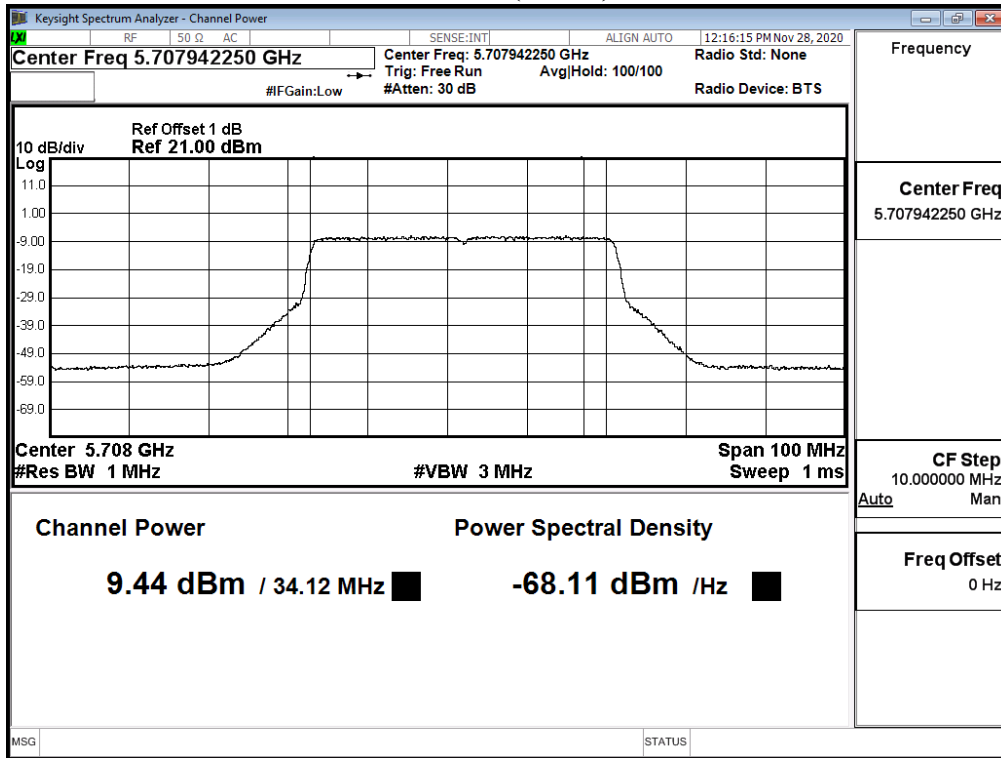
Channel 142



RU config: Full

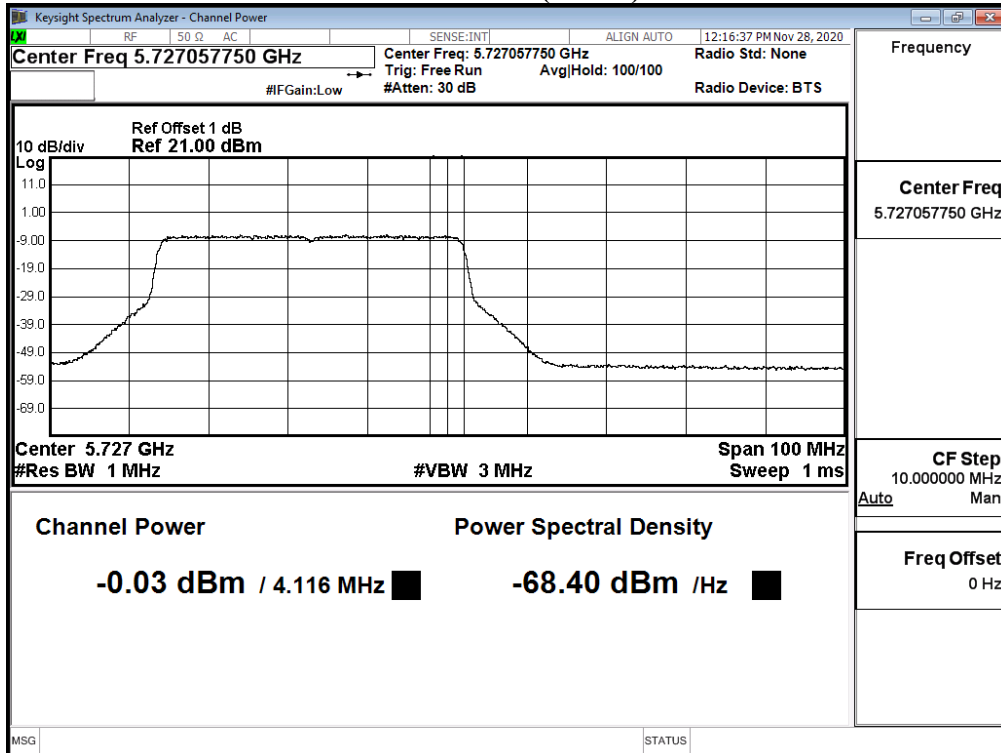
Maximum conducted output power:

Channel 142 (Band3)

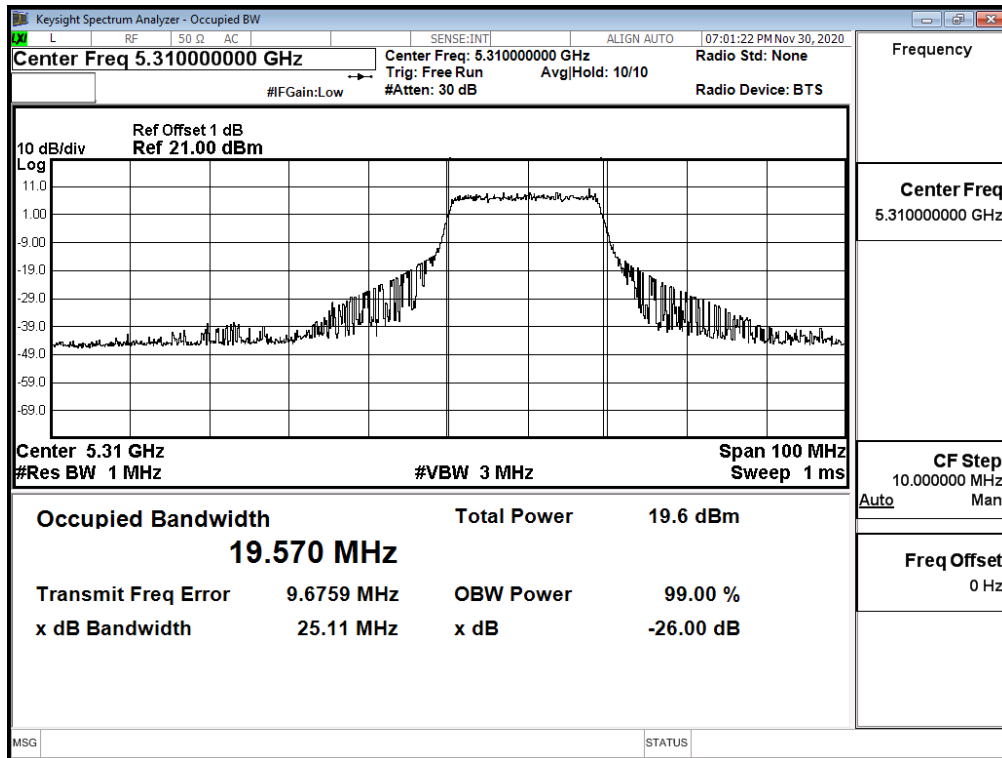


Maximum conducted output power:

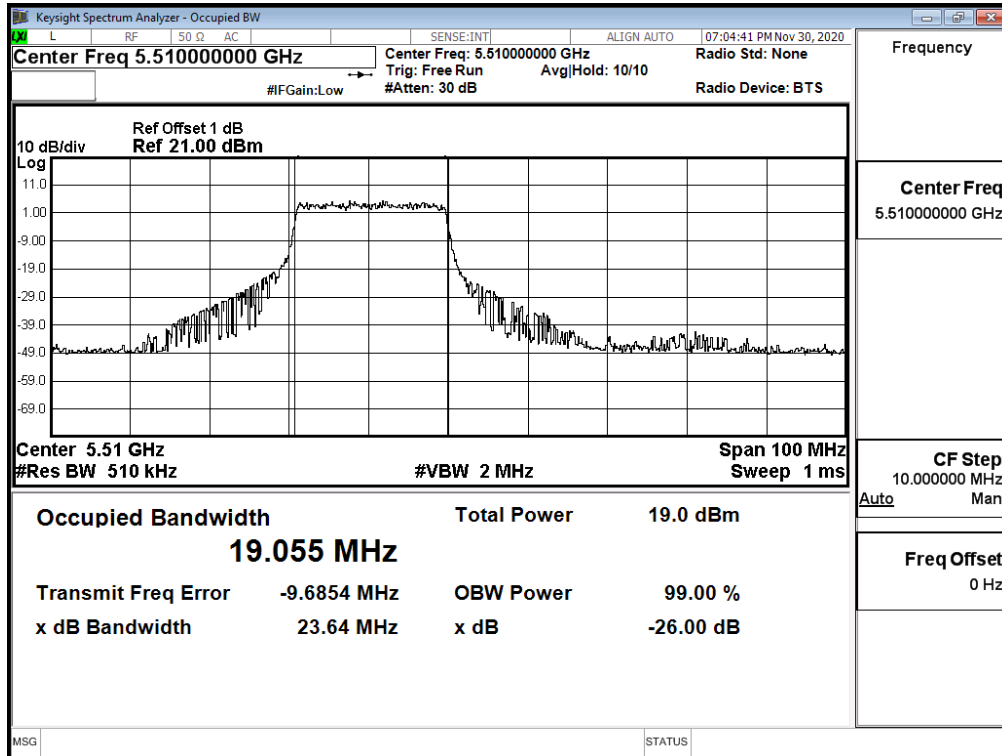
Channel 142 (Band4)



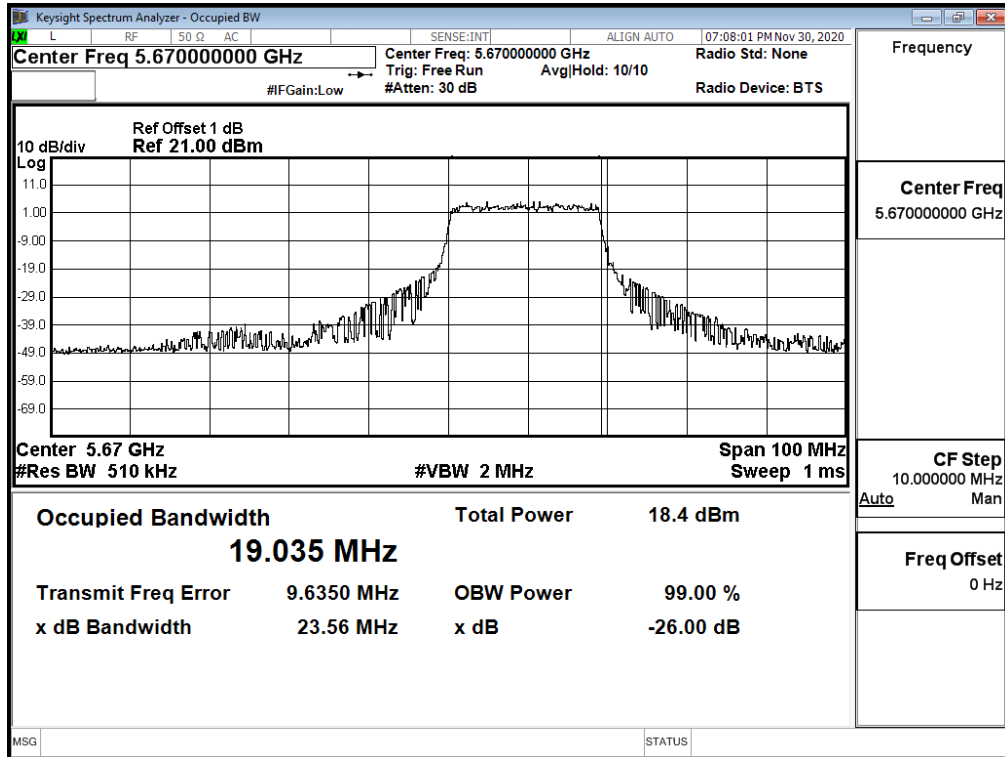
RU config: Other
26dB Occupied Bandwidth:
Channel 62 - 242/62



Channel 102 - 242/61



Channel 134 - 242/62



Product : Notebook Computers
 Test Item : Maximum conducted output power
 Test Date : 2020/11/19
 Test Mode : Mode 17: SISO B: Transmit (802.11ax-80BW_36Mbps)

RU config: Full

Cable loss=1dB		Maximum conducted output power											
Channel No	Frequency (MHz)	Data Rate (Mbps)											
		MCS0	MCS1	MCS2	MCS3	MCS4	MCS5	MCS6	MCS7	MCS8	MCS9	MCS10	MCS11
42	5210	10.90	10.87	10.82	10.73	10.66	10.61	10.53	10.44	10.35	10.27	10.20	10.10
58	5290	10.66	10.63	10.54	10.44	10.37	10.34	10.30	10.21	10.14	10.11	10.08	9.98
106ac80	5530	9.71	--	--	--	--	--	--	--	--	--	--	--
122ac80	5610	9.88	9.80	9.72	9.62	9.58	9.52	9.46	9.40	9.34	9.28	9.23	9.20
138ac80(Band3)	5690	9.82	9.72	9.63	9.58	9.55	9.48	9.40	9.32	9.22	9.18	9.12	9.09
138ac80(Band4)	5690	-6.86	-6.95	-7.03	-7.08	-7.14	-7.20	-7.28	-7.32	-7.41	-7.51	-7.55	-7.63
155ac80	5775	10.54	10.50	10.41	10.33	10.24	10.16	10.09	10.05	9.98	9.89	9.81	9.78

Note: Maximum conducted output power Value =Reading value on Spectrum Analyzer + cable loss

Maximum conducted output power Measurement:

Channel No	Frequency Range (MHz)	26dB Bandwidth (MHz)	Output Power (dBm)	Output Power Limit		Result
				(dBm)	dBm+10log(BW)	
42	5210	--	10.90	24	--	Pass
58	5290	83.730	10.66	24	30.23	Pass
106ac80	5530	82.440	9.71	24	30.16	Pass
122ac80	5610	82.880	9.88	24	30.18	Pass
138ac80(Band3)	5690	76.600	9.82	24	29.84	Pass
138ac80(Band4)	5690	--	-6.86	30	--	Pass
155ac80	5775	--	10.54	30	--	Pass

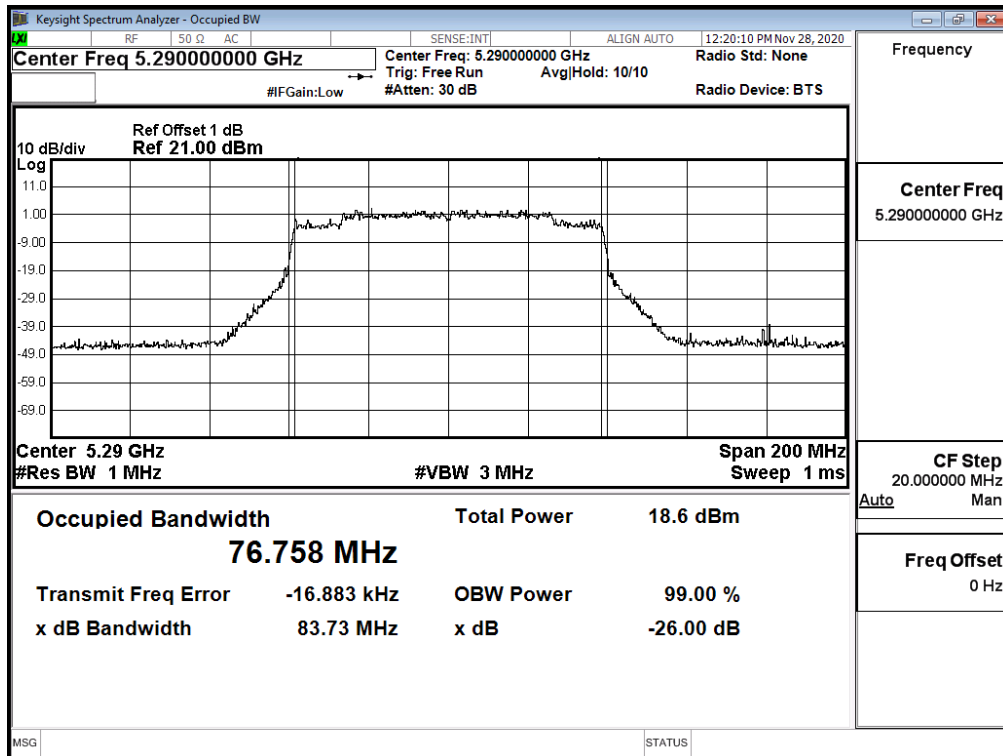
RU config: Other

Channel No / Frequency Range (MHz)	RU setting	Maximum Conducted Power Output (dBm)													Required Limit
		Data Rate (Mbps)													
		MCS0	MCS1	MCS2	MCS3	MCS4	MCS5	MCS6	MCS7	MCS8	MCS9	MCS10	MCS11		
42/5210	484/65	10.54	10.49	10.44	10.37	10.28	10.24	10.19	10.16	10.06	10.01	9.97	9.89	<24dBm	
58/5290	484/66	10.54	10.51	10.47	10.39	10.33	10.24	10.17	10.10	10.00	9.94	9.90	9.80	<24dBm	
106/5530	484/65	9.92	9.88	9.83	9.79	9.73	9.65	9.61	9.53	9.49	9.44	9.34	9.31	<24dBm	
155/5775	484/65	10.69	10.61	10.55	10.50	10.40	10.36	10.28	10.19	10.15	10.11	10.02	9.93	<30dBm	

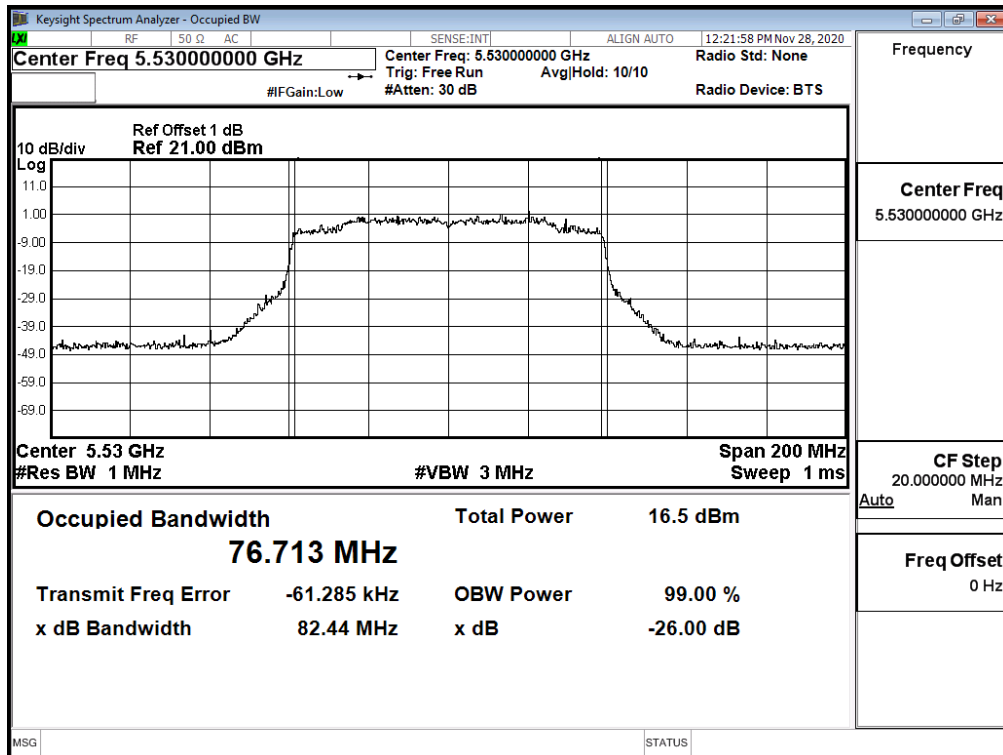
Maximum conducted output power Measurement:

Channel No	Frequency Range (MHz)	26dB Bandwidth (MHz)	Output Power (dBm)	Output Power Limit		Result
				(dBm)	dBm+10log(BW)	
42/5210	484/65	--	10.54	24	--	Pass
58/5290	484/66	48.280	10.54	24	27.84	Pass
106/5530	484/65	44.650	9.92	24	27.50	Pass
155/5775	484/65	--	10.69	30	--	Pass

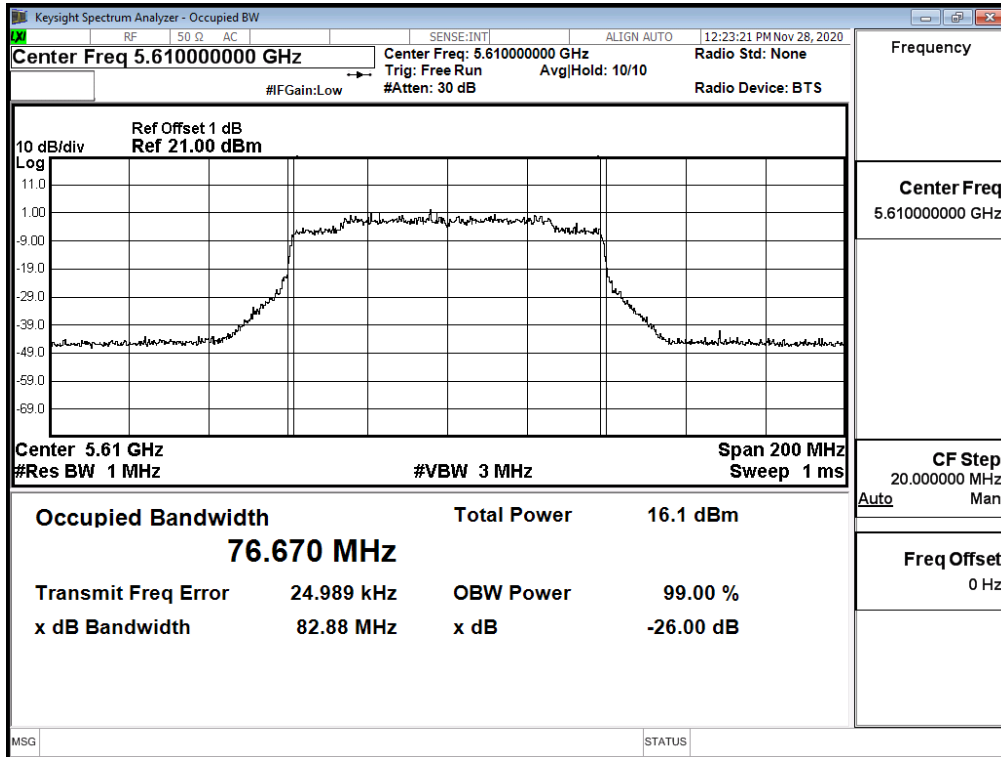
RU config: Full
26dB Occupied Bandwidth:
Channel 58



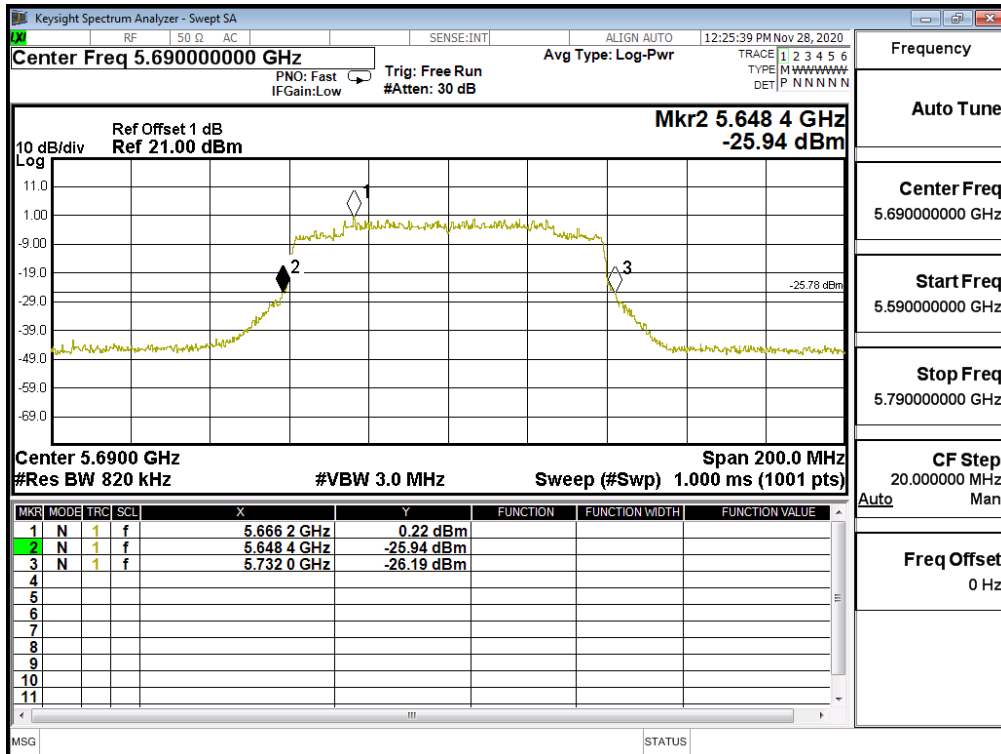
Channel 106



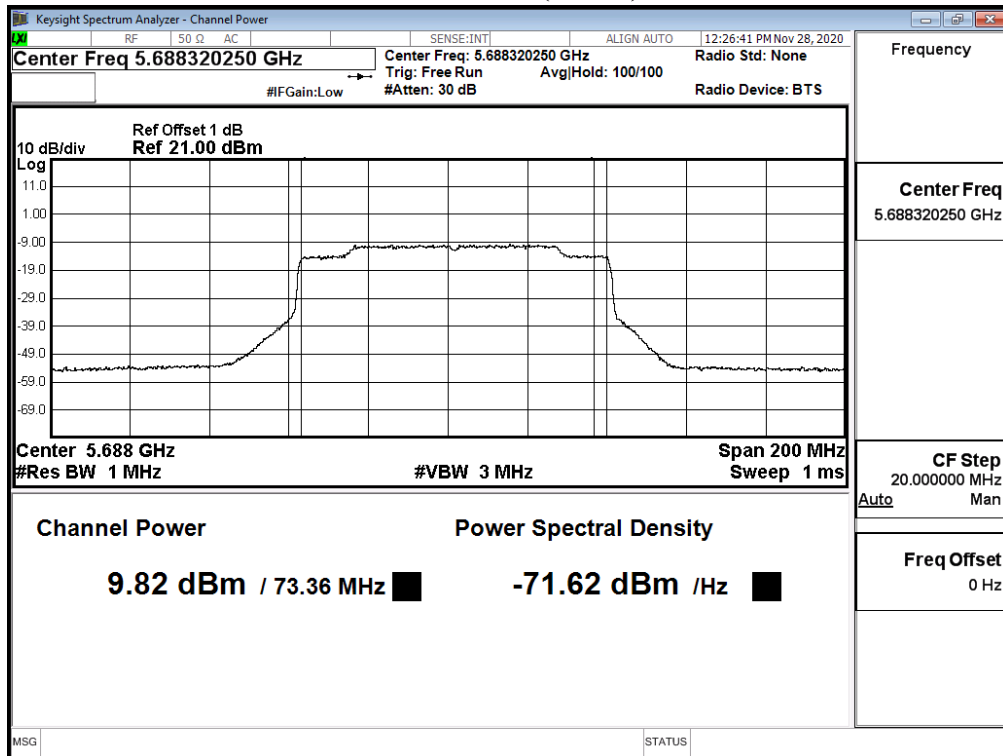
Channel 122



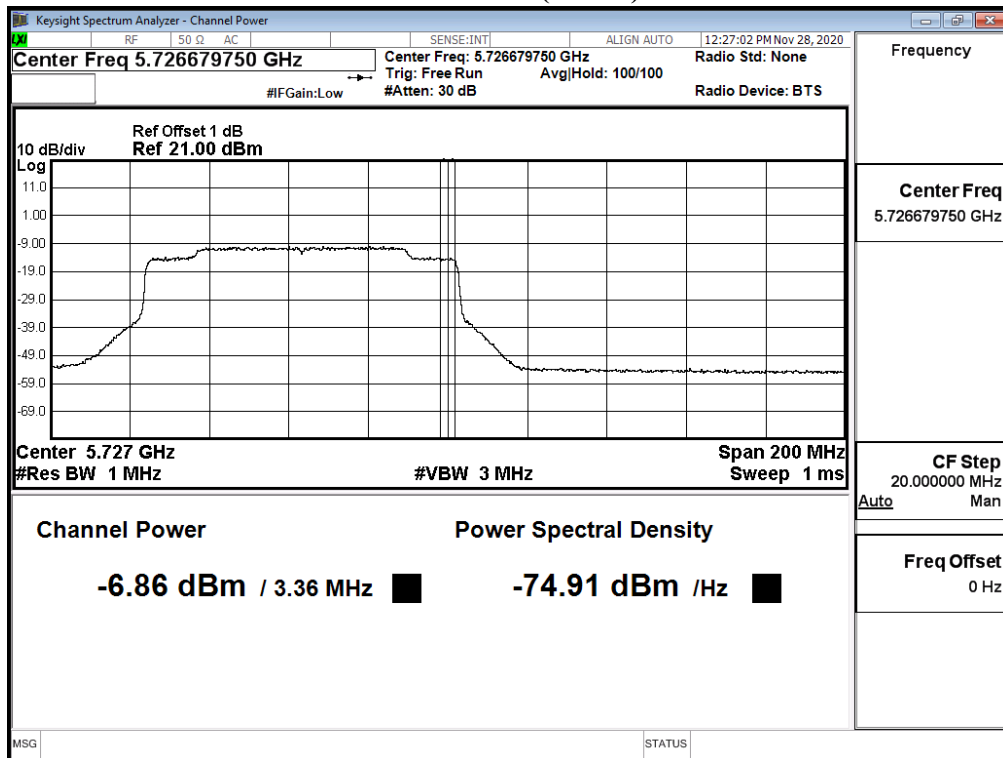
Channel 138



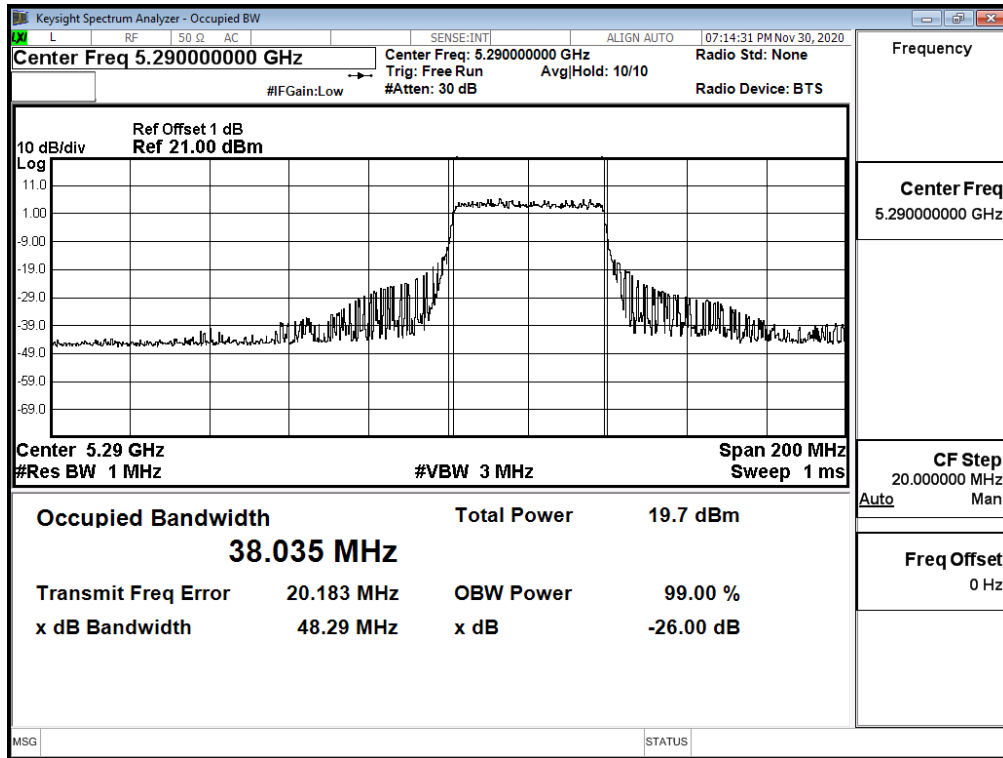
RU config: Full
Maximum conducted output power:
Channel 138 (Band3)



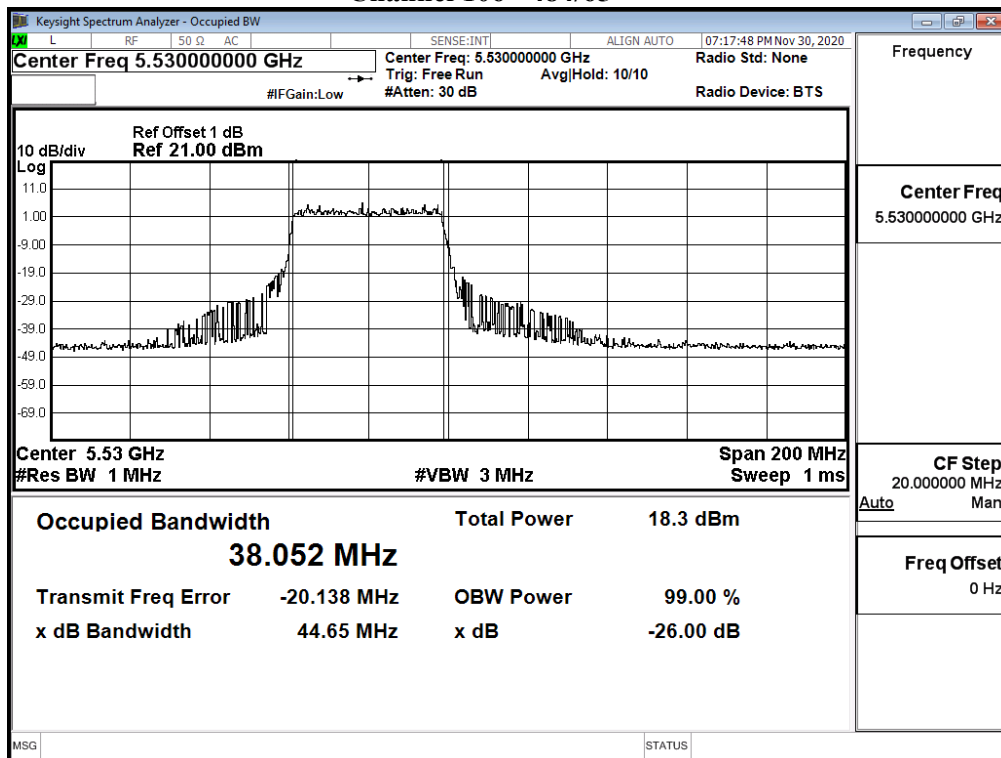
Maximum conducted output power:
Channel 138 (Band4)



RU config: Other
26dB Occupied Bandwidth:
Channel 58 - 484/66



Channel 106 - 484/65



Product : Notebook Computers
 Test Item : Maximum conducted output power
 Test Date : 2020/11/19
 Test Mode : Mode 18: SISO B: Transmit (802.11ax-160BW_72.1Mbps)

RU config: Full

Cable loss=1dB		Maximum conducted output power											
Channel No	Frequency (MHz)	Data Rate (Mbps)											
		MCS0	MCS1	MCS2	MCS3	MCS4	MCS5	MCS6	MCS7	MCS8	MCS9	MCS10	MCS11
50ac160(Band1)	5250	7.59	7.54	7.48	7.44	7.38	7.31	7.23	7.20	7.17	7.14	7.06	6.97
50ac160(Band2)	5250	8.31	8.28	8.23	8.17	8.08	7.98	7.88	7.78	7.70	7.63	7.55	7.46
114ac160	5570	9.60	9.50	9.46	9.37	9.30	9.23	9.20	9.15	9.11	9.02	8.92	8.87

Note: Maximum conducted output power Value =Reading value on Spectrum Analyzer + cable loss

Maximum conducted output power Measurement:

Channel No	Frequency Range (MHz)	26dB Bandwidth (MHz)	Output Power (dBm)	Output Power Limit		Result
				(dBm)	dBm+10log(BW)	
50ac160(Band1)	5250	--	7.59	24	--	Pass
50ac160(Band2)	5250	81.550	8.31	24	30.11	Pass
114ac160	5570	164.200	9.60	24	33.15	Pass

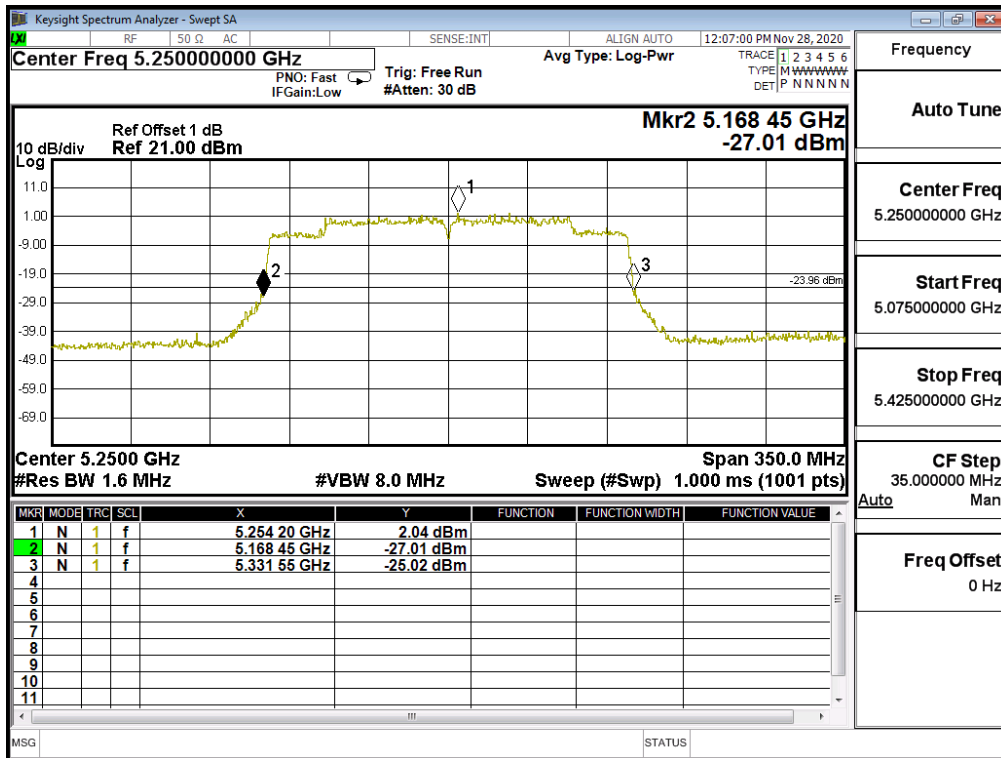
RU config: Other

Channel No / Frequency (MHz)	RU setting	Average Power Output (dBm)													Required Limit
		Data Rate (Mbps)													
		MCS0	MCS1	MCS2	MCS3	MCS4	MCS5	MCS6	MCS7	MCS8	MCS9	MCS10	MCS11		
50/5250	996/67	10.64	10.59	10.51	10.44	10.37	10.32	10.23	10.20	10.12	10.07	10.01	9.98	<24dBm	
	996/S67	10.82	10.77	10.72	10.67	10.64	10.61	10.52	10.42	10.34	10.31	10.27	10.24	<24dBm	
114/5570	996/67	9.87	9.79	9.71	9.61	9.56	9.48	9.42	9.39	9.32	9.25	9.17	9.14	<24dBm	
	996/S67	9.75	9.68	9.62	9.55	9.50	9.42	9.39	9.31	9.26	9.22	9.15	9.11	<24dBm	

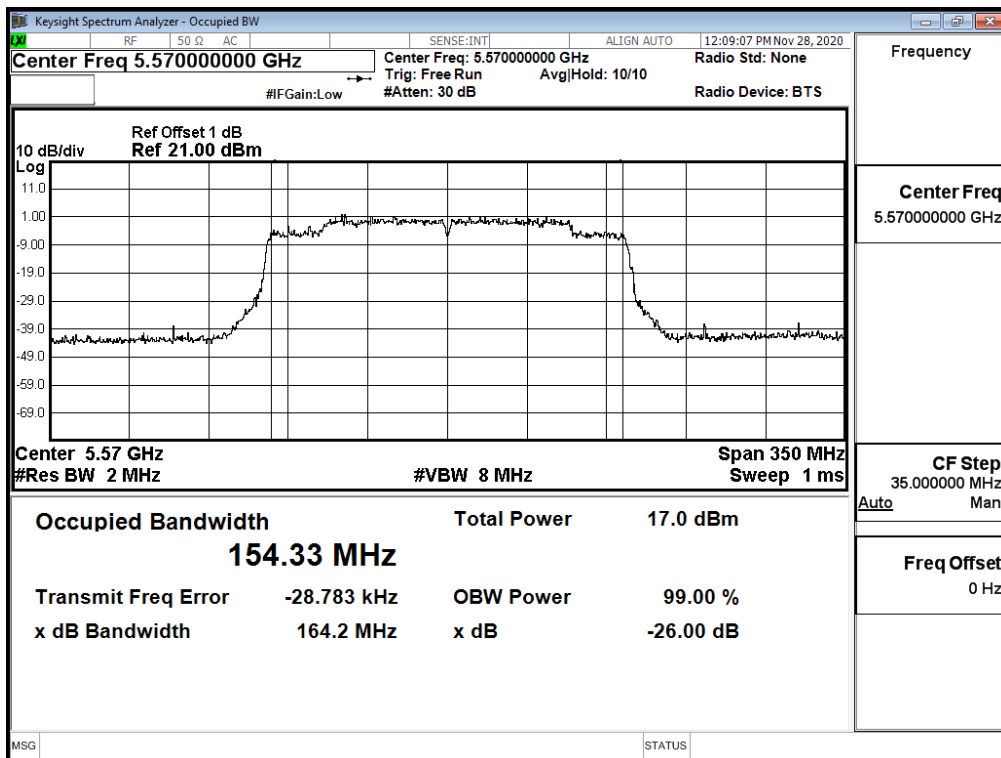
Maximum conducted output power Measurement:

Channel No	Frequency Range (MHz)	26dB Bandwidth (MHz)	Output Power (dBm)	Output Power Limit		Result
				(dBm)	dBm+10log(BW)	
50/5250	996/67	--	10.64	24	--	Pass
	996/S67	91.030	10.82	24	30.59	Pass
114/5570	996/67	87.190	9.87	24	30.40	Pass
	996/S67	88.920	9.75	24	30.49	Pass

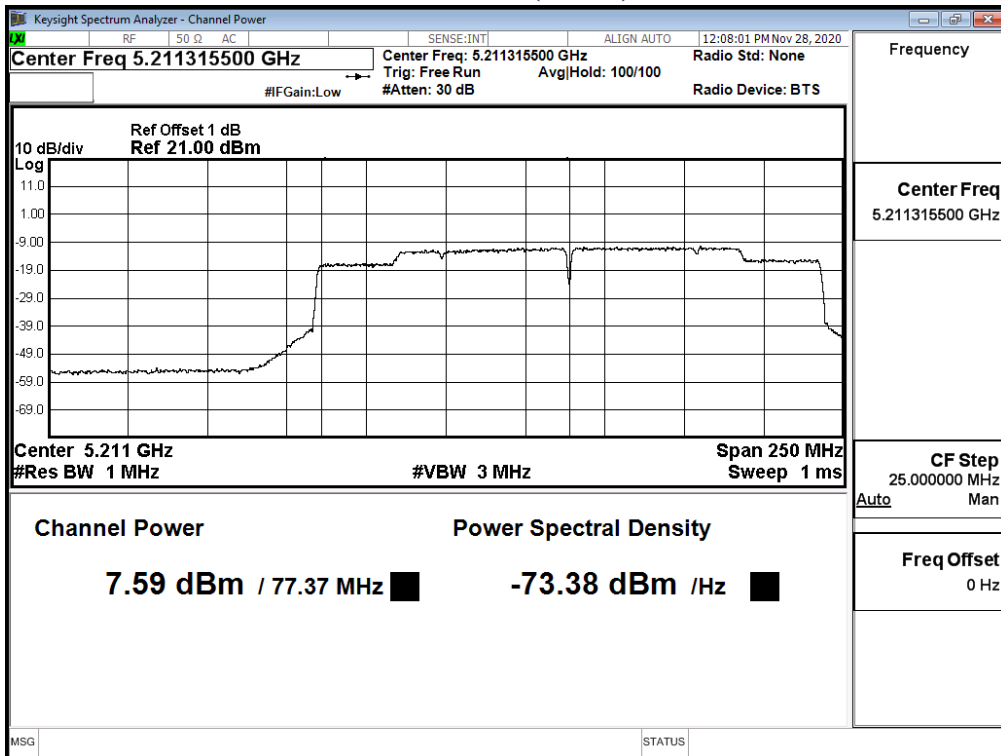
RU config: Full
26dB Occupied Bandwidth:
Channel 50



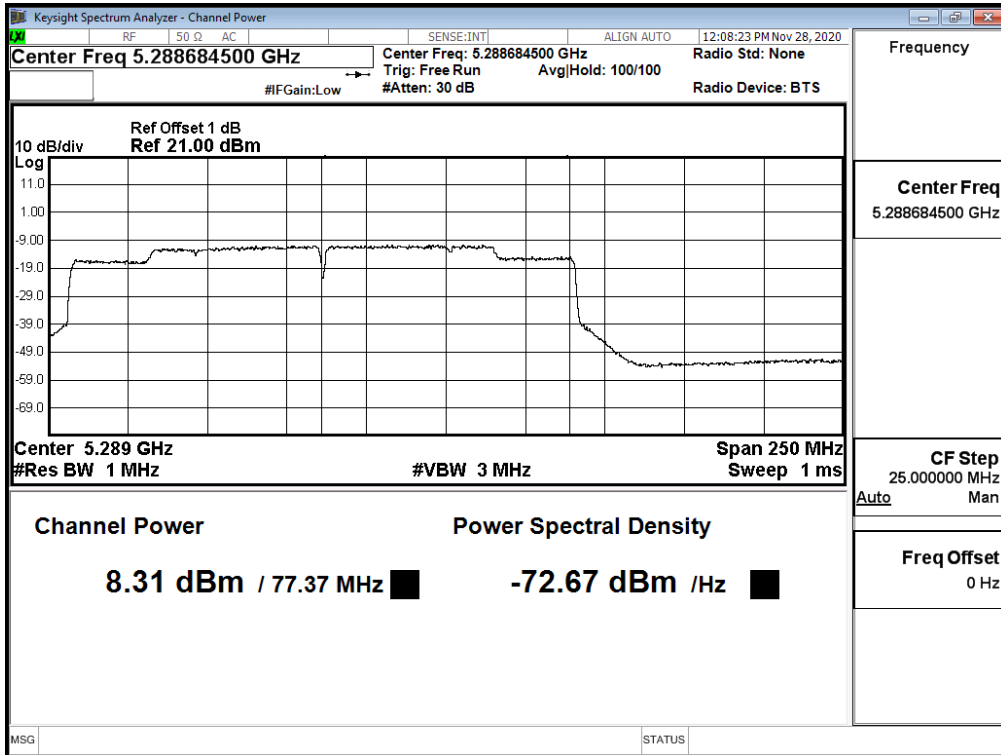
Channel 114



RU config: Full
Maximum conducted output power:
Channel 50 (Band1)

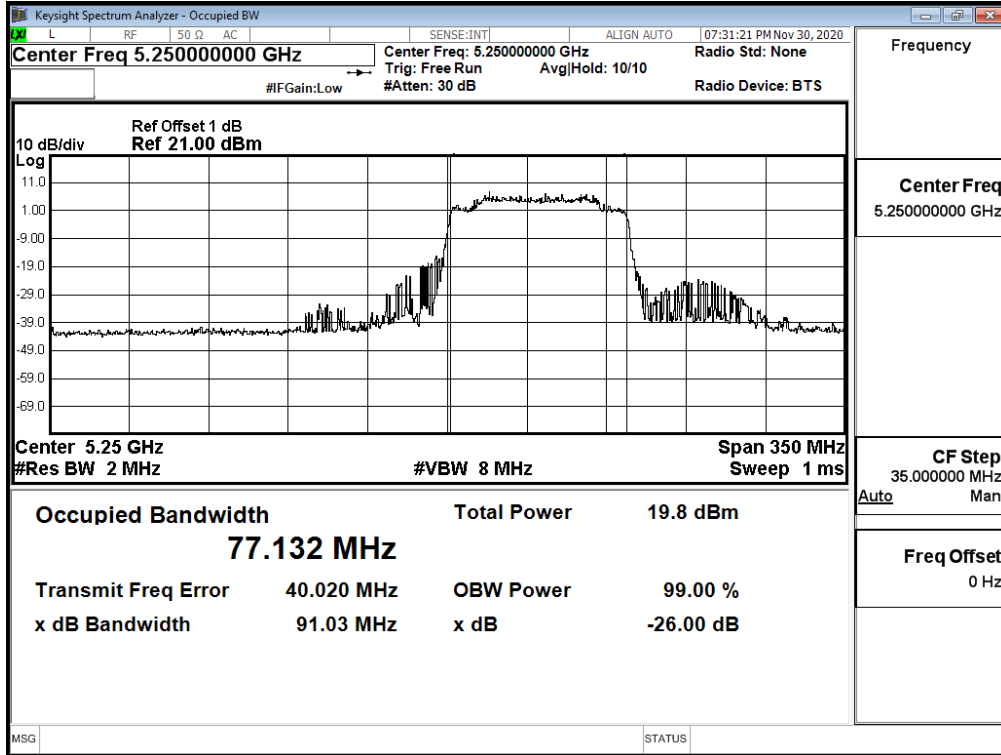


Maximum conducted output power:
Channel 50 (Band2)



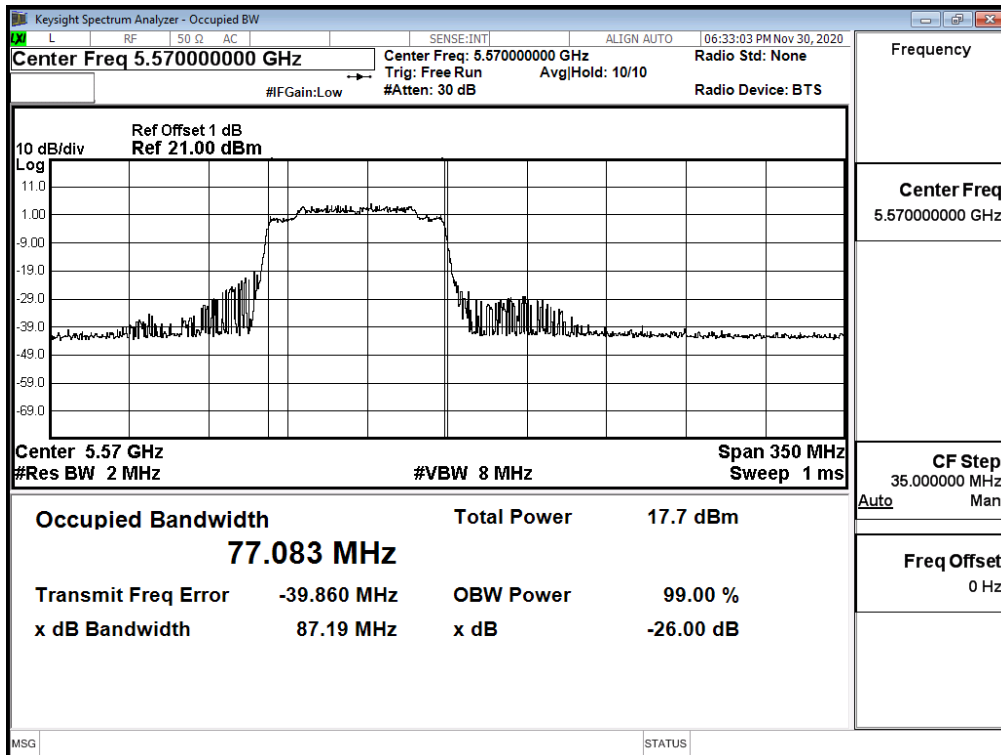
RU config: Other
26dB Occupied Bandwidth:

Channel 50 - 996/S67

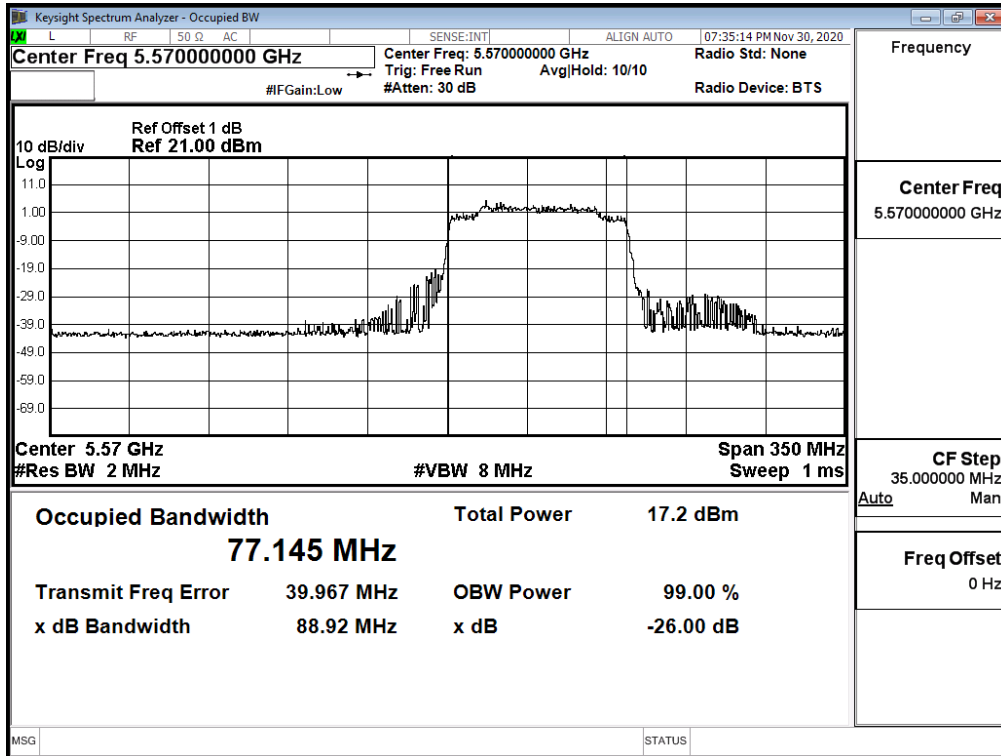


26dB Occupied Bandwidth:

Channel 114 - 996/67



Channel 114 - 996/S67



Product : Notebook Computers
 Test Item : Maximum conducted output power
 Test Date : 2020/11/19
 Test Mode : Mode 19 MIMO: Transmit (802.11n-20BW_14.4Mbps)

Chain A

Cable loss=1dB		Maximum conducted output power							
Channel No.	Frequency (MHz)	Data Rate (Mbps)							
		HT8	HT9	HT10	HT11	HT12	HT13	HT14	HT15
		Measurement Level (dBm)							
36	5180	7.62	--	--	--	--	--	--	--
44	5220	7.62	7.59	7.51	7.45	7.39	7.29	7.23	7.16
48	5240	7.66	--	--	--	--	--	--	--
52	5260	7.78	--	--	--	--	--	--	--
60	5300	7.72	7.68	7.58	7.53	7.45	7.37	7.33	7.27
64	5320	7.76	--	--	--	--	--	--	--
100	5500	7.24	--	--	--	--	--	--	--
116	5580	7.03	6.97	6.89	6.83	6.74	6.70	6.65	6.58
140	5700	7.18	--	--	--	--	--	--	--
144(Band3)	5720	6.11	6.01	5.91	5.84	5.76	5.72	5.66	5.59
144(Band4)	5720	0.44	0.36	0.26	0.20	0.13	0.06	-0.01	-0.07
149	5745	10.80	--	--	--	--	--	--	--
157	5785	10.60	10.50	10.43	10.34	10.29	10.22	10.19	10.09
165	5825	10.61	--	--	--	--	--	--	--

Note: Maximum conducted output power Value =Reading value on average power meter + cable loss

Chain B

Cable loss=1dB		Maximum conducted output power							
Channel No.	Frequency (MHz)	Data Rate (Mbps)							
		HT8	HT9	HT10	HT11	HT12	HT13	HT14	HT15
		Measurement Level (dBm)							
36	5180	10.74	--	--	--	--	--	--	--
44	5220	10.67	10.61	10.54	10.45	10.39	10.32	10.24	10.19
48	5240	10.75	--	--	--	--	--	--	--
52	5260	10.65	--	--	--	--	--	--	--
60	5300	10.71	10.65	10.59	10.50	10.45	10.42	10.37	10.31
64	5320	10.69	--	--	--	--	--	--	--
100	5500	9.54	--	--	--	--	--	--	--
116	5580	9.54	9.45	9.40	9.37	9.30	9.27	9.22	9.15
140	5700	9.63	--	--	--	--	--	--	--
144(Band3)	5720	8.61	8.56	8.46	8.38	8.28	8.23	8.20	8.17
144(Band4)	5720	2.91	2.88	2.81	2.72	2.63	2.55	2.48	2.43
149	5745	10.79	--	--	--	--	--	--	--
157	5785	10.75	10.71	10.61	10.58	10.54	10.47	10.41	10.36
165	5825	10.66	--	--	--	--	--	--	--

Note: Maximum conducted output power Value =Reading value on average power meter + cable loss

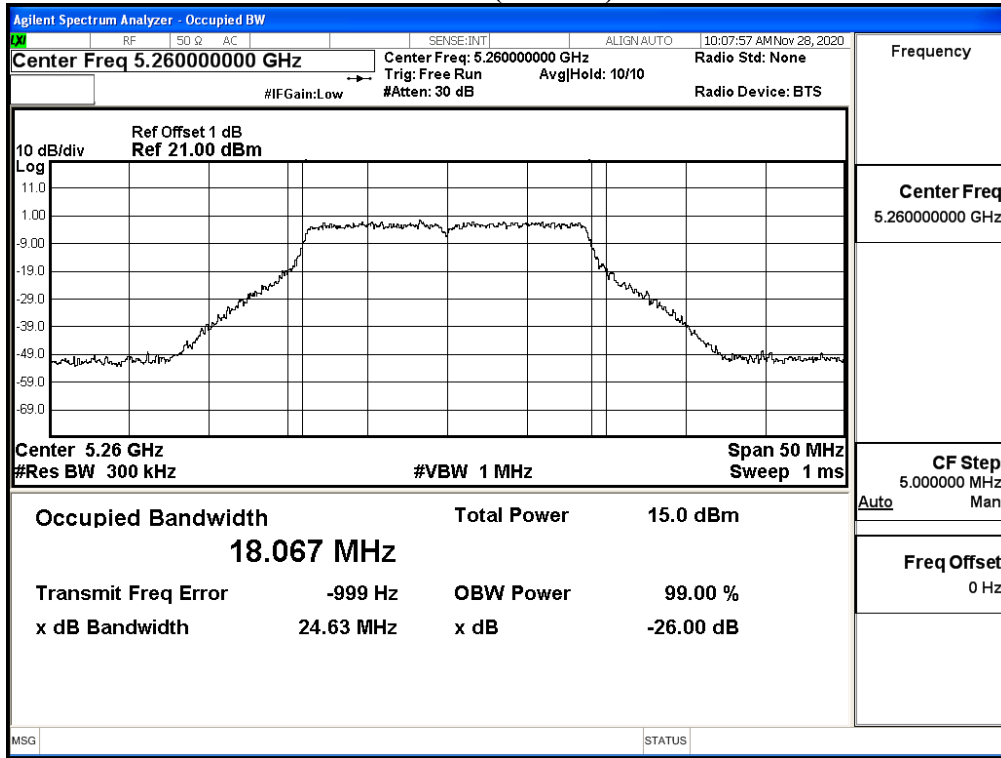
Maximum conducted output power Measurement:

Channel No	Frequency Range (MHz)	26dB Bandwidth (MHz)	Chain A Power (dBm)	Chain B Power (dBm)	Output Power (dBm)	Output Power Limit		Result
						(dBm)	dBm+10log(BW)	
36	5180	--	7.62	10.74	12.46	24	--	Pass
44	5220	--	7.62	10.67	12.42	24	--	Pass
48	5240	--	7.66	10.75	12.48	24	--	Pass
52	5260	23.480	7.78	10.65	12.46	24	24.71	Pass
60	5300	23.670	7.72	10.71	12.48	24	24.74	Pass
64	5320	24.240	7.76	10.69	12.48	24	24.85	Pass
100	5500	24.340	7.24	9.54	11.55	24	24.86	Pass
116	5580	24.390	7.03	9.54	11.47	24	24.87	Pass
140	5700	24.160	7.18	9.63	11.59	24	24.83	Pass
144(Band3)	5720	17.000	6.11	8.61	10.55	24	23.30	Pass
144(Band4)	5720	--	0.44	2.91	4.86	30	--	Pass
149	5745	--	10.80	10.79	13.81	30	--	Pass
157	5785	--	10.60	10.75	13.69	30	--	Pass
165	5825	--	10.61	10.66	13.65	30	--	Pass

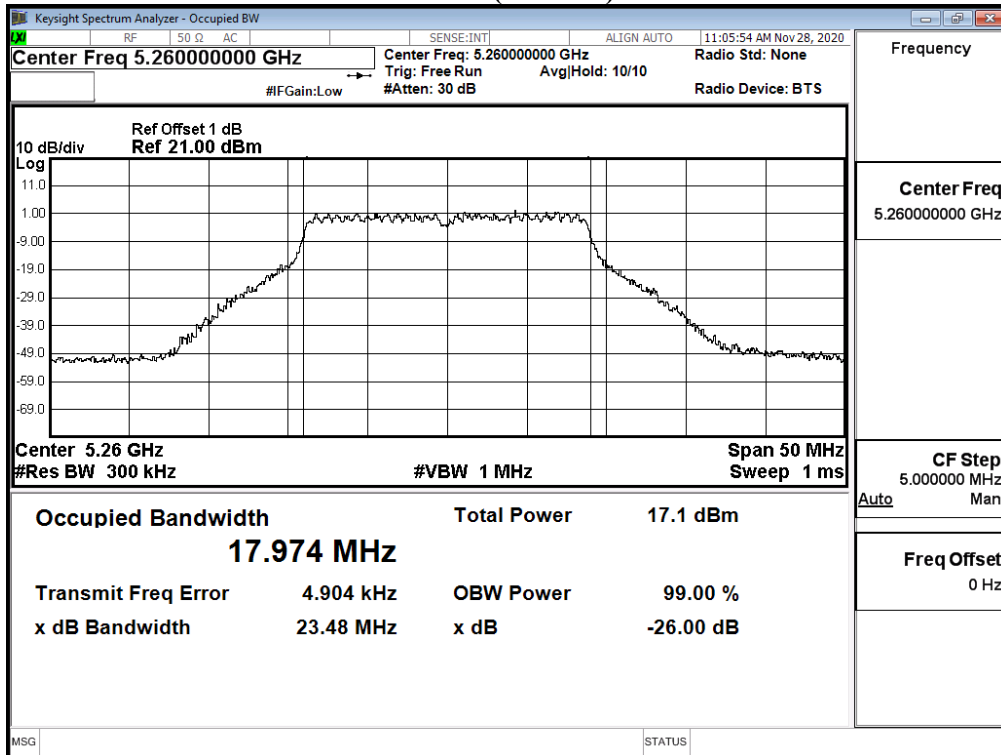
Note:

1. Output Power (dBm) = 10LOG (Chain A Power (mW)+ Chain B Power (mW))
2. 26dB Bandwidth is the bandwidth of chain A or chain B whichever is less bandwidth, output power limitation is more stringent.

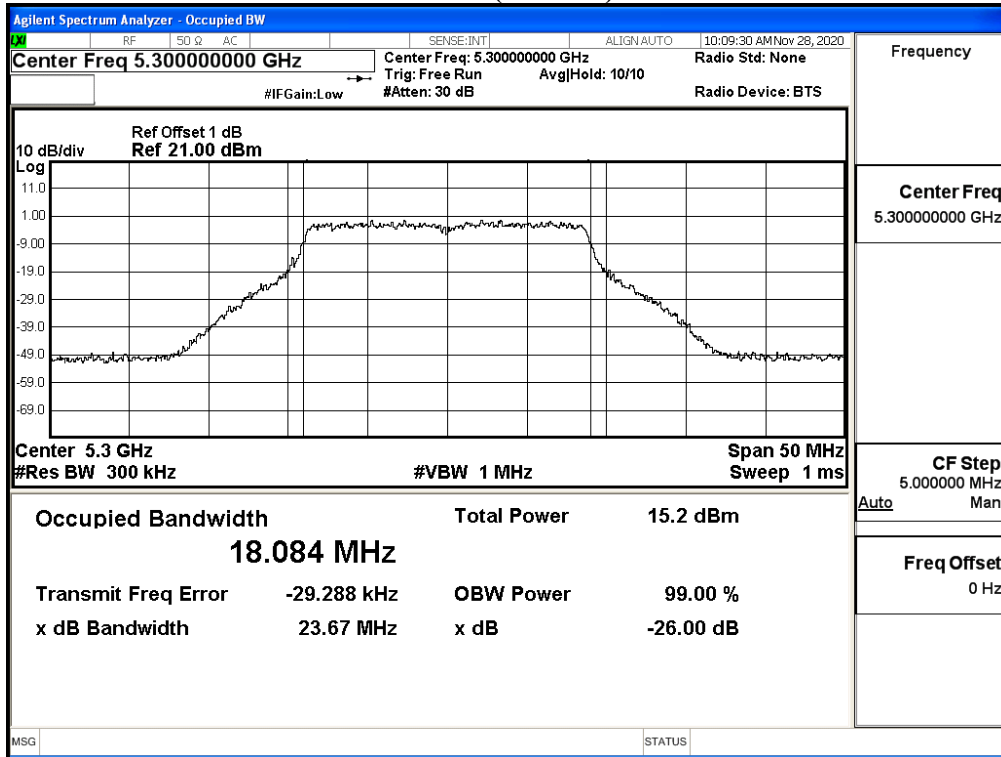
26dB Occupied Bandwidth: Channel 52 (Chain A)



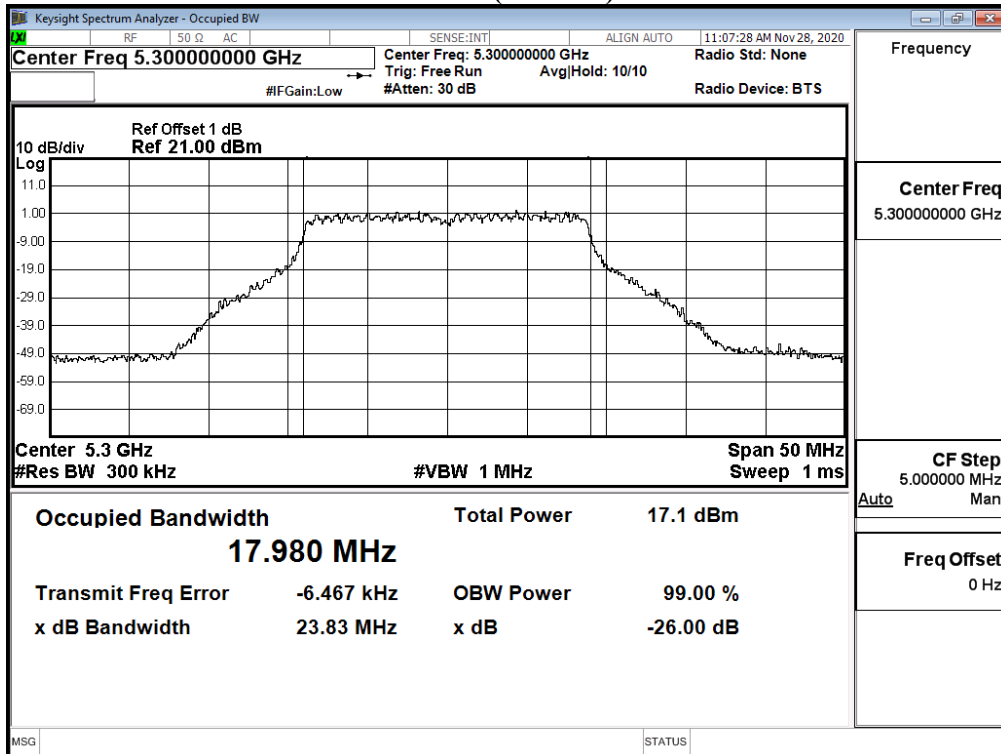
Channel 52 (Chain B)



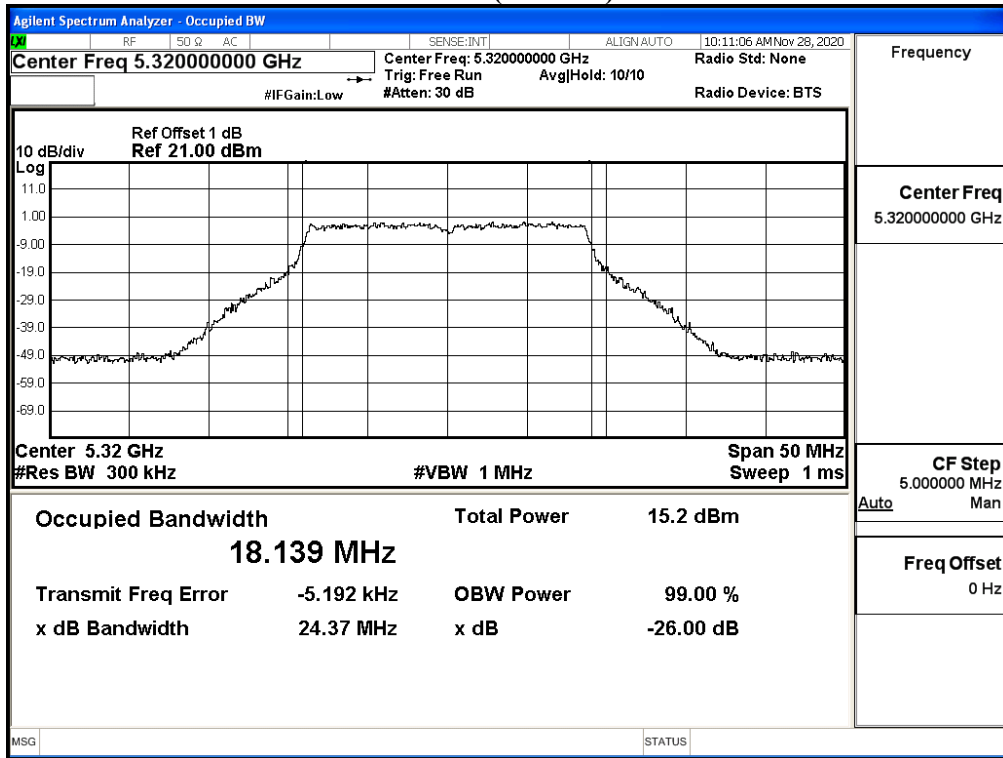
Channel 60 (Chain A)



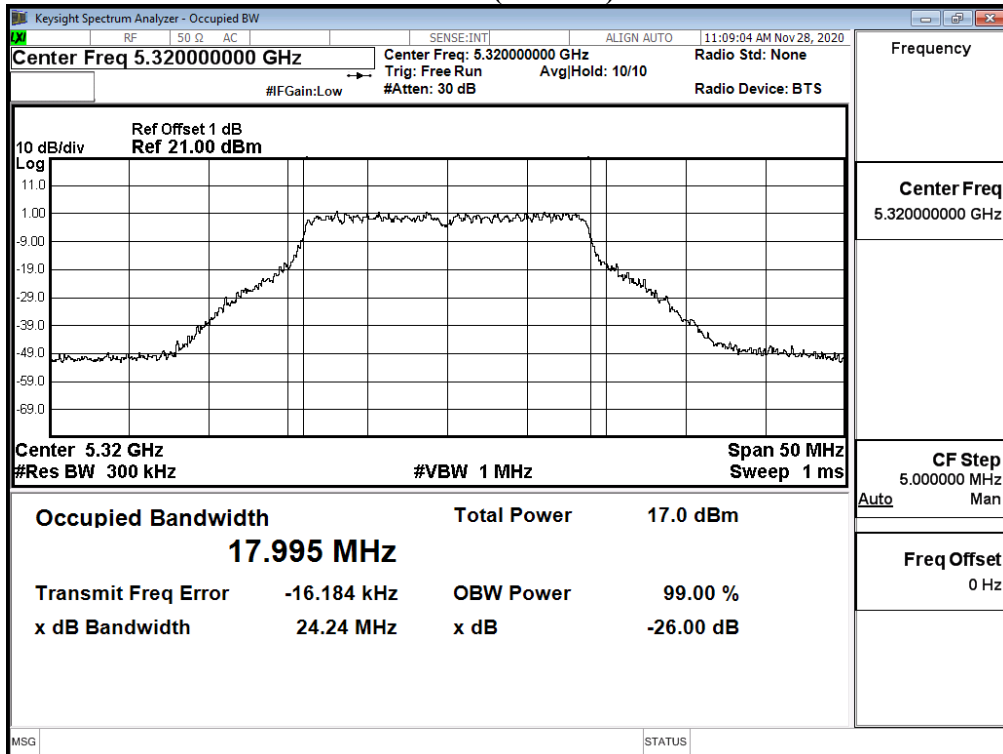
Channel 60 (Chain B)



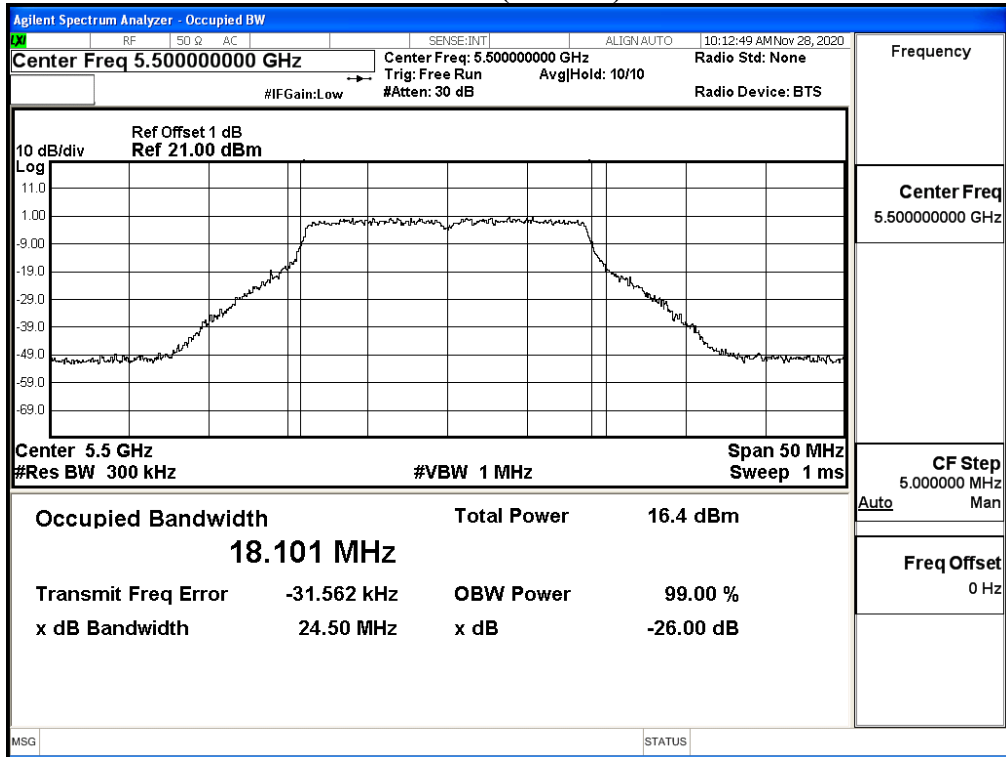
Channel 64 (Chain A)



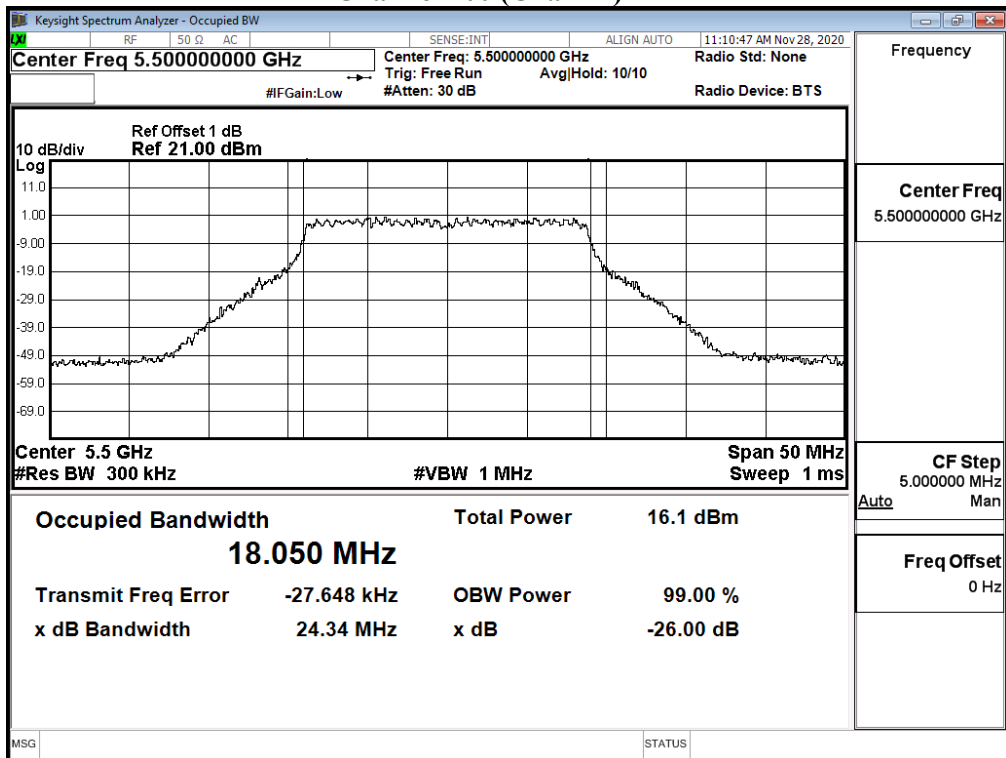
Channel 64 (Chain B)



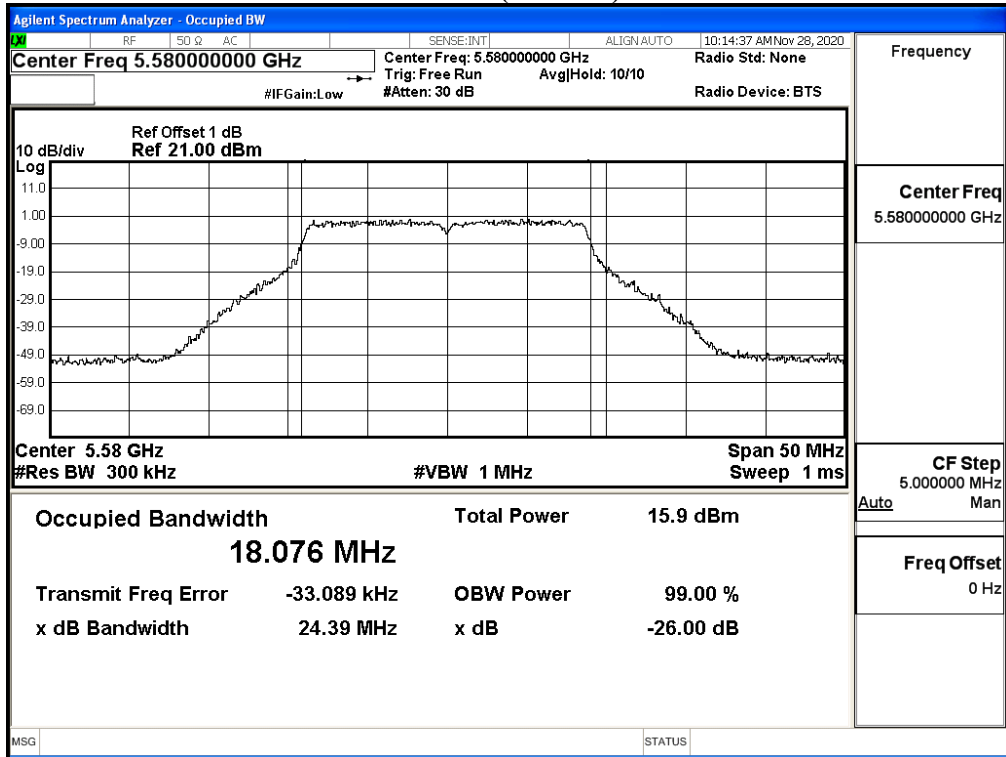
Channel 100 (Chain A)



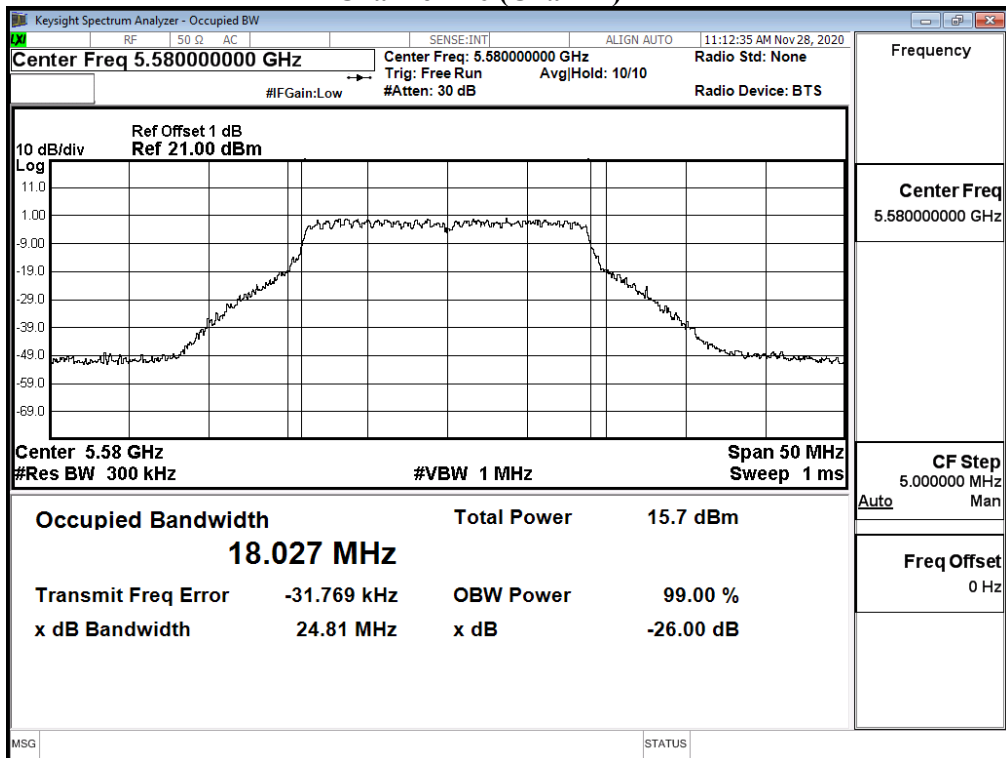
Channel 100 (Chain B)



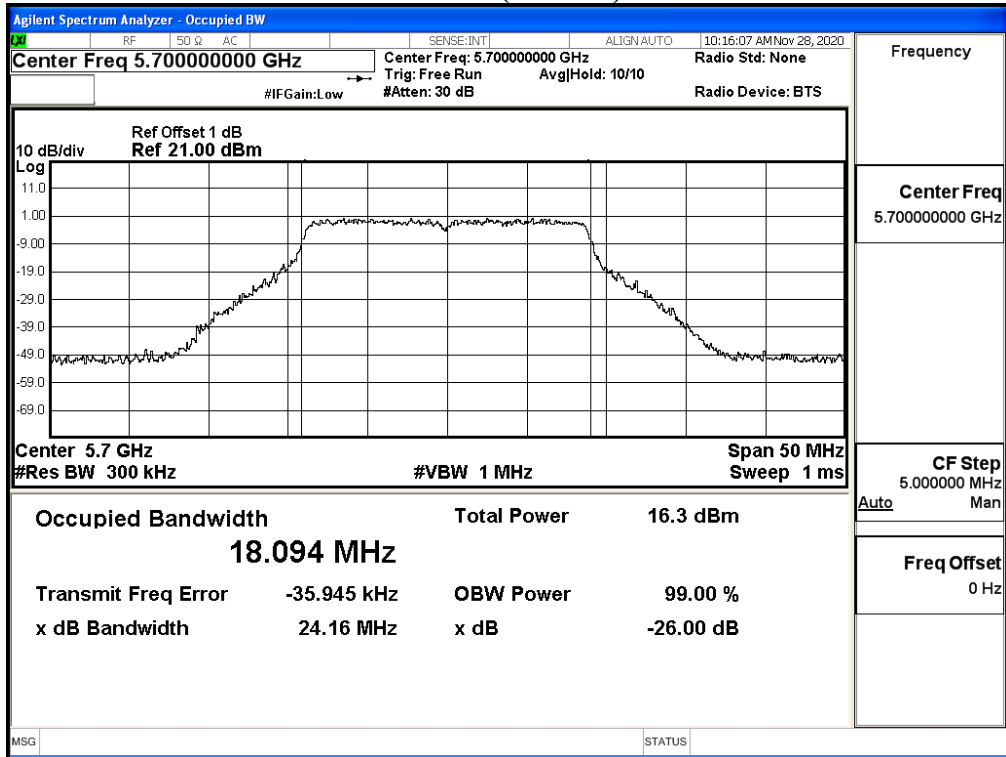
Channel 116 (Chain A)



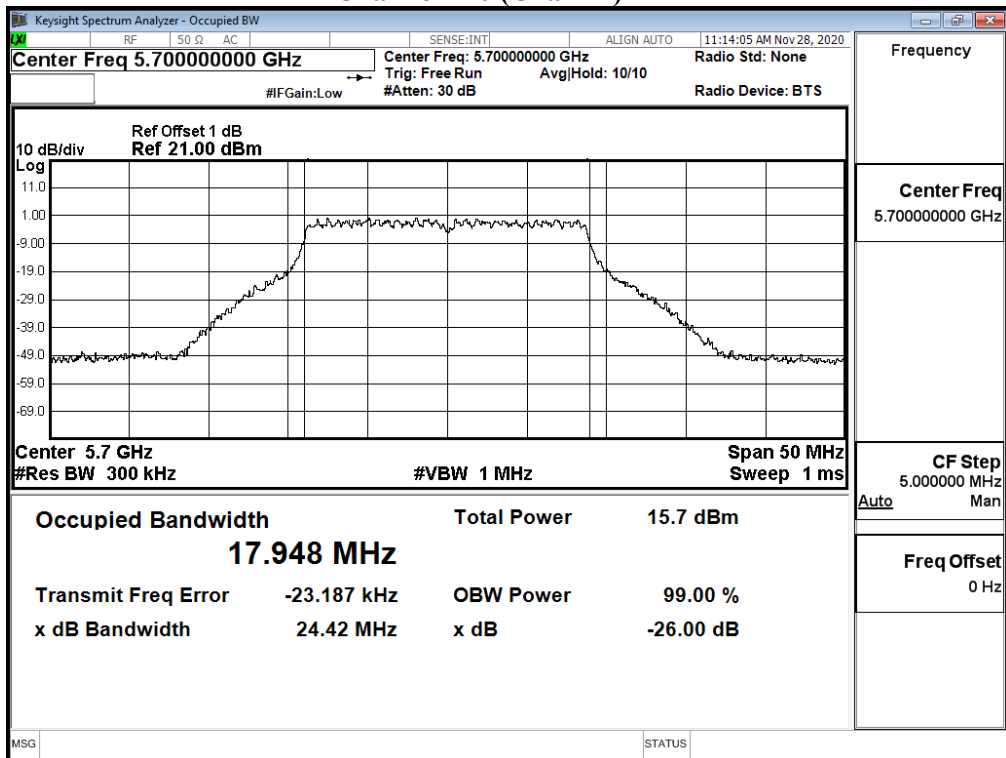
Channel 116 (Chain B)



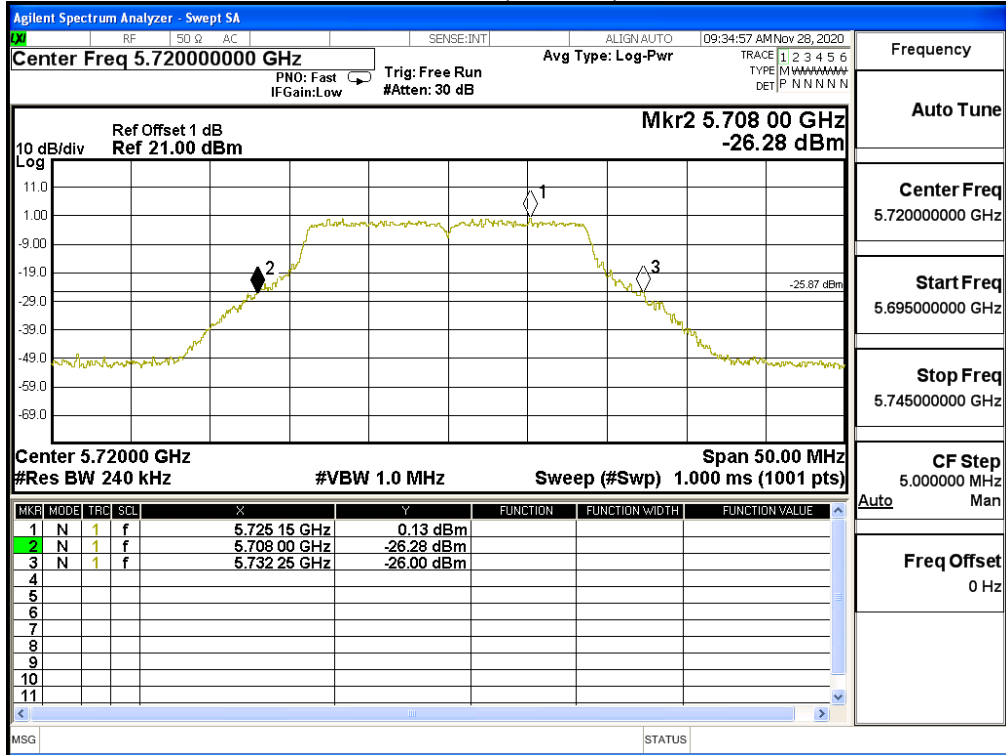
Channel 140 (Chain A)



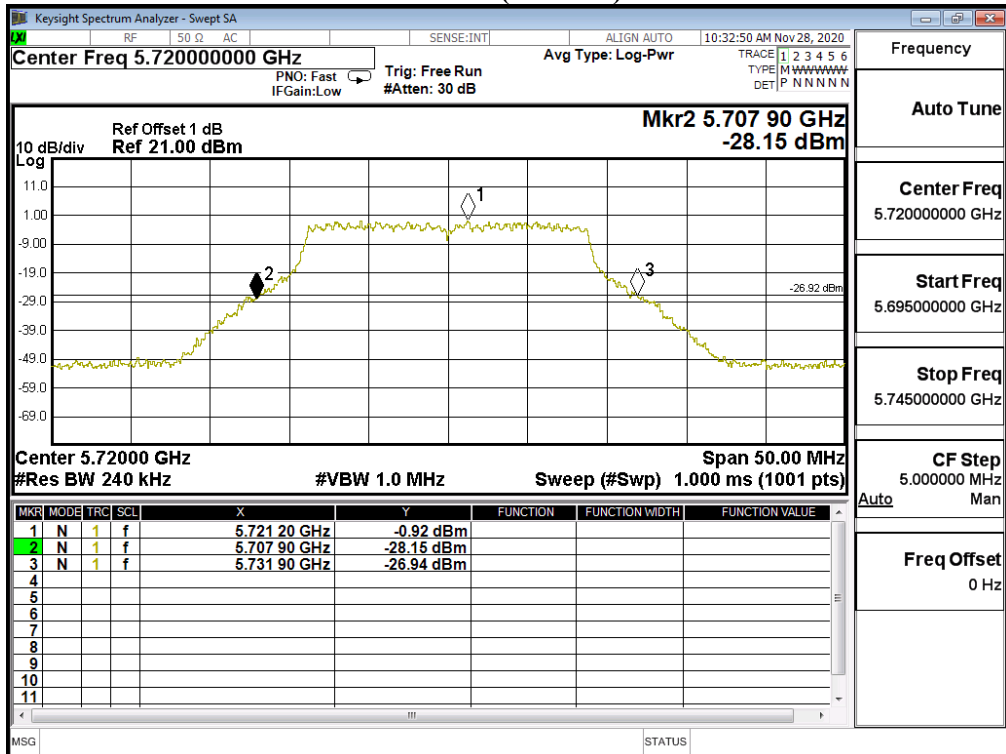
Channel 140 (Chain B)



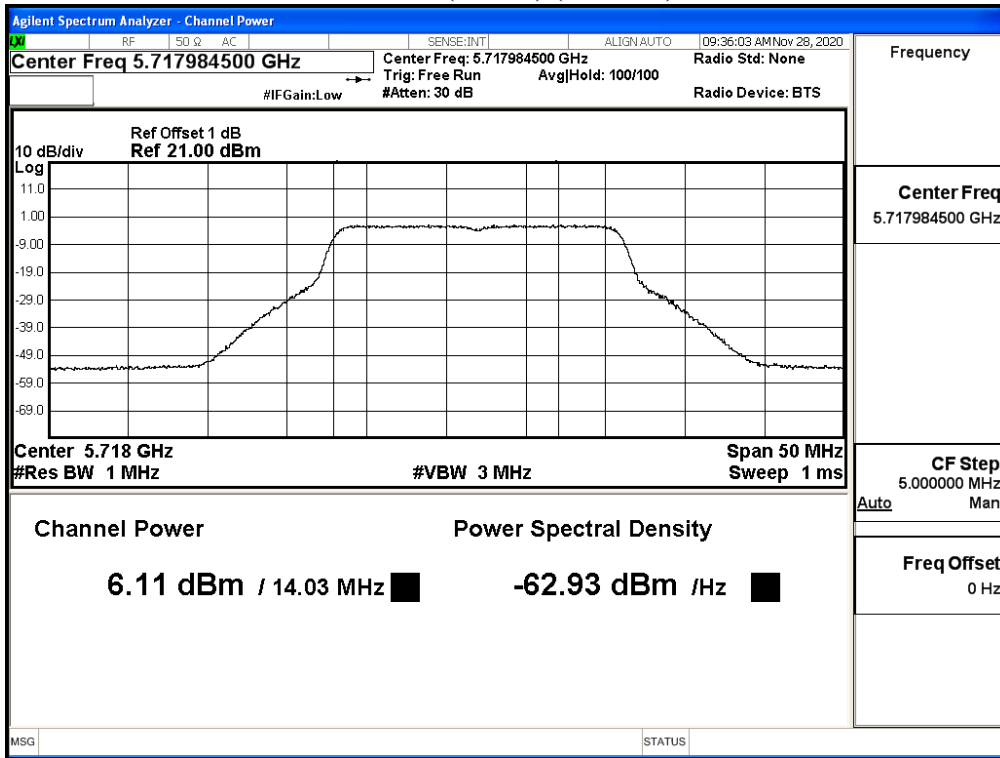
Channel 144 (Chain A)



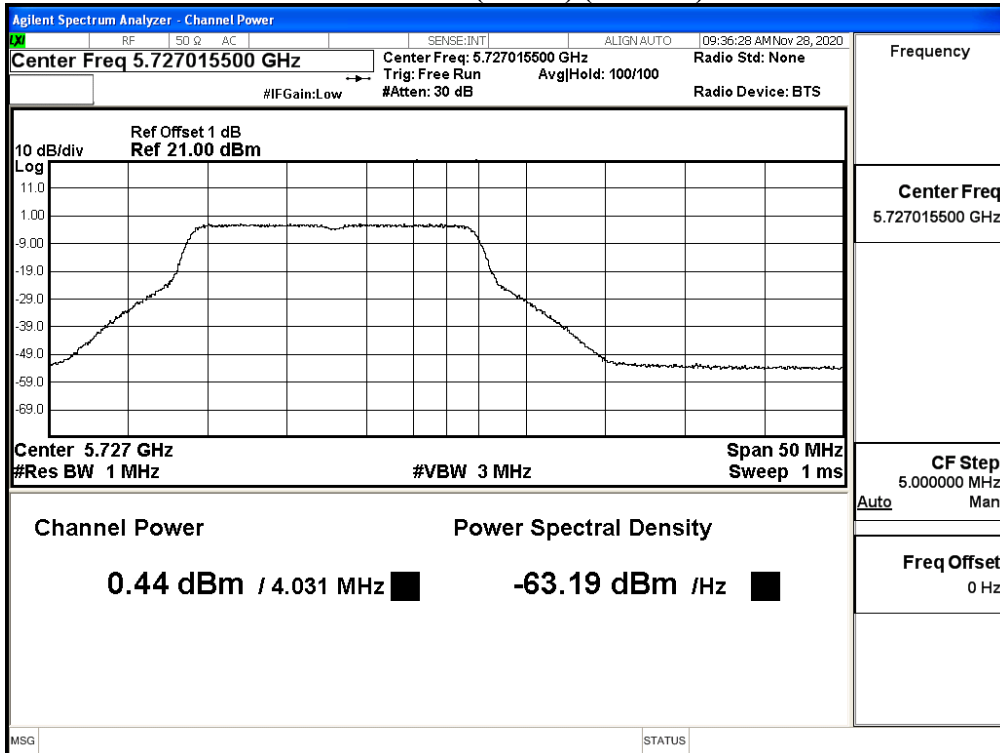
Channel 144 (Chain B)



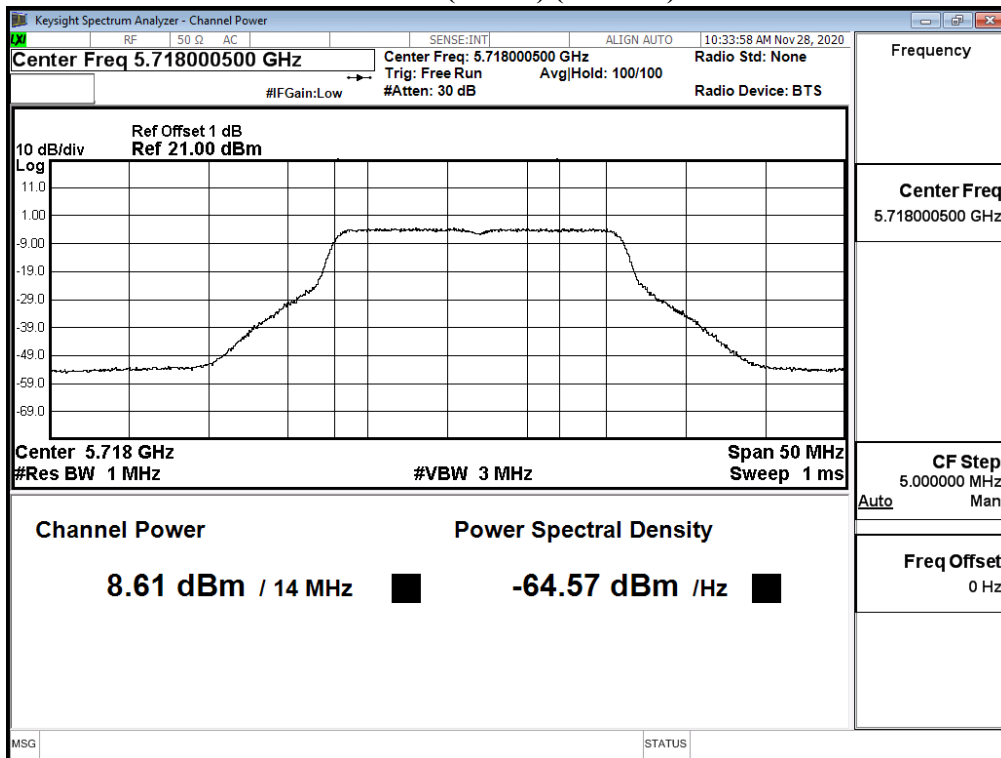
**Maximum conducted output power:
Channel 144 (Band3) (Chain A)**



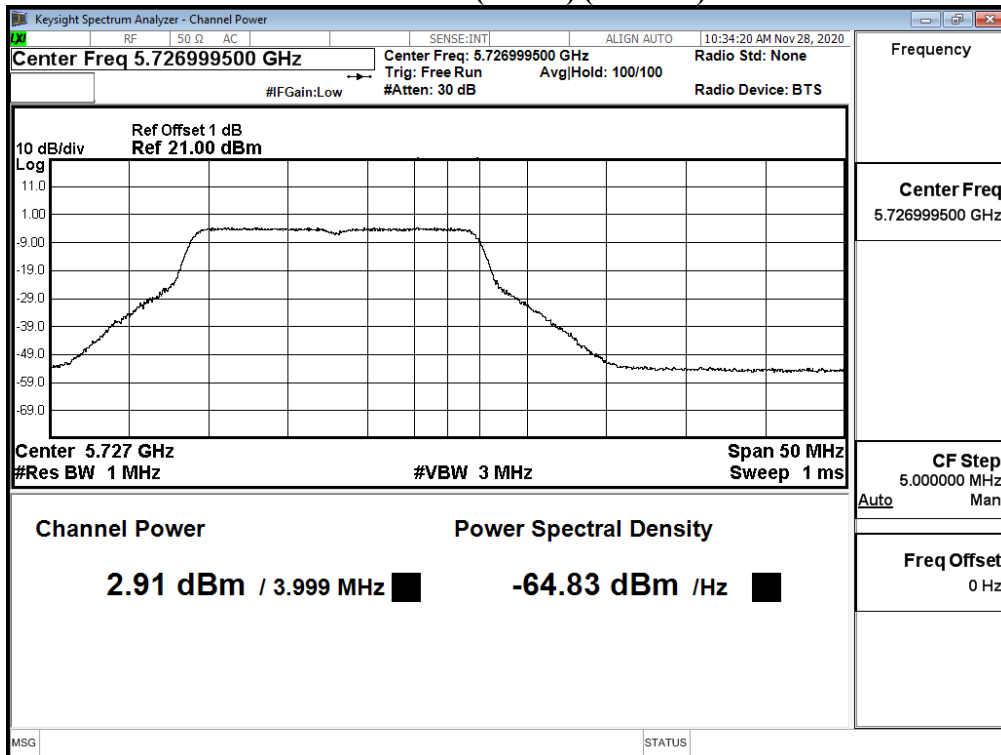
**Maximum conducted output power:
Channel 144 (Band4) (Chain A)**



**Maximum conducted output power:
Channel 144 (Band3) (Chain B)**



**Maximum conducted output power:
Channel 144 (Band4) (Chain B)**



Product : Notebook Computers
 Test Item : Maximum conducted output power
 Test Date : 2020/11/19
 Test Mode : Mode 20 MIMO: Transmit (802.11n-40BW_30Mbps)

Chain A

Cable loss=1dB		Maximum conducted output power							
Channel No.	Frequency (MHz)	Data Rate (Mbps)							
		HT8	HT9	HT10	HT11	HT12	HT13	HT14	HT15
		Measurement Level (dBm)							
38	5190	7.72	--	--	--	--	--	--	--
46	5230	7.75	7.65	7.61	7.58	7.53	7.44	7.34	7.27
54	5270	7.65	--	--	--	--	--	--	--
62	5310	7.63	7.57	7.49	7.41	7.34	7.30	7.23	7.15
102	5510	7.22	--	--	--	--	--	--	--
110	5550	7.09	7.04	6.94	6.90	6.80	6.72	6.65	6.60
134	5670	7.14	--	--	--	--	--	--	--
142F(Band3)	5710	6.62	6.55	6.52	6.46	6.36	6.32	6.29	6.22
142F(Band4)	5710	-3.47	-3.56	-3.64	-3.71	-3.78	-3.87	-3.95	-3.99
151	5755	10.71	--	--	--	--	--	--	--
159	5795	10.78	10.75	10.71	10.66	10.63	10.56	10.46	10.36

Note: Maximum conducted output power Value =Reading value on average power meter + cable loss

Chain B

Cable loss=1dB		Maximum conducted output power							
Channel No.	Frequency (MHz)	Data Rate (Mbps)							
		HT8	HT9	HT10	HT11	HT12	HT13	HT14	HT15
		Measurement Level (dBm)							
38	5190	10.69	--	--	--	--	--	--	--
46	5230	10.71	10.65	10.59	10.52	10.43	10.35	10.30	10.27
54	5270	10.74	--	--	--	--	--	--	--
62	5310	10.73	10.70	10.64	10.55	10.48	10.44	10.34	10.31
102	5510	9.52	--	--	--	--	--	--	--
110	5550	9.65	9.60	9.50	9.44	9.38	9.35	9.26	9.16
134	5670	9.56	--	--	--	--	--	--	--
142F(Band3)	5710	9.26	9.23	9.18	9.11	9.05	9.02	8.92	8.85
142F(Band4)	5710	-1.11	-1.20	-1.28	-1.35	-1.39	-1.44	-1.48	-1.52
151	5755	10.80	--	--	--	--	--	--	--
159	5795	10.68	10.61	10.53	10.47	10.42	10.38	10.34	10.24

Note: Maximum conducted output power Value =Reading value on average power meter + cable loss

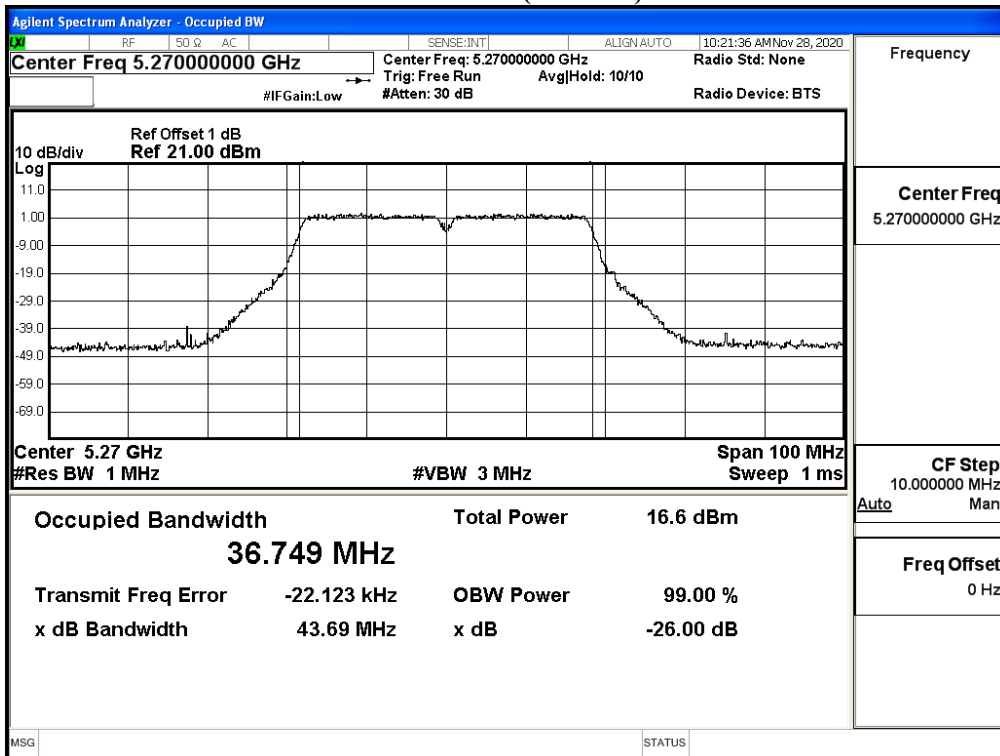
Maximum conducted output power Measurement:

Channel No	Frequency Range (MHz)	26dB Bandwidth (MHz)	Chain A Power (dBm)	Chain B Power (dBm)	Output Power (dBm)	Output Power Limit		Result
						(dBm)	dBm+10log(BW)	
38	5190	--	7.72	10.69	12.46	24	--	Pass
46	5230	--	7.75	10.71	12.49	24	--	Pass
54	5270	43.570	7.65	10.74	12.47	24	27.39	Pass
62	5310	44.040	7.63	10.73	12.46	24	27.44	Pass
102	5510	44.220	7.22	9.52	11.53	24	27.46	Pass
110	5550	43.590	7.09	9.65	11.57	24	27.39	Pass
134	5670	43.660	7.14	9.56	11.53	24	27.40	Pass
142F(Band3)	5710	39.302	6.62	9.26	11.15	24	26.94	Pass
142F(Band4)	5710	--	-3.47	-1.11	0.88	30	--	Pass
151	5755	--	10.71	10.80	13.77	30	--	Pass
159	5795	--	10.78	10.68	13.74	30	--	Pass

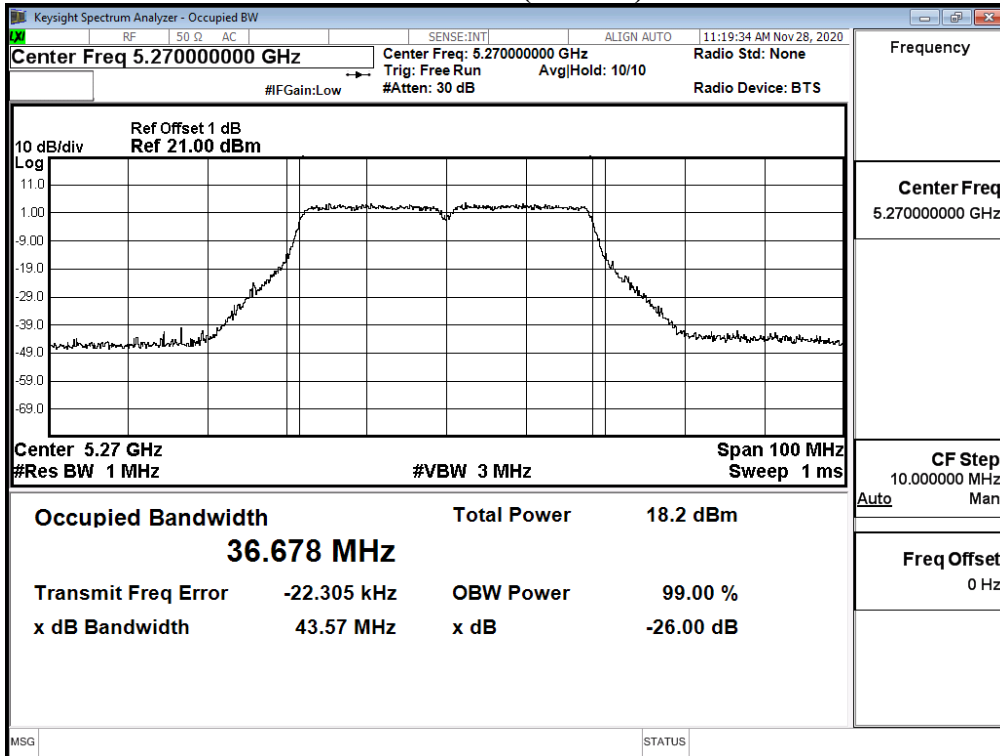
Note:

1. Output Power (dBm) = 10LOG (Chain A Power (mW)+ Chain B Power (mW))
2. 26dB Bandwidth is the bandwidth of chain A or chain B whichever is less bandwidth, output power limitation is more stringent.

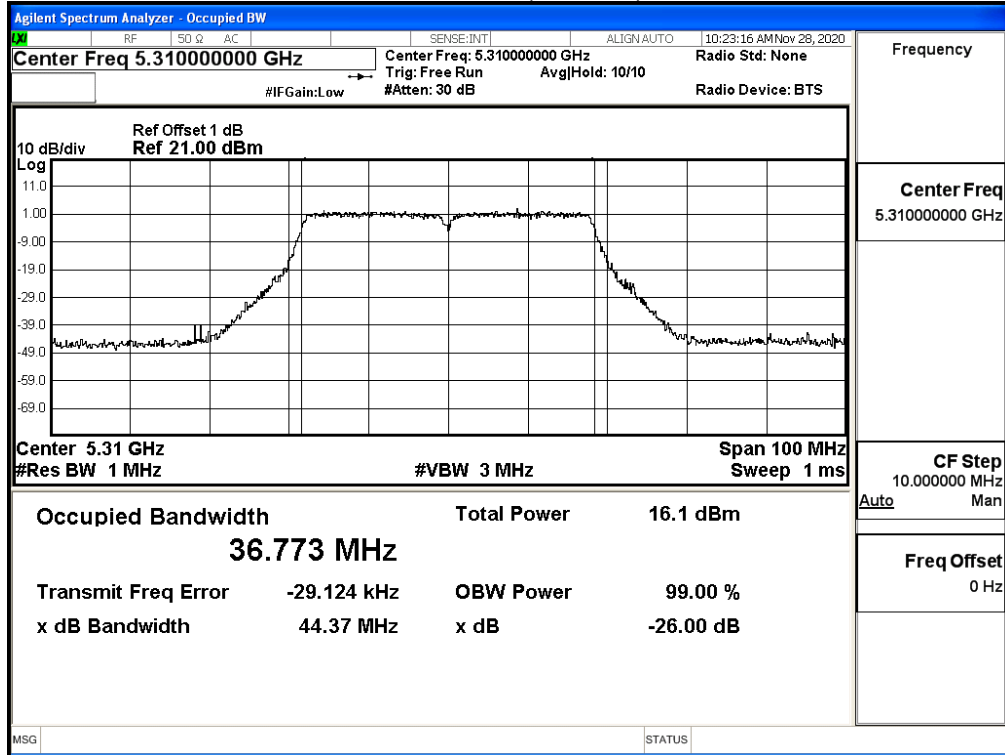
26dB Occupied Bandwidth: Channel 54 (Chain A)



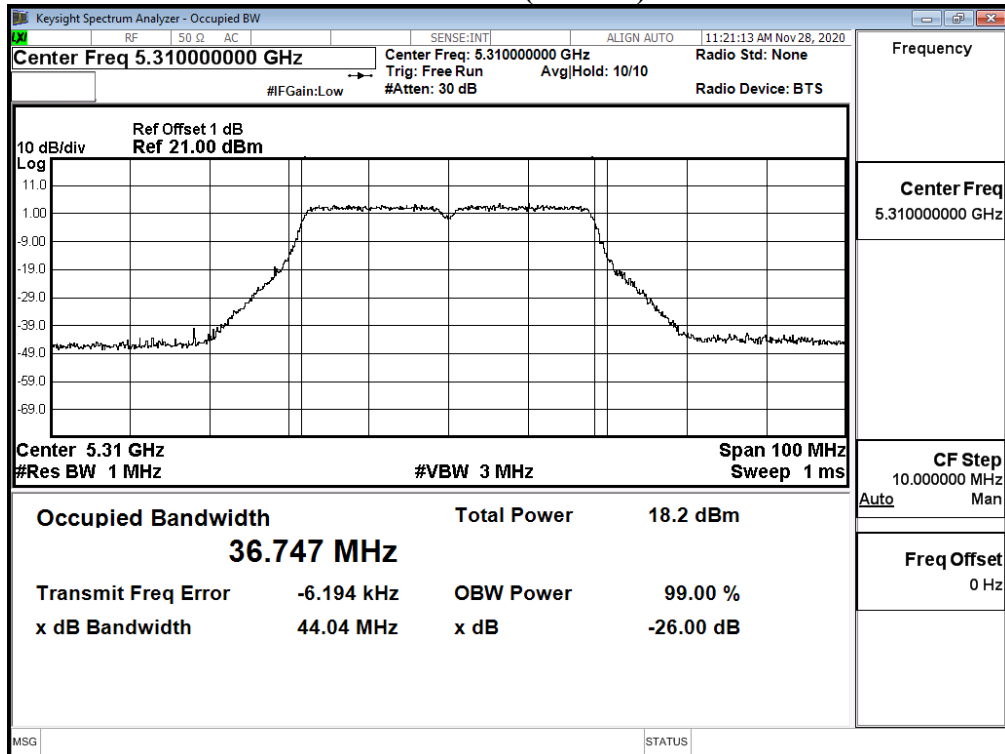
Channel 54 (Chain B)



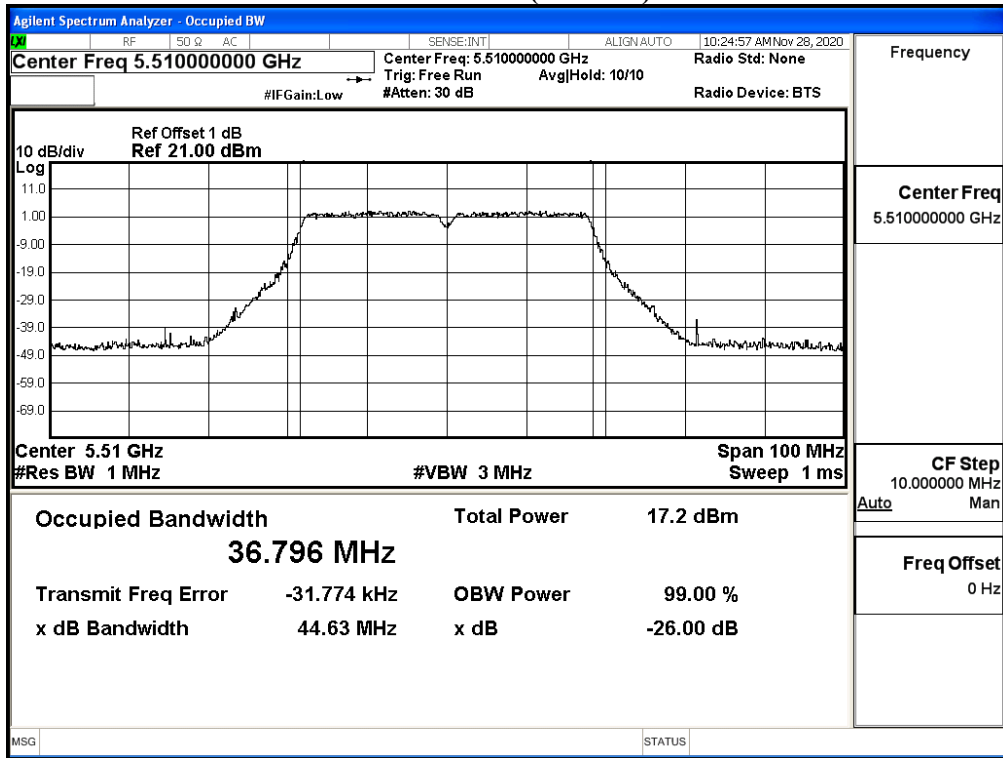
Channel 62 (Chain A)



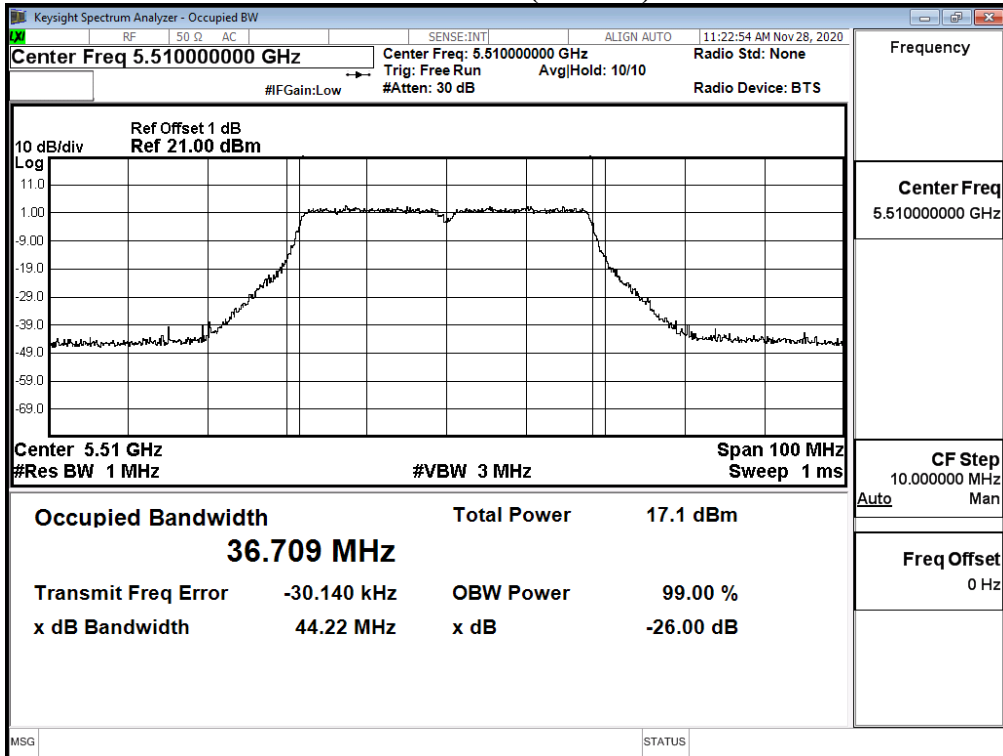
Channel 62 (Chain B)



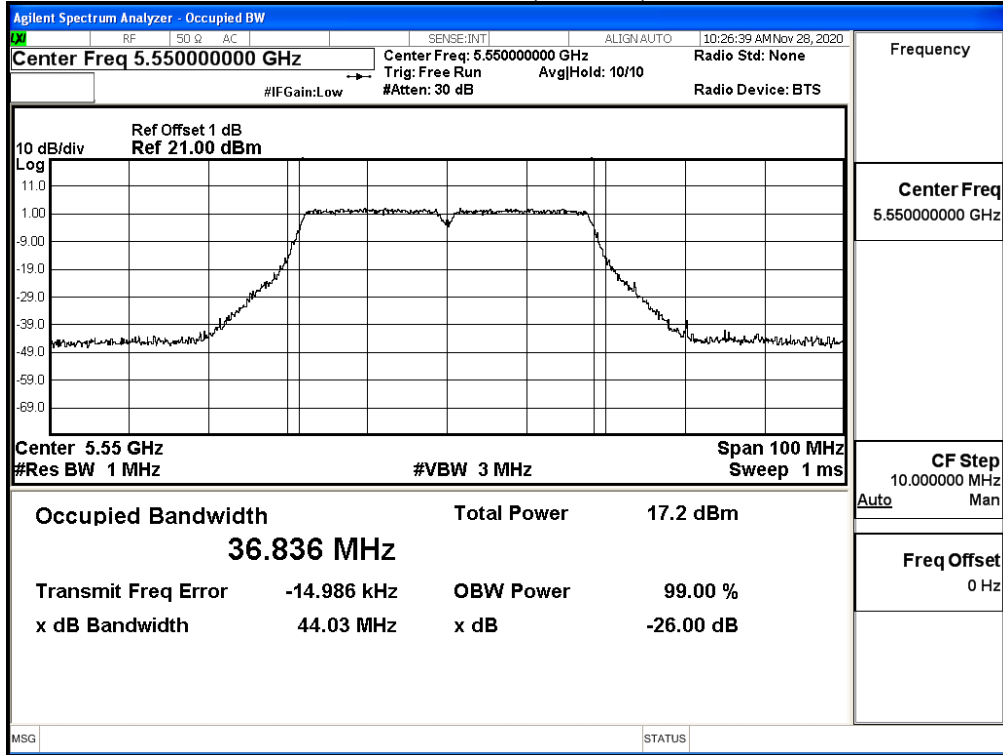
Channel 102 (Chain A)



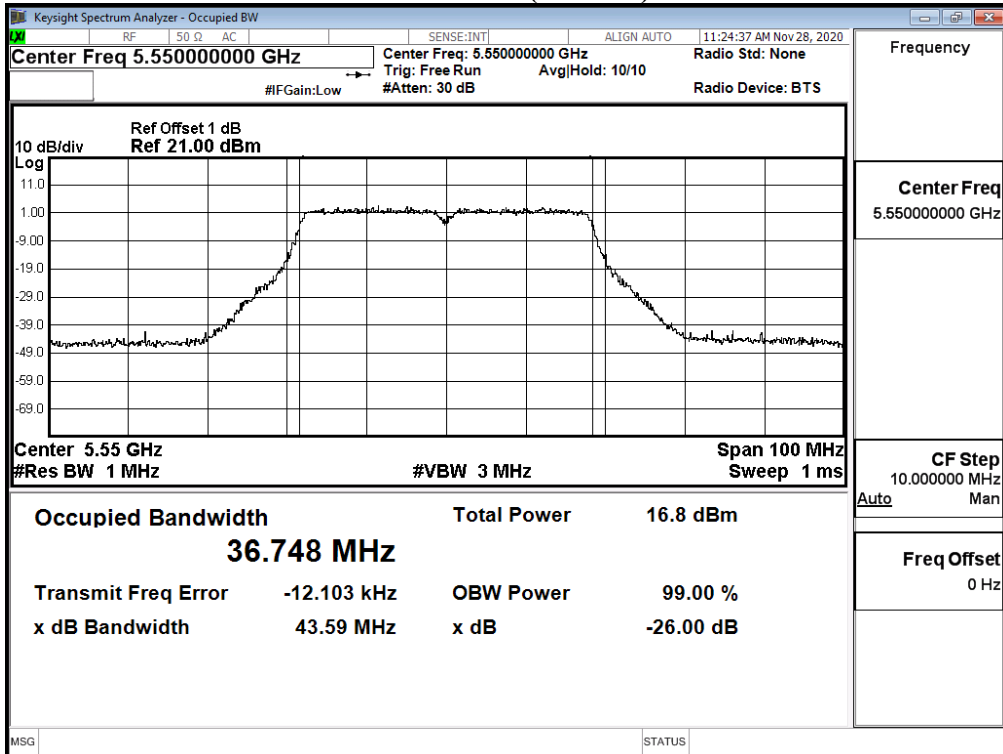
Channel 102 (Chain B)



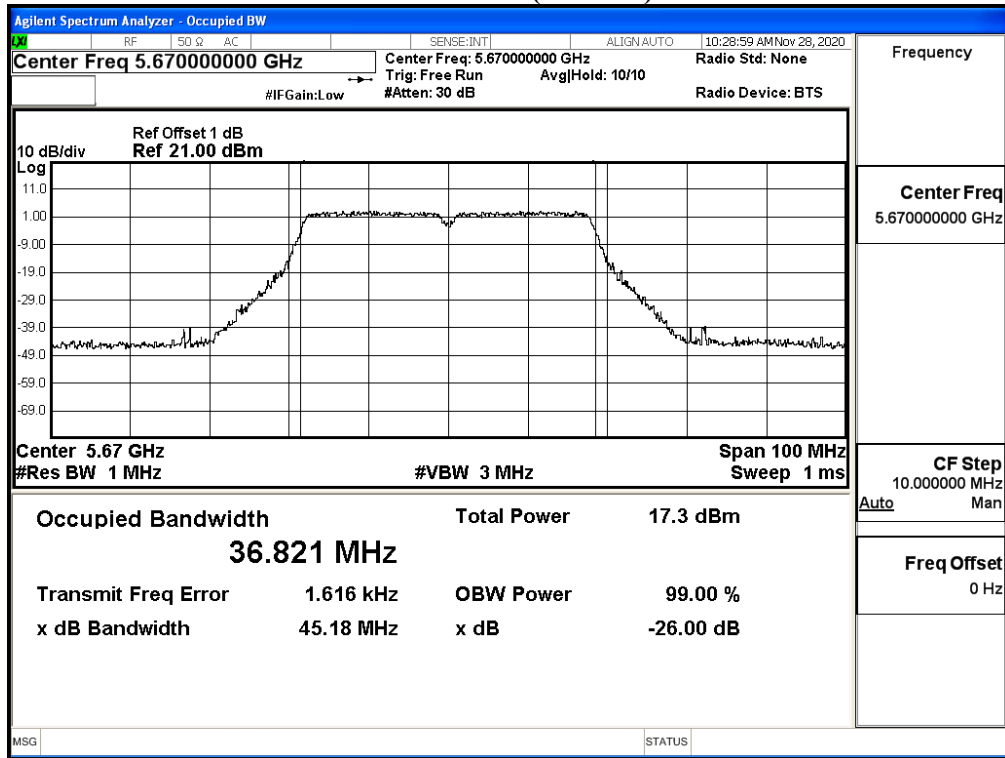
Channel 110 (Chain A)



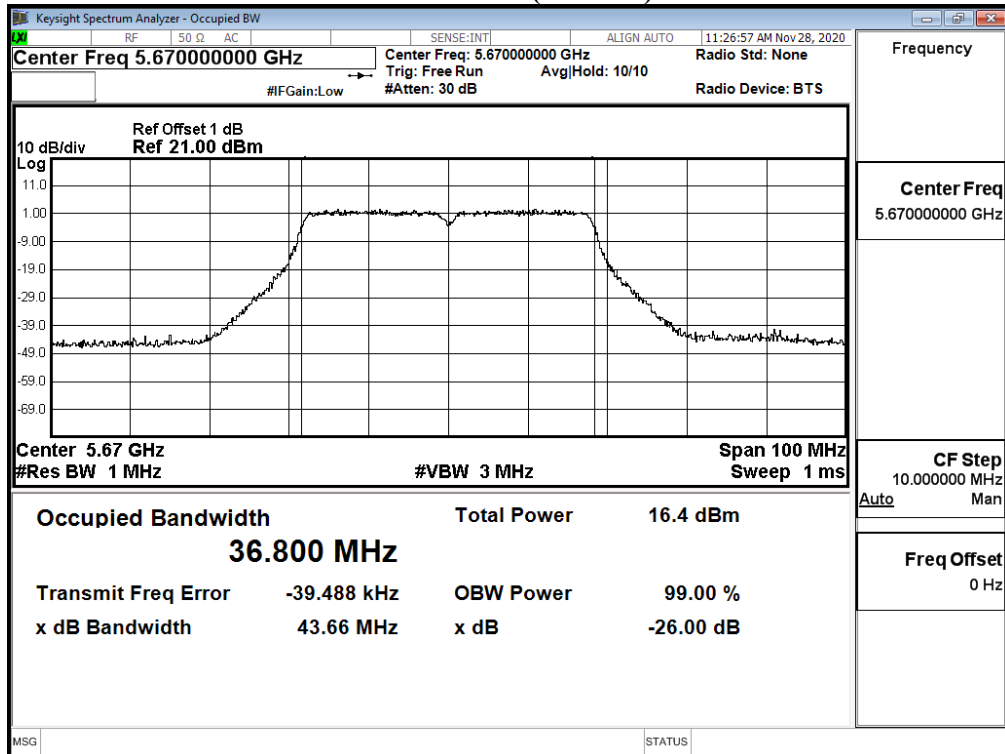
Channel 110 (Chain B)



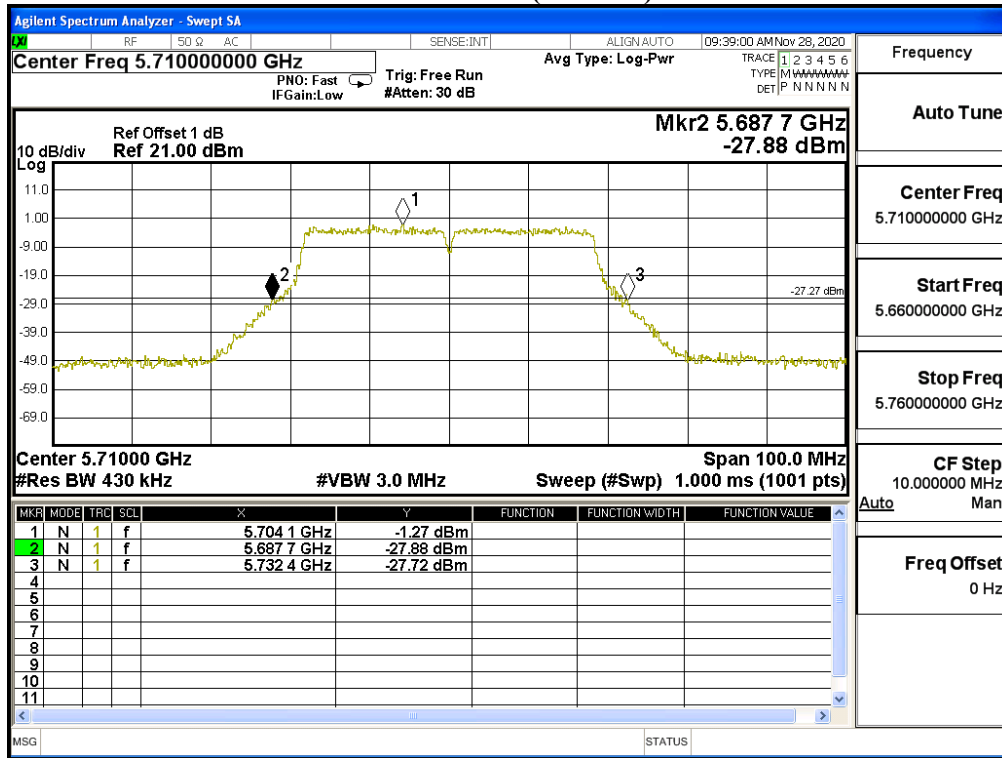
Channel 134 (Chain A)



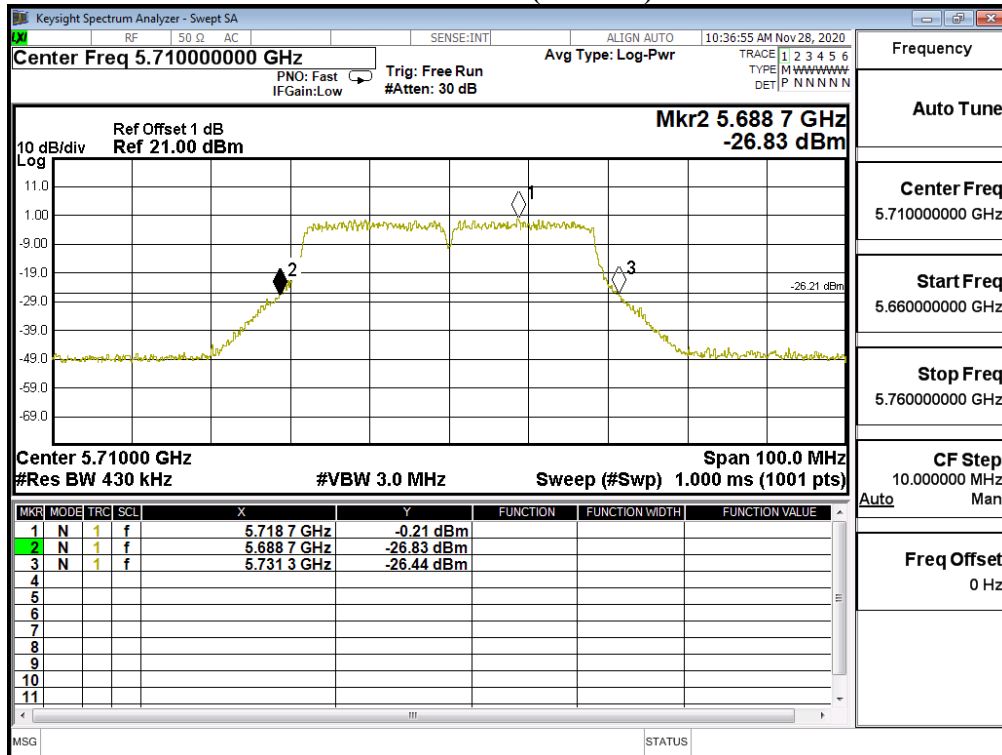
Channel 134 (Chain B)



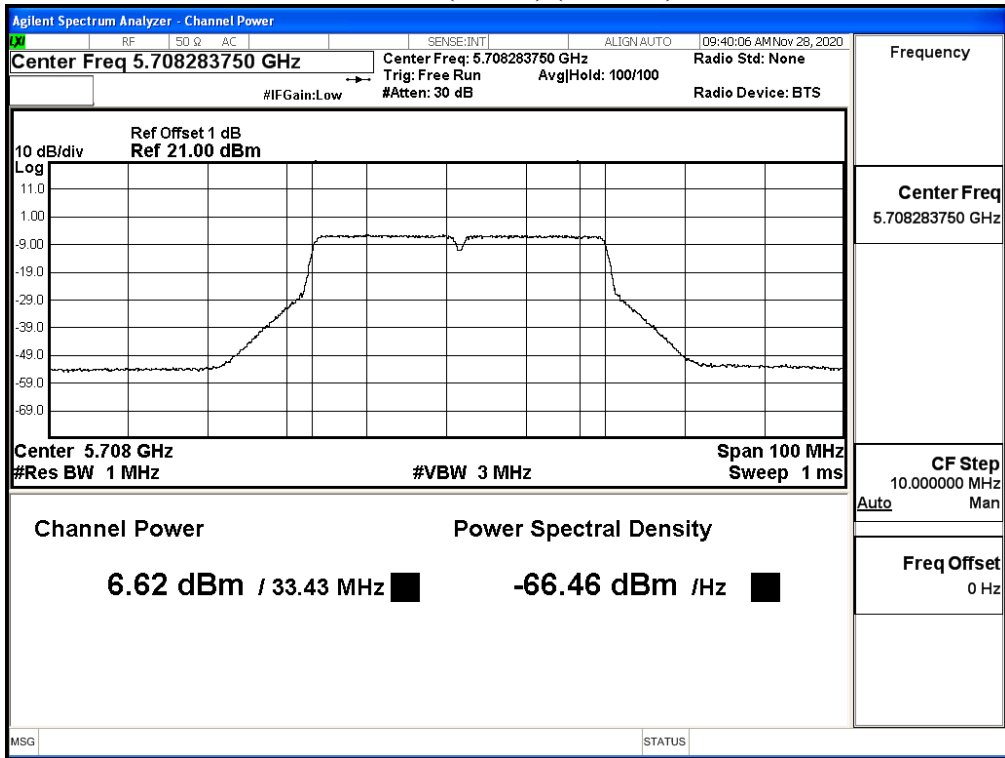
Channel 142 (Chain A)



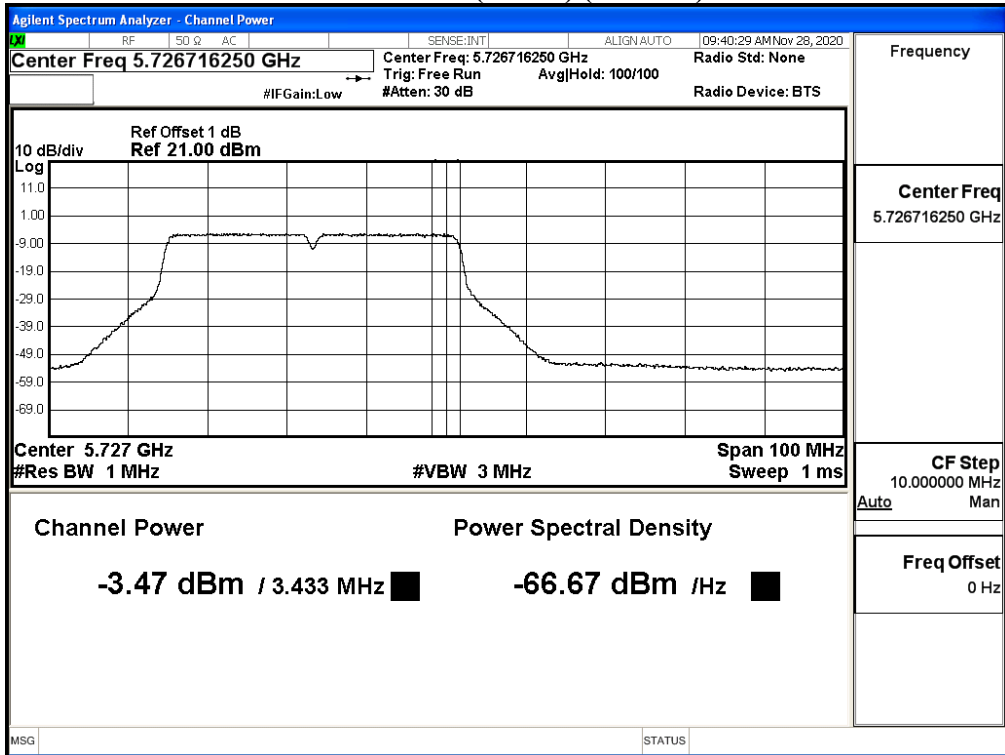
Channel 142 (Chain B)



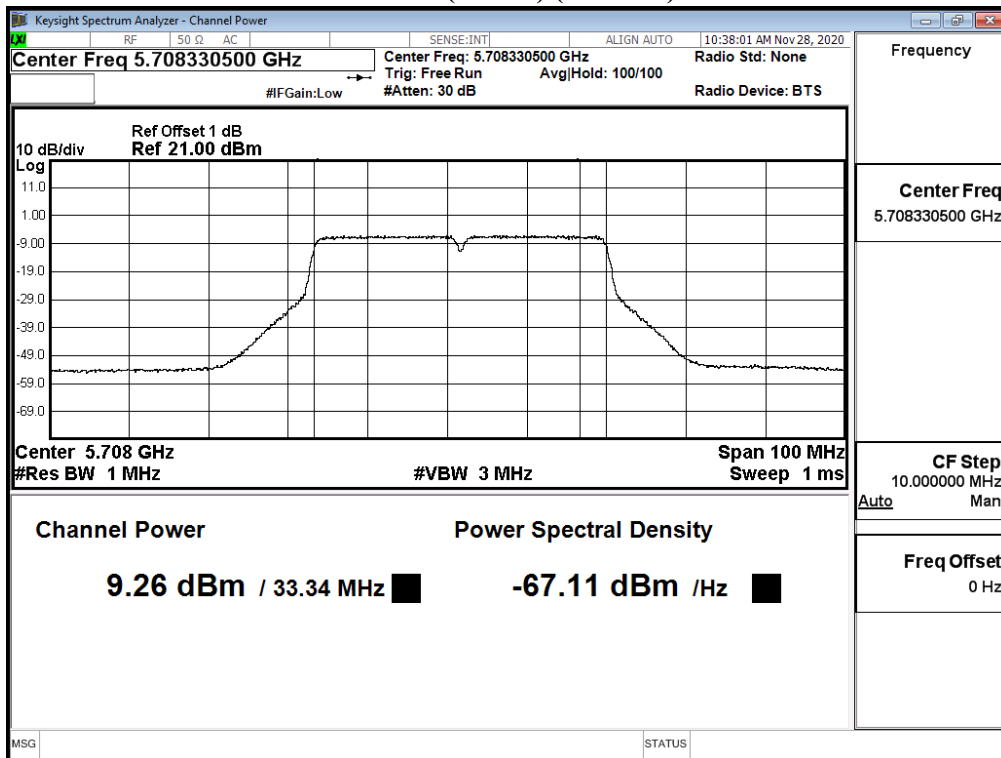
**Maximum conducted output power:
Channel 142 (Band3) (Chain A)**



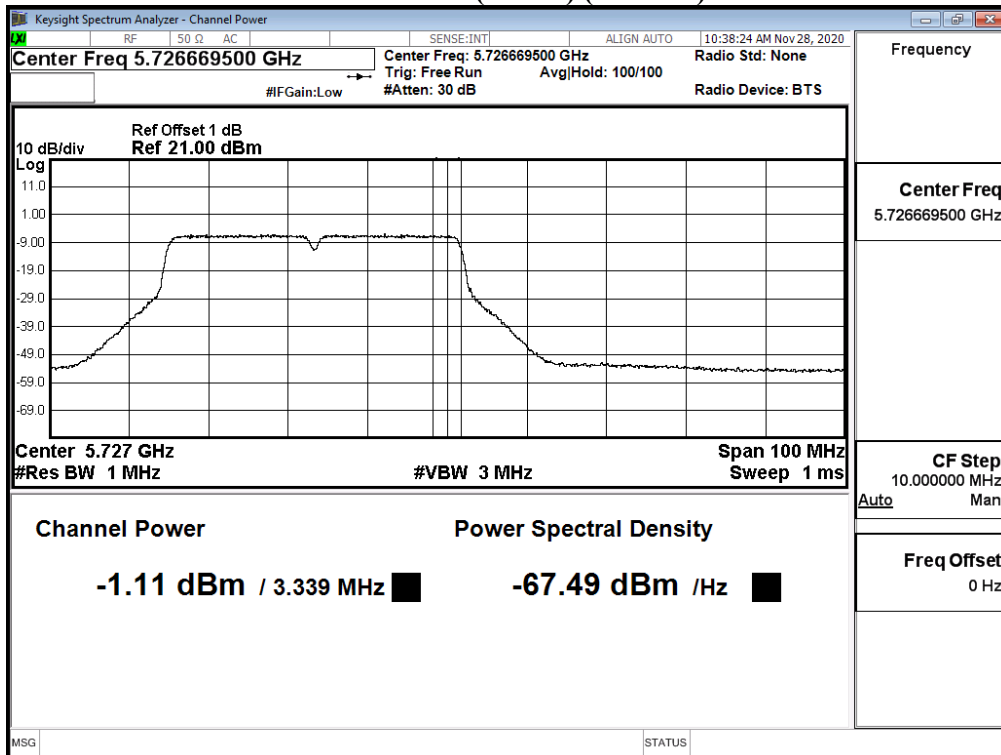
**Maximum conducted output power:
Channel 142 (Band4) (Chain A)**



**Maximum conducted output power:
Channel 142 (Band3) (Chain B)**



**Maximum conducted output power:
Channel 142 (Band4) (Chain B)**



Product : Notebook Computers
 Test Item : Maximum conducted output power
 Test Date : 2020/11/19
 Test Mode : Mode 21 MIMO: Transmit (802.11ac-80BW_65Mbps)

Chain A

Cable loss=1dB		Maximum conducted output power									
Channel No	Frequency (MHz)	Data Rate (Mbps)									
		VHT0	VHT1	VHT2	VHT3	VHT4	VHT5	VHT6	VHT7	VHT8	VHT9
42	5210	7.77	7.68	7.65	7.59	7.54	7.51	7.45	7.35	7.29	7.24
58	5290	7.65	7.59	7.54	7.50	7.41	7.34	7.28	7.18	7.15	7.07
106ac80	5530	7.03	--	--	--	--	--	--	--	--	--
122ac80	5610	7.10	7.01	6.94	6.86	6.82	6.75	6.67	6.60	6.54	6.46
138ac80(Band3)	5690	6.98	6.94	6.89	6.80	6.74	6.64	6.54	6.46	6.39	6.31
138ac80(Band4)	5690	-13.34	-13.44	-13.47	-13.53	-13.62	-13.69	-13.76	-13.81	-13.86	-13.96
155ac80	5775	10.60	10.55	10.49	10.41	10.37	10.31	10.24	10.14	10.08	10.02

Note: Maximum conducted output power Value =Reading value on Spectrum Analyzer + cable loss

Chain B

Cable loss=1dB		Maximum conducted output power									
Channel No	Frequency (MHz)	Data Rate (Mbps)									
		VHT0	VHT1	VHT2	VHT3	VHT4	VHT5	VHT6	VHT7	VHT8	VHT9
42	5210	10.77	10.74	10.71	10.62	10.59	10.55	10.51	10.44	10.38	10.33
58	5290	10.79	10.70	10.64	10.61	10.51	10.48	10.38	10.35	10.28	10.21
106ac80	5530	9.68	--	--	--	--	--	--	--	--	--
122ac80	5610	9.79	9.73	9.65	9.57	9.50	9.42	9.38	9.35	9.28	9.25
138ac80(Band3)	5690	9.53	9.45	9.41	9.37	9.30	9.27	9.19	9.13	9.05	9.00
138ac80(Band4)	5690	-7.95	-8.00	-8.09	-8.13	-8.17	-8.25	-8.33	-8.40	-8.50	-8.58
155ac80	5775	10.65	10.61	10.52	10.44	10.35	10.32	10.28	10.24	10.15	10.10

Note: Maximum conducted output power Value =Reading value on Spectrum Analyzer + cable loss

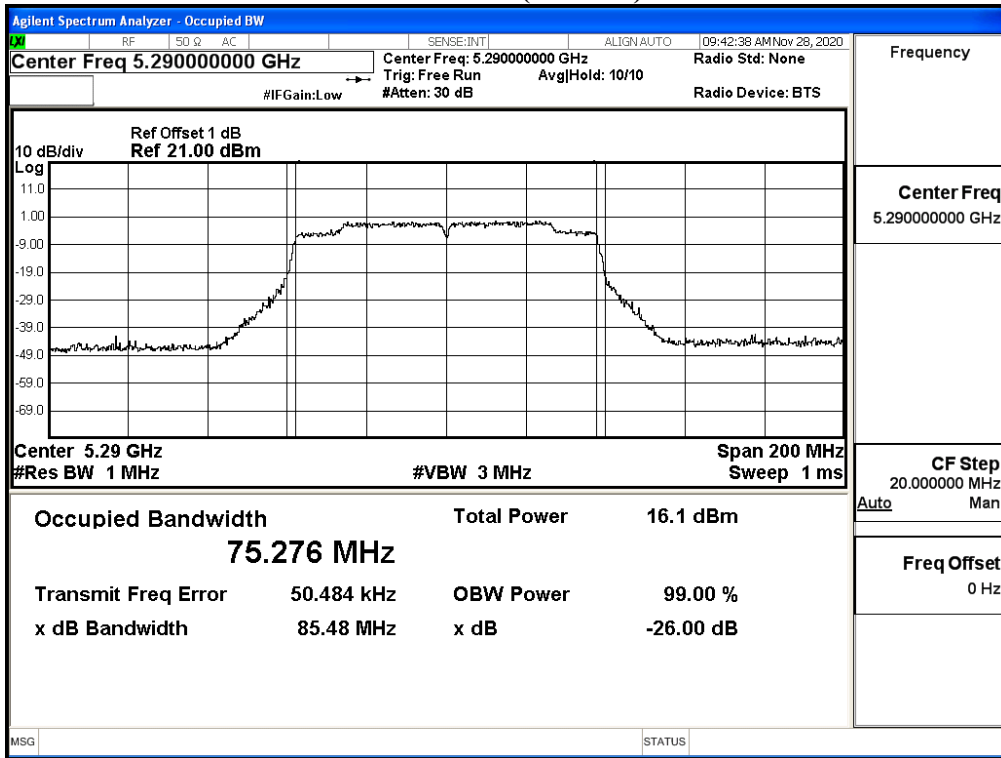
Maximum conducted output power Measurement:

Channel No	Frequency Range (MHz)	26dB Bandwidth (MHz)	Chain A Power (dBm)	Chain B Power (dBm)	Output Power (dBm)	Output Power Limit		Result
						(dBm)	dBm+10log(BW)	
42	5210	--	7.77	10.77	12.53	24	--	Pass
58	5290	85.480	7.65	10.79	12.51	24	30.32	Pass
106ac80	5530	83.170	7.03	9.68	11.56	24	30.20	Pass
122ac80	5610	84.160	7.10	9.79	11.66	24	30.25	Pass
138ac80(Band3)	5690	77.000	6.98	9.53	11.45	24	29.86	Pass
138ac80(Band4)	5690	--	-13.34	-7.95	-6.85	30	--	Pass
155ac80	5775	--	10.60	10.65	13.64	30	--	Pass

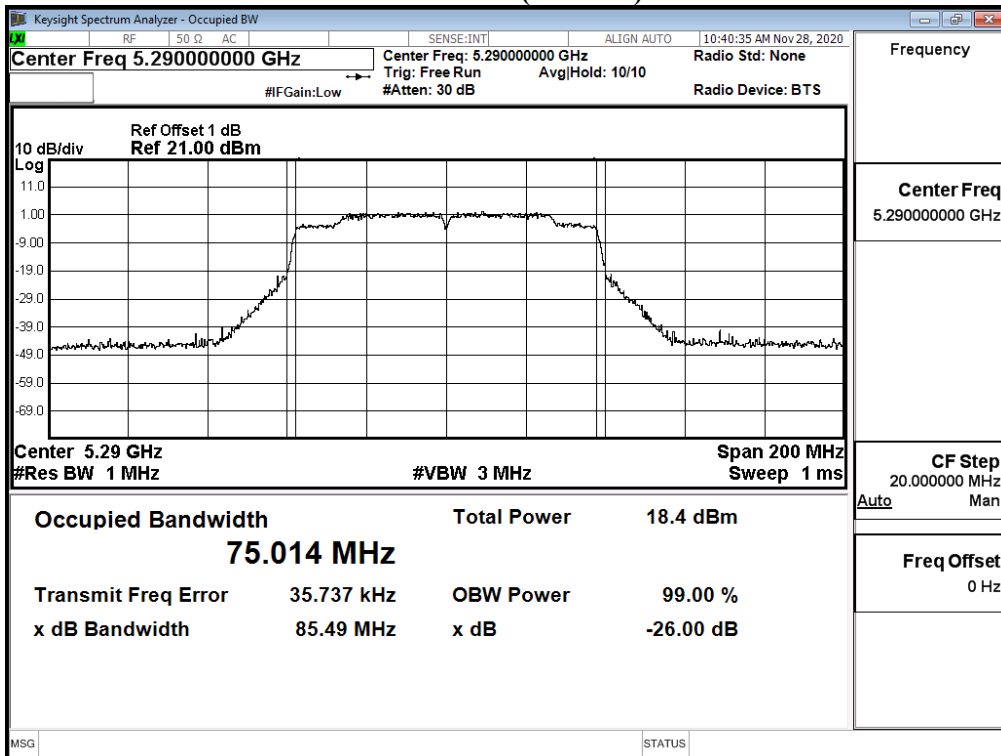
Note:

1. Output Power (dBm) = 10LOG (Chain A Power (mW)+ Chain B Power (mW))
2. 26dB Bandwidth is the bandwidth of chain A or chain B whichever is less bandwidth, output power limitation is more stringent.

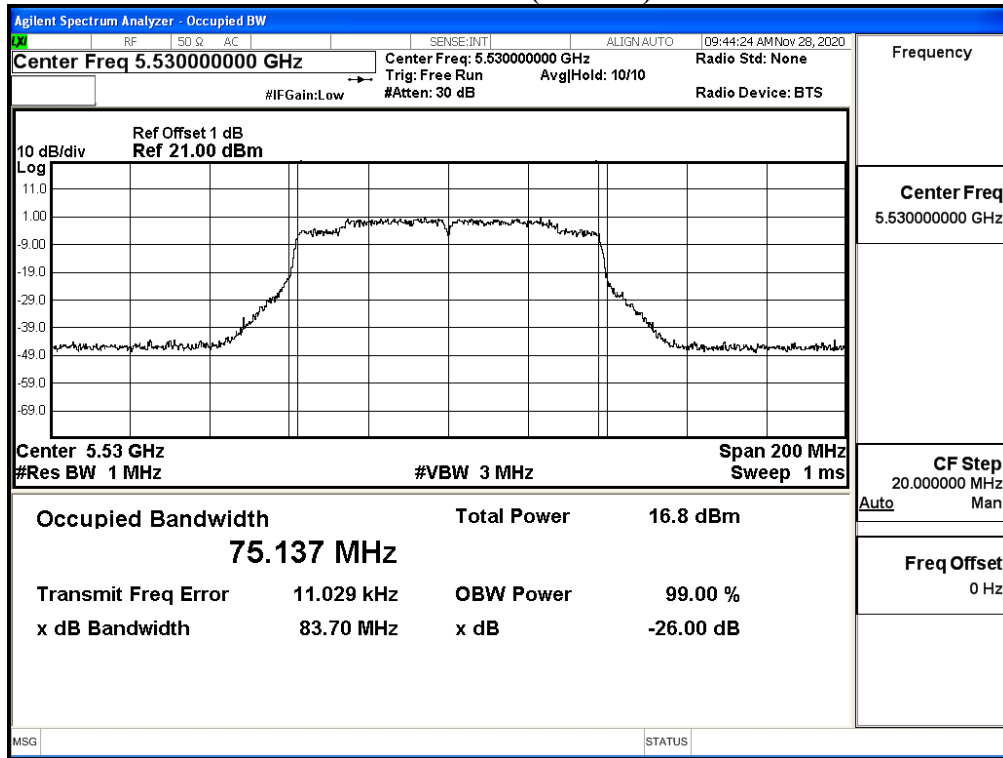
26dB Occupied Bandwidth: Channel 58 (Chain A)



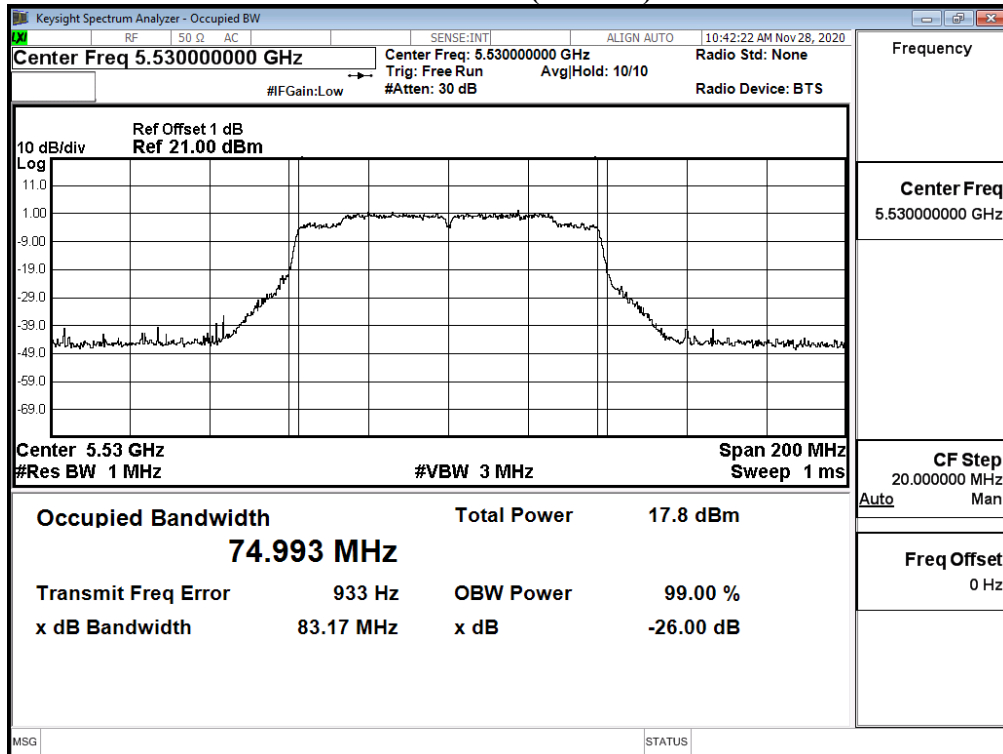
Channel 58 (Chain B)



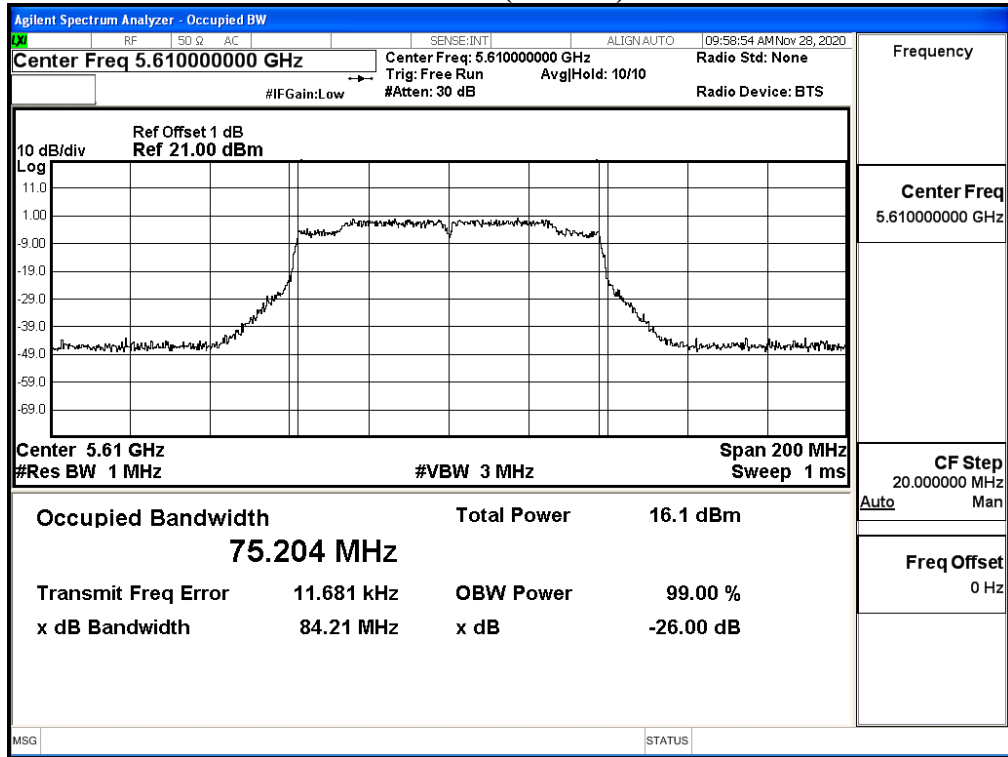
Channel 106 (Chain A)



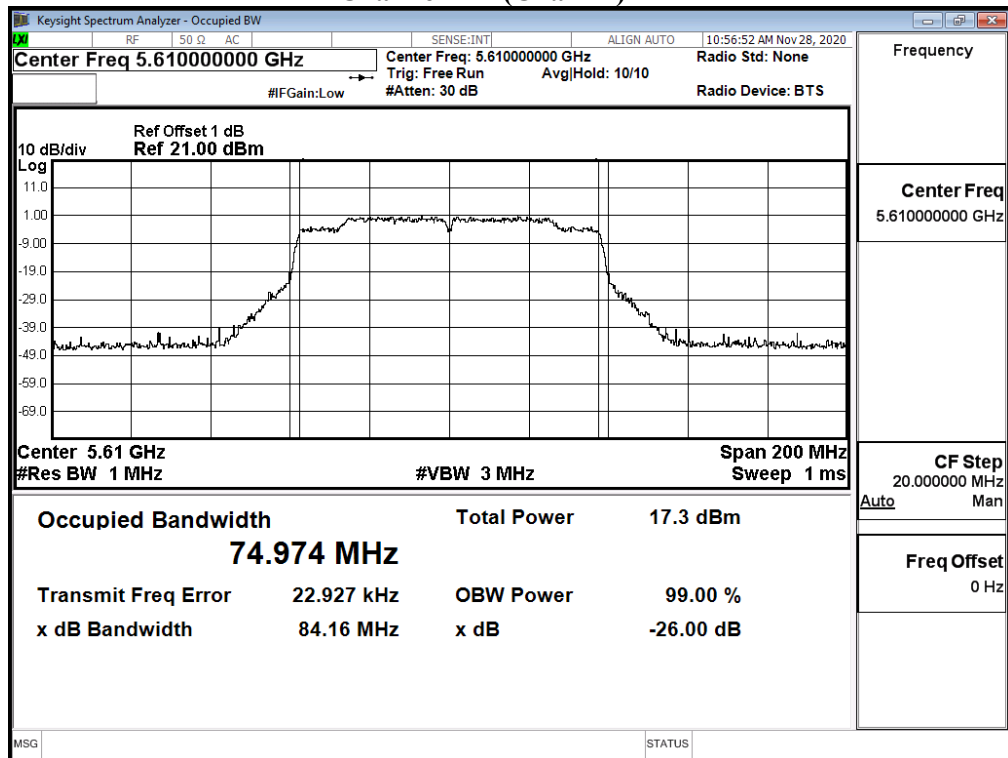
Channel 106 (Chain B)



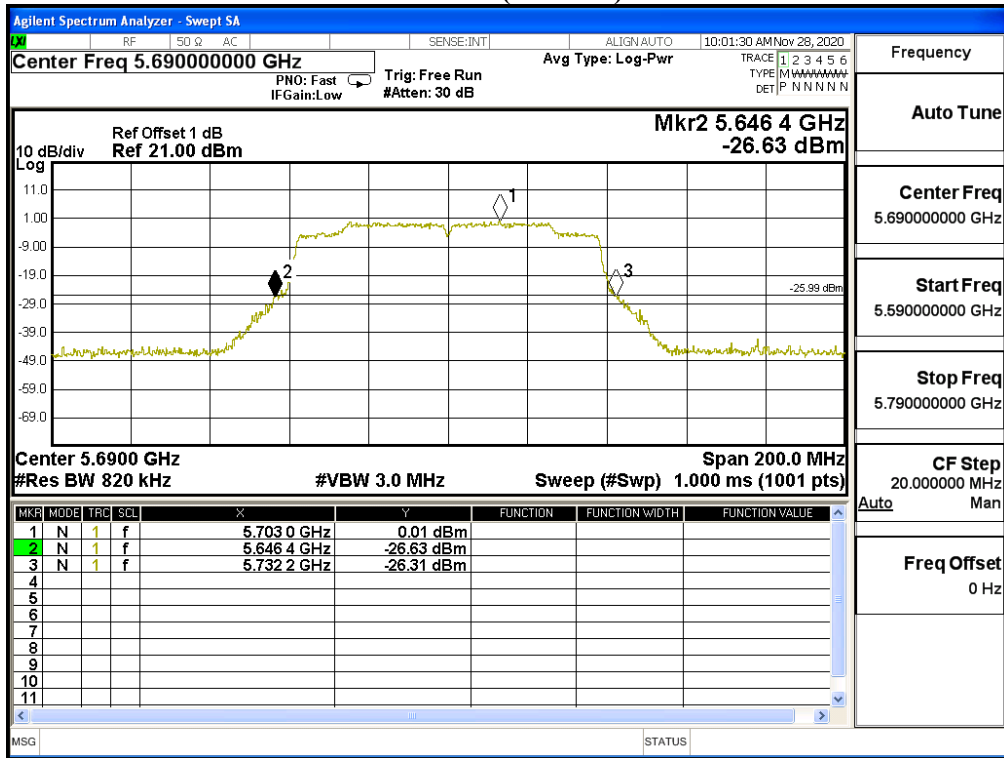
Channel 122 (Chain A)



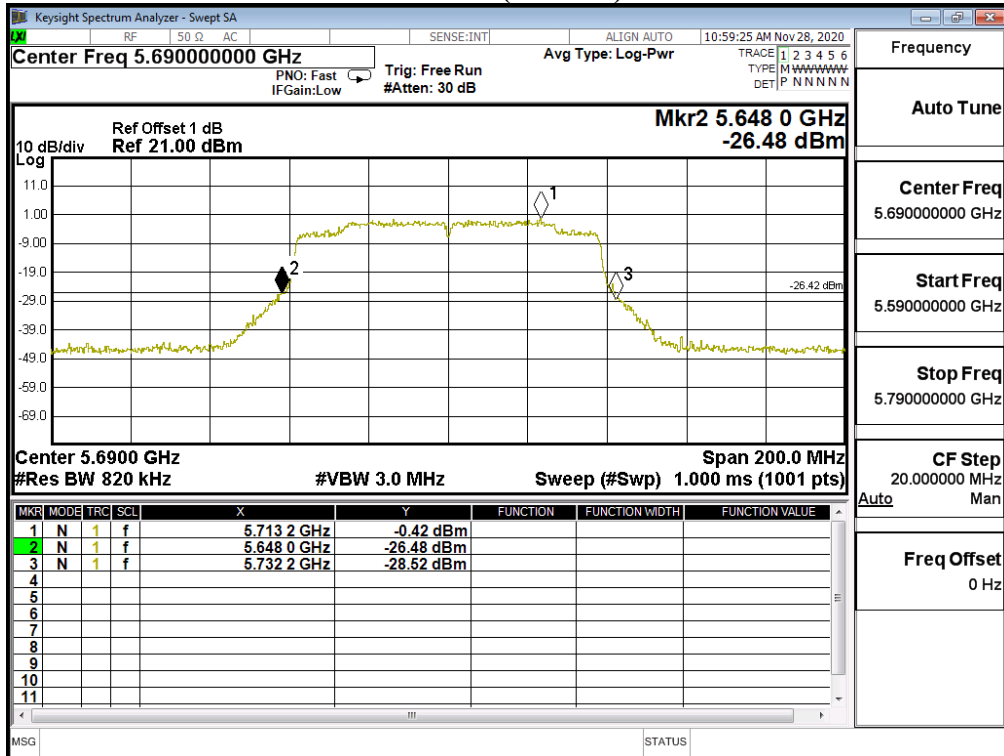
Channel 122 (Chain B)



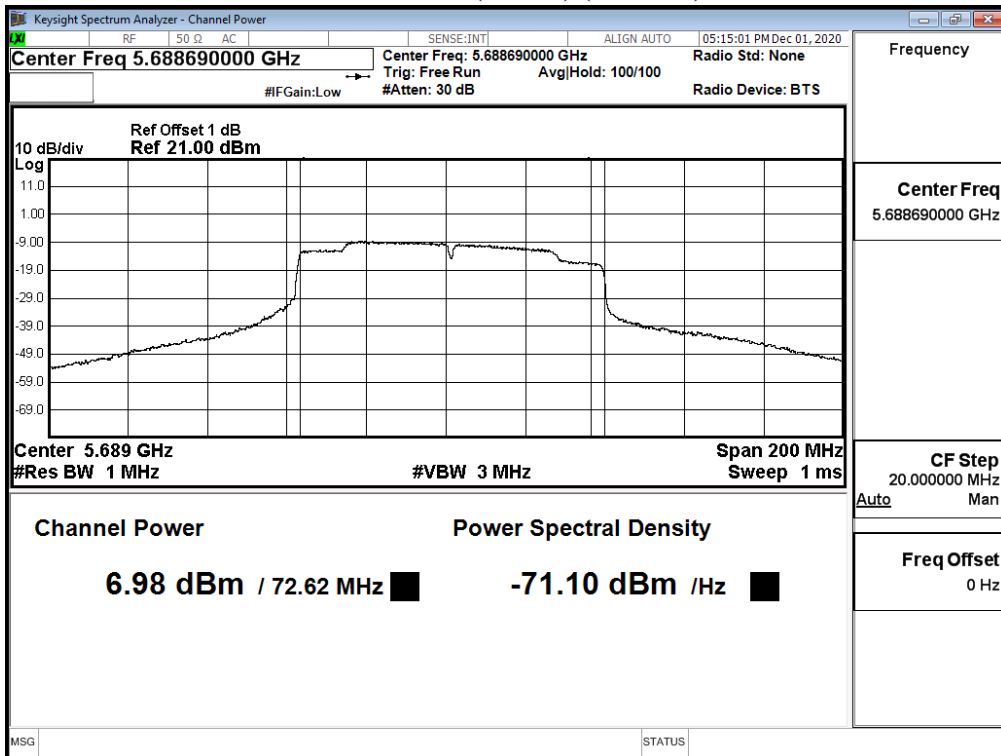
Channel 138 (Chain A)



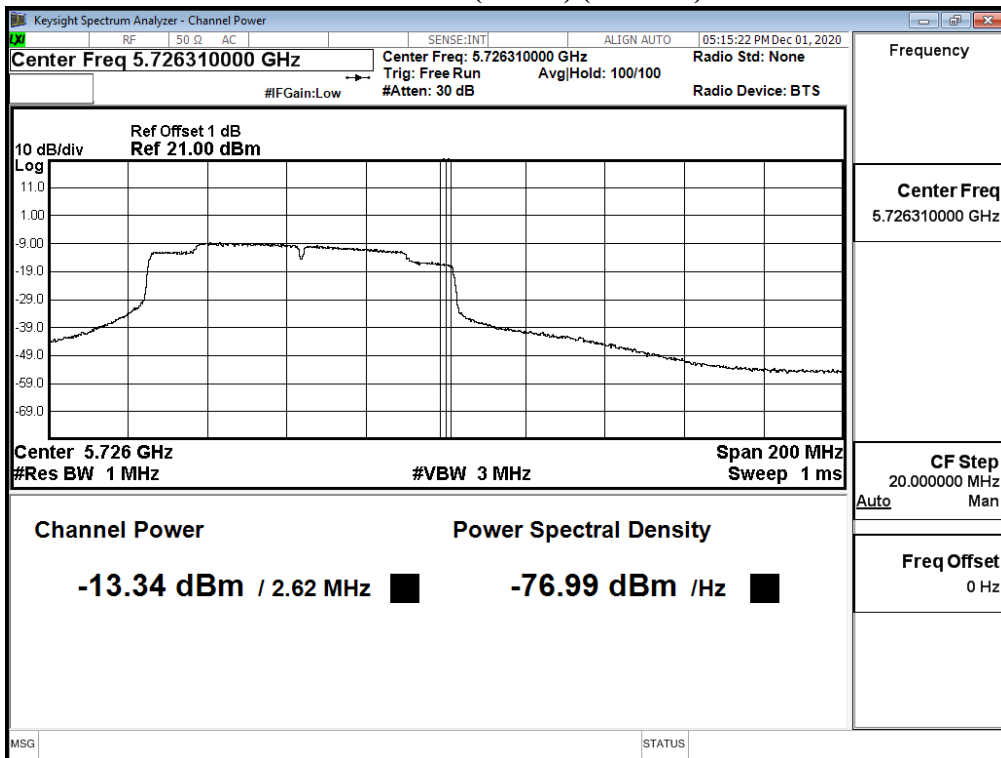
Channel 138 (Chain B)



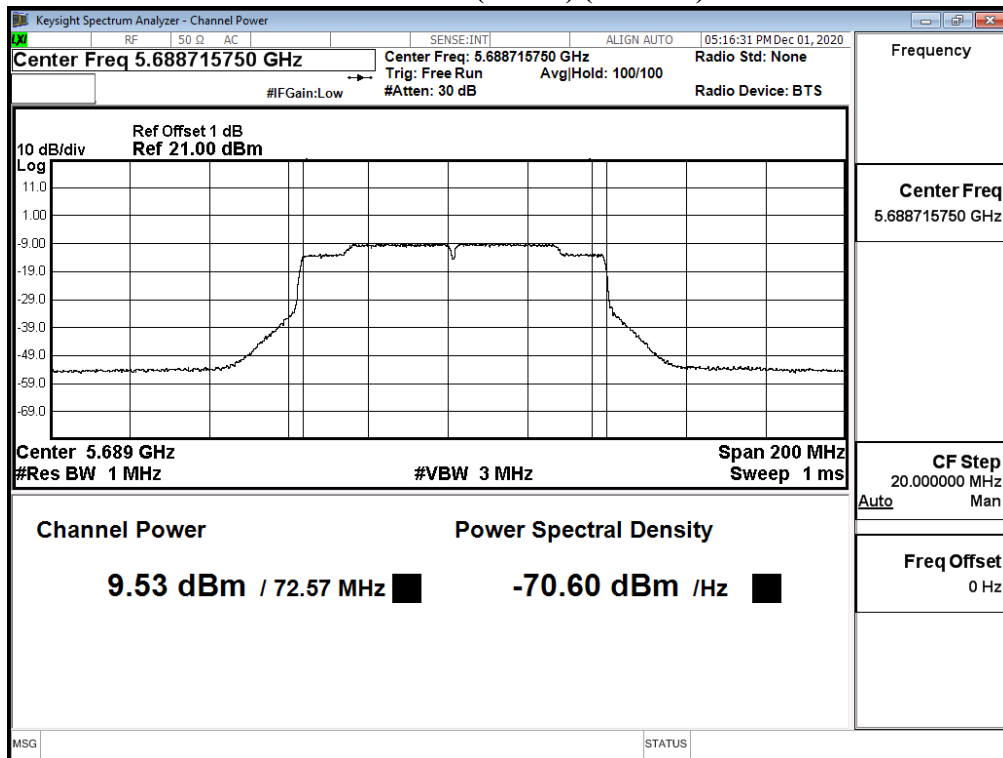
**Maximum conducted output power:
Channel 138 (Band3) (Chain A)**



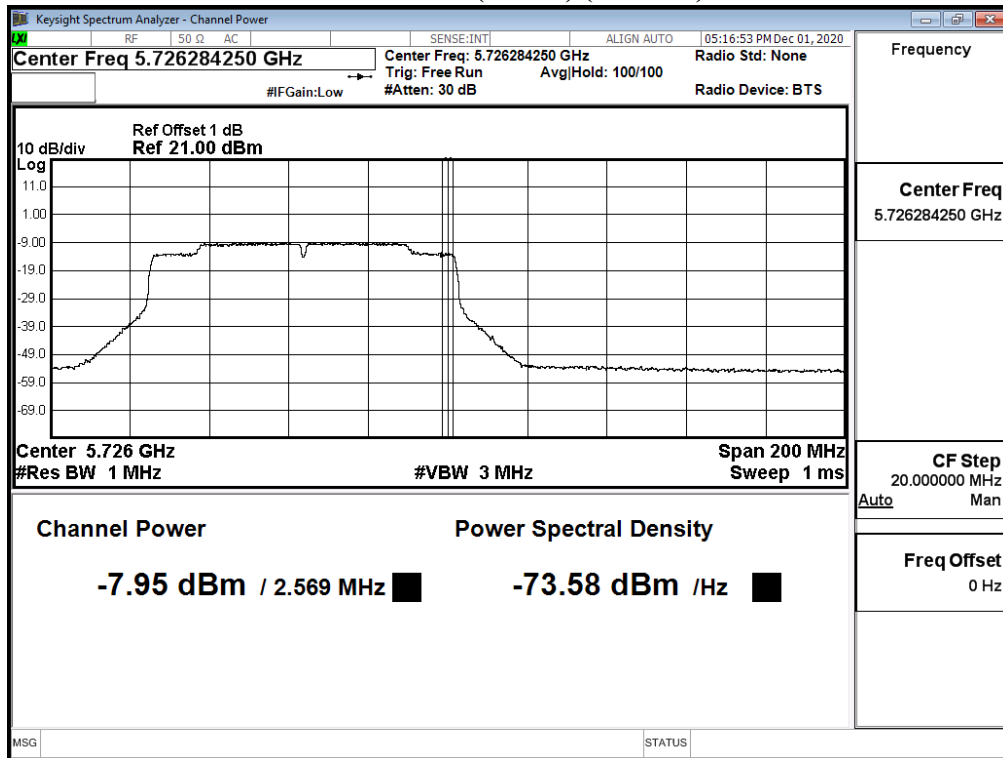
**Maximum conducted output power:
Channel 138 (Band4) (Chain A)**



**Maximum conducted output power:
Channel 138 (Band3) (Chain B)**



**Maximum conducted output power:
Channel 138 (Band4) (Chain B)**



Product : Notebook Computers
 Test Item : Maximum conducted output power
 Test Date : 2020/11/19
 Test Mode : Mode 22 MIMO: Transmit (802.11ac-160BW_130Mbps)

Chain A

Cable loss=1dB		Maximum conducted output power									
Channel No	Frequency (MHz)	Data Rate (Mbps)									
		VHT0	VHT1	VHT2	VHT3	VHT4	VHT5	VHT6	VHT7	VHT8	VHT9
50ac160(Band1)	5250	4.92	4.89	4.83	4.80	4.73	4.70	4.67	4.61	4.52	4.48
50ac160(Band2)	5250	4.45	4.41	4.36	4.31	4.25	4.19	4.10	4.00	3.92	3.82
114ac160	5570	7.09	6.99	6.94	6.86	6.76	6.70	6.63	6.55	6.51	6.42

Note: Maximum conducted output power Value =Reading value on Spectrum Analyzer + cable loss

Chain A

Cable loss=1dB		Maximum conducted output power									
Channel No	Frequency (MHz)	Data Rate (Mbps)									
		VHT0	VHT1	VHT2	VHT3	VHT4	VHT5	VHT6	VHT7	VHT8	VHT9
50ac160(Band1)	5250	7.42	7.34	7.26	7.23	7.20	7.14	7.06	7.01	6.91	6.83
50ac160(Band2)	5250	8.13	8.09	8.05	7.99	7.93	7.90	7.85	7.78	7.70	7.67
114ac160	5570	9.66	9.56	9.49	9.40	9.34	9.26	9.19	9.11	9.06	8.97

Note: Maximum conducted output power Value =Reading value on Spectrum Analyzer + cable loss

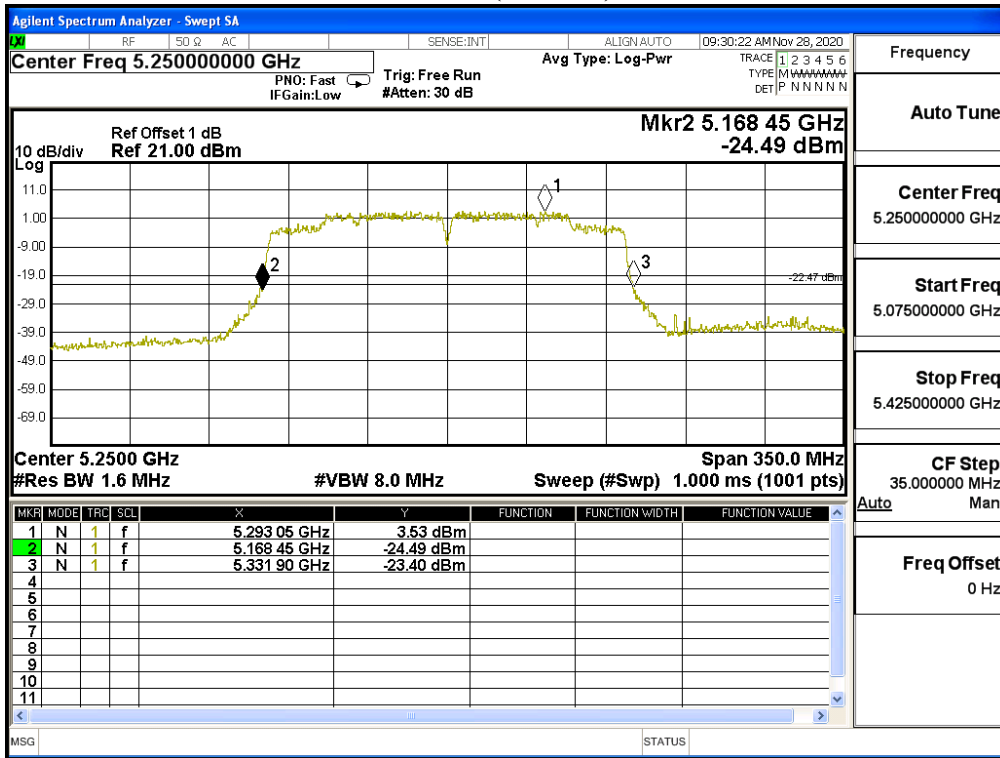
Maximum conducted output power Measurement:

Channel No	Frequency Range (MHz)	26dB Bandwidth (MHz)	Chain A Power (dBm)	Chain B Power (dBm)	Output Power (dBm)	Output Power Limit		Result
						(dBm)	dBm+10log(BW)	
50ac160(Band1)	5250	--	4.92	7.42	9.36	24	--	Pass
80ac160(Band2)	5250	81.550	4.45	8.13	9.68	24	30.11	Pass
114ac160	5570	163.700	7.09	9.66	11.57	24	33.14	Pass

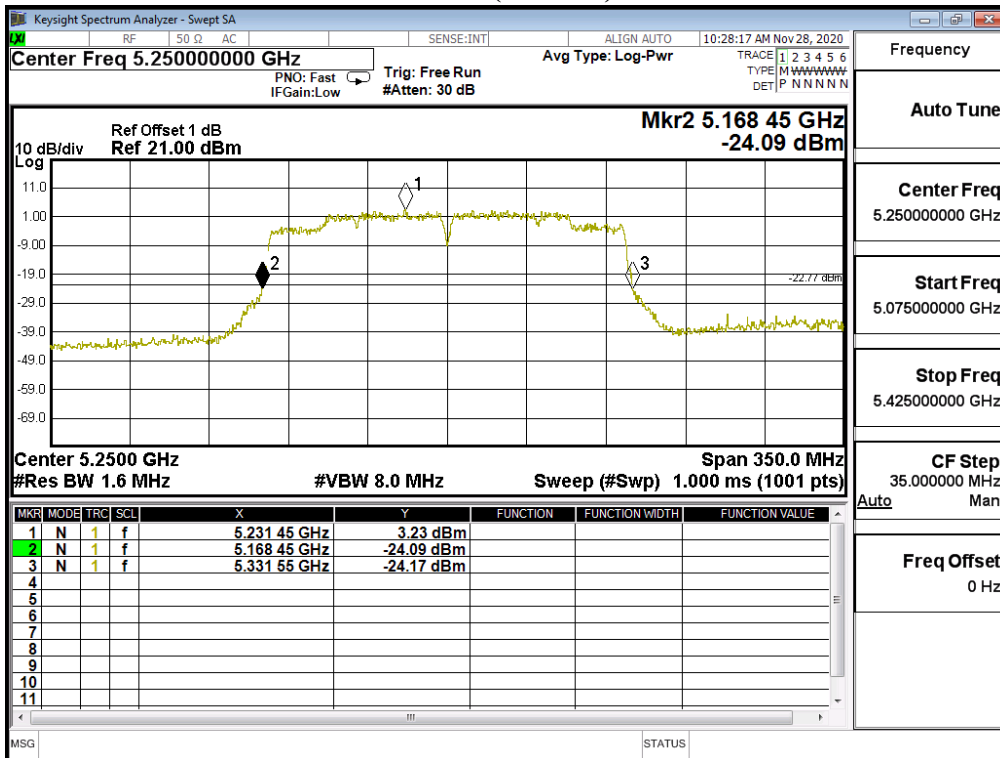
Note:

- Output Power (dBm) = 10LOG (Chain A Power (mW)+ Chain B Power (mW))
- 26dB Bandwidth is the bandwidth of chain A or chain B whichever is less bandwidth, output power limitation is more stringent.

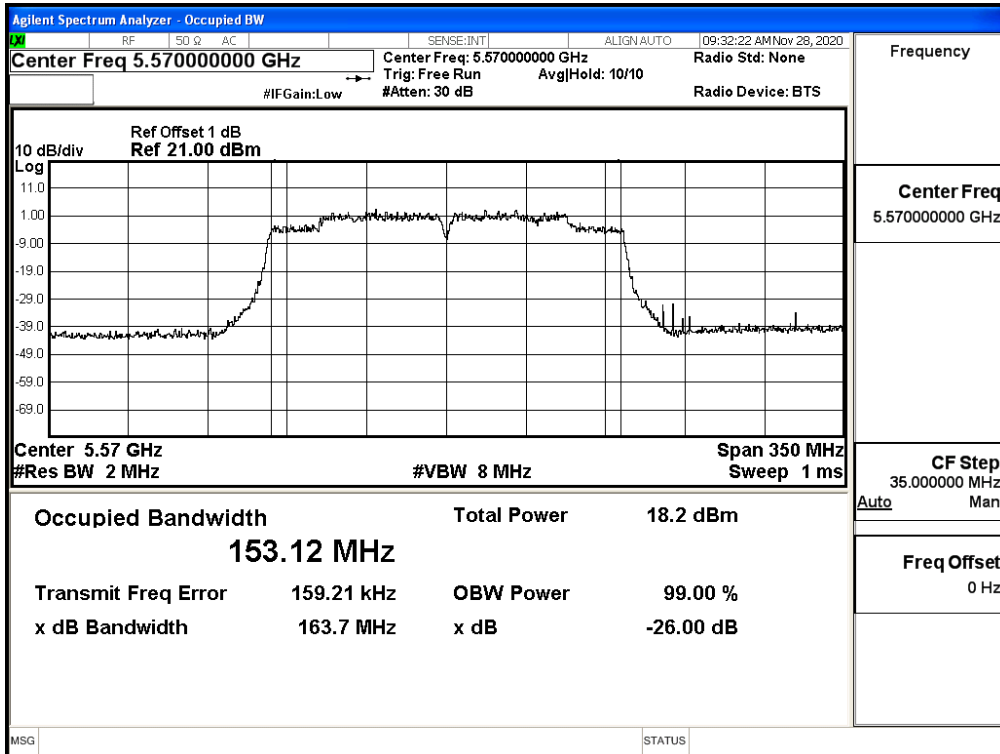
26dB Occupied Bandwidth: Channel 50 (Chain A)



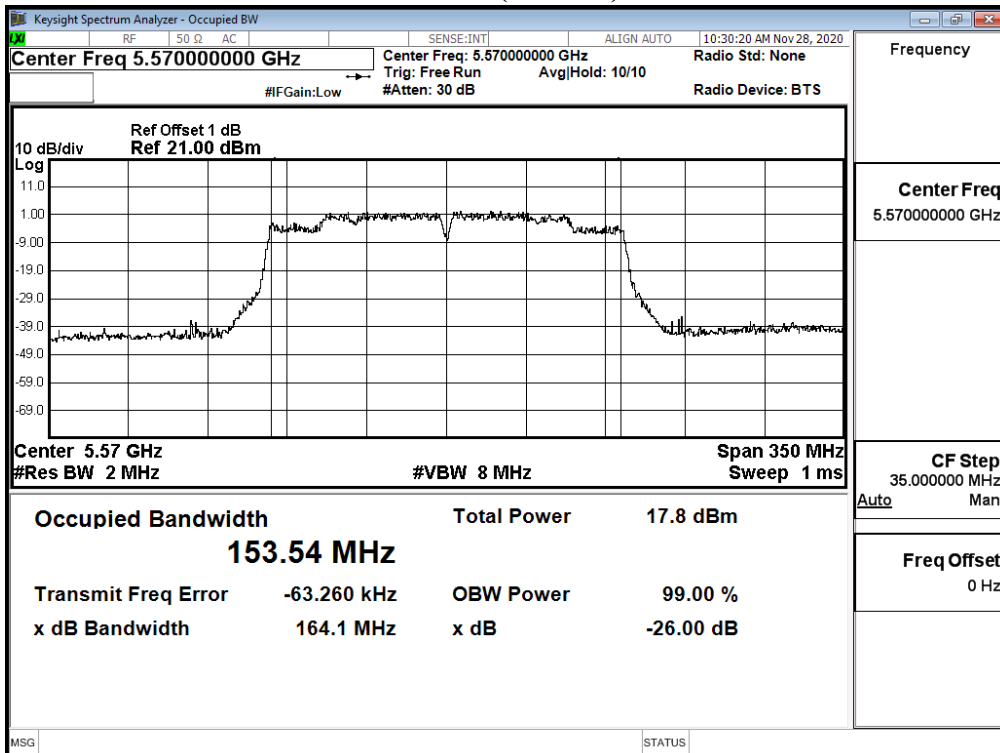
Channel 50 (Chain B)



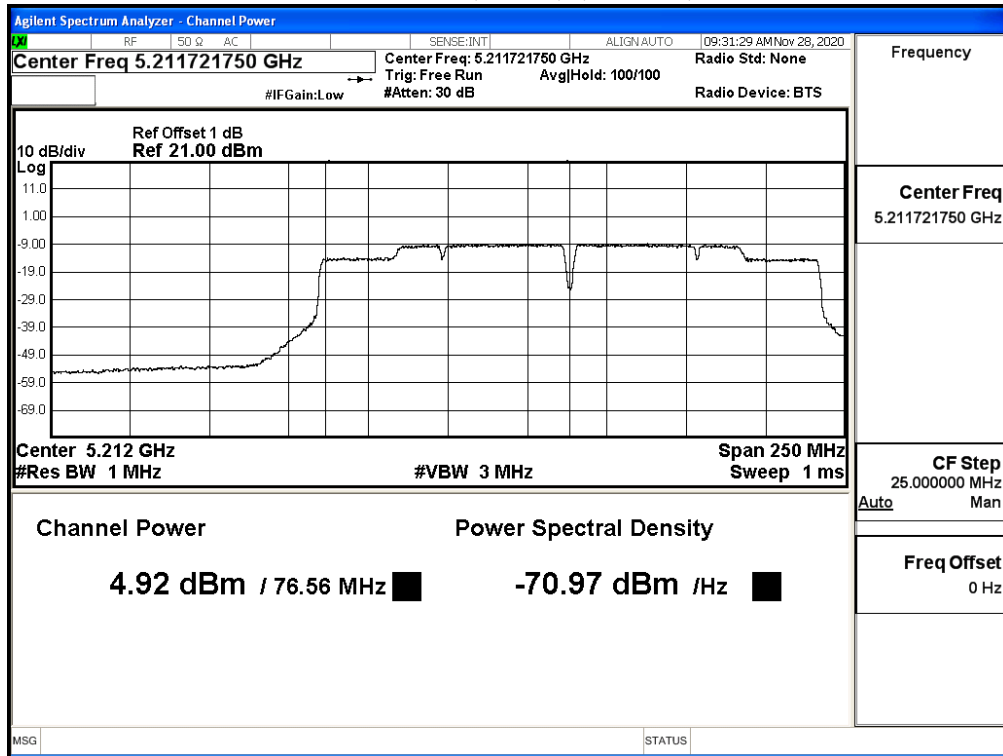
Channel 114 (Chain A)



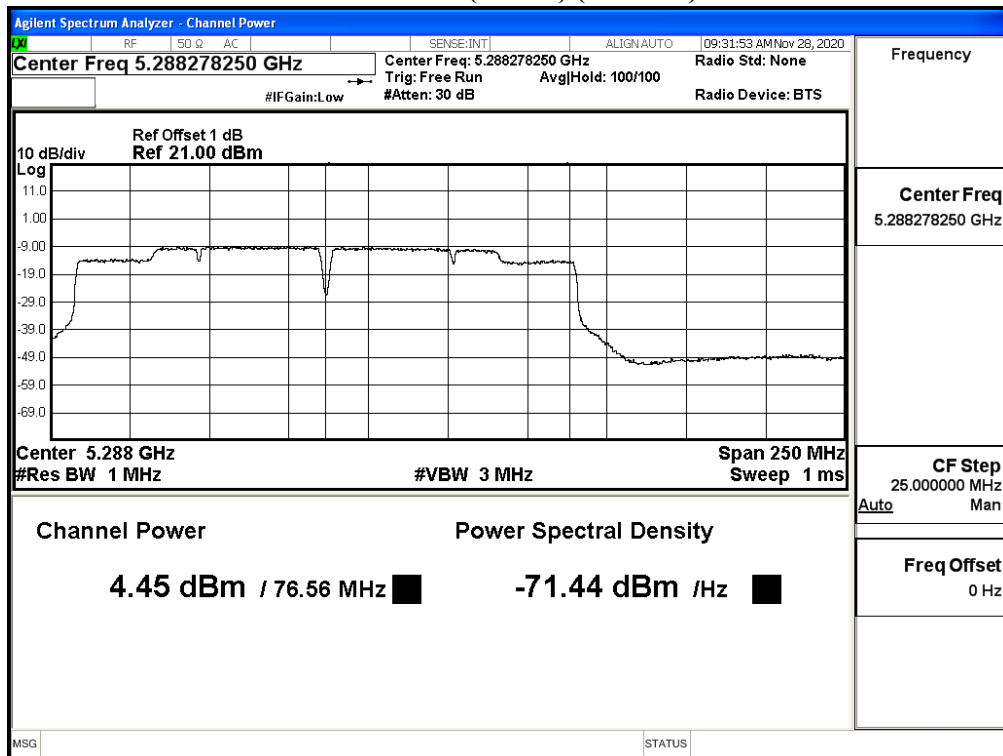
Channel 114 (Chain B)



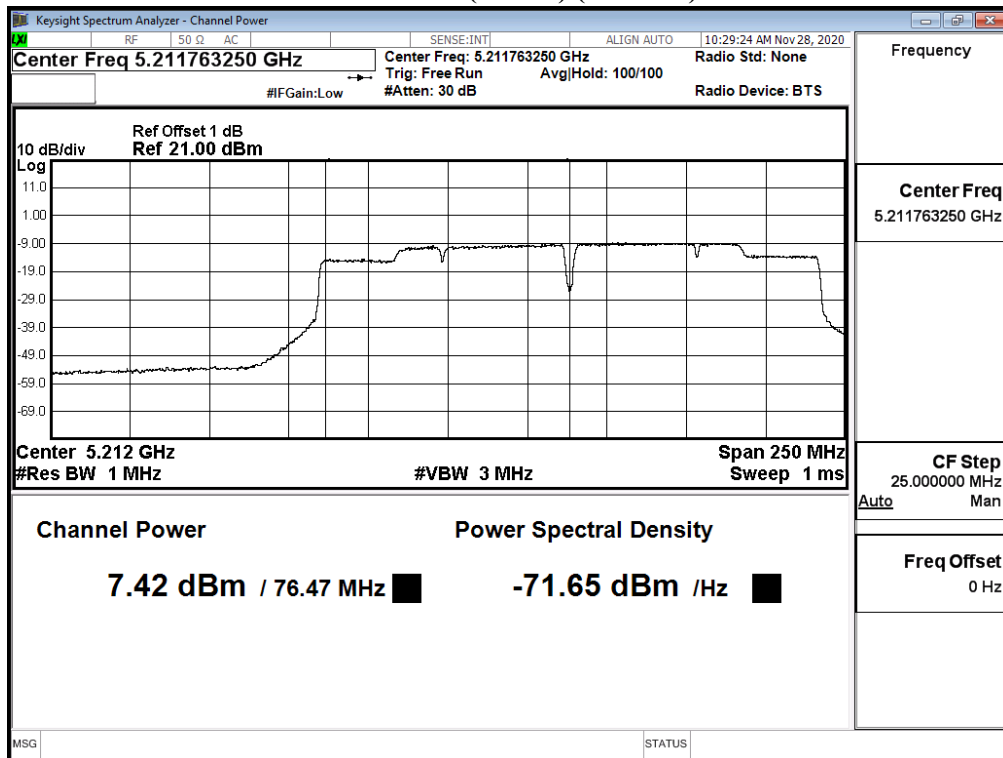
**Maximum conducted output power:
Channel 50 (Band1) (Chain A)**



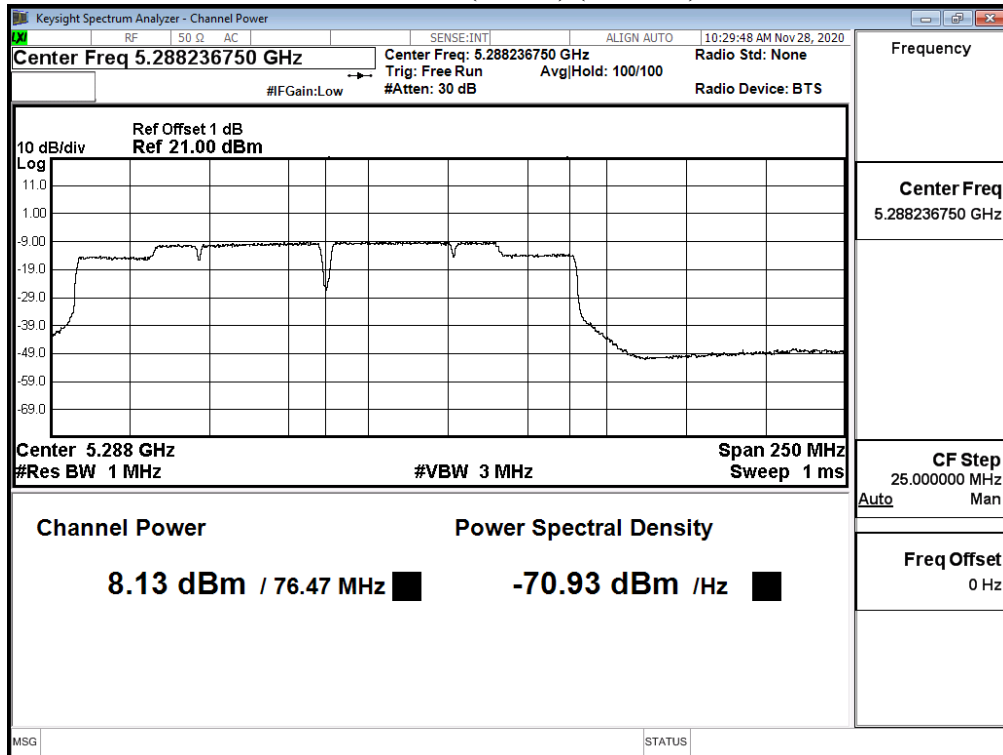
**Maximum conducted output power:
Channel 50 (Band2) (Chain A)**



**Maximum conducted output power:
Channel 50 (Band1) (Chain B)**



**Maximum conducted output power:
Channel 50 (Band2) (Chain B)**



Product : Notebook Computers
 Test Item : Maximum conducted output power
 Test Date : 2020/11/19
 Test Mode : Mode 23: MIMO: Transmit (802.11ax-20BW_17.2Mbps)

Chain A
RU config: Full

Cable loss=1dB		Maximum conducted output power											
Channel No.	Frequency (MHz)	Data Rate (Mbps)											
		MCS0	MCS1	MCS2	MCS3	MCS4	MCS5	MCS6	MCS7	MCS8	MCS9	MCS10	MCS11
		Measurement Level (dBm)											
36	5180	7.64	--	--	--	--	--	--	--	--	--	--	--
44	5220	7.71	7.62	7.59	7.52	7.47	7.42	7.39	7.31	7.21	7.12	7.02	6.92
48	5240	7.80	--	--	--	--	--	--	--	--	--	--	--
52	5260	7.70	--	--	--	--	--	--	--	--	--	--	--
60	5300	7.66	7.57	7.53	7.45	7.35	7.28	7.19	7.09	7.00	6.90	6.80	6.74
64	5320	7.60	--	--	--	--	--	--	--	--	--	--	--
100	5500	7.02	--	--	--	--	--	--	--	--	--	--	--
116	5580	7.08	6.99	6.95	6.88	6.80	6.75	6.72	6.62	6.54	6.44	6.34	6.31
140	5700	7.06	--	--	--	--	--	--	--	--	--	--	--
144(Band3)	5720	5.80	5.70	5.67	5.64	5.61	5.52	5.42	5.35	5.29	5.21	5.11	5.04
144(Band4)	5720	0.87	0.83	0.78	0.70	0.61	0.55	0.46	0.43	0.34	0.24	0.20	0.15
149	5745	10.71	--	--	--	--	--	--	--	--	--	--	--
157	5785	10.72	10.67	10.61	10.56	10.53	10.49	10.43	10.34	10.27	10.23	10.14	10.04
165	5825	10.76	--	--	--	--	--	--	--	--	--	--	--

Note: Maximum conducted output power Value =Reading value on average power meter + cable loss

Chain B
RU config: Full

Cable loss=1dB		Maximum conducted output power											
Channel No.	Frequency (MHz)	Data Rate (Mbps)											
		MCS0	MCS1	MCS2	MCS3	MCS4	MCS5	MCS6	MCS7	MCS8	MCS9	MCS10	MCS11
		Measurement Level (dBm)											
36	5180	10.66	--	--	--	--	--	--	--	--	--	--	--
44	5220	10.67	10.60	10.57	10.54	10.50	10.44	10.34	10.27	10.22	10.16	10.06	9.98
48	5240	10.61	--	--	--	--	--	--	--	--	--	--	--
52	5260	10.66	--	--	--	--	--	--	--	--	--	--	--
60	5300	10.74	10.65	10.57	10.54	10.47	10.37	10.34	10.24	10.19	10.09	10.04	9.98
64	5320	10.65	--	--	--	--	--	--	--	--	--	--	--
100	5500	9.64	--	--	--	--	--	--	--	--	--	--	--
116	5580	9.67	9.62	9.56	9.47	9.43	9.35	9.26	9.17	9.09	9.01	8.91	8.84
140	5700	9.55	--	--	--	--	--	--	--	--	--	--	--
144(Band3)	5720	8.50	8.45	8.41	8.33	8.25	8.19	8.16	8.13	8.10	8.06	8.02	7.94
144(Band4)	5720	3.33	3.29	3.26	3.21	3.18	3.13	3.07	3.02	2.98	2.93	2.86	2.76
149	5745	10.64	--	--	--	--	--	--	--	--	--	--	--
157	5785	10.68	10.59	10.52	10.44	10.34	10.29	10.22	10.15	10.08	10.02	9.95	9.89
165	5825	10.75	--	--	--	--	--	--	--	--	--	--	--

Note: Maximum conducted output power Value =Reading value on average power meter + cable loss

Maximum conducted output power Measurement:

Channel No	Frequency Range (MHz)	26dB Bandwidth (MHz)	Chain A Power (dBm)	Chain B Power (dBm)	Output Power (dBm)	Output Power Limit		Result
						(dBm)	dBm+10log(BW)	
36	5180	--	7.64	10.66	12.42	24	--	Pass
44	5220	--	7.71	10.67	12.45	24	--	Pass
48	5240	--	7.80	10.61	12.44	24	--	Pass
52	5260	23.880	7.70	10.66	12.44	24	24.78	Pass
60	5300	23.730	7.66	10.74	12.48	24	24.75	Pass
64	5320	23.210	7.60	10.65	12.40	24	24.66	Pass
100	5500	23.700	7.02	9.64	11.53	24	24.75	Pass
116	5580	23.270	7.08	9.67	11.58	24	24.67	Pass
140	5700	23.680	7.06	9.55	11.49	24	24.74	Pass
144(Band3)	5720	16.750	5.80	8.50	10.37	24	23.24	Pass
144(Band4)	5720	--	0.87	3.33	5.28	30	--	Pass
149	5745	--	10.71	10.64	13.69	30	--	Pass
157	5785	--	10.72	10.68	13.71	30	--	Pass
165	5825	--	10.76	10.75	13.77	30	--	Pass

Note:

1. Output Power (dBm) = 10LOG (Chain A Power (mW)+ Chain B Power (mW))
2. 26dB Bandwidth is the bandwidth of chain A or chain B whichever is less bandwidth, output power limitation is more stringent.

Chain A
RU config: Other

Channel No / Frequency (MHz)	RU setting	Average Power Output (dBm)													Required Lim
		Data Rate (Mbps)													
		MCS0	MCS1	MCS2	MCS3	MCS4	MCS5	MCS6	MCS7	MCS8	MCS9	MCS10	MCS11		
36/5180	26/0	7.75	--	--	--	--	--	--	--	--	--	--	--	--	<24dBm
	52/37	7.74	7.71	7.66	7.61	7.56	7.50	7.42	7.33	7.27	7.17	7.12	7.02	<24dBm	
	106/53	7.78	--	--	--	--	--	--	--	--	--	--	--	<24dBm	
64/5320	26/8	7.64	--	--	--	--	--	--	--	--	--	--	--	<24dBm	
	52/40	7.69	7.59	7.56	7.51	7.47	7.42	7.39	7.36	7.26	7.17	7.08	7.02	<24dBm	
	106/54	7.71	--	--	--	--	--	--	--	--	--	--	--	<24dBm	
100/5500	26/0	7.05	--	--	--	--	--	--	--	--	--	--	--	<24dBm	
	52/37	7.24	7.18	7.14	7.07	7.04	6.97	6.94	6.88	6.83	6.79	6.70	6.61	<24dBm	
	106/53	7.02	--	--	--	--	--	--	--	--	--	--	--	<24dBm	
140/5700	26/8	7.05	--	--	--	--	--	--	--	--	--	--	--	<24dBm	
	52/40	7.11	7.05	6.99	6.89	6.79	6.70	6.62	6.54	6.46	6.37	6.32	6.24	<24dBm	
	106/54	7.03	--	--	--	--	--	--	--	--	--	--	--	<24dBm	
149/5745	26/0	10.71	--	--	--	--	--	--	--	--	--	--	--	<30dBm	
	52/37	10.77	10.70	10.61	10.58	10.54	10.51	10.41	10.31	10.22	10.19	10.13	10.06	<30dBm	
	106/53	10.74	--	--	--	--	--	--	--	--	--	--	--	<30dBm	

Chain B
RU config: Other

Channel No / Frequency (MHz)	RU setting	Average Power Output (dBm)													Required Lim
		Data Rate (Mbps)													
		MCS0	MCS1	MCS2	MCS3	MCS4	MCS5	MCS6	MCS7	MCS8	MCS9	MCS10	MCS11		
36/5180	26/0	10.75	--	--	--	--	--	--	--	--	--	--	--	--	<24dBm
	52/37	10.72	10.65	10.61	10.54	10.44	10.39	10.34	10.25	10.16	10.07	10.03	10.00	<24dBm	
	106/53	10.69	--	--	--	--	--	--	--	--	--	--	--	<24dBm	
64/5320	26/8	10.79	--	--	--	--	--	--	--	--	--	--	--	<24dBm	
	52/40	10.88	10.79	10.76	10.66	10.58	10.49	10.41	10.32	10.22	10.12	10.09	10.00	<24dBm	
	106/54	10.77	--	--	--	--	--	--	--	--	--	--	--	<24dBm	
100/5500	26/0	9.52	--	--	--	--	--	--	--	--	--	--	--	<24dBm	
	52/37	9.87	9.83	9.74	9.69	9.66	9.61	9.55	9.45	9.38	9.29	9.21	9.13	<24dBm	
	106/53	9.73	--	--	--	--	--	--	--	--	--	--	--	<24dBm	
140/5700	26/8	9.70	--	--	--	--	--	--	--	--	--	--	--	<24dBm	
	52/40	9.68	9.65	9.62	9.56	9.47	9.39	9.34	9.25	9.20	9.15	9.10	9.05	<24dBm	
	106/54	9.59	--	--	--	--	--	--	--	--	--	--	--	<24dBm	
149/5745	26/0	10.64	--	--	--	--	--	--	--	--	--	--	--	<30dBm	
	52/37	10.61	10.51	10.43	10.39	10.32	10.22	10.15	10.05	9.98	9.90	9.84	9.75	<30dBm	
	106/53	10.68	--	--	--	--	--	--	--	--	--	--	--	<30dBm	

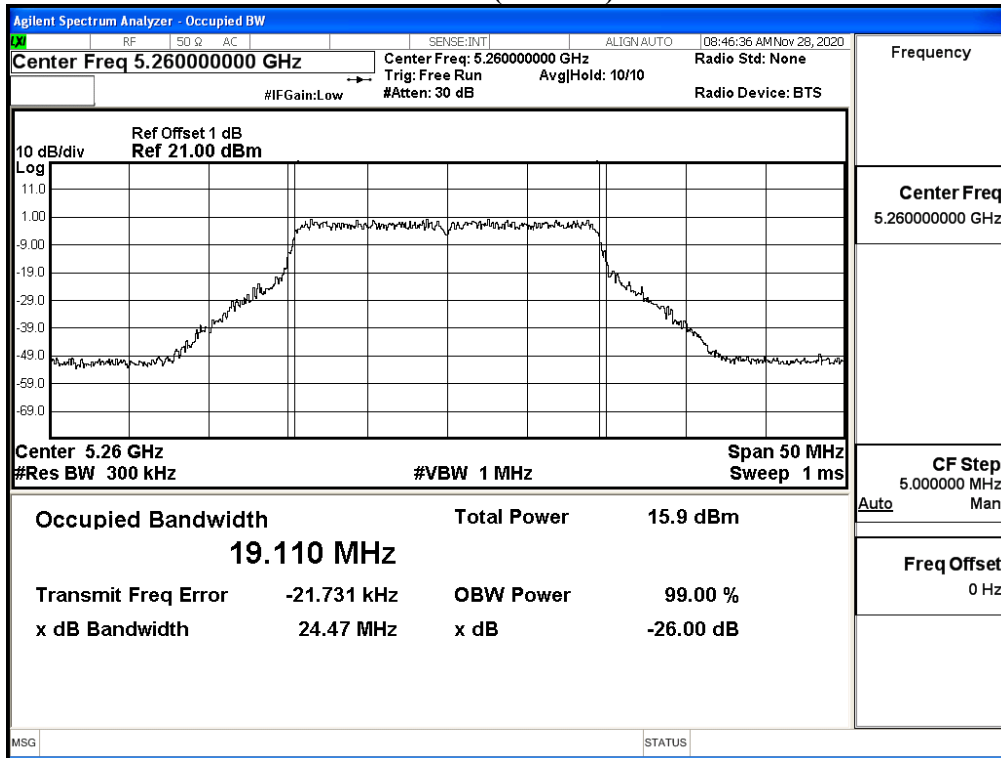
Maximum conducted output power Measurement:

Channel No / Frequency Range	RU setting	26dB Bandwidth	Chain A Power	Chain B Power	Output Power Limit	Output power limit		Result
		(MHz)	(dBm)	(dBm)	(dBm)	(dBm)	dBm+10log (BW)	
36/5180	26/0	--	7.75	10.75	12.51	24	--	Pass
	52/37	--	7.74	10.72	12.49	24	--	Pass
	106/53	--	7.78	10.69	12.48	24	--	Pass
64/5320	26/8	20.390	7.64	10.79	12.50	24	24.09	Pass
	52/40	22.000	7.69	10.88	12.58	24	24.42	Pass
	106/54	20.480	7.71	10.77	12.51	24	24.11	Pass
100/5500	26/0	20.610	7.05	9.52	11.47	24	24.14	Pass
	52/37	20.430	7.24	9.87	11.76	24	24.10	Pass
	106/53	21.120	7.02	9.73	11.59	24	24.25	Pass
140/5700	26/8	20.470	7.05	9.70	11.58	24	24.11	Pass
	52/40	20.090	7.11	9.68	11.59	30	24.03	Pass
	106/54	20.220	7.03	9.59	11.51	30	24.06	Pass
149/5745	26/0	--	10.71	10.64	13.69	30	--	Pass
	52/37	--	10.77	10.61	13.70	30	--	Pass
	106/53	--	10.74	10.68	13.72	30	--	Pass

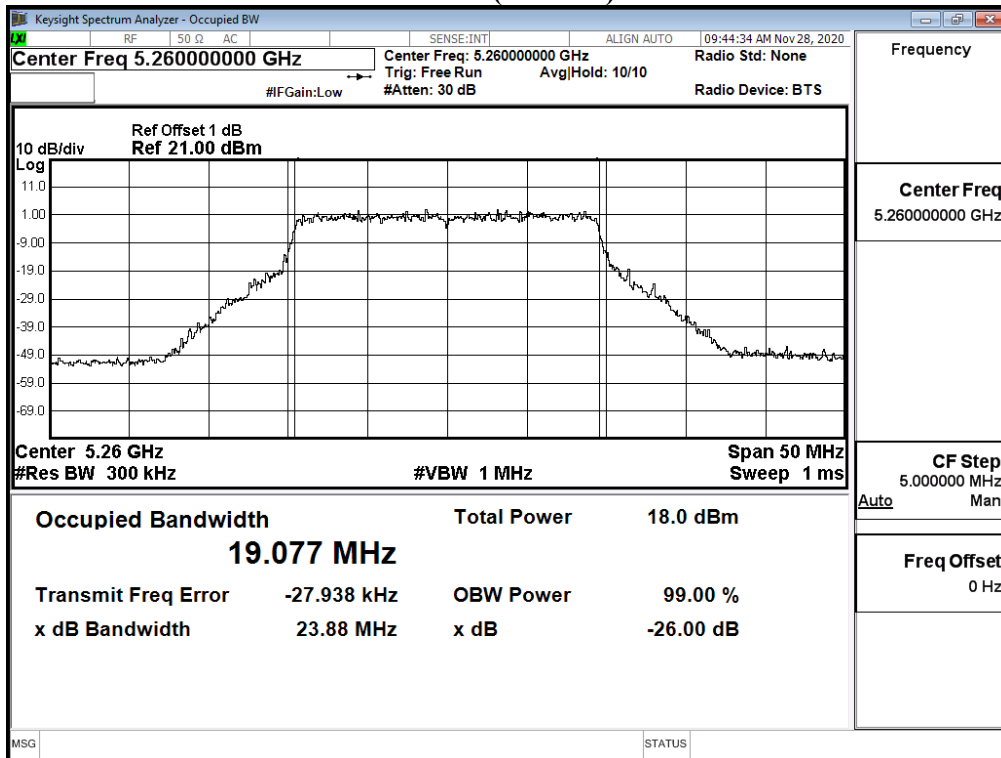
Note:

1. Output Power (dBm) = 10LOG (Chain A Power (mW)+ Chain B Power (mW))
2. 26dB Bandwidth is the bandwidth of chain A or chain B whichever is less bandwidth, output power limitation is more stringent.

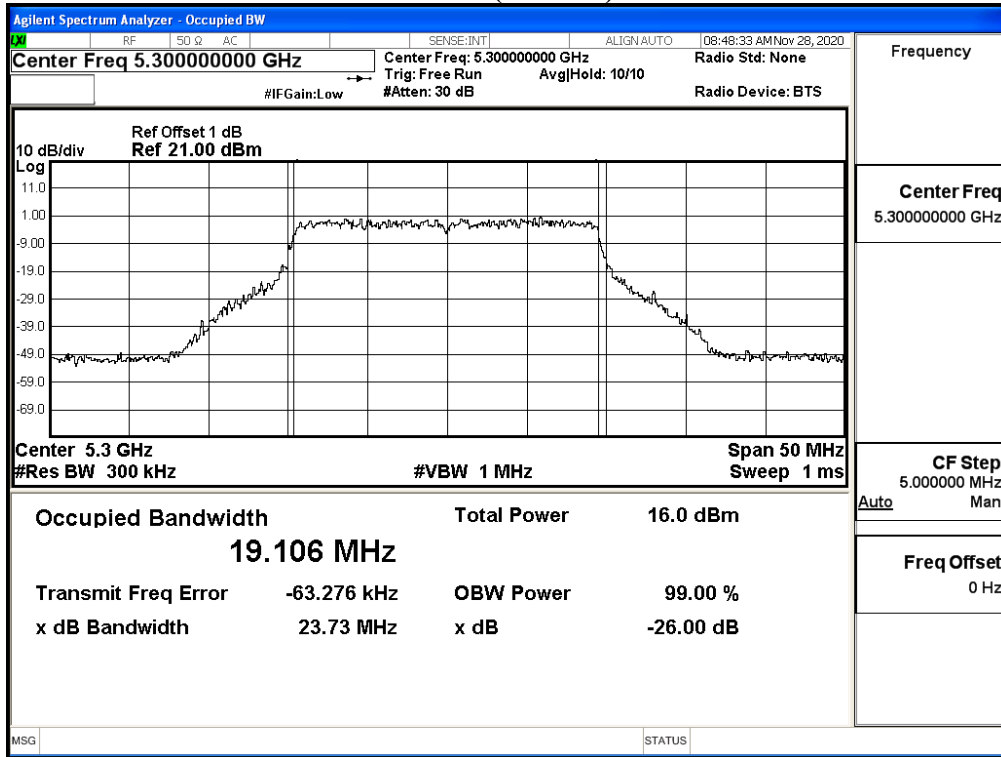
RU config: Full
26dB Occupied Bandwidth:
Channel 52 (Chain A)



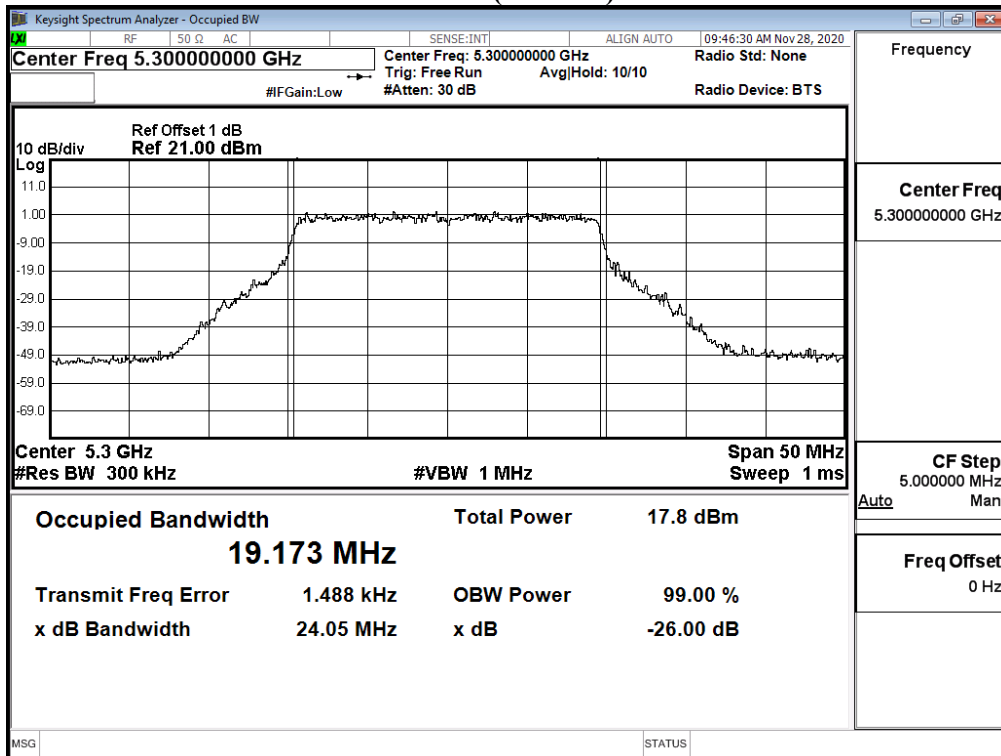
Channel 52 (Chain B)



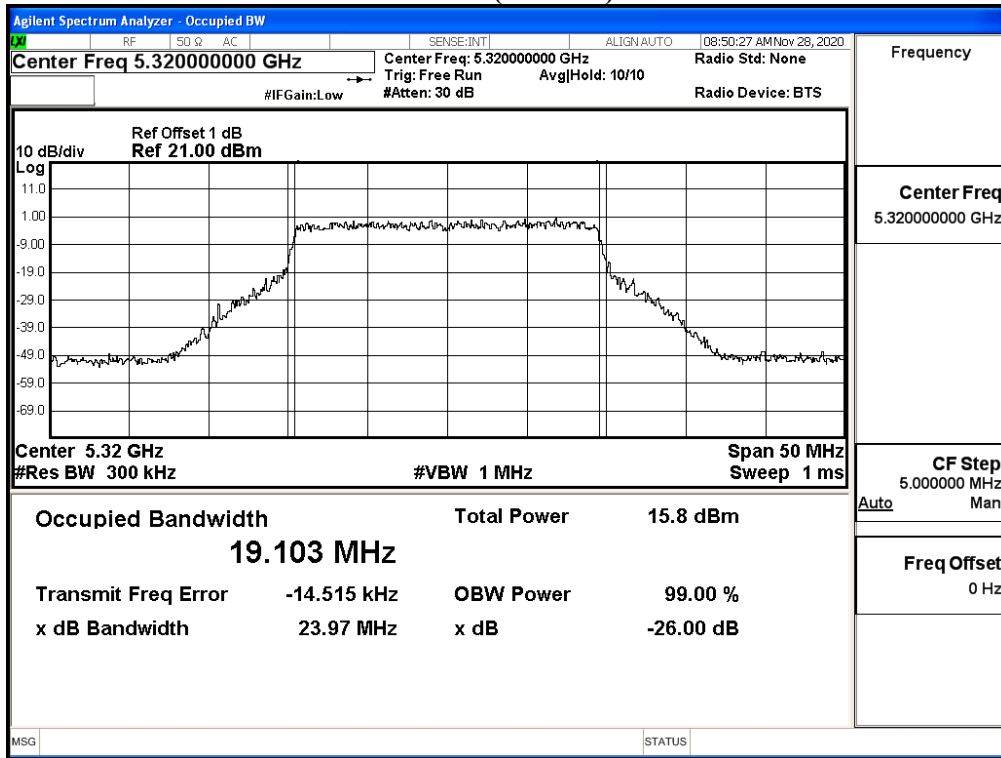
Channel 60 (Chain A)



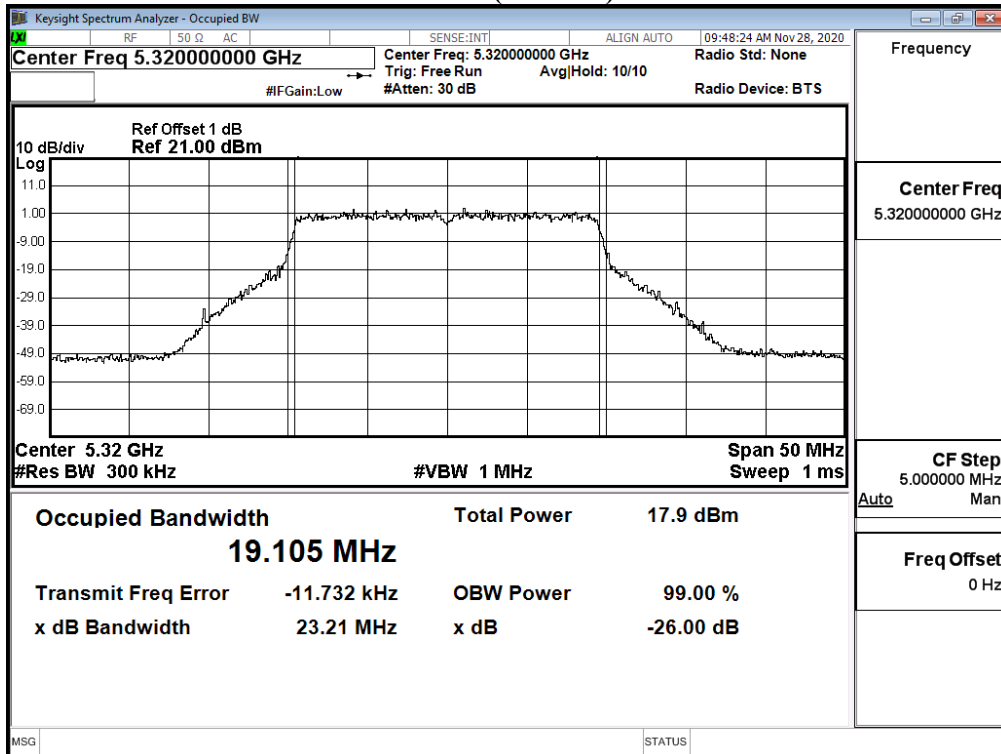
Channel 60 (Chain B)



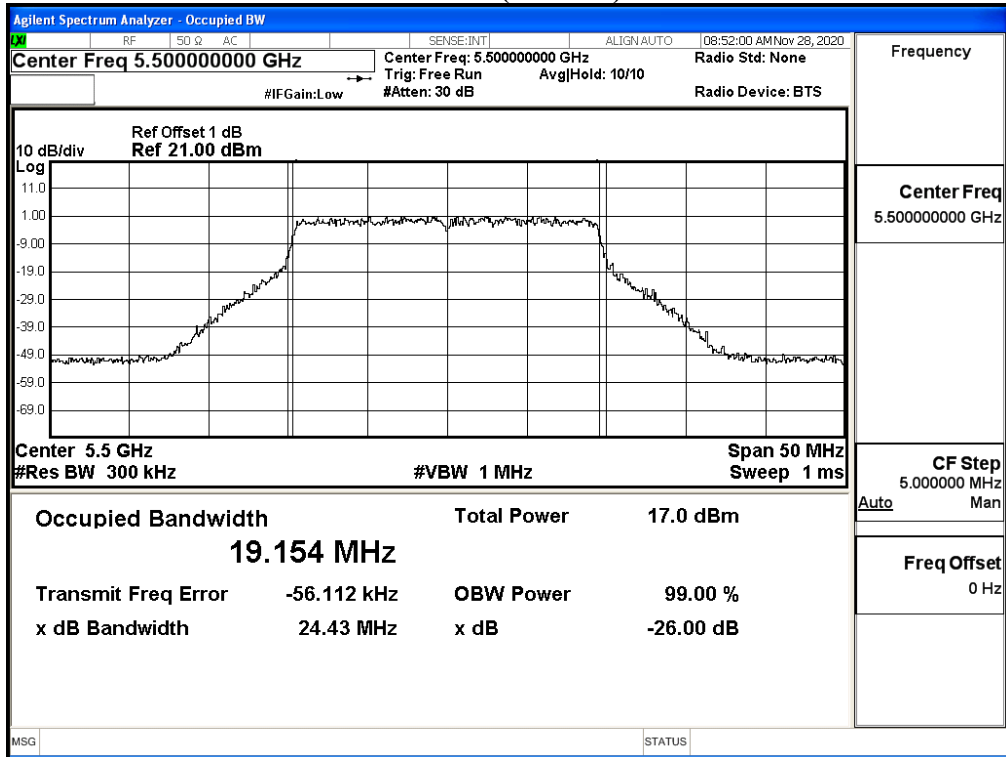
Channel 64 (Chain A)



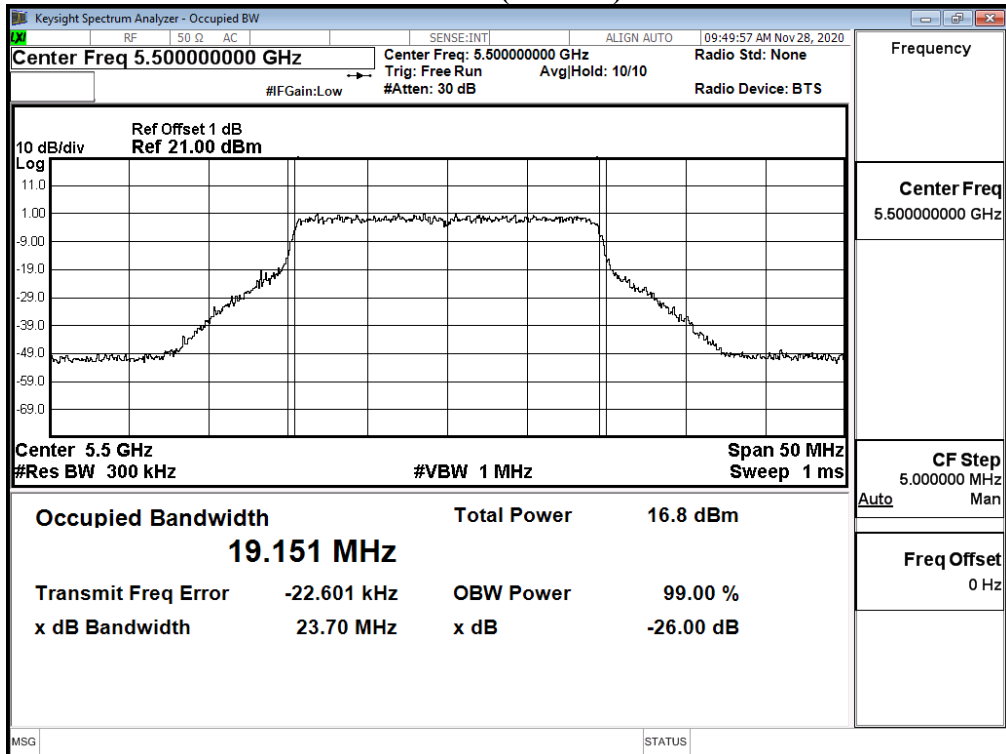
Channel 64 (Chain B)



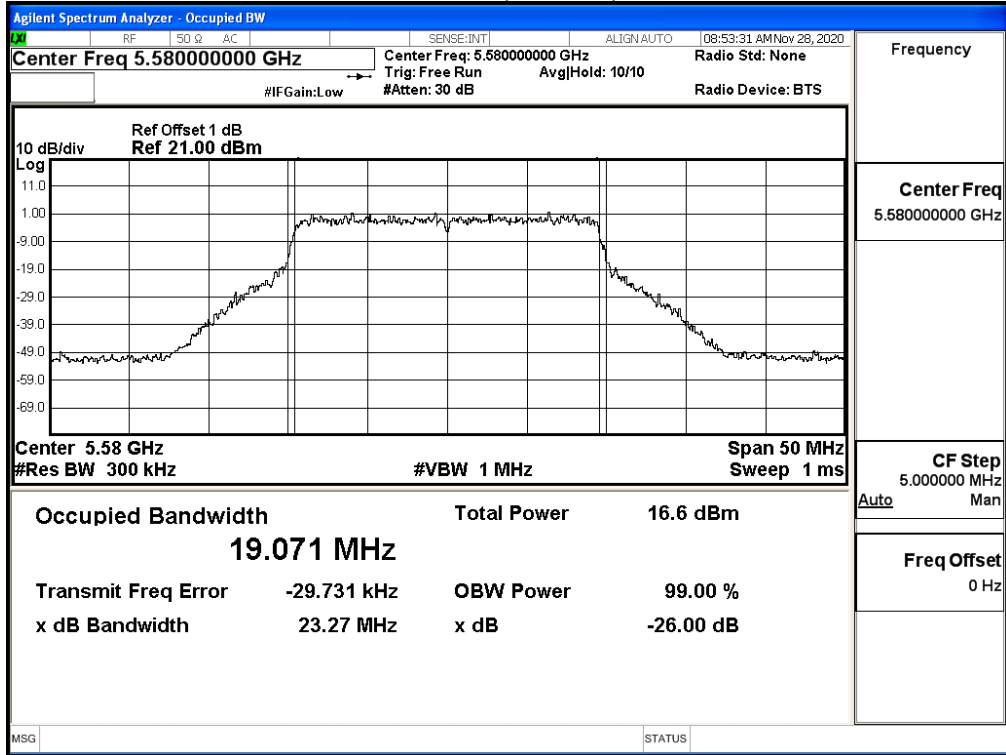
Channel 100 (Chain A)



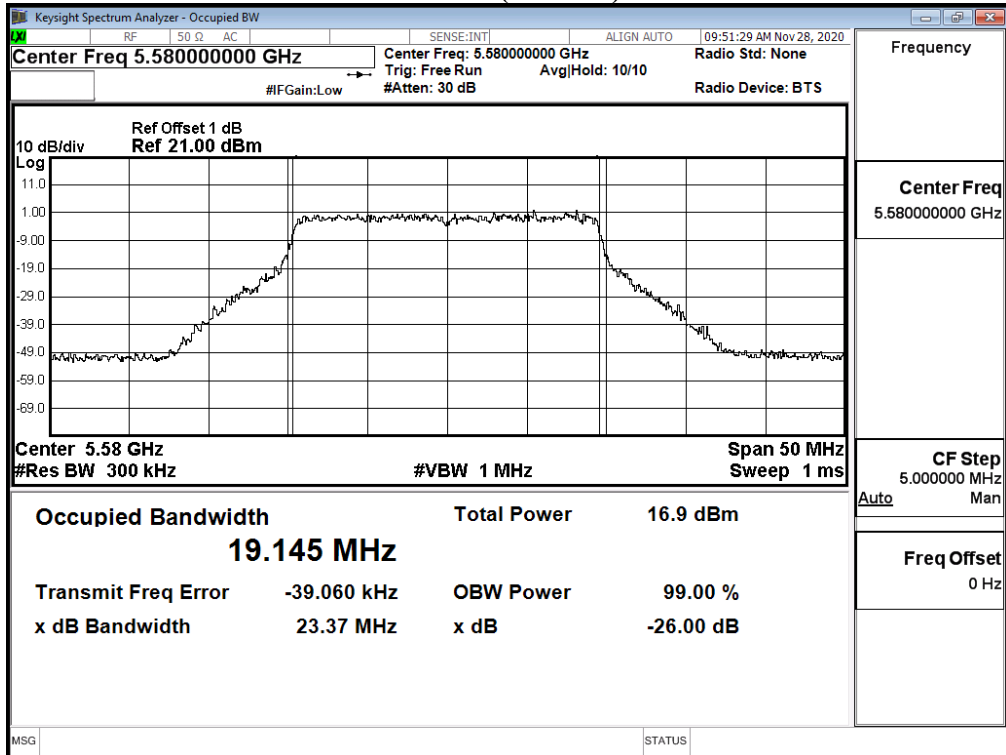
Channel 100 (Chain B)



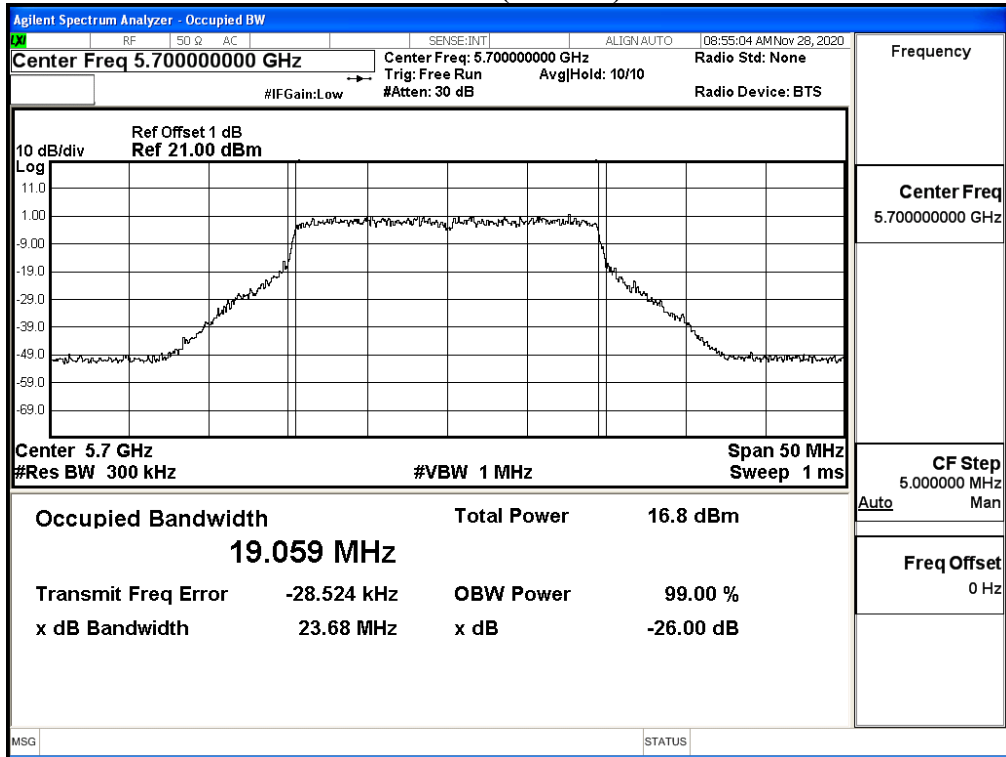
Channel 116 (Chain A)



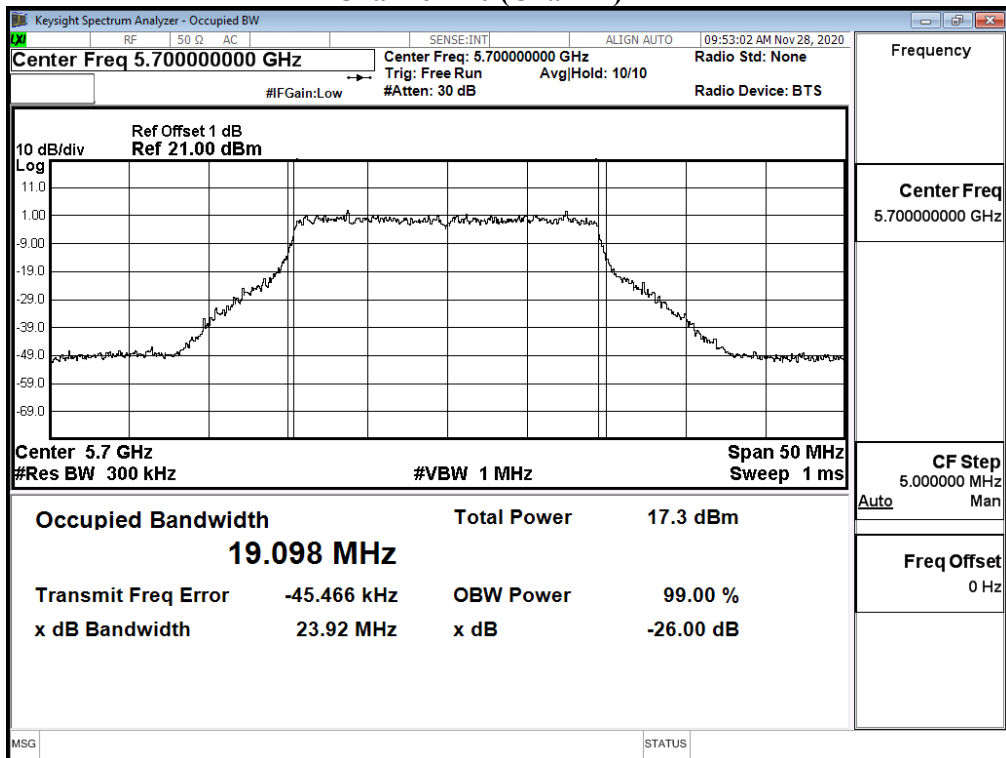
Channel 116 (Chain B)



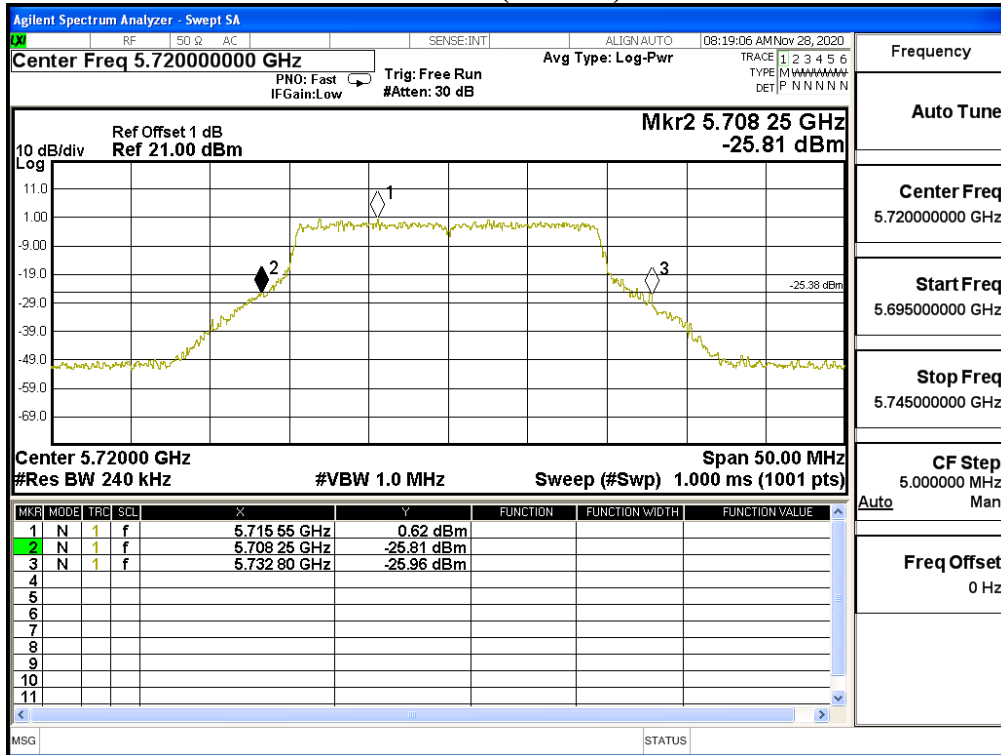
Channel 140 (Chain A)



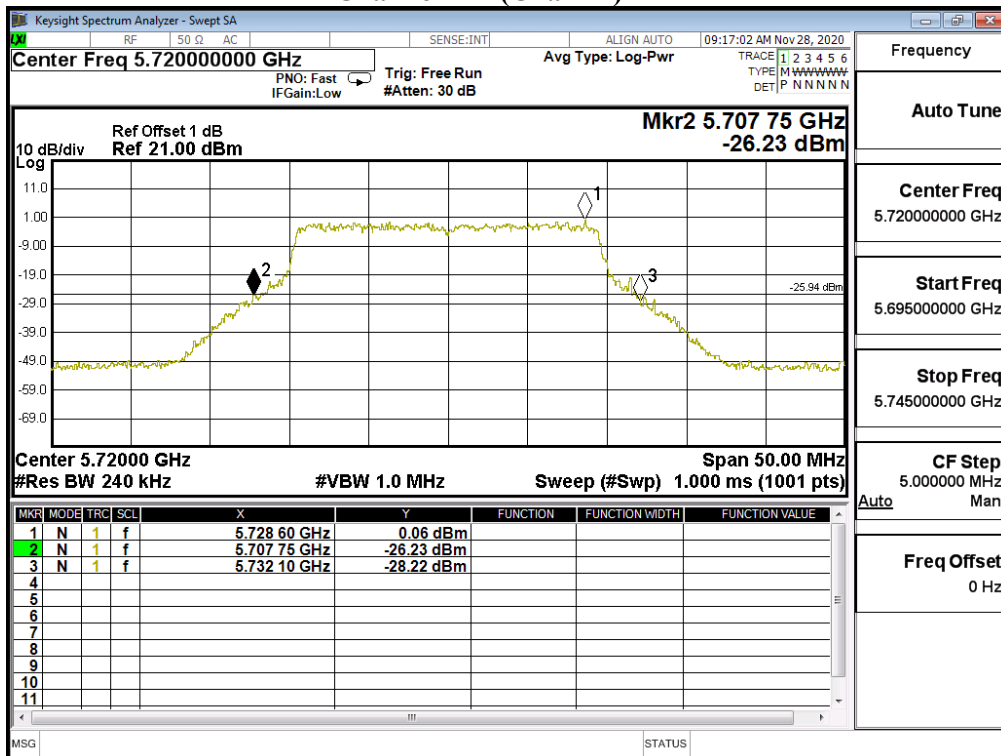
Channel 140 (Chain B)



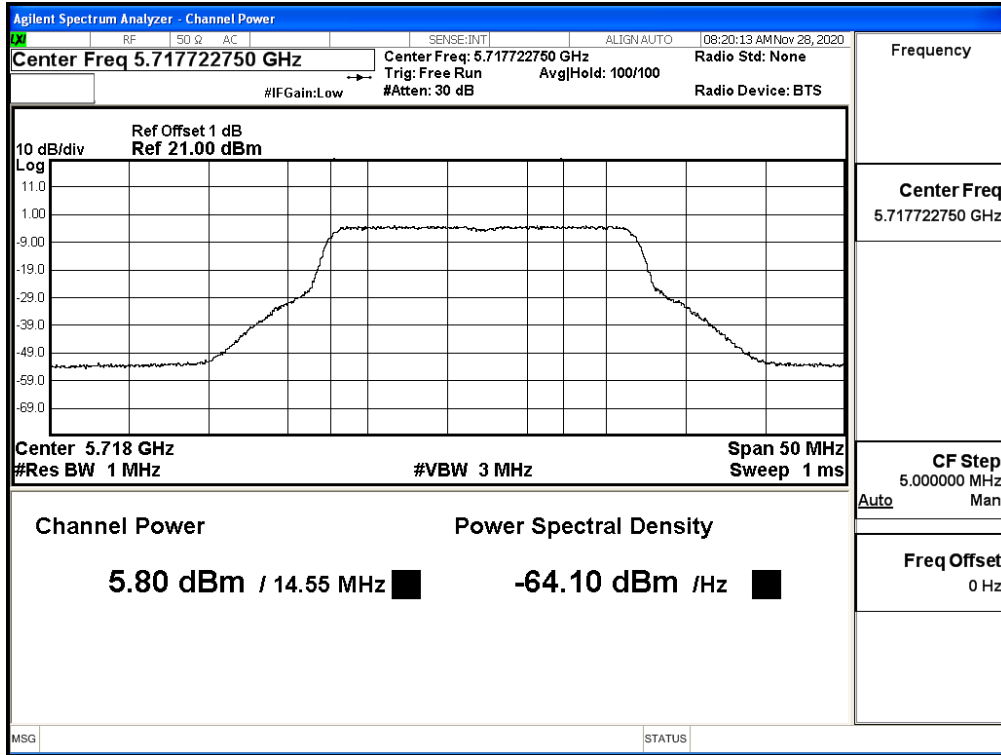
Channel 144 (Chain A)



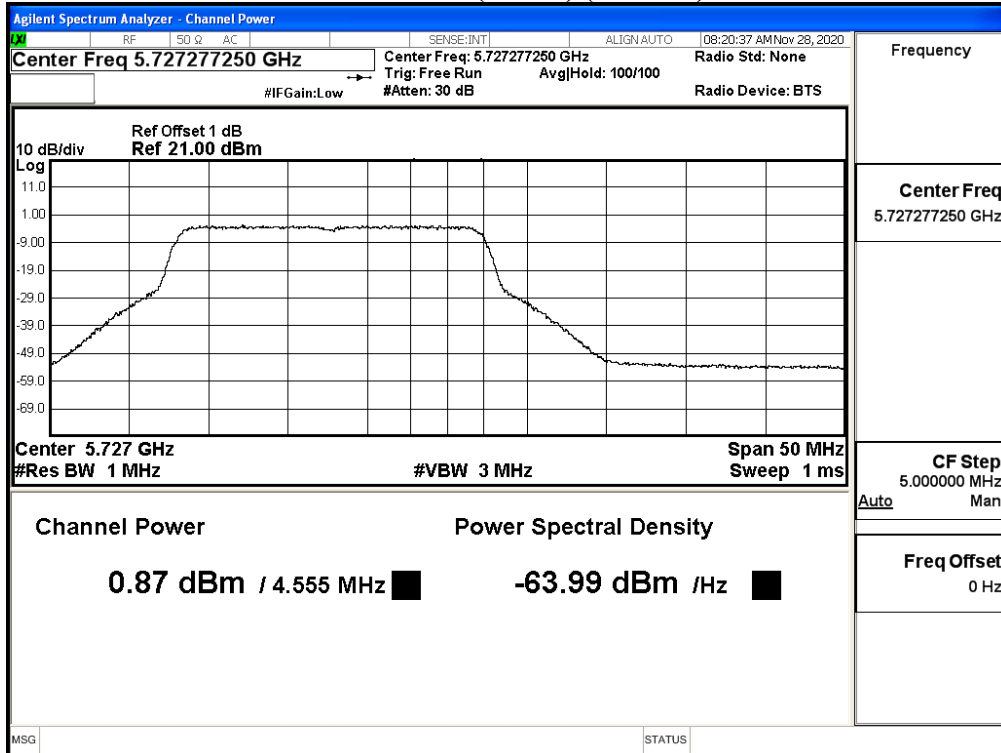
Channel 144 (Chain B)



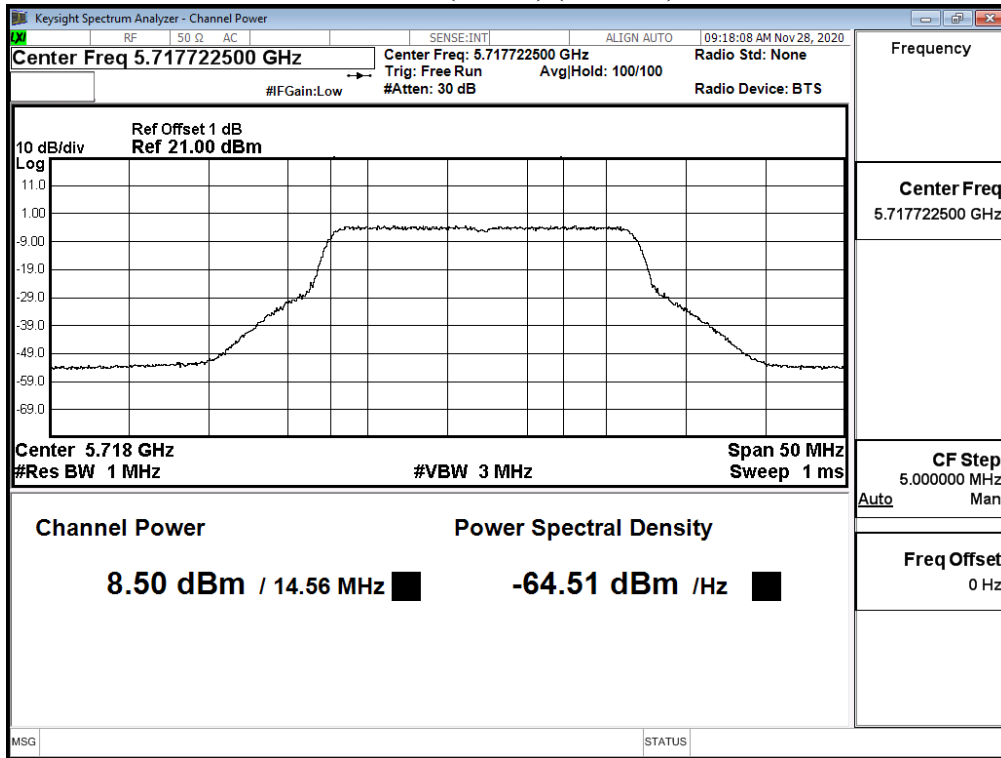
RU config: Full
Maximum conducted output power:
Channel 144 (Band3) (Chain A)



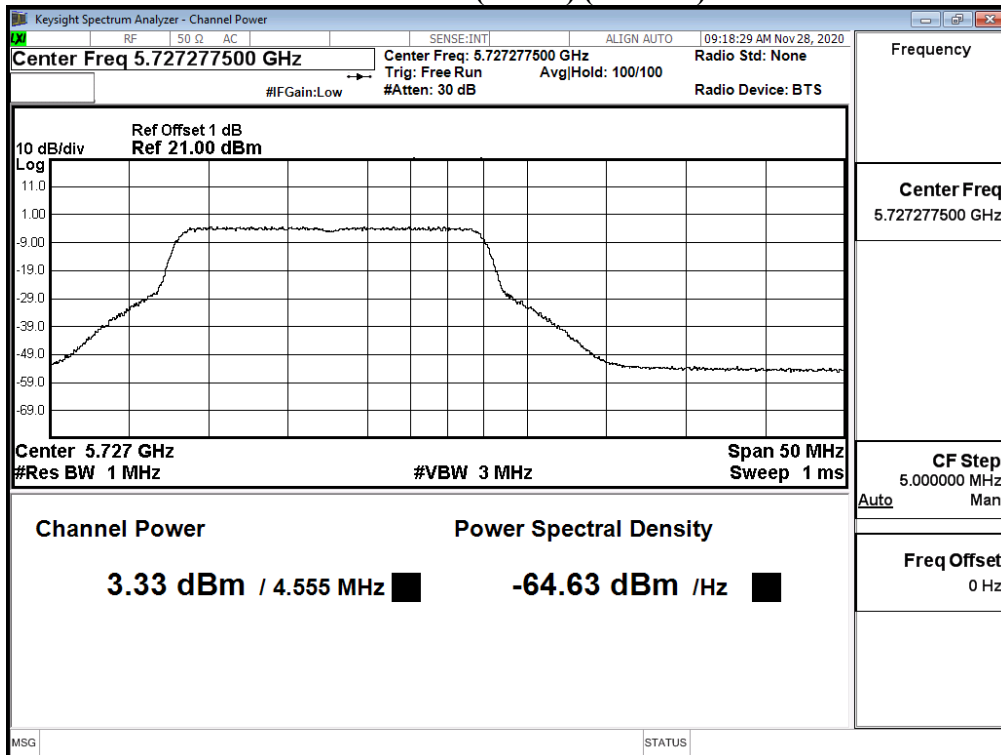
Maximum conducted output power:
Channel 144 (Band4) (Chain A)



**Maximum conducted output power:
Channel 144 (Band3) (Chain B)**

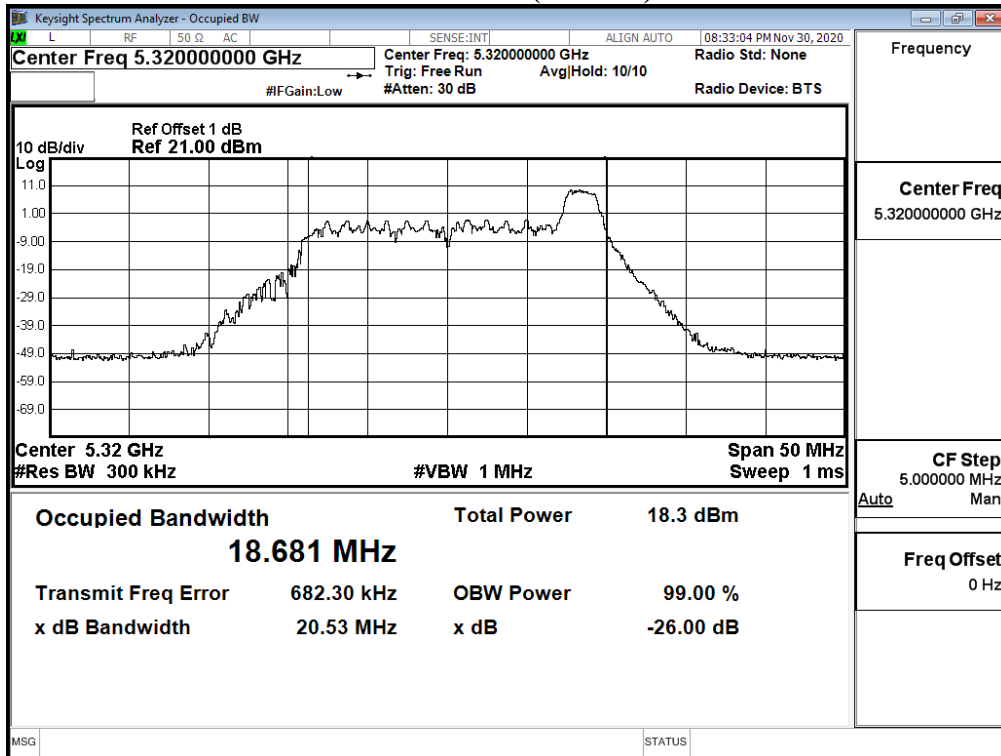


**Maximum conducted output power:
Channel 144 (Band4) (Chain B)**

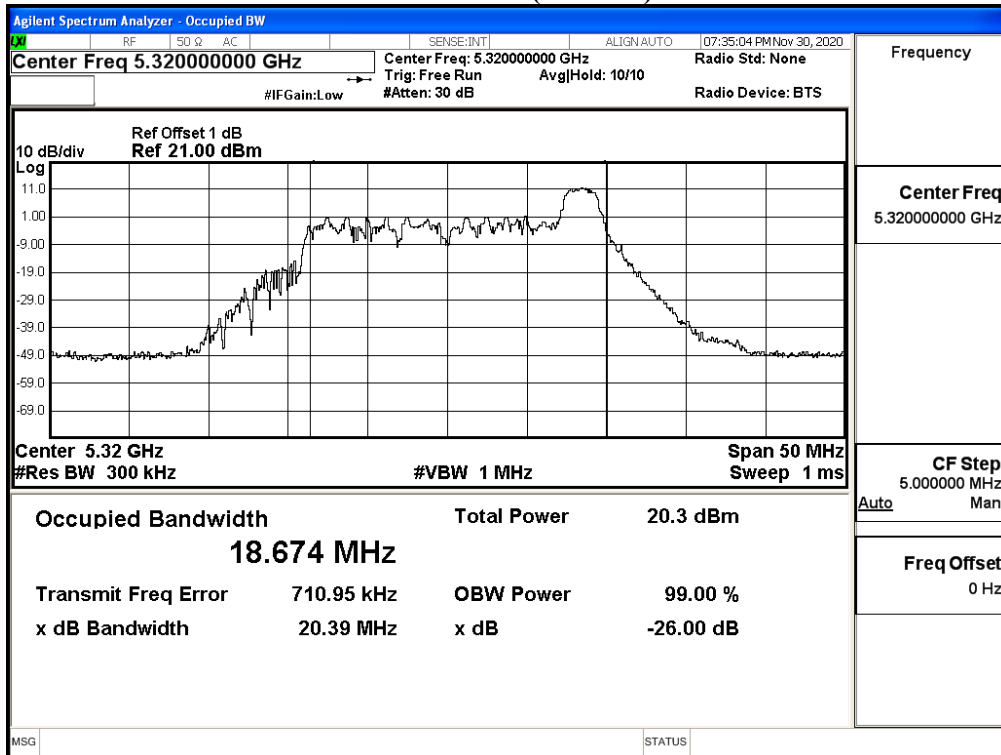


RU config: Other

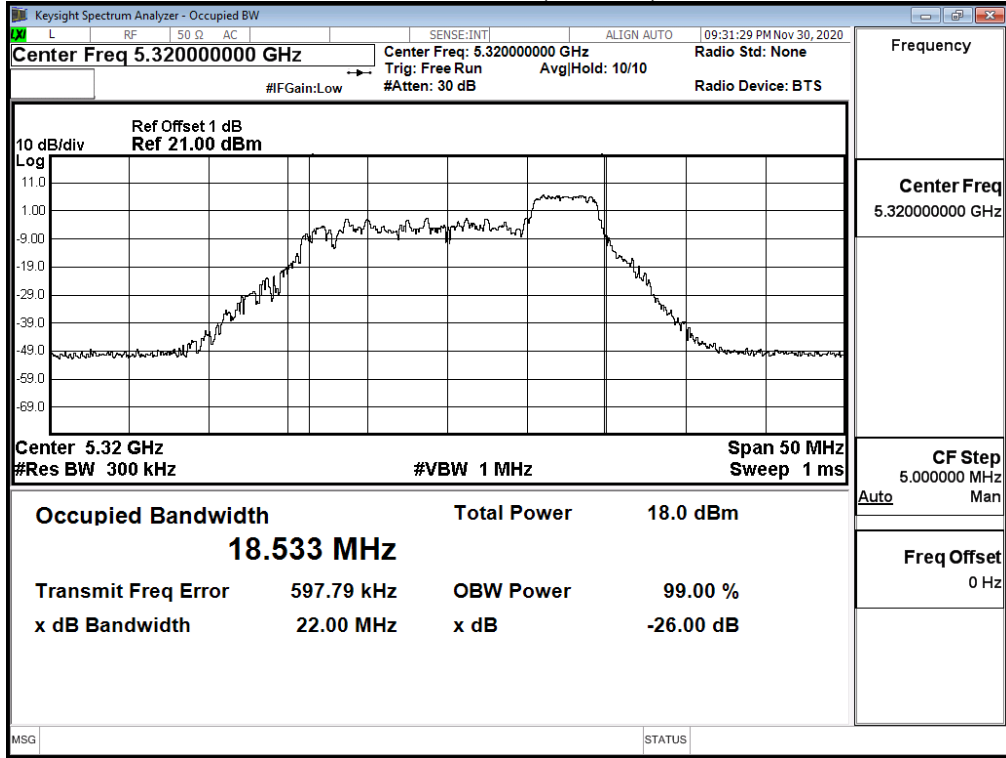
26dB Occupied Bandwidth:
Channel 64 - 26/8 (Chain A)



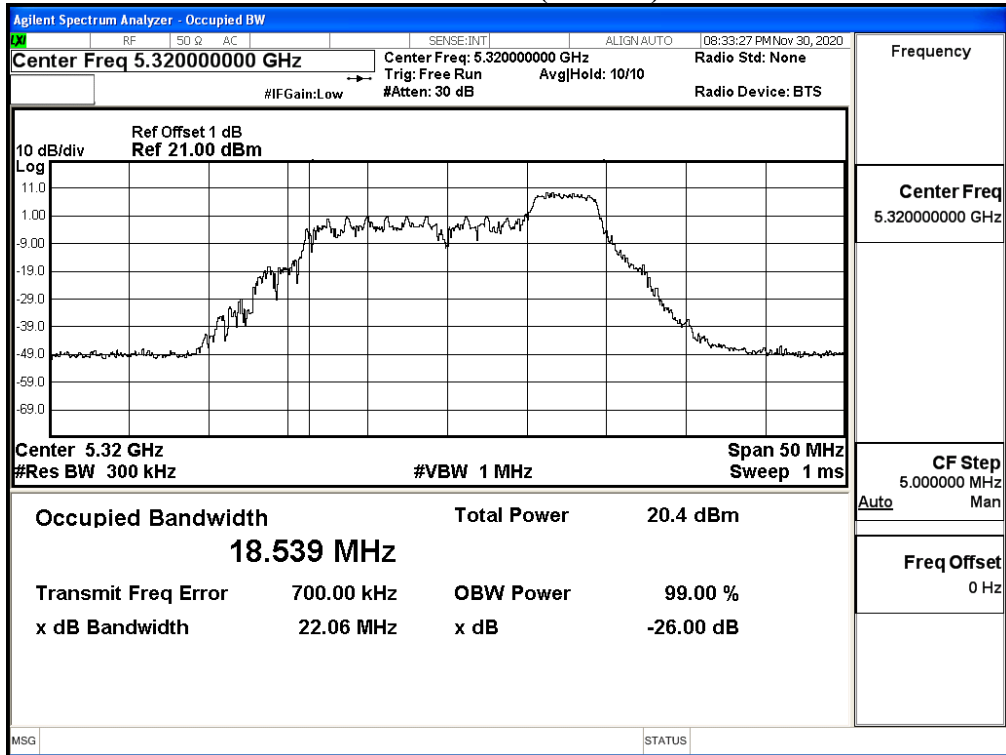
Channel 64 - 26/8 (Chain B)



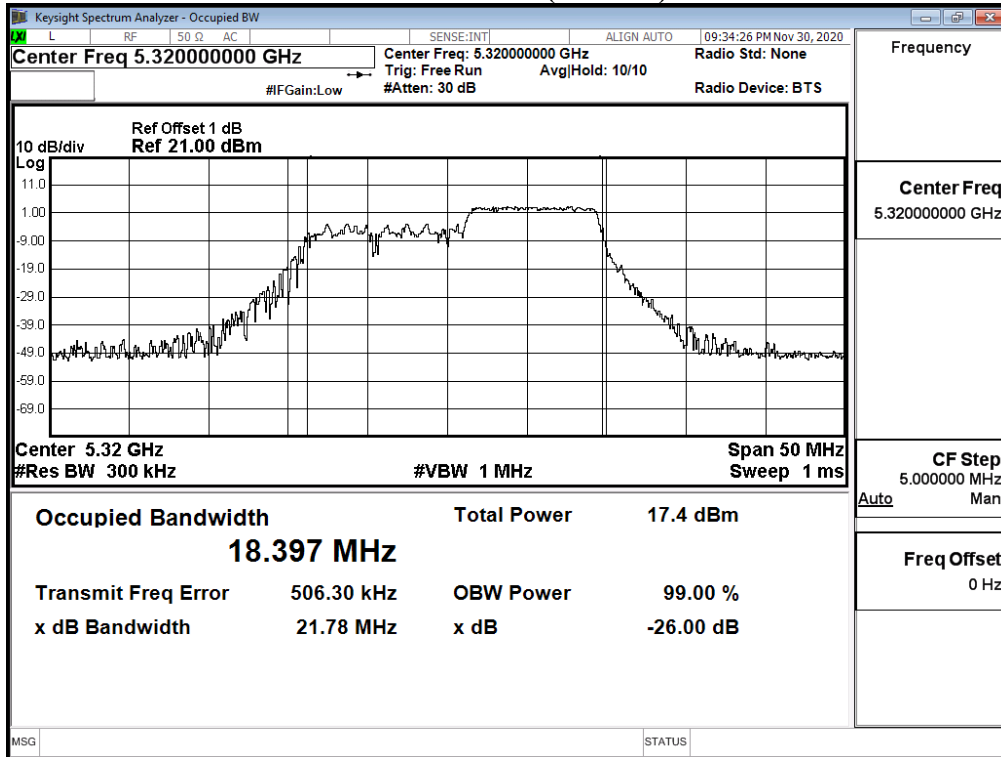
Channel 64 - 52/40 (Chain A)



Channel 64 - 52/40 (Chain B)



Channel 64 - 106/54 (Chain A)



Channel 64 - 106/54 (Chain B)

