Audix Technology Corp.
No. 491, Zhongfu Rd., Linkou Dist.,
New Taipei City244, Taiwan

Tel: +886 2 26099301
Fax: +886 2 26099303

A.4 MAXIMUM CONDUCTED OUTPUT POWER

Test Date	2022/07/14 ~ 16	Temp./Hum.	24 ~ 25℃/45 ~ 49%
Cable Loss	1.5dB	Tested By	Sam Chang
Test Voltage	AC 120V 60Hz (Via AC Adapter)		

A.4.1 Conducted Output Power Result

Modulation Type	U-NII Band	Centre Frequency (MHz)	Average Coneduted Output Power (dBm)		Duty Cycle Factor (dB) 10log(1/X)	Directional Gain (dBi) Note3	Total E.I.R.P. (dBm) Note2	Limit
			AUX	Main				
802.11ax-HE20	5	5955	1.84	2.20	N/A	1.960	6.99	24dBm
		6175	1.97	2.03		1.960	6.97	
		6415	2.08	2.37		1.810	7.05	
	6	6435	1.90	2.40		1.810	6.98	
		6475	1.76	2.08		1.810	6.74	
		6515	1.63	2.25		1.810	6.77	
	7	6535	-0.95	-0.54		1.810	4.08	
		6695	-1.42	-0.52		1.810	3.87	
		6855	-0.48	-0.63		1.660	4.12	
	8	6875	-0.61	-0.73		1.660	4.00	
		6995	-0.46	-0.09		1.660	4.40	
		7115	-4.02	-3.98		1.660	0.67	
802.11ax-HE40	5	5965	5.21	5.62	N/A	1.960	10.39	
		6165	5.45	5.83		1.960	10.61	
		6405	5.53	5.69		1.810	10.43	
	6	6445	5.69	5.74		1.810	10.54	
		6485	5.31	5.60		1.810	10.28	
	7	6525	5.43	5.83		1.810	10.45	
		6685	4.65	4.86		1.810	9.58	
		6845	4.53	5.04		1.660	9.46	
	8	6885	4.54	4.71		1.660	9.30	
		7005	4.71	4.99		1.660	9.52	
		7085	4.86	4.71		1.660	9.46	

Note: 1. All results have been included cable loss.
2. According to KDB 662911 D01 E)1), Total average output power(dBm) = Sum to individual output power (dBm)+ Directional gain (dBi) + duty cycle factor(dB) when duty cycle is less than 98%.
3. According to KDB 662911 D01 d) ii), transmit signals are completely uncorrelated, then
Directional gain = 10 log[($10^{G1/10}$ + $10^{G2/10}$ + … + $10^{GN/10}$)/N_{ANT}] dBi
Directional gain:
5925MHz: 10 log[($10^{2.2/10}$ +$10^{1.7/10}$)/2]= 1.96dBi
6525MHz: 10 log[($10^{2.1/10}$ +$10^{1.5/10}$)/2]= 1.81dBi
7125MHz: 10 log[($10^{1.9/10}$ +$10^{1.4/10}$)/2]= 1.66dBi
The MIMO is uncorrelated and supported SDM(Spatial Division Multiplexing) mode only. This radio device doesn't support beamforming and Cyclic Delay Diversity (CDD).

This test report may be reproduced in full only. The document may only be updated by Audix Technology Corp. personnel. Any changes will be noted in the Document History section of the report.

Audix Technology Corp.
No. 491, Zhongfu Rd., Linkou Dist.,
New Taipei City244, Taiwan
Tel: +886 2 26099301
Fax: +886 2 26099303

Modulation Type	U-NII Band	Centre Frequency (MHz)	Average Coneduted Output Power (dBm)		Duty Cycle Factor (dB) 10log(1/X)	Directional Gain (dBi) Note3	Total E.I.R.P. (dBm) Note 2	Limit
			AUX	Main				
802.11ax-HE80	5	5985	7.01	6.82	N/A	1.960	11.89	24dBm
		6145	7.20	7.00		1.960	12.07	
		6385	7.24	6.84		1.810	11.86	
	6	6465	7.14	6.92		1.810	11.85	
		6545	7.11	7.01		1.810	11.88	
	7	6625	6.40	6.15		1.810	11.10	
		6705	6.34	5.89		1.810	10.94	
		6785	6.45	5.89		1.810	11.00	
	8	6865	6.75	6.14		1.660	11.13	
		6945	6.59	6.15		1.660	11.05	
		7025	6.45	6.39		1.660	11.09	
802.11ax-HE160	5	6025	10.35	10.28	N/A	1.960	15.29	
		6185	10.45	10.23		1.960	15.31	
		6345	10.43	10.52		1.810	15.30	
	6	6505	10.33	10.34		1.810	15.16	
	7	6665	9.56	9.47		1.810	14.34	
		6825	9.75	9.86		1.660	14.48	
	8	6985	9.67	9.57		1.660	14.29	

Note: 1. All results have been included cable loss.
2. According to KDB 662911 D01 E)1), Total average output power(dBm) = Sum to individual output power (dBm)+ Directional gain (dBi) + duty cycle factor(dB) when duty cycle is less than 98%.
3. According to KDB 662911 D01 d) ii), transmit signals are completely uncorrelated, then
Directional gain = $10 \log[(10^{G1/10} + 10^{G2/10} + \ldots + 10^{GN/10})/N_{ANT}]$ dBi
Directional gain:
5925MHz: $10 \log[(10^{2.2/10} + 10^{1.7/10})/2] = 1.96$dBi
6525MHz: $10 \log[(10^{2.1/10} + 10^{1.5/10})/2] = 1.81$dBi
7125MHz: $10 \log[(10^{1.9/10} + 10^{1.4/10})/2] = 1.66$dBi
The MIMO is uncorrelated and supported SDM(Spatial Division Multiplexing) mode only. This radio device doesn't support beamforming and Cyclic Delay Diversity (CDD).

This test report may be reproduced in full only. The document may only be updated by Audix Technology Corp. personnel. Any changes will be noted in the Document History section of the report.

Audix Technology Corp.
No. 491, Zhongfu Rd., Linkou Dist.,
New Taipei City244, Taiwan
Tel: +886 2 26099301
Fax: +886 2 26099303

- OFDMA Modulation

Mode	U-NII Band	Centre Frequency (MHz)	Tones	Average Conducted Output power (dBm)									Directional Antenna Gain (dBi) Note 4	Max EIRP (dBm) Note 5
				RU Index 0			RU Index 4			RU Index 8				
				AUX	Main	Duty Cycle Factor 10log(1/X) Note 3	AUX	Main	Duty Cycle Factor 10log(1/X) Note 3	AUX	Main	Duty Cycle Factor 10log(1/X) Note 3		
802.11ax-HE20	5	5955	26T	-5.89	-5.69	N/A	-6.30	-5.35	N/A	-6.36	-5.48	N/A	1.96	-0.82
		6175		-7.37	-7.17	N/A	-7.20	-6.86	N/A	-7.49	-7.01	N/A	1.96	-2.06
		6415		-7.90	-8.06	N/A	-7.64	-8.18	N/A	-7.76	-8.06	N/A	1.81	-3.08
	6	6435		-7.81	-7.91	N/A	-7.69	-7.52	N/A	-7.80	-8.02	N/A	1.81	-2.78
		6475		-8.33	-7.89	N/A	-7.67	-7.92	N/A	-7.97	-8.15	N/A	1.81	-2.97
		6515		-8.29	-8.56	N/A	-8.14	-8.33	N/A	-8.29	-8.63	N/A	1.81	-3.41
	7	6535		-8.97	-9.16	N/A	-8.88	-9.01	N/A	-9.28	-9.41	N/A	1.81	-4.12
		6695		-9.62	-9.34	N/A	-9.21	-8.85	N/A	-9.62	-9.40	N/A	1.81	-4.21
		6855		-8.98	-9.19	N/A	-8.70	-8.97	N/A	-9.18	-9.20	N/A	1.66	-4.16
	8	6875		-9.05	-9.06	N/A	-8.86	-8.99	N/A	-9.11	-9.34	N/A	1.66	-4.25
		6995		-8.35	-8.19	N/A	-8.20	-7.87	N/A	-8.53	-8.27	N/A	1.66	-3.36
		7115		-7.69	-7.69	N/A	-8.23	-7.59	N/A	-7.78	-8.46	N/A	1.66	-3.02

Mode	U-NII Band	Centre Frequency (MHz)	Tones	Average Conducted Output power (dBm)									Directional Antenna Gain (dBi) Note 4	Max EIRP (dBm) Note 5
				RU Index 0			RU Index 8			RU Index 17				
				AUX	Main	Duty Cycle Factor 10log(1/X) Note 3	AUX	Main	Duty Cycle Factor 10log(1/X) Note 3	AUX	Main	Duty Cycle Factor 10log(1/X) Note 3		
802.11ax-HE40	5	5965	26T	-6.59	-5.52	N/A	-6.17	-5.81	N/A	-6.06	-5.68	N/A	1.96	-0.90
		6165		-6.89	-6.92	N/A	-7.21	-7.04	N/A	-7.36	-7.11	N/A	1.96	-1.93
		6405		-7.50	-7.65	N/A	-7.91	-7.86	N/A	-7.88	-7.87	N/A	1.81	-2.75
	6	6445		-7.62	-7.53	N/A	-7.93	-7.67	N/A	-7.79	-7.58	N/A	1.81	-2.75
		6485		-7.86	-7.75	N/A	-7.95	-8.16	N/A	-7.94	-8.14	N/A	1.81	-2.98
	7	6525		-7.98	-8.20	N/A	-8.35	-8.36	N/A	-8.26	-8.51	N/A	1.81	-3.27
		6685		-9.38	-9.22	N/A	-9.31	-8.99	N/A	-9.23	-8.98	N/A	1.81	-4.28
		6845		-8.76	-9.00	N/A	-8.91	-9.18	N/A	-8.67	-9.22	N/A	1.66	-4.21
	8	6885		-8.69	-9.20	N/A	-8.80	-9.68	N/A	-8.82	-9.29	N/A	1.66	-4.27
		7005		-7.78	-8.74	N/A	-8.13	-8.88	N/A	-8.21	-8.91	N/A	1.66	-3.56
		7085		-7.58	-8.07	N/A	-7.67	-8.23	N/A	-9.34	-8.38	N/A	1.66	-3.15

Note: 1. All results have been included cable loss.
2. EIRP limit is 24dBm
3. Duty cycle factor is not applicable for duty cycle > 98%.
4. According to KDB 662911 D01 d) ii), transmit signals are completely uncorrelated, then
Directional gain = $10 \log[(10^{G1/10} + 10^{G2/10} + \ldots + 10^{GN/10})/N_{ANT}]$ dBi
Directional gain:
5925MHz: $10 \log[(10^{2.2/10} + 10^{1.7/10})/2] = 1.96$dBi
6525MHz: $10 \log[(10^{2.1/10} + 10^{1.5/10})/2] = 1.81$dBi
7125MHz: $10 \log[(10^{1.9/10} + 10^{1.4/10})/2] = 1.66$dBi
The MIMO is uncorrelated and supported SDM(Spatial Division Multiplexing) mode only. This radio device doesn't support beamforming and Cyclic Delay Diversity (CDD).
5. Max EIRP = Max of Average Conducted Output Power [ANT A (AUX)+ ANT B (Main)+ Duty Cycle Factor]+ Directional gain.

This test report may be reproduced in full only. The document may only be updated by Audix Technology Corp. personnel. Any changes will be noted in the Document History section of the report.

Audix Technology Corp.
No. 491, Zhongfu Rd., Linkou Dist.,
New Taipei City244, Taiwan
Tel: +886 2 26099301
Fax: +886 2 26099303

Mode	U-NII Band	Centre Frequency (MHz)	Tones	Average Conducted Output power (dBm)									Directional Antenna Gain (dBi) Note 4	Max EIRP (dBm) Note 5
				RU Index 0			RU Index 18			RU Index 36				
				AUX	Main	Duty Cycle Factor 10log(1/X) Note 3	AUX	Main	Duty Cycle Factor 10log(1/X) Note 3	AUX	Main	Duty Cycle Factor 10log(1/X) Note 3		
802.11ax-HE80	5	5985	26T	-6.22	-5.96	N/A	-5.73	-5.29	N/A	-6.19	-6.03	N/A	-1.14	-0.53
		6145		-6.90	-6.86	N/A	-6.48	-6.43	N/A	-7.51	-7.34	N/A	-2.45	-1.48
		6385		-7.54	-7.63	N/A	-7.11	-7.11	N/A	-8.02	-8.07	N/A	-3.22	-2.29
	6	6465		-7.85	-7.77	N/A	-7.52	-7.51	N/A	-8.49	-8.25	N/A	-3.55	-2.69
		6545		-8.29	-8.40	N/A	-8.06	-8.05	N/A	-9.02	-8.97	N/A	-4.17	-3.23
	7	6625		-9.28	-9.01	N/A	-8.76	-8.74	N/A	-9.65	-9.28	N/A	-4.64	-3.93
		6705		-9.57	-9.24	N/A	-9.13	-8.90	N/A	-9.70	-9.39	N/A	-4.72	-4.19
		6785		-8.88	-9.10	N/A	-8.27	-8.66	N/A	-8.91	-9.39	N/A	-4.32	-3.64
	8	6865		-9.17	-9.49	N/A	-8.51	-9.07	N/A	-9.00	-10.02	N/A	-4.81	-4.11
		6945		-7.90	-8.47	N/A	-7.39	-8.16	N/A	-8.19	-9.06	N/A	-3.93	-3.09
		7025		-8.23	-9.18	N/A	-7.77	-8.58	N/A	-8.70	-9.43	N/A	-4.38	-3.49

Mode	U-NII Band	Centre Frequency (MHz)	Tones	Average Conducted Output power (dBm)									Directional Antenna Gain (dBi) Note 4	Max EIRP (dBm) Note 5
				RU Index 0			RU Index 18			RU Index 36				
				AUX	Main	Duty Cycle Factor 10log(1/X) Note 3	AUX	Main	Duty Cycle Factor 10log(1/X) Note 3	AUX	Main	Duty Cycle Factor 10log(1/X) Note 3		
802.11ax-HE160 (80L)	5	6025	26T	-7.54	-7.16	N/A	-6.58	-6.90	N/A	-6.04	-5.52	N/A	-0.80	-0.80
		6185		-8.41	-8.38	N/A	-7.18	-7.70	N/A	-7.34	-7.05	N/A	-2.22	-2.22
		6345		-9.07	-8.89	N/A	-7.02	-7.82	N/A	-7.55	-7.38	N/A	-2.64	-2.58
	6	6505		-9.79	-9.68	N/A	-7.18	-7.86	N/A	-8.15	-8.24	N/A	-3.37	-2.69
	7	6665		-10.77	-10.57	N/A	-8.03	-8.36	N/A	-9.56	-9.03	N/A	-4.47	-3.37
		6825		-10.33	-10.36	N/A	-7.92	-7.68	N/A	-8.92	-9.00	N/A	-4.29	-3.13
	8	6985		-9.66	-9.94	N/A	-7.02	-7.43	N/A	-8.09	-8.69	N/A	-3.71	-2.55

Mode	U-NII Band	Centre Frequency (MHz)	Tones	Average Conducted Output power (dBm)									Directional Antenna Gain (dBi) Note 4	Max EIRP (dBm) Note 5
				RU Index S0			RU Index S18			RU Index S36				
				AUX	Main	Duty Cycle Factor 10log(1/X) Note 3	AUX	Main	Duty Cycle Factor 10log(1/X) Note 3	AUX	Main	Duty Cycle Factor 10log(1/X) Note 3		
802.11ax-HE160 (80H)	5	6025	26T	-5.84	-5.73	N/A	-6.48	-6.90	N/A	-7.86	-7.86	N/A	-2.89	-0.81
		6185		-7.25	-7.06	N/A	-7.50	-7.88	N/A	-9.57	-9.07	N/A	-4.34	-2.18
		6345		-7.42	-7.46	N/A	-7.04	-7.86	N/A	-9.77	-9.55	N/A	-4.84	-2.61
	6	6505		-8.14	-8.26	N/A	-7.23	-8.15	N/A	-10.50	-10.39	N/A	-5.62	-2.85
	7	6665		-9.58	-9.14	N/A	-8.29	-8.70	N/A	-11.42	-10.85	N/A	-6.31	-3.67
		6825		-8.99	-9.13	N/A	-8.07	-8.18	N/A	-11.36	-11.63	N/A	-6.82	-3.45
	8	6985		-8.03	-8.61	N/A	-7.53	-7.92	N/A	-10.39	-10.74	N/A	-5.89	-3.05

Note: 1. All results have been included cable loss.
2. EIRP limit is 24dBm
3. Duty cycle factor is not applicable for duty cycle > 98%.
4. According to KDB 662911 D01 d) ii), transmit signals are completely uncorrelated, then
Directional gain = $10 \log[(10^{G1/10} + 10^{G2/10} + \ldots + 10^{GN/10})/N_{ANT}]$ dBi
Directional gain:
5925MHz: $10 \log[(10^{2.2/10} + 10^{1.7/10})/2] = 1.96$dBi
6525MHz: $10 \log[(10^{2.1/10} + 10^{1.5/10})/2] = 1.81$dBi
7125MHz: $10 \log[(10^{1.9/10} + 10^{1.4/10})/2] = 1.66$dBi
The MIMO is uncorrelated and supported SDM(Spatial Division Multiplexing) mode only. This radio device doesn't support beamforming and Cyclic Delay Diversity (CDD).
5. Max EIRP = Max of Average Conducted Output Power [ANT A (AUX)+ ANT B (Main)+ Duty Cycle Factor]+ Directional gain.

This test report may be reproduced in full only. The document may only be updated by Audix Technology Corp. personnel. Any changes will be noted in the Document History section of the report.

Audix Technology Corp.
No. 491, Zhongfu Rd., Linkou Dist.,
New Taipei City244, Taiwan
Tel: +886 2 26099301
Fax: +886 2 26099303

Tones: 52T

Mode	U-NII Band	Centre Frequency (MHz)	Tones	Average Conducted Output power (dBm)									Directional Antenna Gain (dBi) Note 4	Max EIRP (dBm) Note 5
				RU Index 37			RU Index 39			RU Index 40				
				AUX	Main	Duty Cycle Factor 10log(1/X) Note 3	AUX	Main	Duty Cycle Factor 10log(1/X) Note 3	AUX	Main	Duty Cycle Factor 10log(1/X) Note 3		
802.11ax-HE20	5	5955	52T	-3.48	-2.45	N/A	-3.27	-2.36	N/A	-3.00	-2.36	N/A	1.96	2.302
		6175		-4.37	-3.82	N/A	-4.15	-3.98	N/A	-4.52	-4.15	N/A	1.96	0.906
		6415		-4.84	-5.03	N/A	-4.61	-4.91	N/A	-4.88	-5.23	N/A	1.81	0.063
	6	6435		-4.65	-4.73	N/A	-4.57	-4.87	N/A	-4.82	-5.05	N/A	1.81	0.130
		6475		-4.74	-5.10	N/A	-4.87	-5.08	N/A	-4.76	-4.92	N/A	1.81	-0.019
		6515		-4.87	-5.14	N/A	-4.95	-5.22	N/A	-5.22	-5.20	N/A	1.81	-0.183
	7	6535		-5.81	-5.95	N/A	-5.93	-6.02	N/A	-5.97	-6.16	N/A	1.81	-1.059
		6695		-6.51	-6.02	N/A	-6.34	-5.93	N/A	-6.52	-6.16	N/A	1.81	-1.310
		6855		-5.77	-5.98	N/A	-5.76	-6.01	N/A	-5.74	-5.95	N/A	1.66	-1.173
	8	6875		-5.84	-6.01	N/A	-5.71	-6.00	N/A	-5.82	-5.96	N/A	1.66	-1.182
		6995		-5.41	-4.97	N/A	-5.38	-4.97	N/A	-5.48	-5.27	N/A	1.66	-0.500
		7115		-5.33	-4.49	N/A	-5.42	-4.69	N/A	-8.94	-8.39	N/A	1.66	-0.219

Mode	U-NII Band	Centre Frequency (MHz)	Tones	Average Conducted Output power (dBm)									Directional Antenna Gain (dBi) Note 4	Max EIRP (dBm) Note 5
				RU Index 37			RU Index 40			RU Index 44				
				AUX	Main	Duty Cycle Factor 10log(1/X) Note 3	AUX	Main	Duty Cycle Factor 10log(1/X) Note 3	AUX	Main	Duty Cycle Factor 10log(1/X) Note 3		
802.11ax-HE40	5	5965	52T	-3.18	-2.69	N/A	-2.89	-2.81	N/A	-2.96	-2.75	N/A	1.96	2.12
		6165		-4.04	-3.97	N/A	-3.93	-4.10	N/A	-4.29	-4.14	N/A	1.96	0.97
		6405		-4.60	-4.62	N/A	-4.60	-4.83	N/A	-4.96	-5.12	N/A	1.81	0.21
	6	6445		-4.79	-4.71	N/A	-4.70	-4.65	N/A	-4.92	-4.97	N/A	1.81	0.15
		6485		-4.82	-4.85	N/A	-5.04	-4.92	N/A	-4.99	-5.06	N/A	1.81	-0.01
	7	6525		-4.92	-5.15	N/A	-5.20	-5.07	N/A	-5.29	-5.49	N/A	1.81	-0.21
		6685		-6.29	-6.09	N/A	-6.47	-6.04	N/A	-6.59	-6.21	N/A	1.81	-1.37
		6845		-5.77	-6.03	N/A	-5.67	-6.04	N/A	-5.83	-6.24	N/A	1.66	-1.18
	8	6885		-5.79	-6.47	N/A	-5.68	-6.58	N/A	-5.93	-6.68	N/A	1.66	-1.44
		7005		-5.02	-5.76	N/A	-5.06	-5.76	N/A	-5.12	-5.78	N/A	1.66	-0.70
		7085		-4.41	-5.17	N/A	-4.59	-5.31	N/A	-4.83	-5.26	N/A	1.66	-0.10

Note: 1. All results have been included cable loss.
2. EIRP limit is 24dBm
3. Duty cycle factor is not applicable for duty cycle > 98%.
4. According to KDB 662911 D01 d) ii), transmit signals are completely uncorrelated, then
Directional gain = 10 log[$(10^{G1/10} + 10^{G2/10} + \ldots + 10^{GN/10})/N_{ANT}$] dBi
Directional gain:
5925MHz: 10 log[$(10^{2.2/10} + 10^{1.7/10})/2$]= 1.96dBi
6525MHz: 10 log[$(10^{2.1/10} + 10^{1.5/10})/2$]= 1.81dBi
7125MHz: 10 log[$(10^{1.9/10} + 10^{1.4/10})/2$]= 1.66dBi
The MIMO is uncorrelated and supported SDM(Spatial Division Multiplexing) mode only. This radio device doesn't support beamforming and Cyclic Delay Diversity (CDD).
5. Max EIRP = Max of Average Conducted Output Power [ANT A (AUX)+ ANT B (Main)+ Duty Cycle Factor]+ Directional gain.

This test report may be reproduced in full only. The document may only be updated by Audix Technology Corp. personnel. Any changes will be noted in the Document History section of the report.

Audix Technology Corp.
No. 491, Zhongfu Rd., Linkou Dist.,
New Taipei City244, Taiwan
Tel: +886 2 26099301
Fax: +886 2 26099303

Mode	U-NII Band	Centre Frequency (MHz)	Tones	Average Conducted Output power (dBm)									Directional Antenna Gain (dBi) Note 4	Max EIRP (dBm) Note 5
				RU Index 37			RU Index 44			RU Index 52				
				AUX	Main	Duty Cycle Factor 10log(1/X) Note 3	AUX	Main	Duty Cycle Factor 10log(1/X) Note 3	AUX	Main	Duty Cycle Factor 10log(1/X) Note 3		
802.11ax-HE80	5	5985	52T	-3.28	-3.08	N/A	-2.59	-2.44	N/A	-3.13	-3.07	N/A	1.96	2.46
		6145		-3.87	-3.92	N/A	-3.66	-3.75	N/A	-4.49	-4.21	N/A	1.96	1.27
		6385		-4.52	-4.80	N/A	-4.44	-4.42	N/A	-4.92	-5.35	N/A	1.81	0.39
	6	6465		-4.95	-5.11	N/A	-4.56	-4.75	N/A	-5.24	-5.11	N/A	1.81	0.17
		6545		-5.12	-5.29	N/A	-5.15	-5.25	N/A	-5.80	-6.02	N/A	1.81	-0.38
	7	6625		-6.26	-6.03	N/A	-5.97	-5.89	N/A	-6.46	-6.13	N/A	1.81	-1.11
		6705		-6.24	-6.28	N/A	-6.21	-5.81	N/A	-6.65	-6.46	N/A	1.81	-1.19
		6785		-6.18	-6.04	N/A	-5.57	-5.71	N/A	-5.90	-6.26	N/A	1.81	-0.82
	8	6865		-6.05	-6.20	N/A	-5.40	-6.17	N/A	-6.03	-6.87	N/A	1.66	-1.10
		6945		-5.09	-5.77	N/A	-4.48	-5.29	N/A	-5.22	-5.70	N/A	1.66	-0.20
		7025		-5.19	-5.76	N/A	-4.95	-5.80	N/A	-5.79	-6.52	N/A	1.66	-0.68

Mode	U-NII Band	Centre Frequency (MHz)	Tones	Average Conducted Output power (dBm)									Directional Antenna Gain (dBi) Note 4	Max EIRP (dBm) Note 5
				RU Index 37			RU Index 44			RU Index 52				
				AUX	Main	Duty Cycle Factor 10log(1/X) Note 3	AUX	Main	Duty Cycle Factor 10log(1/X) Note 3	AUX	Main	Duty Cycle Factor 10log(1/X) Note 3		
802.11ax-HE160 (80L)	5	6025	52T	-4.71	-4.28	N/A	-3.40	-3.29	N/A	-3.05	-2.82	N/A	1.96	2.04
		6185		-5.30	-5.46	N/A	-4.65	-4.36	N/A	-4.28	-3.81	N/A	1.96	0.93
		6345		-5.78	-5.99	N/A	-4.83	-4.90	N/A	-4.38	-4.49	N/A	1.81	0.39
	6	6505		-6.31	-6.32	N/A	-5.43	-5.46	N/A	-5.01	-5.05	N/A	1.81	-0.21
	7	6665		-7.79	-7.49	N/A	-6.88	-6.47	N/A	-6.03	-5.93	N/A	1.81	-1.16
		6825		-7.59	-7.47	N/A	-6.33	-6.53	N/A	-5.82	-6.22	N/A	1.66	-1.35
	8	6985		-6.56	-6.87	N/A	-5.28	-5.81	N/A	-5.03	-5.77	N/A	1.66	-0.71

Mode	U-NII Band	Centre Frequency (MHz)	Tones	Average Conducted Output power (dBm)									Directional Antenna Gain (dBi) Note 4	Max EIRP (dBm) Note 5
				RU Index S37			RU Index S44			RU Index S52				
				AUX	Main	Duty Cycle Factor 10log(1/X) Note 3	AUX	Main	Duty Cycle Factor 10log(1/X) Note 3	AUX	Main	Duty Cycle Factor 10log(1/X) Note 3		
802.11ax-HE160 (80H)	5	6025	52T	-2.83	-2.89	N/A	-3.35	-3.22	N/A	-5.00	-4.77	N/A	1.96	2.11
		6185		-4.27	-3.92	N/A	-4.90	-4.58	N/A	-6.38	-6.08	N/A	1.96	0.88
		6345		-4.47	-4.34	N/A	-4.94	-5.16	N/A	-6.58	-6.77	N/A	1.81	0.42
	6	6505		-4.98	-5.25	N/A	-5.80	-5.67	N/A	-7.16	-7.24	N/A	1.81	-0.29
	7	6665		-6.34	-5.93	N/A	-6.91	-6.44	N/A	-8.38	-7.78	N/A	1.81	-1.31
		6825		-5.79	-6.19	N/A	-6.24	-6.93	N/A	-7.58	-8.41	N/A	1.66	-1.32
	8	6985		-5.01	-5.59	N/A	-5.67	-6.45	N/A	-7.36	-7.97	N/A	1.66	-0.62

Note: 1. All results have been included cable loss.
2. EIRP limit is 24dBm
3. Duty cycle factor is not applicable for duty cycle > 98%.
4. According to KDB 662911 D01 d) ii), transmit signals are completely uncorrelated, then
Directional gain = $10 \log[(10^{G1/10} + 10^{G2/10} + \ldots + 10^{GN/10})/N_{ANT}]$ dBi
Directional gain:
5925MHz: $10 \log[(10^{2.2/10} + 10^{1.7/10})/2] = 1.96$dBi
6525MHz: $10 \log[(10^{2.1/10} + 10^{1.5/10})/2] = 1.81$dBi
7125MHz: $10 \log[(10^{1.9/10} + 10^{1.4/10})/2] = 1.66$dBi
The MIMO is uncorrelated and supported SDM(Spatial Division Multiplexing) mode only. This radio device doesn't support beamforming and Cyclic Delay Diversity (CDD).
5. Max EIRP = Max of Average Conducted Output Power [ANT A (AUX)+ ANT B (Main)+ Duty Cycle Factor]+ Directional gain.

This test report may be reproduced in full only. The document may only be updated by Audix Technology Corp. personnel. Any changes will be noted in the Document History section of the report.

Audix Technology Corp.
No. 491, Zhongfu Rd., Linkou Dist.,
New Taipei City244, Taiwan
Tel: +886 2 26099301
Fax: +886 2 26099303

Tones: 106T

Mode	U-NII Band	Centre Frequency (MHz)	Tones	Average Conducted Output power (dBm)						Directional Antenna Gain (dBi) Note 4	Max EIRP (dBm) Note 5
				RU Index 53			RU Index 54				
				AUX	Main	Duty Cycle Factor 10log(1/X) Note 3	AUX	Main	Duty Cycle Factor 10log(1/X) Note 3		
802.11ax-HE20	5	5955	106T	0.14	0.29	N/A	0.76	0.27	N/A	1.96	5.49
		6175		-1.17	-0.74	N/A	-1.15	-0.98	N/A	1.96	4.02
		6415		-1.71	-1.58	N/A	-1.66	-1.82	N/A	1.81	3.18
	6	6435		-1.60	-1.59	N/A	-1.83	-1.53	N/A	1.81	3.23
		6475		-1.77	-1.80	N/A	-1.66	-1.68	N/A	1.81	3.15
		6515		-2.04	-2.16	N/A	-2.07	-2.22	N/A	1.81	2.72
	7	6535		-2.78	-2.98	N/A	-2.73	-2.78	N/A	1.81	2.07
		6695		-3.26	-3.10	N/A	-3.36	-2.84	N/A	1.81	1.73
		6855		-2.54	-3.05	N/A	-2.81	-3.16	N/A	1.66	1.88
	8	6875		-2.60	-3.13	N/A	-2.78	-3.34	N/A	1.66	1.81
		6995		-1.78	-2.43	N/A	-1.92	-2.55	N/A	1.66	2.58
		7115		-1.61	-2.27	N/A	-8.41	-9.03	N/A	1.66	2.74

Mode	U-NII Band	Centre Frequency (MHz)	Tones	Average Conducted Output power (dBm)									Directional Antenna Gain (dBi) Note 4	Max EIRP (dBm) Note 5
				RU Index 53			RU Index 54			RU Index 56				
				AUX	Main	Duty Cycle Factor 10log(1/X) Note 3	AUX	Main	Duty Cycle Factor 10log(1/X) Note 3	AUX	Main	Duty Cycle Factor 10log(1/X) Note 3		
802.11ax-HE40	5	5965	106T	0.21	0.22	N/A	0.14	0.26	N/A	0.21	0.32	N/A	1.96	5.24
		6165		-0.84	-0.78	N/A	-1.06	-0.99	N/A	-1.00	-0.98	N/A	1.96	4.16
		6405		-1.60	-1.56	N/A	-1.51	-1.56	N/A	-1.68	-2.05	N/A	1.81	3.29
	6	6445		-1.64	-1.78	N/A	-1.63	-1.77	N/A	-1.85	-1.95	N/A	1.81	3.12
		6485		-1.81	-1.60	N/A	-1.81	-1.78	N/A	-1.84	-2.01	N/A	1.81	3.12
	7	6525		-2.03	-2.14	N/A	-2.15	-2.26	N/A	-2.00	-2.23	N/A	1.81	2.74
		6685		-3.06	-3.11	N/A	-3.13	-2.85	N/A	-3.27	-2.89	N/A	1.81	1.83
		6845		-2.78	-3.07	N/A	-2.62	-3.08	N/A	-2.54	-3.27	N/A	1.66	1.83
	8	6885		-2.77	-3.41	N/A	-2.84	-3.46	N/A	-2.69	-3.62	N/A	1.66	1.59
		7005		-2.03	-2.45	N/A	-2.04	-2.60	N/A	-2.75	-1.93	N/A	1.66	2.44
		7085		-1.35	-1.99	N/A	-1.50	-2.09	N/A	-1.64	-2.34	N/A	1.66	3.01

Note: 1. All results have been included cable loss.
2. EIRP limit is 24dBm
3. Duty cycle factor is not applicable for duty cycle > 98%.
4. According to KDB 662911 D01 d) ii), transmit signals are completely uncorrelated, then
Directional gain = 10 log[($10^{G1/10}$ + $10^{G2/10}$ + … + $10^{GN/10}$)/N_{ANT}] dBi
Directional gain:
5925MHz: 10 log[($10^{2.2/10}$ +$10^{1.7/10}$)/2]= 1.96dBi
6525MHz: 10 log[($10^{2.1/10}$ +$10^{1.5/10}$)/2]= 1.81dBi
7125MHz: 10 log[($10^{1.9/10}$ +$10^{1.4/10}$)/2]= 1.66dBi
The MIMO is uncorrelated and supported SDM(Spatial Division Multiplexing) mode only. This radio device doesn't support beamforming and Cyclic Delay Diversity (CDD).
5. Max EIRP = Max of Average Conducted Output Power [ANT A (AUX)+ ANT B (Main)+ Duty Cycle Factor]+ Directional gain.

This test report may be reproduced in full only. The document may only be updated by Audix Technology Corp. personnel. Any changes will be noted in the Document History section of the report.

Audix Technology Corp.
No. 491, Zhongfu Rd., Linkou Dist.,
New Taipei City244, Taiwan
Tel: +886 2 26099301
Fax: +886 2 26099303

Mode	U-NII Band	Centre Frequency (MHz)	Tones	Average Conducted Output power (dBm)									Directional Antenna Gain (dBi) Note 4	Max EIRP (dBm) Note 5
				RU Index 53			RU Index 56			RU Index 60				
				AUX	Main	Duty Cycle Factor 10log(1/X) Note 3	AUX	Main	Duty Cycle Factor 10log(1/X) Note 3	AUX	Main	Duty Cycle Factor 10log(1/X) Note 3		
802.11ax-HE80	5	5985	106T	-0.20	0.00	N/A	-0.40	0.31	N/A	-0.06	-0.06	N/A	1.96	4.94
		6145		-1.02	-0.94	N/A	-0.86	-0.53	N/A	-1.54	-1.27	N/A	1.96	4.28
		6385		-1.55	-1.84	N/A	-1.42	-1.57	N/A	-1.36	-1.45	N/A	1.81	3.42
	6	6465		-1.97	-1.92	N/A	-1.80	-1.85	N/A	-2.04	-2.25	N/A	1.81	3.00
		6545		-2.25	-2.37	N/A	-2.17	-2.31	N/A	-2.73	-2.87	N/A	1.81	2.58
	7	6625		-3.22	-3.12	N/A	-3.05	-2.73	N/A	-3.45	-3.42	N/A	1.81	1.93
		6705		-3.43	-3.22	N/A	-3.16	-2.99	N/A	-3.94	-3.43	N/A	1.81	1.75
		6785		-2.98	-2.85	N/A	-2.53	-2.58	N/A	-3.03	-3.24	N/A	1.81	2.27
	8	6865		-3.01	-3.40	N/A	-2.72	-3.27	N/A	-2.49	-3.27	N/A	1.66	1.81
		6945		-1.66	-2.10	N/A	-1.62	-1.93	N/A	-2.20	-2.78	N/A	1.66	2.90
		7025		-2.28	-2.68	N/A	-1.89	-2.60	N/A	-2.55	-3.29	N/A	1.66	2.44

Mode	U-NII Band	Centre Frequency (MHz)	Tones	Average Conducted Output power (dBm)									Directional Antenna Gain (dBi) Note 4	Max EIRP (dBm) Note 5
				RU Index 53			RU Index 56			RU Index 60				
				AUX	Main	Duty Cycle Factor 10log(1/X) Note 3	AUX	Main	Duty Cycle Factor 10log(1/X) Note 3	AUX	Main	Duty Cycle Factor 10log(1/X) Note 3		
802.11ax-HE160 (80L)	5	6025	106T	-1.32	-1.09	N/A	-0.30	-0.21	N/A	0.09	0.35	N/A	1.96	5.19
		6185		-2.23	-2.15	N/A	-1.42	-1.37	N/A	-1.19	-0.79	N/A	1.96	3.98
		6345		-2.70	-2.97	N/A	-1.96	-1.90	N/A	-1.22	-1.37	N/A	1.81	3.53
	6	6505		-3.26	-3.23	N/A	-2.63	-2.51	N/A	-1.91	-2.24	N/A	1.81	2.75
	7	6665		-4.71	-4.44	N/A	-3.82	-3.50	N/A	-3.39	-3.15	N/A	1.81	1.55
		6825		-4.52	-4.19	N/A	-3.49	-3.53	N/A	-2.67	-2.92	N/A	1.66	1.88
	8	6985		-3.15	-3.63	N/A	-2.44	-2.83	N/A	-1.84	-2.44	N/A	1.66	2.54

Mode	U-NII Band	Centre Frequency (MHz)	Tones	Average Conducted Output power (dBm)									Directional Antenna Gain (dBi) Note 4	Max EIRP (dBm) Note 5
				RU Index S53			RU Index S56			RU Index S60				
				AUX	Main	Duty Cycle Factor 10log(1/X) Note 3	AUX	Main	Duty Cycle Factor 10log(1/X) Note 3	AUX	Main	Duty Cycle Factor 10log(1/X) Note 3		
802.11ax-HE160 (80H)	5	6025	106T	0.09	0.22	N/A	-0.46	-0.31	N/A	-1.80	-1.65	N/A	1.96	5.13
		6185		-1.36	-0.98	N/A	-1.85	-1.60	N/A	-3.51	-2.92	N/A	1.96	3.80
		6345		-1.55	-1.59	N/A	-1.85	-1.90	N/A	-3.20	-3.65	N/A	1.81	3.25
	6	6505		-2.21	-2.27	N/A	-2.49	-2.69	N/A	-4.04	-4.16	N/A	1.81	2.58
	7	6665		-3.28	-3.11	N/A	-3.81	-3.52	N/A	-5.41	-4.75	N/A	1.81	1.63
		6825		-2.69	-3.10	N/A	-3.31	-3.76	N/A	-4.52	-5.29	N/A	1.66	1.78
	8	6985		-1.88	-2.76	N/A	-2.59	-3.26	N/A	-3.93	-4.78	N/A	1.66	2.37

Note: 1. All results have been included cable loss.
2. EIRP limit is 24dBm
3. Duty cycle factor is not applicable for duty cycle > 98%.
4. According to KDB 662911 D01 d) ii), transmit signals are completely uncorrelated, then
Directional gain = $10 \log[(10^{G1/10} + 10^{G2/10} + \ldots + 10^{GN/10})/N_{ANT}]$ dBi
Directional gain:
5925MHz: $10 \log[(10^{2.2/10} + 10^{1.7/10})/2] = 1.96$dBi
6525MHz: $10 \log[(10^{2.1/10} + 10^{1.5/10})/2] = 1.81$dBi
7125MHz: $10 \log[(10^{1.9/10} + 10^{1.4/10})/2] = 1.66$dBi
The MIMO is uncorrelated and supported SDM(Spatial Division Multiplexing) mode only. This radio device doesn't support beamforming and Cyclic Delay Diversity (CDD).
5. Max EIRP = Max of Average Conducted Output Power [ANT A (AUX)+ ANT B (Main)+ Duty Cycle Factor]+ Directional gain.

This test report may be reproduced in full only. The document may only be updated by Audix Technology Corp. personnel. Any changes will be noted in the Document History section of the report.

Audix Technology Corp.
No. 491, Zhongfu Rd., Linkou Dist.,
New Taipei City244, Taiwan
Tel: +886 2 26099301
Fax: +886 2 26099303

Tones: 242T

Mode	U-NII Band	Centre Frequency (MHz)	Tones	Average Conducted Output power (dBm)			Directional Antenna Gain (dBi) Note 4	Max EIRP (dBm) Note 5
				RU Index 61				
				AUX	Main	Duty Cycle Factor 10log(1/X) Note 3		
802.11ax-HE20	5	5955	242T	3.05	2.39	N/A	1.96	7.70
		6175		3.16	2.33	N/A	1.96	7.74
		6415		3.08	2.05	N/A	1.81	7.42
	6	6435		2.37	1.48	N/A	1.81	6.77
		6475		2.33	1.48	N/A	1.81	6.75
		6515		2.26	1.62	N/A	1.81	6.77
	7	6535		-0.15	-0.45	N/A	1.81	4.52
		6695		-0.73	-0.44	N/A	1.81	4.24
		6855		0.22	-0.66	N/A	1.66	4.47
	8	6875		-0.23	-0.99	N/A	1.66	4.08
		6995		0.36	-0.19	N/A	1.66	4.76
		7115		-2.83	-3.37	N/A	1.66	1.58

Mode	U-NII Band	Centre Frequency (MHz)	Tones	Average Conducted Output power (dBm)						Directional Antenna Gain (dBi) Note 4	Max EIRP (dBm) Note 5
				RU Index 61			RU Index 62				
				AUX	Main	Duty Cycle Factor 10log(1/X) Note 3	AUX	Main	Duty Cycle Factor 10log(1/X) Note 3		
802.11ax-HE40	5	5965	242T	2.95	2.31	N/A	2.77	2.11	N/A	1.96	7.61
		6165		2.72	1.98	N/A	2.52	2.01	N/A	1.96	7.34
		6405		2.72	1.68	N/A	2.69	1.81	N/A	1.81	7.09
	6	6445		2.11	1.14	N/A	1.89	1.53	N/A	1.81	6.53
		6485		1.92	1.48	N/A	2.06	1.45	N/A	1.81	6.59
	7	6525		1.91	1.61	N/A	2.68	2.08	N/A	1.81	7.21
		6685		-0.39	-0.52	N/A	-0.53	-0.59	N/A	1.81	4.37
		6845		0.34	-0.49	N/A	0.4	-0.38	N/A	1.66	4.70
	8	6885		0.11	-0.96	N/A	-0.08	-1.05	N/A	1.66	4.28
		7005		0.7	-0.47	N/A	0.72	-0.46	N/A	1.66	4.84
		7085		1.04	0.35	N/A	1.16	0.44	N/A	1.66	5.49

Note: 1. All results have been included cable loss.
2. EIRP limit is 24dBm
3. Duty cycle factor is not applicable for duty cycle > 98%.
4. According to KDB 662911 D01 d) ii), transmit signals are completely uncorrelated, then
Directional gain = $10 \log[(10^{G1/10} + 10^{G2/10} + \ldots + 10^{GN/10})/N_{ANT}]$ dBi
Directional gain:
5925MHz: $10 \log[(10^{2.2/10} + 10^{1.7/10})/2] = 1.96$dBi
6525MHz: $10 \log[(10^{2.1/10} + 10^{1.5/10})/2] = 1.81$dBi
7125MHz: $10 \log[(10^{1.9/10} + 10^{1.4/10})/2] = 1.66$dBi
The MIMO is uncorrelated and supported SDM(Spatial Division Multiplexing) mode only. This radio device doesn't support beamforming and Cyclic Delay Diversity (CDD).
5. Max EIRP = Max of Average Conducted Output Power [ANT A (AUX)+ ANT B (Main)+ Duty Cycle Factor]+ Directional gain.

This test report may be reproduced in full only. The document may only be updated by Audix Technology Corp. personnel. Any changes will be noted in the Document History section of the report.

Audix Technology Corp.
No. 491, Zhongfu Rd., Linkou Dist.,
New Taipei City244, Taiwan

Tel: +886 2 26099301
Fax: +886 2 26099303

Mode	U-NII Band	Centre Frequency (MHz)	Tones	Average Conducted Output power (dBm)									Directional Antenna Gain (dBi) Note 4	Max EIRP (dBm) Note 5
				RU Index 61			RU Index 62			RU Index 64				
				AUX	Main	Duty Cycle Factor 10log(1/X) Note 3	AUX	Main	Duty Cycle Factor 10log(1/X) Note 3	AUX	Main	Duty Cycle Factor 10log(1/X) Note 3		
802.11ax-HE80	5	5985	242T	2.36	1.65	N/A	2.84	1.91	N/A	2.56	1.81	N/A	1.96	7.37
		6145		2.63	1.6	N/A	2.73	2.16	N/A	2.46	1.94	N/A	1.96	7.42
		6385		2.52	1.49	N/A	2.61	1.59	N/A	2.51	1.76	N/A	1.81	6.97
	6	6465		2.07	0.84	N/A	3.02	1.91	N/A	1.77	1.21	N/A	1.81	7.32
		6545		2.01	1.19	N/A	2.91	1.92	N/A	2.8	1.45	N/A	1.81	7.26
	7	6625		-0.61	-0.57	N/A	-0.06	-0.09	N/A	2.71	1.73	N/A	1.81	7.07
		6705		-0.82	-0.65	N/A	-0.3	-0.27	N/A	-0.67	-0.71	N/A	1.81	4.54
		6785		0.07	-0.27	N/A	0.36	0.16	N/A	-0.01	-0.27	N/A	1.81	5.08
	8	6865		0.08	-0.72	N/A	0.37	-0.52	N/A	-0.21	-0.78	N/A	1.66	4.62
		6945		0.64	-0.01	N/A	1.08	0.32	N/A	0.71	-0.07	N/A	1.66	5.39
		7025		0.25	-0.62	N/A	0.77	-0.35	N/A	0.31	-0.72	N/A	1.66	4.92

Mode	U-NII Band	Centre Frequency (MHz)	Tones	Average Conducted Output power (dBm)									Directional Antenna Gain (dBi) Note 4	Max EIRP (dBm) Note 5
				RU Index 61			RU Index 62			RU Index 64				
				AUX	Main	Duty Cycle Factor 10log(1/X) Note 3	AUX	Main	Duty Cycle Factor 10log(1/X) Note 3	AUX	Main	Duty Cycle Factor 10log(1/X) Note 3		
802.11ax-HE160 (80L)	5	6025	242T	3	2.36	N/A	3.55	2.51	N/A	2.96	2.14	N/A	1.96	8.03
		6185		3	2.14	N/A	3.4	2.61	N/A	2.92	2.06	N/A	1.96	7.99
		6345		2.97	1.95	N/A	3.01	2.31	N/A	2.68	2.03	N/A	1.81	7.49
	6	6505		2.47	1.19	N/A	3.39	2.65	N/A	2.45	1.46	N/A	1.81	7.86
	7	6665		-0.66	-0.75	N/A	0.23	0.01	N/A	0.87	0.86	N/A	1.81	5.69
		6825		0.01	-0.52	N/A	0.66	0.29	N/A	1.4	0.71	N/A	1.66	5.74
	8	6985		0.56	-0.39	N/A	1.1	0.2	N/A	2.02	0.98	N/A	1.66	6.20

Mode	U-NII Band	Centre Frequency (MHz)	Tones	Average Conducted Output power (dBm)									Directional Antenna Gain (dBi) Note 4	Max EIRP (dBm) Note 5
				RU Index S61			RU Index S62			RU Index S64				
				AUX	Main	Duty Cycle Factor 10log(1/X) Note 3	AUX	Main	Duty Cycle Factor 10log(1/X) Note 3	AUX	Main	Duty Cycle Factor 10log(1/X) Note 3		
802.11ax-HE160 (80H)	5	6025	242T	2.87	1.99	N/A	2.94	2.32	N/A	3.03	2.53	N/A	1.96	7.76
		6185		3.22	2.02	N/A	2.92	2.16	N/A	2.97	2.14	N/A	1.96	7.63
		6345		2.95	1.88	N/A	2.87	1.61	N/A	2.88	1.93	N/A	1.81	7.27
	6	6505		2.42	1.56	N/A	3.2	2.38	N/A	3.1	2.23	N/A	1.81	7.63
	7	6665		0.71	0.73	N/A	-0.75	-0.79	N/A	-0.51	-0.58	N/A	1.81	5.54
		6825		1.58	0.91	N/A	1.27	0.65	N/A	-0.14	-0.77	N/A	1.66	5.93
	8	6985		1.91	0.89	N/A	1.72	0.83	N/A	0.49	-0.44	N/A	1.66	6.10

Note: 1. All results have been included cable loss.
2. EIRP limit is 24dBm
3. Duty cycle factor is not applicable for duty cycle > 98%.
4. According to KDB 662911 D01 d) ii), transmit signals are completely uncorrelated, then
Directional gain = $10 \log[(10^{G1/10} + 10^{G2/10} + \ldots + 10^{GN/10})/N_{ANT}]$ dBi
Directional gain:
5925MHz: $10 \log[(10^{2.2/10} + 10^{1.7/10})/2] = 1.96$dBi
6525MHz: $10 \log[(10^{2.1/10} + 10^{1.5/10})/2] = 1.81$dBi
7125MHz: $10 \log[(10^{1.9/10} + 10^{1.4/10})/2] = 1.66$dBi
The MIMO is uncorrelated and supported SDM(Spatial Division Multiplexing) mode only. This radio device doesn't support beamforming and Cyclic Delay Diversity (CDD).
5. Max EIRP = Max of Average Conducted Output Power [ANT A (AUX)+ ANT B (Main)+ Duty Cycle Factor]+ Directional gain.

This test report may be reproduced in full only. The document may only be updated by Audix Technology Corp. personnel. Any changes will be noted in the Document History section of the report.

Audix Technology Corp.
No. 491, Zhongfu Rd., Linkou Dist.,
New Taipei City244, Taiwan
Tel: +886 2 26099301
Fax: +886 2 26099303

Tones: 484T

Mode	U-NII Band	Centre Frequency (MHz)	Tones	Average Conducted Output power (dBm)			Directional Antenna Gain (dBi) Note 4	Max EIRP (dBm) Note 5
				RU Index 65				
				AUX	Main	Duty Cycle Factor 10log(1/X) Note 3		
802.11ax-HE40	5	5965	484T	5.61	5.05	N/A	1.96	10.31
		6165		5.55	5.2	N/A	1.96	10.35
		6405		5.69	5.03	N/A	1.81	10.19
	6	6445		5.62	4.77	N/A	1.81	10.04
		6485		5.66	5.16	N/A	1.81	10.24
	7	6525		5.63	4.99	N/A	1.81	10.14
		6685		4.97	4.31	N/A	1.81	9.47
		6845		5.09	4.36	N/A	1.66	9.41
	8	6885		4.97	4.36	N/A	1.66	9.35
		7005		4.85	4.33	N/A	1.66	9.27
		7085		5.03	4.19	N/A	1.66	9.30

Mode	U-NII Band	Centre Frequency (MHz)	Tones	Average Conducted Output power (dBm)						Directional Antenna Gain (dBi) Note 4	Max EIRP (dBm) Note 5
				RU Index 65			RU Index 66				
				AUX	Main	Duty Cycle Factor 10log(1/X) Note 3	AUX	Main	Duty Cycle Factor 10log(1/X) Note 3		
802.11ax-HE80	5	5985	484T	5.53	4.9	N/A	5.46	5.2	N/A	1.96	10.30
		6145		5.44	4.9	N/A	5.5	5	N/A	1.96	10.23
		6385		5.48	4.82	N/A	5.45	4.69	N/A	1.81	9.98
	6	6465		5.73	4.66	N/A	5.42	4.77	N/A	1.81	10.05
		6545		5.45	4.98	N/A	5.57	4.71	N/A	1.81	10.04
	7	6625		4.75	3.91	N/A	4.97	4.14	N/A	1.81	9.40
		6705		4.74	4.25	N/A	4.82	4.37	N/A	1.81	9.42
		6785		5.02	4.2	N/A	5.04	4.28	N/A	1.81	9.50
	8	6865		5.05	3.92	N/A	4.92	4.25	N/A	1.66	9.27
		6945		4.85	4.15	N/A	4.86	4.07	N/A	1.66	9.18
		7025		4.79	4.48	N/A	4.74	4.33	N/A	1.66	9.31

Note: 1. All results have been included cable loss.
2. EIRP limit is 24dBm
3. Duty cycle factor is not applicable for duty cycle > 98%.
4. According to KDB 662911 D01 d) ii), transmit signals are completely uncorrelated, then
Directional gain = $10 \log[(10^{G1/10} + 10^{G2/10} + \ldots + 10^{GN/10})/N_{ANT}]$ dBi
Directional gain:
5925MHz: $10 \log[(10^{2.2/10} + 10^{1.7/10})/2] = 1.96$dBi
6525MHz: $10 \log[(10^{2.1/10} + 10^{1.5/10})/2] = 1.81$dBi
7125MHz: $10 \log[(10^{1.9/10} + 10^{1.4/10})/2] = 1.66$dBi
The MIMO is uncorrelated and supported SDM(Spatial Division Multiplexing) mode only. This radio device doesn't support beamforming and Cyclic Delay Diversity (CDD).
5. Max EIRP = Max of Average Conducted Output Power [ANT A (AUX)+ ANT B (Main)+ Duty Cycle Factor]+ Directional gain.

This test report may be reproduced in full only. The document may only be updated by Audix Technology Corp. personnel. Any changes will be noted in the Document History section of the report.

Audix Technology Corp.
No. 491, Zhongfu Rd., Linkou Dist.,
New Taipei City244, Taiwan
Tel: +886 2 26099301
Fax: +886 2 26099303

Mode	U-NII Band	Centre Frequency (MHz)	Tones	Average Conducted Output power (dBm)						Directional Antenna Gain (dBi) Note 4	Max EIRP (dBm) Note 5
				RU Index 65			RU Index 66				
				AUX	Main	Duty Cycle Factor 10log(1/X) Note 3	AUX	Main	Duty Cycle Factor 10log(1/X) Note 3		
802.11ax-HE160 (80L)	5	6025	484T	5.99	5.33	N/A	5.95	5.51	N/A	1.96	10.71
		6185		5.65	5.23	N/A	5.91	5.47	N/A	1.96	10.67
		6345		5.8	5.16	N/A	5.8	5.13	N/A	1.81	10.31
	6	6505		5.92	4.94	N/A	5.59	5.23	N/A	1.81	10.28
	7	6665		4.95	4.14	N/A	5.23	4.3	N/A	1.81	9.61
		6825		5.07	4.3	N/A	5.01	4.11	N/A	1.66	9.37
	8	6985		5.15	3.95	N/A	5.02	4.17	N/A	1.66	9.29

Mode	U-NII Band	Centre Frequency (MHz)	Tones	Average Conducted Output power (dBm)						Directional Antenna Gain (dBi) Note 4	Max EIRP (dBm) Note 5
				RU Index S65			RU Index S66				
				AUX	Main	Duty Cycle Factor 10log(1/X) Note 3	AUX	Main	Duty Cycle Factor 10log(1/X) Note 3		
802.11ax-HE160 (80H)	5	6025	484T	5.76	5.22	N/A	5.82	5.43	N/A	1.96	10.60
		6185		6.01	5.38	N/A	5.77	5.27	N/A	1.96	10.68
		6345		5.7	5.16	N/A	5.89	5.16	N/A	1.81	10.36
	6	6505		5.84	5.23	N/A	5.96	5.2	N/A	1.81	10.42
	7	6665		5.28	4.35	N/A	5.17	4.28	N/A	1.81	9.66
		6825		5.27	4.18	N/A	5.07	4.15	N/A	1.66	9.43
	8	6985		5.13	4.42	N/A	5	4.16	N/A	1.66	9.46

Note: 1. All results have been included cable loss.
2. EIRP limit is 24dBm
3. Duty cycle factor is not applicable for duty cycle > 98%.
4. According to KDB 662911 D01 d) ii), transmit signals are completely uncorrelated, then
Directional gain = $10 \log[(10^{G1/10} + 10^{G2/10} + \ldots + 10^{GN/10})/N_{ANT}]$ dBi
Directional gain:
5925MHz: $10 \log[(10^{2.2/10} + 10^{1.7/10})/2] = 1.96$dBi
6525MHz: $10 \log[(10^{2.1/10} + 10^{1.5/10})/2] = 1.81$dBi
7125MHz: $10 \log[(10^{1.9/10} + 10^{1.4/10})/2] = 1.66$dBi
The MIMO is uncorrelated and supported SDM(Spatial Division Multiplexing) mode only. This radio device doesn't support beamforming and Cyclic Delay Diversity (CDD).
5. Max EIRP = Max of Average Conducted Output Power [ANT A (AUX)+ ANT B (Main)+ Duty Cycle Factor]+ Directional gain.

This test report may be reproduced in full only. The document may only be updated by Audix Technology Corp. personnel. Any changes will be noted in the Document History section of the report.

Audix Technology Corp.
No. 491, Zhongfu Rd., Linkou Dist.,
New Taipei City244, Taiwan
Tel: +886 2 26099301
Fax: +886 2 26099303

Tones: 996T

Mode	U-NII Band	Centre Frequency (MHz)	Tones	Average Conducted Output power (dBm)			Directional Antenna Gain (dBi) Note 4	Max EIRP (dBm) Note 5
				RU Index 67				
				AUX	Main	Duty Cycle Factor 10log(1/X) Note 3		
802.11ax-HE80	5	5985	996T	7.78	7.25	N/A	1.96	12.49
		6145		7.99	7.53	N/A	1.96	12.74
		6385		7.83	7.51	N/A	1.81	12.49
	6	6465		7.45	7.22	N/A	1.81	12.16
		6545		7.42	7.29	N/A	1.81	12.18
	7	6625		6.78	6.7	N/A	1.81	11.56
		6705		6.97	6.43	N/A	1.81	11.53
		6785		6.96	6.58	N/A	1.81	11.59
	8	6865		6.98	6.67	N/A	1.66	11.50
		6945		6.98	6.68	N/A	1.66	11.50
		7025		6.61	6.46	N/A	1.66	11.21

Mode	U-NII Band	Centre Frequency (MHz)	Tones	Average Conducted Output power (dBm)						Directional Antenna Gain (dBi) Note 4	Max EIRP (dBm) Note 5
				RU Index 67			RU Index S67				
				AUX	Main	Duty Cycle Factor 10log(1/X) Note 3	AUX	Main	Duty Cycle Factor 10log(1/X) Note 3		
802.11ax-HE160	5	6025	996T	7.73	7.46	N/A	7.85	7.47	N/A	1.96	12.57
		6185		7.7	7.54	N/A	8.02	7.52	N/A	1.96	12.59
		6345		7.96	7.54	N/A	7.89	7.49	N/A	1.81	12.58
	6	6505		7.46	7.19	N/A	7.23	7.13	N/A	1.81	12.15
	7	6665		6.88	6.62	N/A	6.96	6.57	N/A	1.81	11.57
		6825		7.07	6.8	N/A	6.79	6.7	N/A	1.66	11.61
	8	6985		6.7	6.58	N/A	6.73	6.5	N/A	1.66	11.31

Note: 1. All results have been included cable loss.
2. EIRP limit is 24dBm
3. Duty cycle factor is not applicable for duty cycle > 98%.
4. According to KDB 662911 D01 d) ii), transmit signals are completely uncorrelated, then
Directional gain = 10 log[($10^{G1/10}$ + $10^{G2/10}$ + … + $10^{GN/10}$)/N_{ANT}] dBi
Directional gain:
5925MHz: 10 log[($10^{2.2/10}$ +$10^{1.7/10}$)/2]= 1.96dBi
6525MHz: 10 log[($10^{2.1/10}$ +$10^{1.5/10}$)/2]= 1.81dBi
7125MHz: 10 log[($10^{1.9/10}$ +$10^{1.4/10}$)/2]= 1.66dBi
The MIMO is uncorrelated and supported SDM(Spatial Division Multiplexing) mode only. This radio device doesn't support beamforming and Cyclic Delay Diversity (CDD).
5. Max EIRP = Max of Average Conducted Output Power [ANT A (AUX)+ ANT B (Main)+ Duty Cycle Factor]+ Directional gain.

This test report may be reproduced in full only. The document may only be updated by Audix Technology Corp. personnel. Any changes will be noted in the Document History section of the report.

Audix Technology Corp.
No. 491, Zhongfu Rd., Linkou Dist.,
New Taipei City244, Taiwan

Tel: +886 2 26099301
Fax: +886 2 26099303

A.4.2 Measurement Plots

802.11ax-HE80	
U-NII Band 5	
AUX	Main
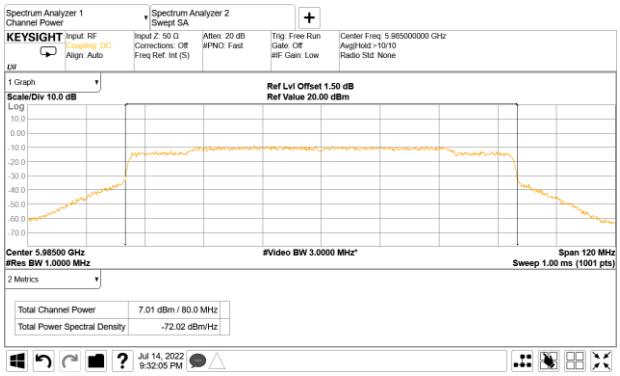	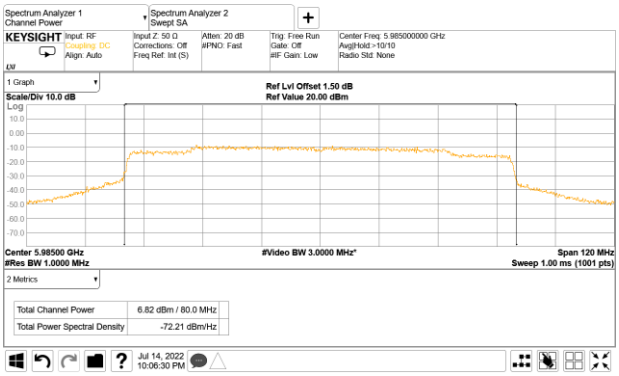
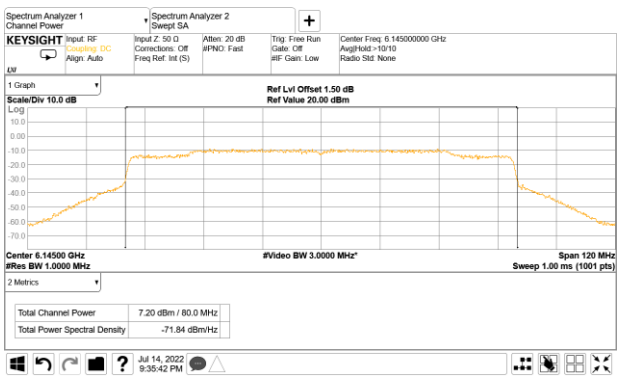	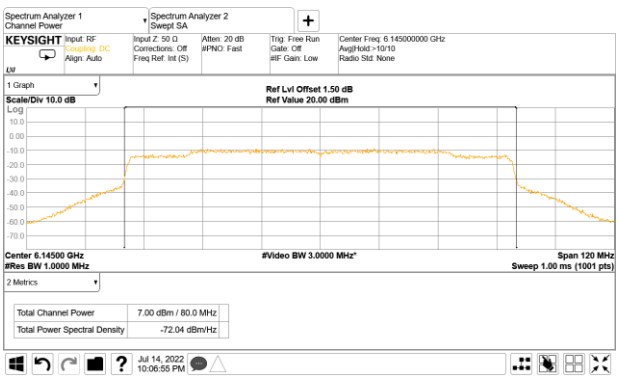
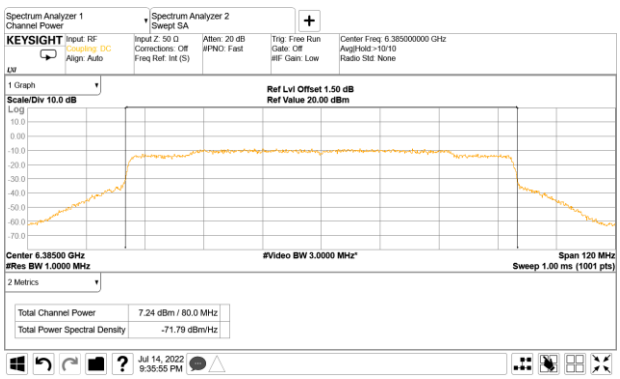	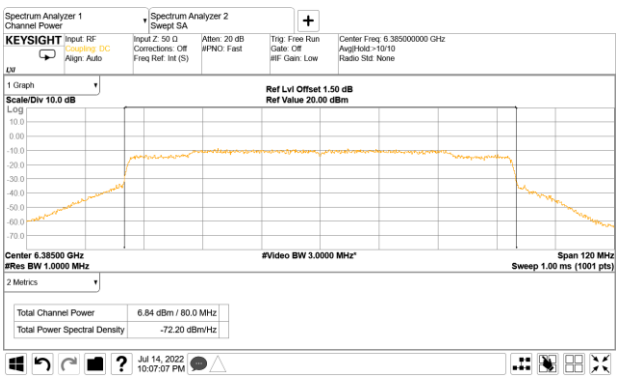

This test report may be reproduced in full only. The document may only be updated by Audix Technology Corp. personnel. Any changes will be noted in the Document History section of the report.

Audix Technology Corp.
No. 491, Zhongfu Rd., Linkou Dist.,
New Taipei City244, Taiwan

Tel: +886 2 26099301
Fax: +886 2 26099303

802.11ax-HE80	
U-NII Band 6	
AUX	Main
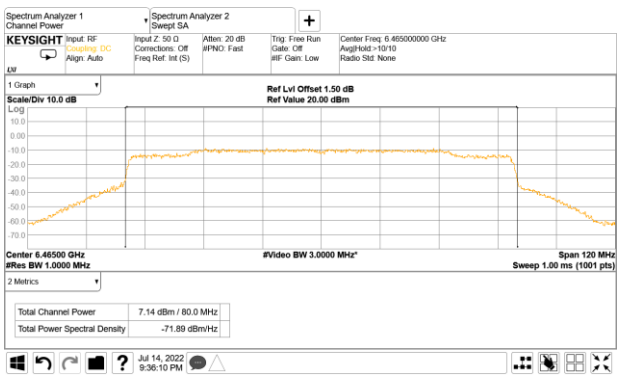	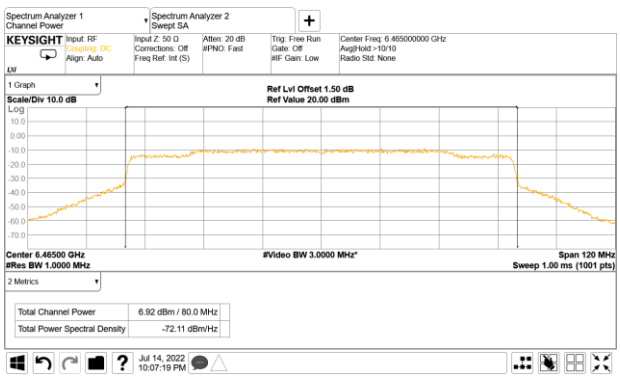
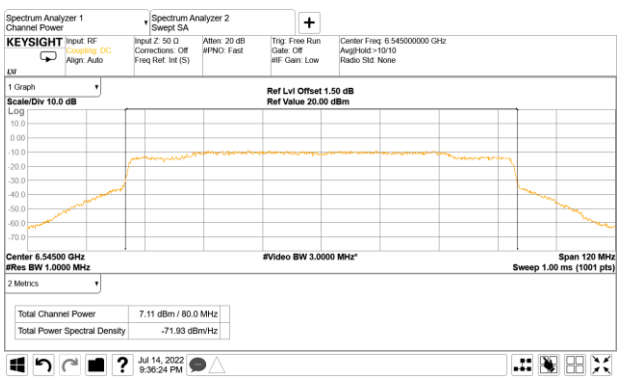	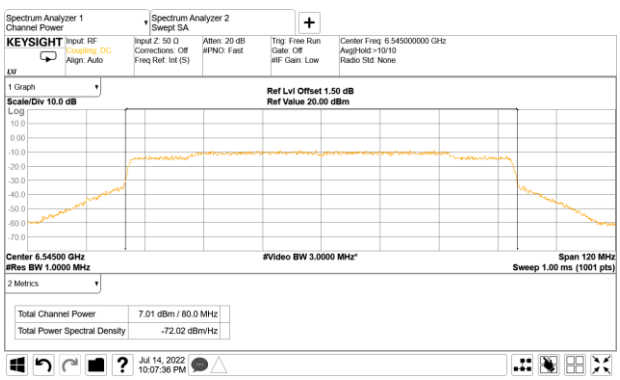

This test report may be reproduced in full only. The document may only be updated by Audix Technology Corp. personnel. Any changes will be noted in the Document History section of the report.

Audix Technology Corp.
No. 491, Zhongfu Rd., Linkou Dist.,
New Taipei City244, Taiwan

Tel: +886 2 26099301
Fax: +886 2 26099303

802.11ax-HE80	
U-NII Band 7	
AUX	ANT B (Main)
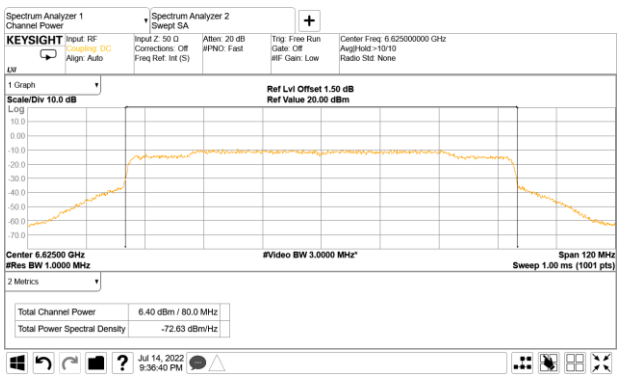	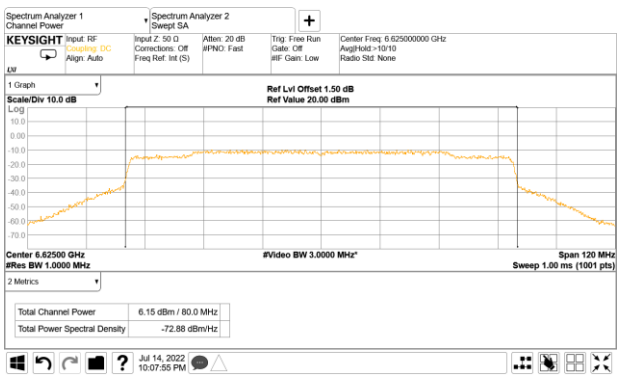
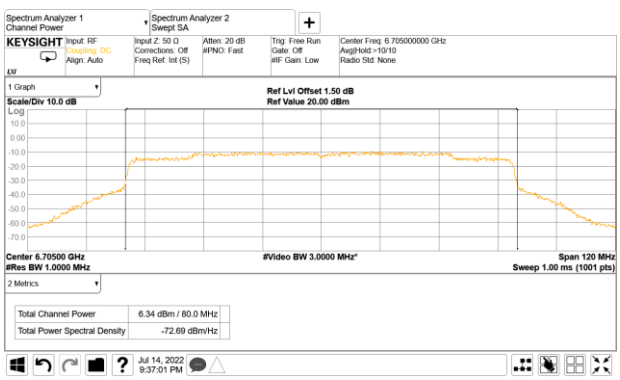	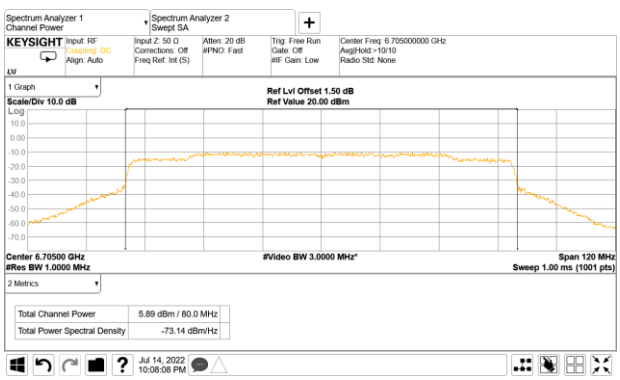
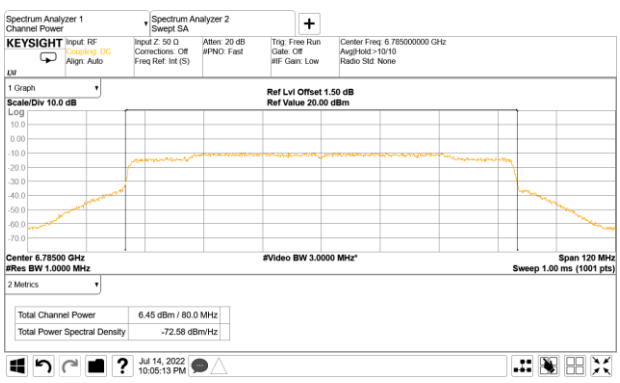	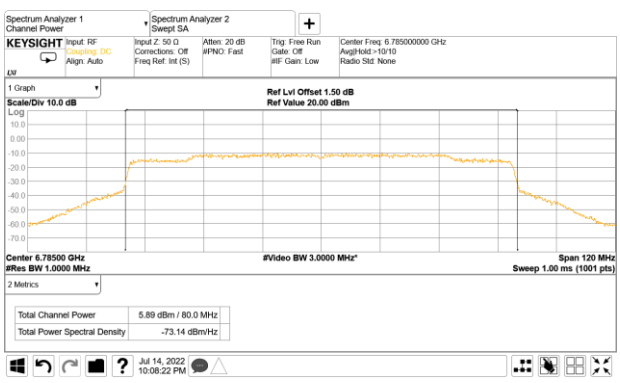

This test report may be reproduced in full only. The document may only be updated by Audix Technology Corp. personnel. Any changes will be noted in the Document History section of the report.

Audix Technology Corp.
No. 491, Zhongfu Rd., Linkou Dist.,
New Taipei City244, Taiwan

Tel: +886 2 26099301
Fax: +886 2 26099303

802.11ax-HE80	
U-NII Band 8	
AUX	Main
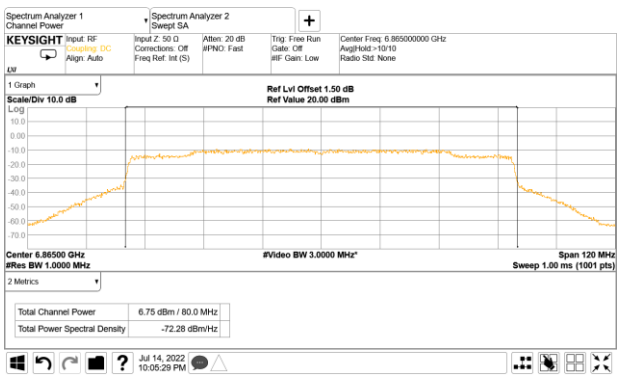	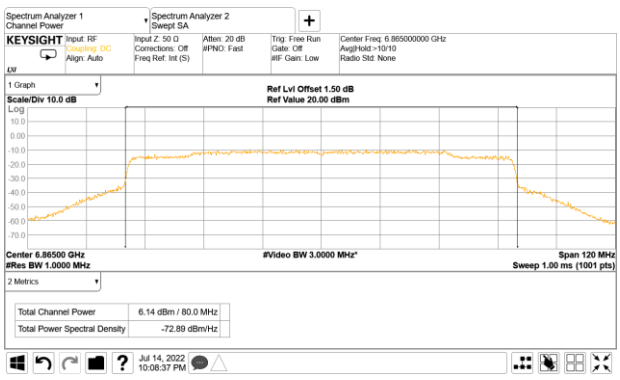
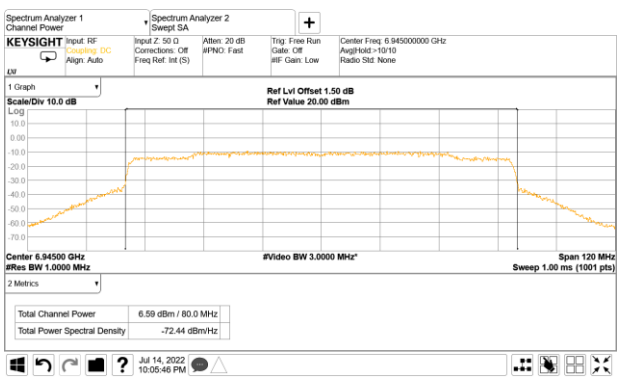	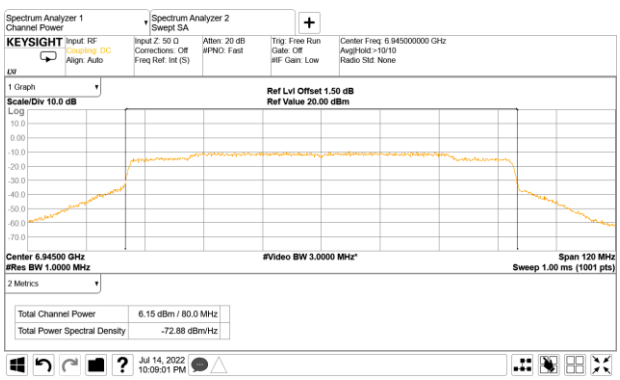
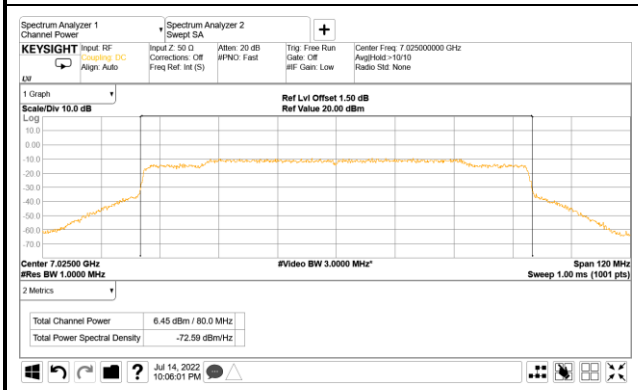	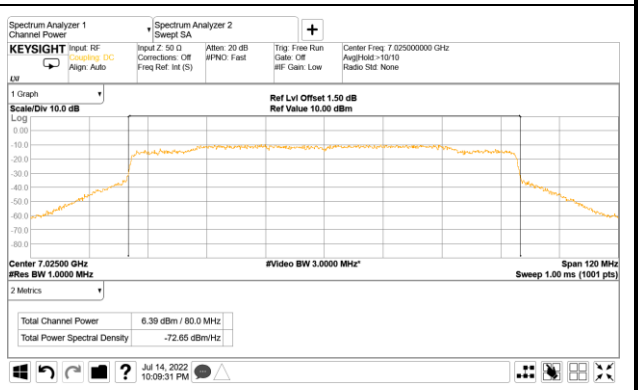

This test report may be reproduced in full only. The document may only be updated by Audix Technology Corp. personnel. Any changes will be noted in the Document History section of the report.

Audix Technology Corp.
No. 491, Zhongfu Rd., Linkou Dist.,
New Taipei City244, Taiwan

Tel: +886 2 26099301
Fax: +886 2 26099303

802.11ax-HE160	
U-NII Band 5	
AUX	Main
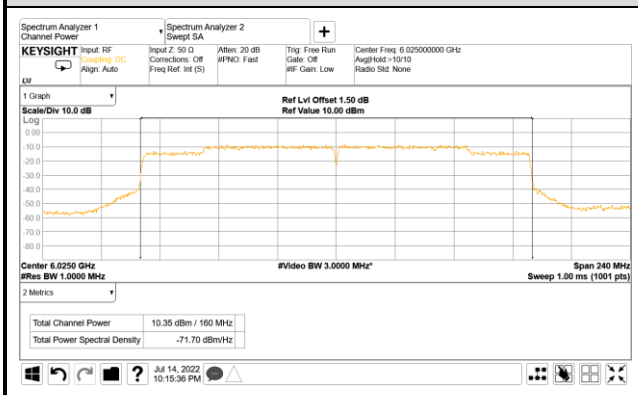	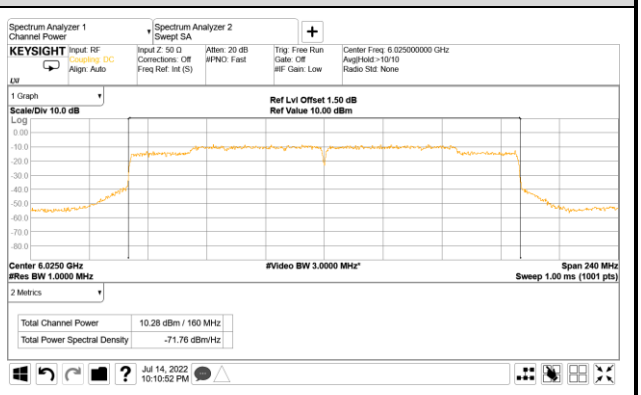
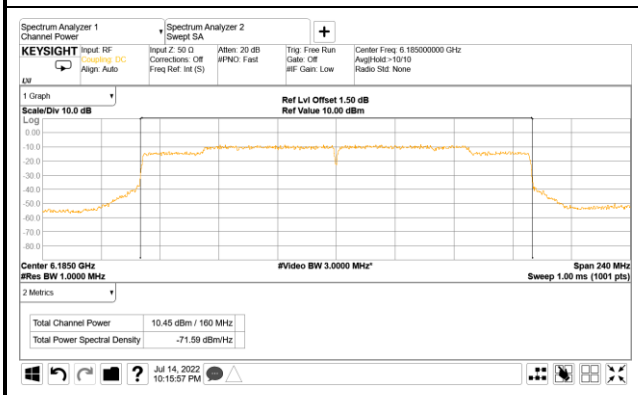	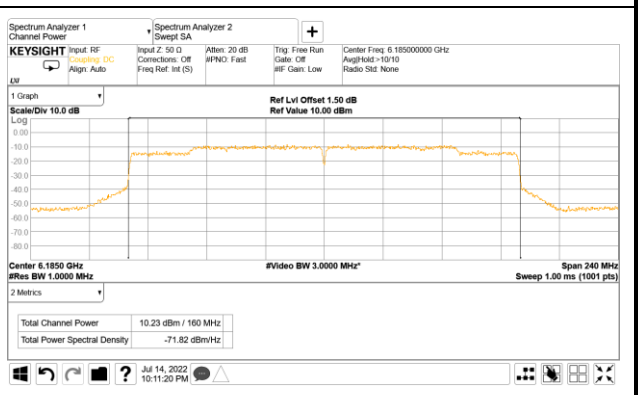
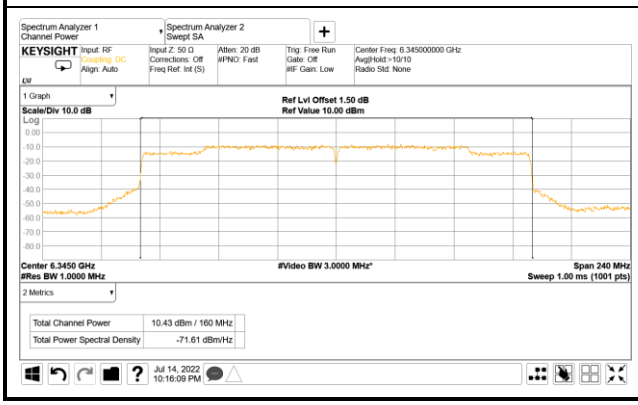	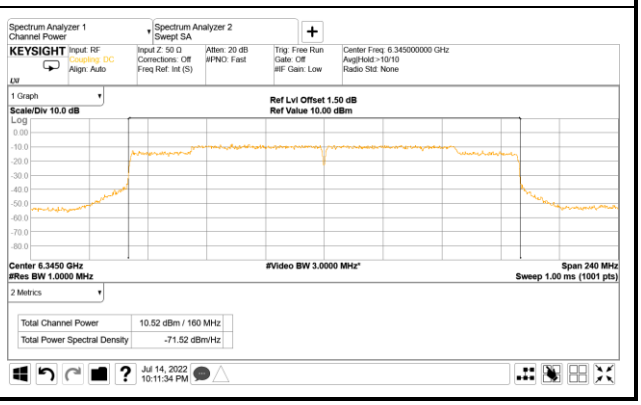

This test report may be reproduced in full only. The document may only be updated by Audix Technology Corp. personnel. Any changes will be noted in the Document History section of the report.

Audix Technology Corp.
No. 491, Zhongfu Rd., Linkou Dist.,
New Taipei City244, Taiwan

Tel: +886 2 26099301
Fax: +886 2 26099303

802.11ax-HE160	
U-NII Band 6	
AUX	Main
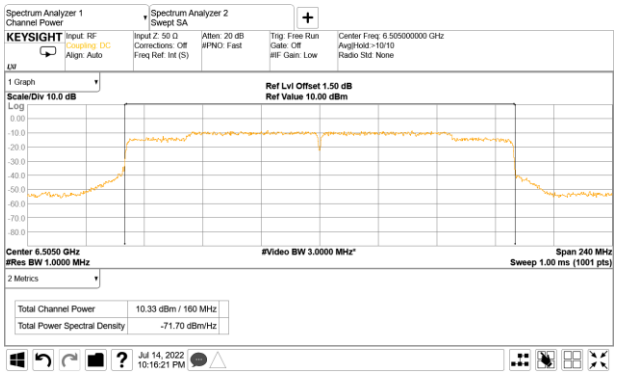	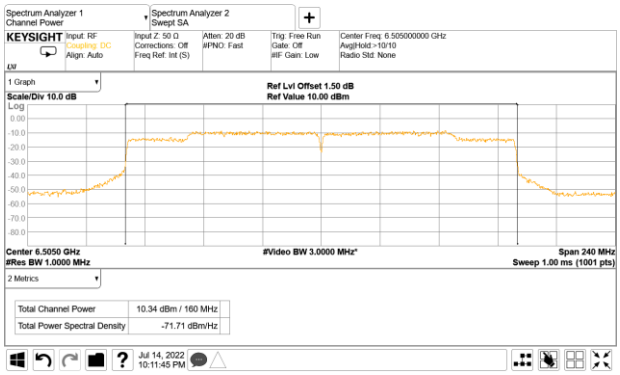

802.11ax-HE160	
U-NII Band 7	
AUX	Main
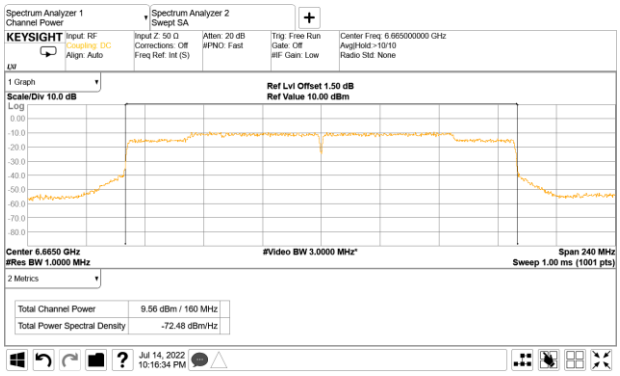	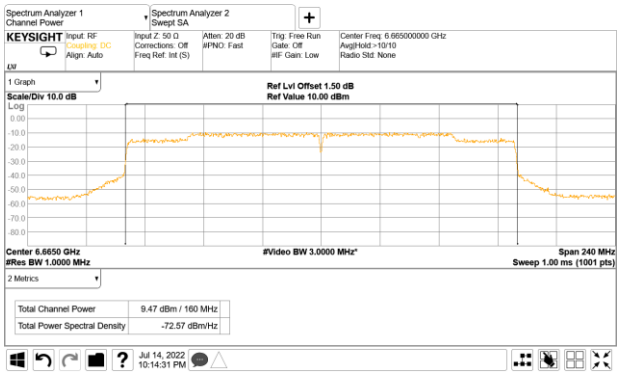
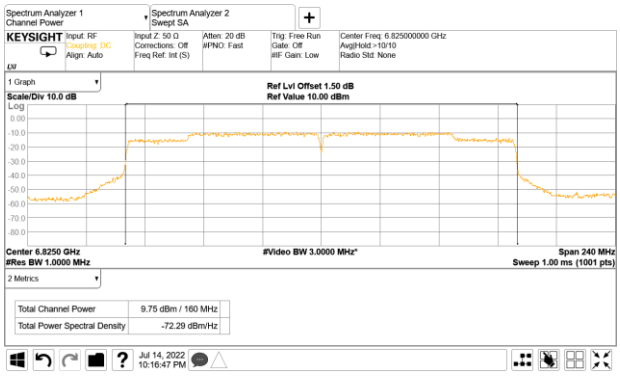	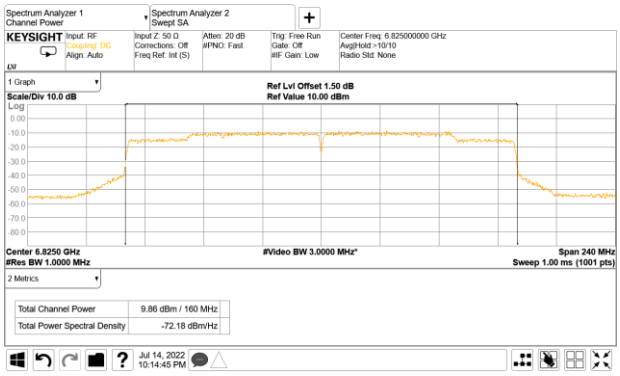

This test report may be reproduced in full only. The document may only be updated by Audix Technology Corp. personnel. Any changes will be noted in the Document History section of the report.

Audix Technology Corp.
No. 491, Zhongfu Rd., Linkou Dist.,
New Taipei City244, Taiwan

Tel: +886 2 26099301
Fax: +886 2 26099303

802.11ax-HE160	
U-NII Band 8	
AUX	Main
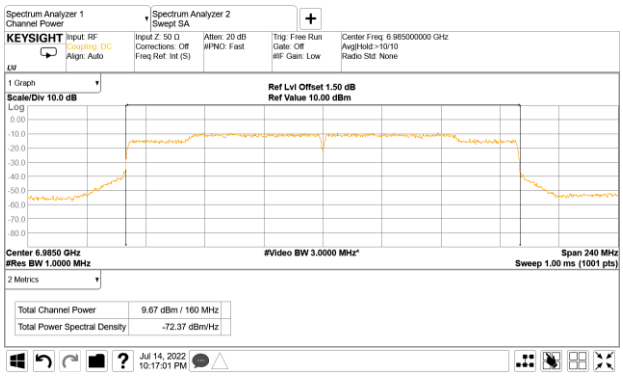	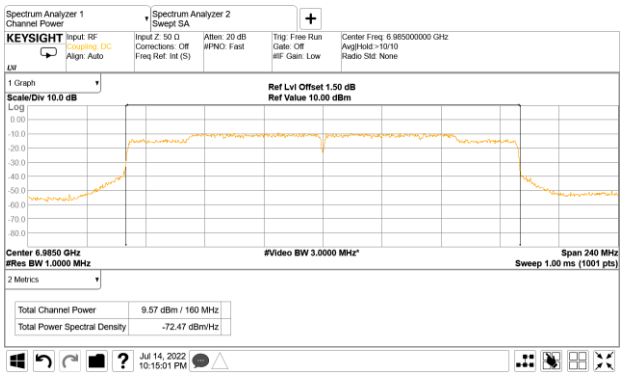

This test report may be reproduced in full only. The document may only be updated by Audix Technology Corp. personnel. Any changes will be noted in the Document History section of the report.

Audix Technology Corp.
No. 491, Zhongfu Rd., Linkou Dist.,
New Taipei City244, Taiwan

Tel: +886 2 26099301
Fax: +886 2 26099303

Tones: 996T	
802.11ax-HE80	
U-NII Band 5	
AUX	Main
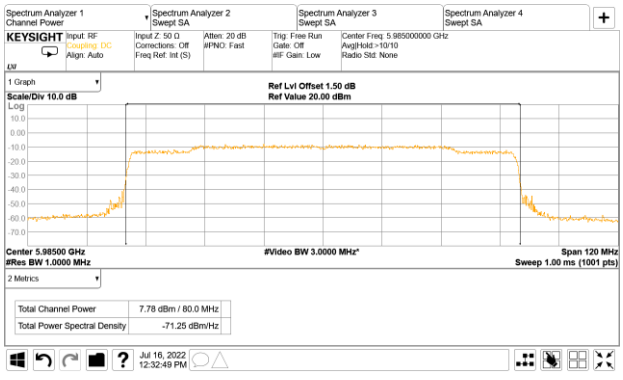	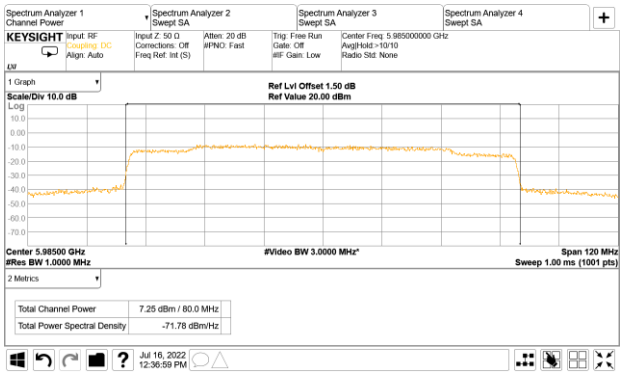
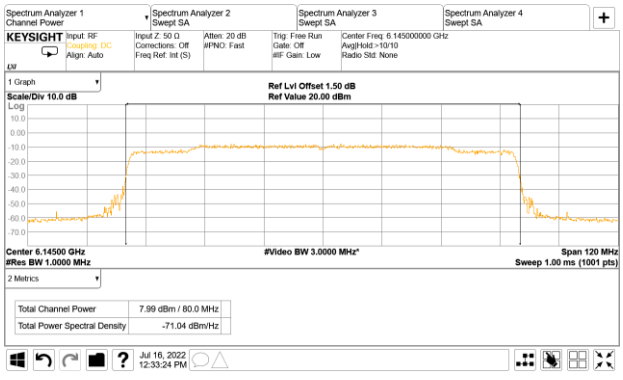	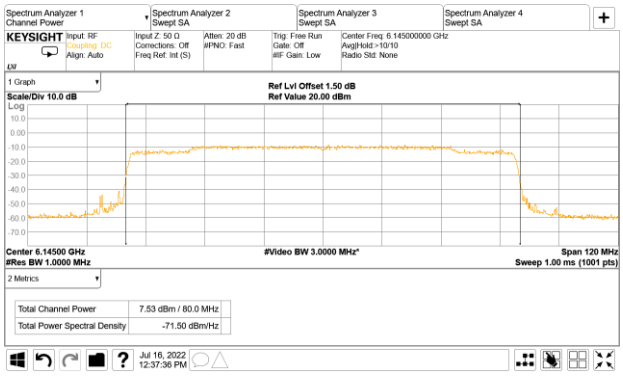
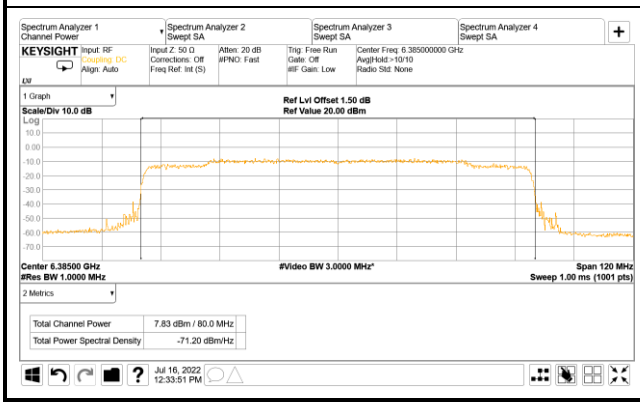	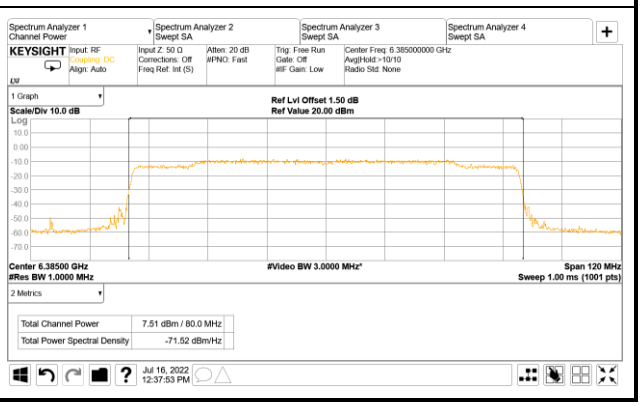

This test report may be reproduced in full only. The document may only be updated by Audix Technology Corp. personnel. Any changes will be noted in the Document History section of the report.

Audix Technology Corp.
No. 491, Zhongfu Rd., Linkou Dist.,
New Taipei City244, Taiwan

Tel: +886 2 26099301
Fax: +886 2 26099303

Tones: 996T	
802.11ax-HE80	
U-NII Band 6	
AUX	Main
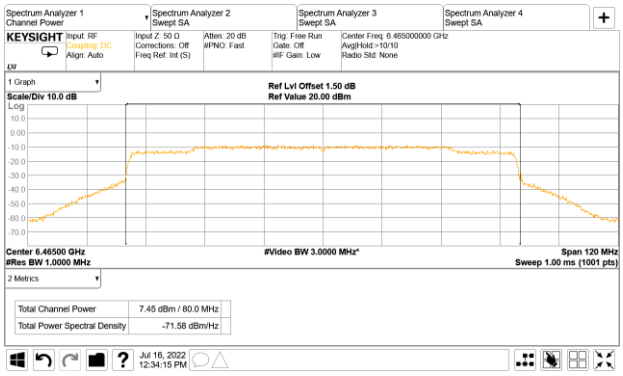	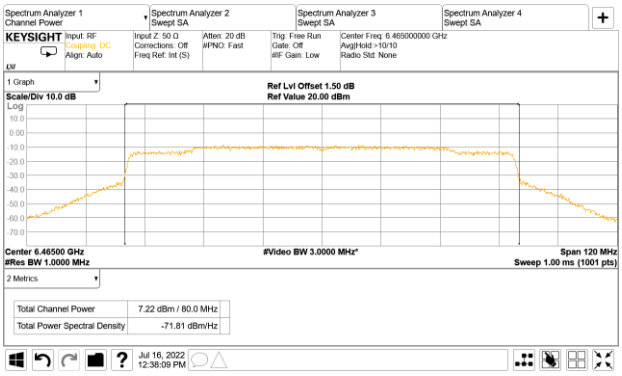
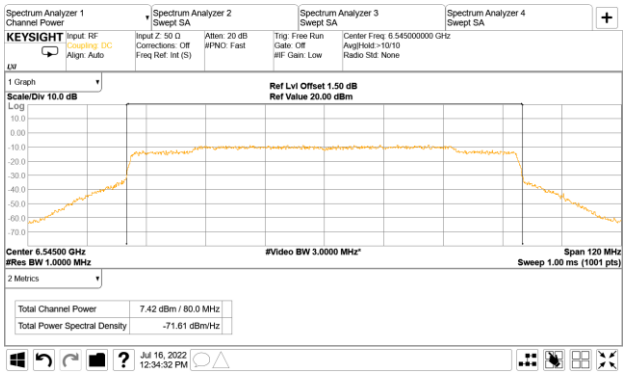	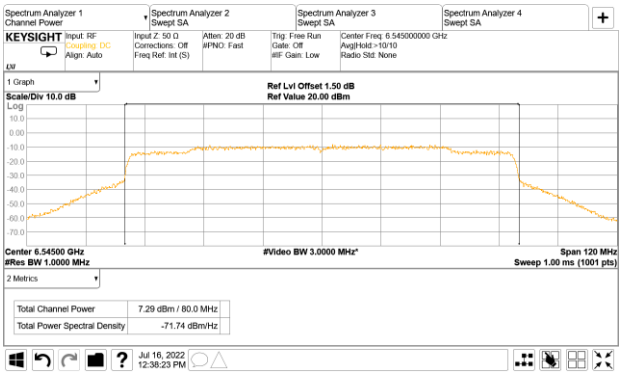

This test report may be reproduced in full only. The document may only be updated by Audix Technology Corp. personnel. Any changes will be noted in the Document History section of the report.

Audix Technology Corp.
No. 491, Zhongfu Rd., Linkou Dist.,
New Taipei City244, Taiwan

Tel: +886 2 26099301
Fax: +886 2 26099303

Tones: 996T	
802.11ax-HE80	
U-NII Band 7	
AUX	Main
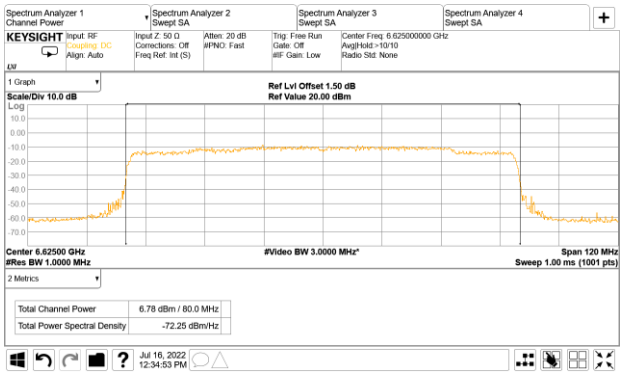	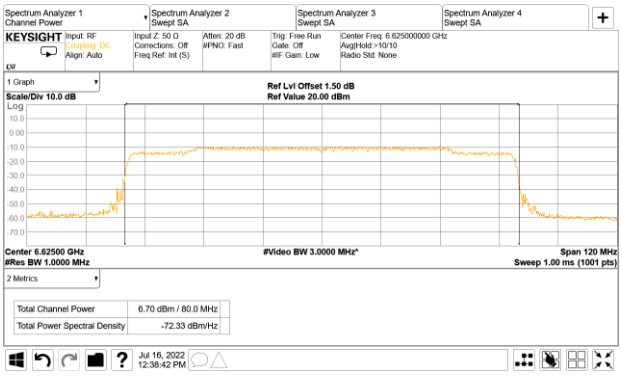
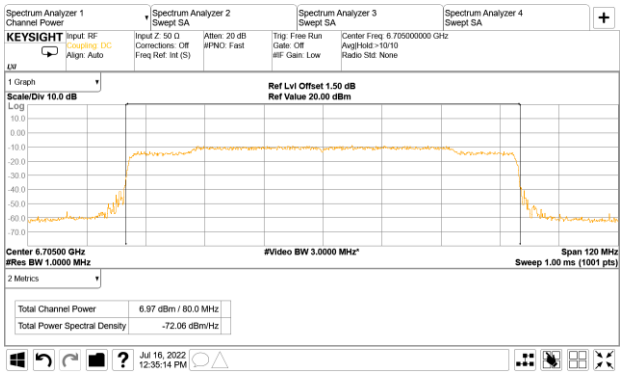	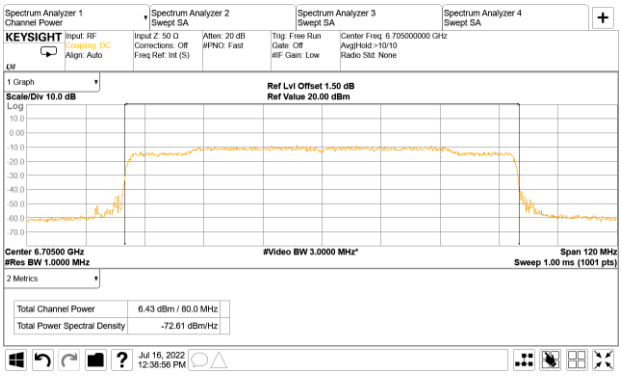
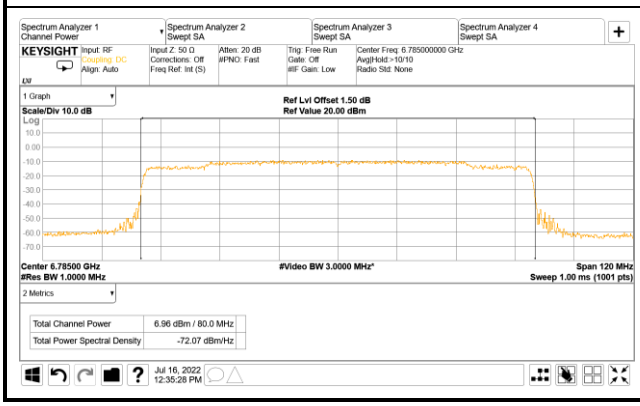	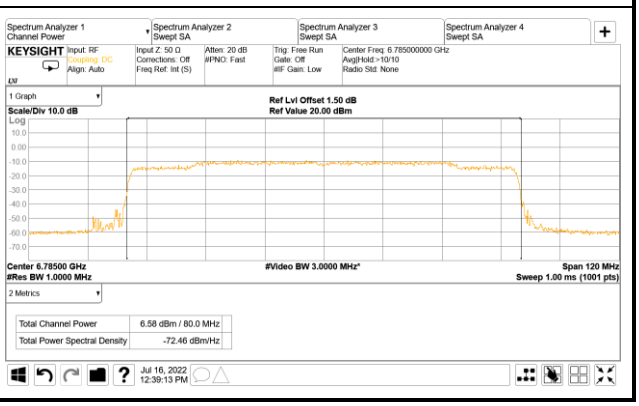

This test report may be reproduced in full only. The document may only be updated by Audix Technology Corp. personnel. Any changes will be noted in the Document History section of the report.

Audix Technology Corp.
No. 491, Zhongfu Rd., Linkou Dist.,
New Taipei City244, Taiwan

Tel: +886 2 26099301
Fax: +886 2 26099303

Tones: 996T	
802.11ax-HE80	
U-NII Band 8	
AUX	Main
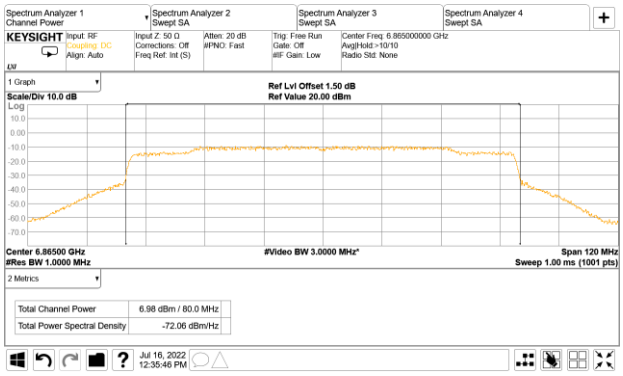	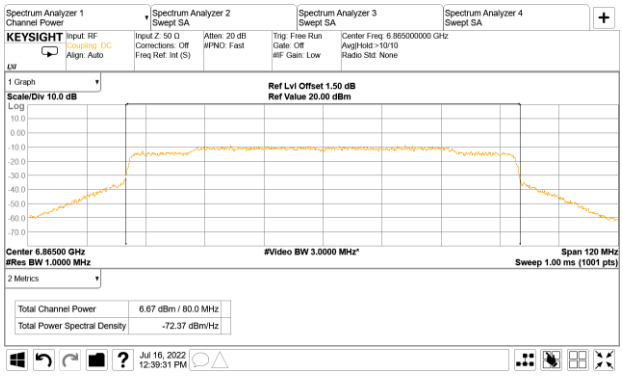
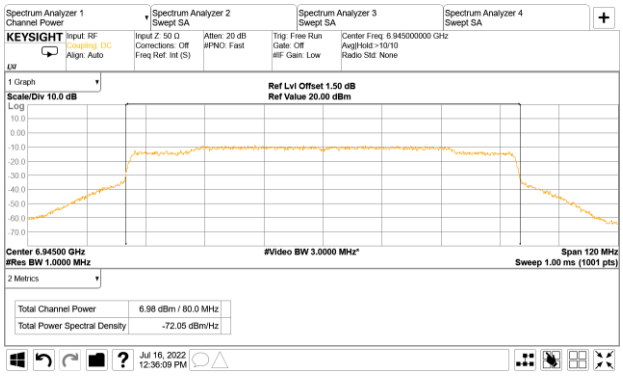	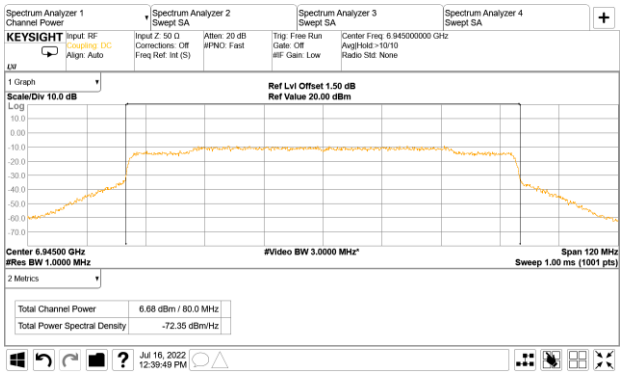
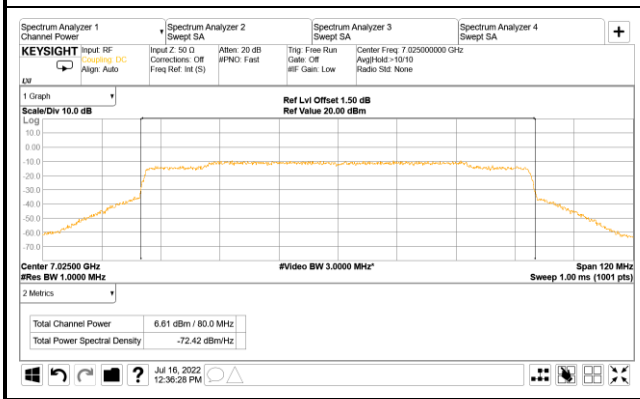	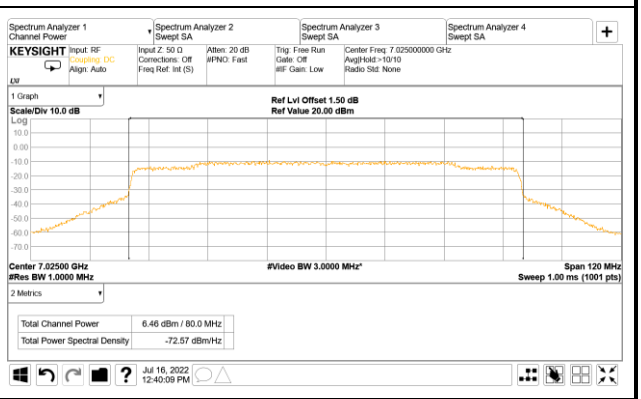

This test report may be reproduced in full only. The document may only be updated by Audix Technology Corp. personnel. Any changes will be noted in the Document History section of the report.

Audix Technology Corp.
No. 491, Zhongfu Rd., Linkou Dist.,
New Taipei City244, Taiwan

Tel: +886 2 26099301
Fax: +886 2 26099303

Tones: 996T	
802.11ax-HE160 (80L)	
U-NII Band 5	
AUX	Main
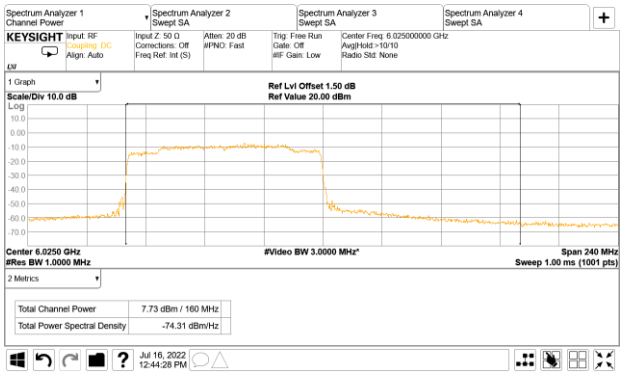	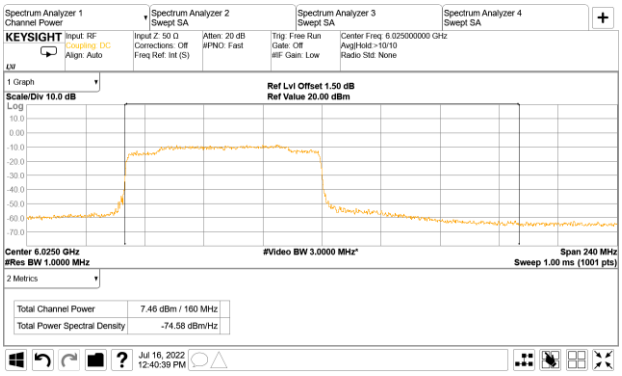
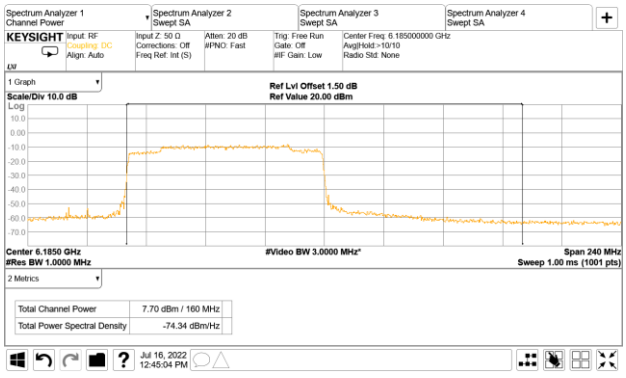	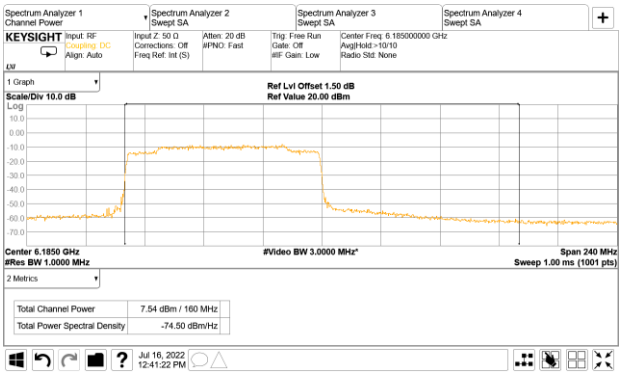
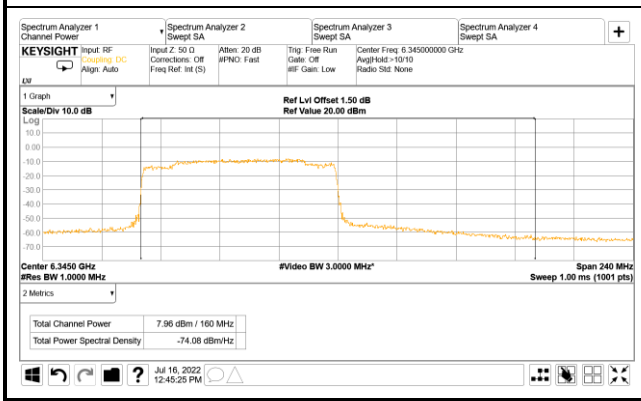	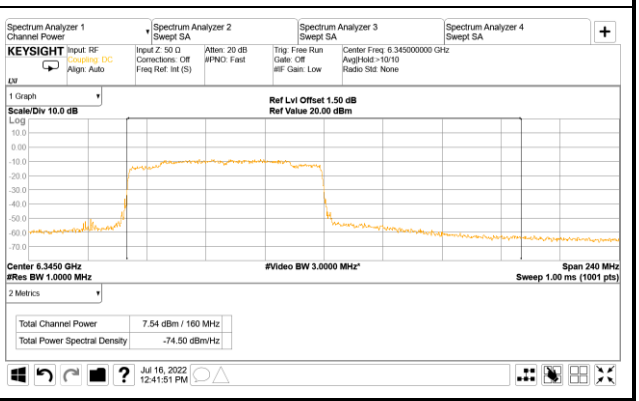

This test report may be reproduced in full only. The document may only be updated by Audix Technology Corp. personnel. Any changes will be noted in the Document History section of the report.

Audix Technology Corp.
No. 491, Zhongfu Rd., Linkou Dist.,
New Taipei City244, Taiwan

Tel: +886 2 26099301
Fax: +886 2 26099303

Tones: 996T	
802.11ax-HE160 (80L)	
U-NII Band 6	
AUX	Main
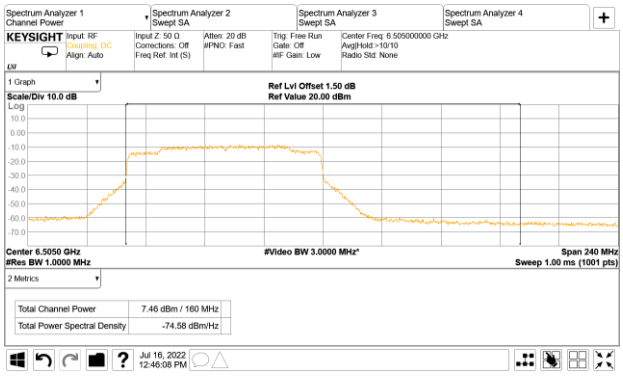	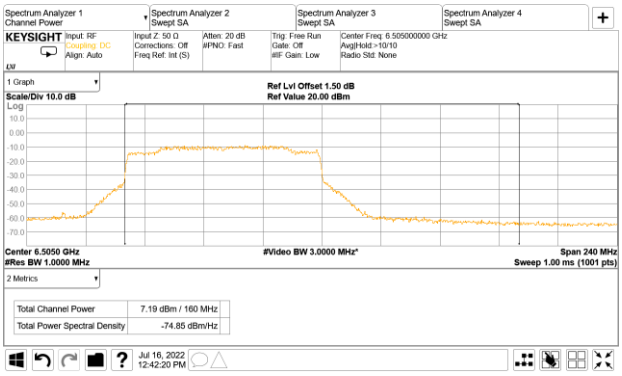
U-NII Band 7	
AUX	Main
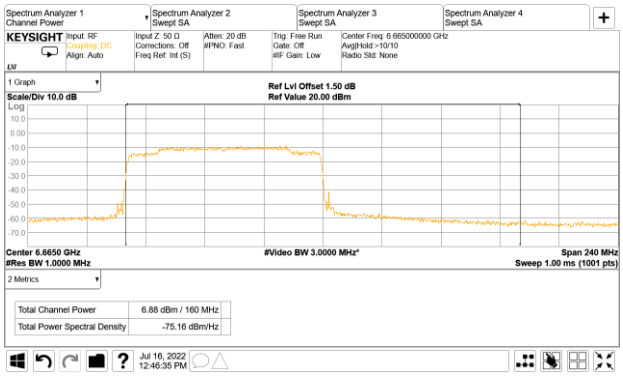	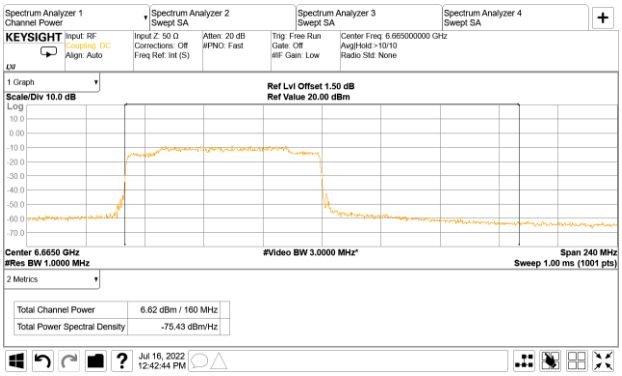
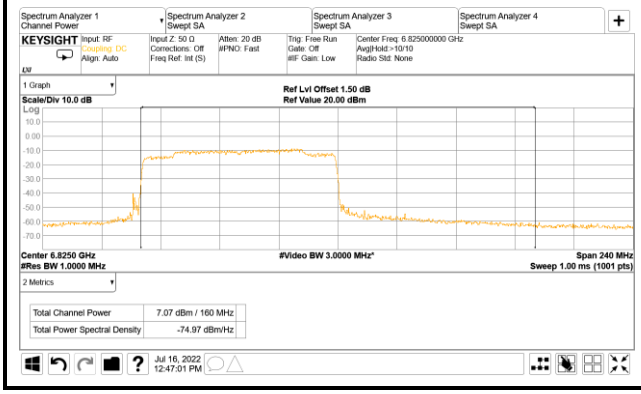	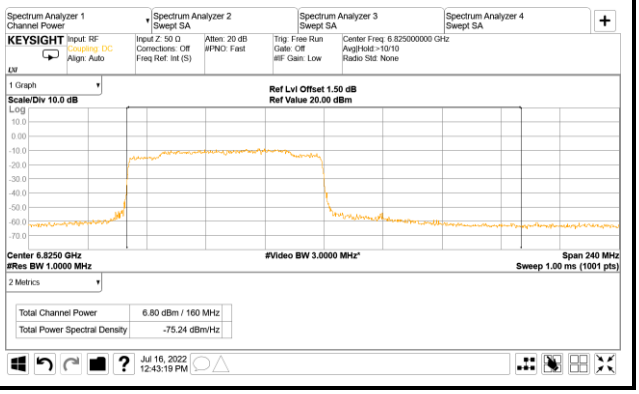

This test report may be reproduced in full only. The document may only be updated by Audix Technology Corp. personnel. Any changes will be noted in the Document History section of the report.

Audix Technology Corp.
No. 491, Zhongfu Rd., Linkou Dist.,
New Taipei City244, Taiwan

Tel: +886 2 26099301
Fax: +886 2 26099303

Tones: 996T	
802.11ax-HE160 (80L)	
U-NII Band 8	
AUX	Main
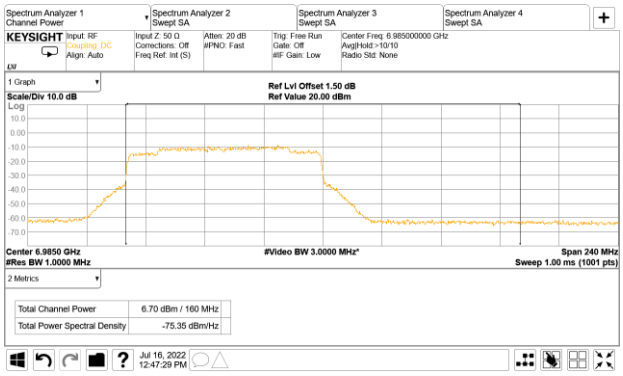	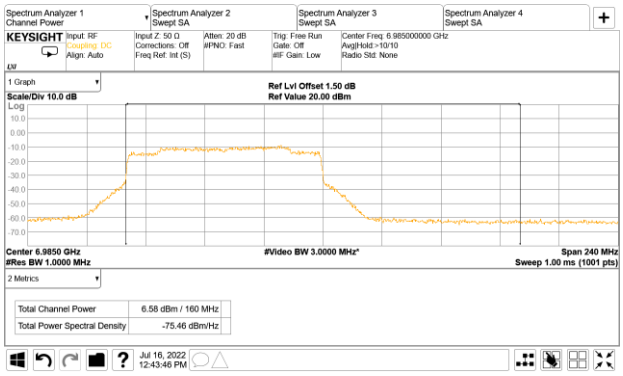

This test report may be reproduced in full only. The document may only be updated by Audix Technology Corp. personnel. Any changes will be noted in the Document History section of the report.