Audix Technology Corp.
No. 491, Zhongfu Rd., Linkou Dist.,
New Taipei City244, Taiwan
Tel: +886 2 26099301
Fax: +886 2 26099303

Mode	802.11ax-HE40	Frequency	TX 2422MHz
		RU Configuration	242/61

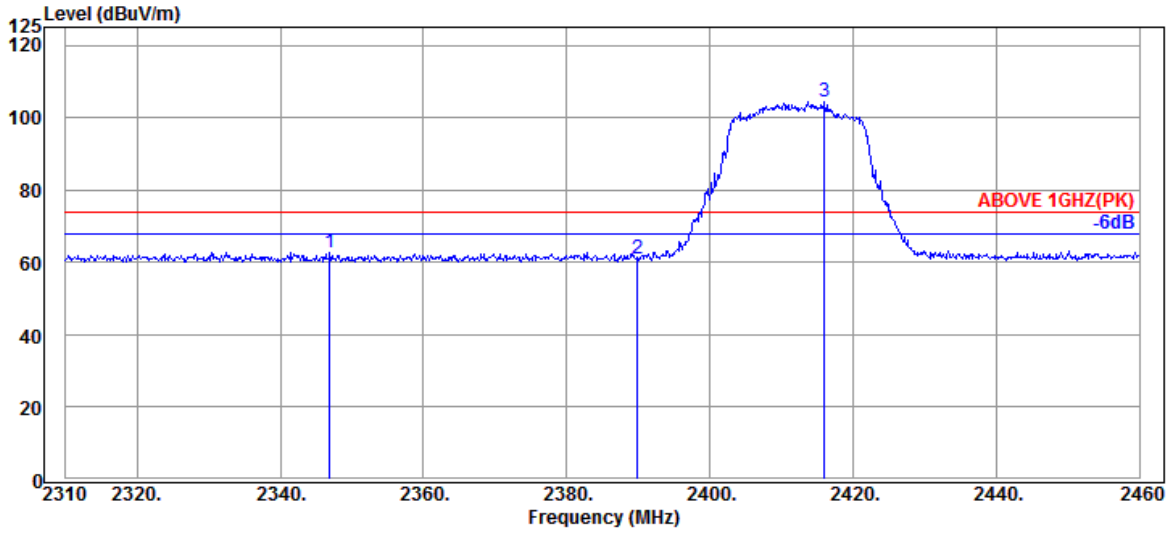

Antenna at Horizontal Polarization

Emission Frequency (MHz)	Antenna Factor (dB/m)	Cable Loss (dB)	Preamp Gain (dB)	Read Level (dBμV)	Emission Level (dBμV/m)	Limits (dBμV/m)	Margin (dB)	Detector
2346.900	28.45	5.65	39.93	68.75	62.92	74.00	11.08	Peak
2389.950	28.21	5.72	39.93	67.19	61.19	74.00	12.81	Peak
@ 2416.050	28.19	5.76	39.93	110.32	104.34	---	---	Peak

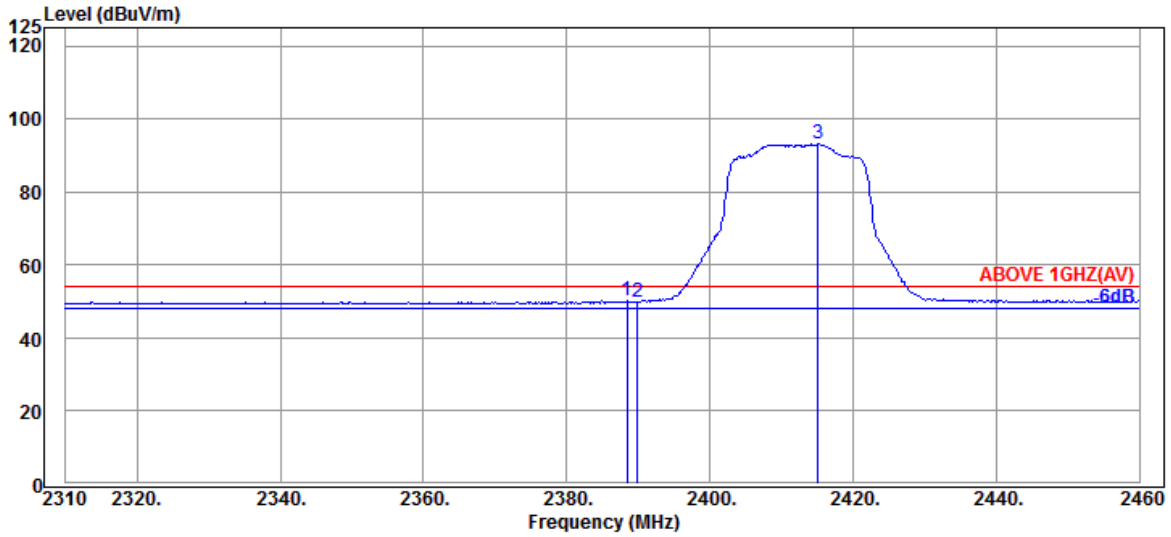

Antenna at Horizontal Polarization

Emission Frequency (MHz)	Antenna Factor (dB/m)	Cable Loss (dB)	Preamp Gain (dB)	Read Level (dBμV)	Emission Level (dBμV/m)	Limits (dBμV/m)	Margin (dB)	Detector
2388.450	28.21	5.72	39.93	56.09	50.09	54.00	3.91	Average
2389.950	28.21	5.72	39.93	56.01	50.01	54.00	3.99	Average
@ 2415.150	28.19	5.76	39.93	99.08	93.10	---	---	Average

Remark: The "@" means fundamental frequency, it is ignored in this section.

This test report may be reproduced in full only. The document may only be updated by Audix Technology Corp. personnel. Any changes will be noted in the Document History section of the report.

Audix Technology Corp.
No. 491, Zhongfu Rd., Linkou Dist.,
New Taipei City244, Taiwan
Tel: +886 2 26099301
Fax: +886 2 26099303

Mode	802.11ax-HE40	Frequency	TX 2422MHz
		RU Configuration	242/61

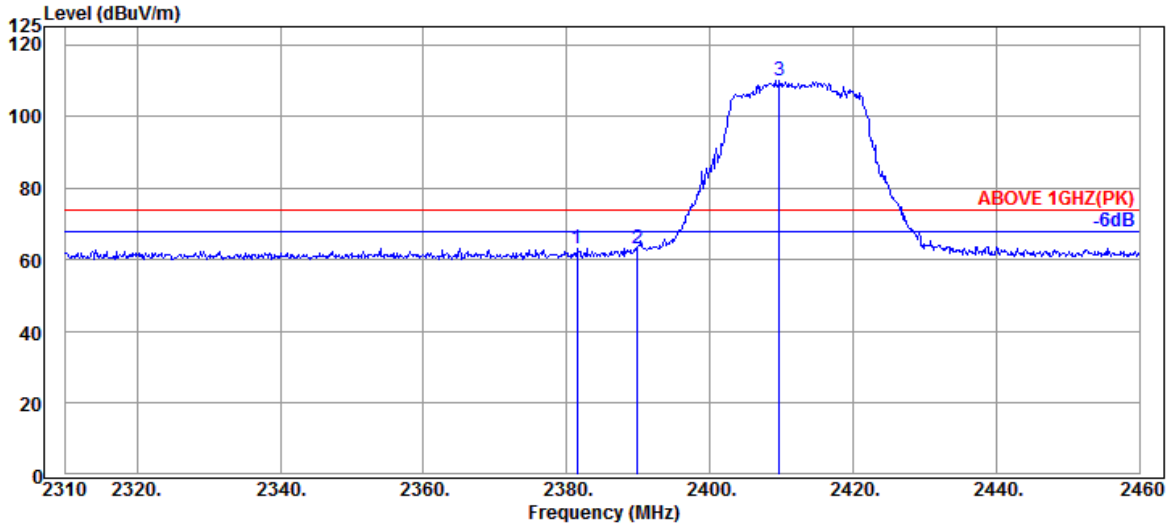

Antenna at Vertical Polarization

Emission Frequency (MHz)	Antenna Factor (dB/m)	Cable Loss (dB)	Preamp Gain (dB)	Read Level (dBμV)	Emission Level (dBμV/m)	Limits (dBμV/m)	Margin (dB)	Detector
2381.400	28.27	5.71	39.93	69.27	63.32	74.00	10.68	Peak
2389.950	28.21	5.72	39.93	69.28	63.28	74.00	10.72	Peak
@ 2409.750	28.14	5.75	39.93	115.97	109.93	---	---	Peak

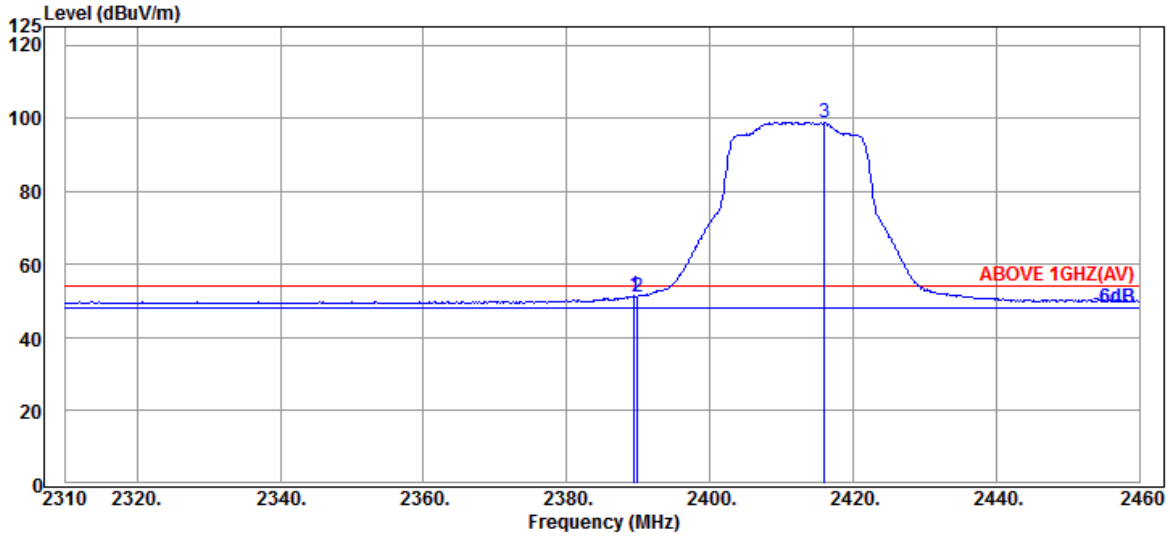

Antenna at Vertical Polarization

Emission Frequency (MHz)	Antenna Factor (dB/m)	Cable Loss (dB)	Preamp Gain (dB)	Read Level (dBμV)	Emission Level (dBμV/m)	Limits (dBμV/m)	Margin (dB)	Detector
2389.500	28.21	5.72	39.93	57.39	51.39	54.00	2.61	Average
2389.950	28.21	5.72	39.93	57.07	51.07	54.00	2.93	Average
@ 2416.050	28.19	5.76	39.93	104.85	98.87	---	---	Average

Remark: The "@" means fundamental frequency, it is ignored in this section.

This test report may be reproduced in full only. The document may only be updated by Audix Technology Corp. personnel. Any changes will be noted in the Document History section of the report.

Audix Technology Corp.
No. 491, Zhongfu Rd., Linkou Dist.,
New Taipei City244, Taiwan
Tel: +886 2 26099301
Fax: +886 2 26099303

Mode	802.11ax-HE40	Frequency	TX 2462MHz
		RU Configuration	242/62

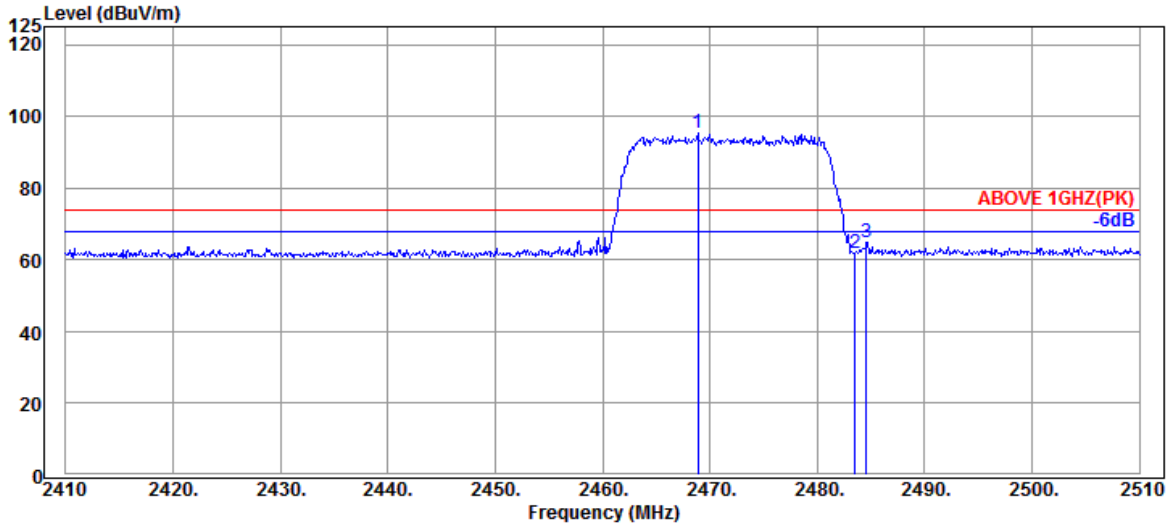

Antenna at Horizontal Polarization

Emission Frequency (MHz)	Antenna Factor (dB/m)	Cable Loss (dB)	Preamp Gain (dB)	Read Level (dBμV)	Emission Level (dBμV/m)	Limits (dBμV/m)	Margin (dB)	Detector
@ 2468.900	28.44	5.85	39.92	100.87	95.24	---	---	Peak
2483.500	28.47	5.87	39.92	67.55	61.97	74.00	12.03	Peak
2484.600	28.47	5.87	39.92	70.37	64.79	74.00	9.21	Peak

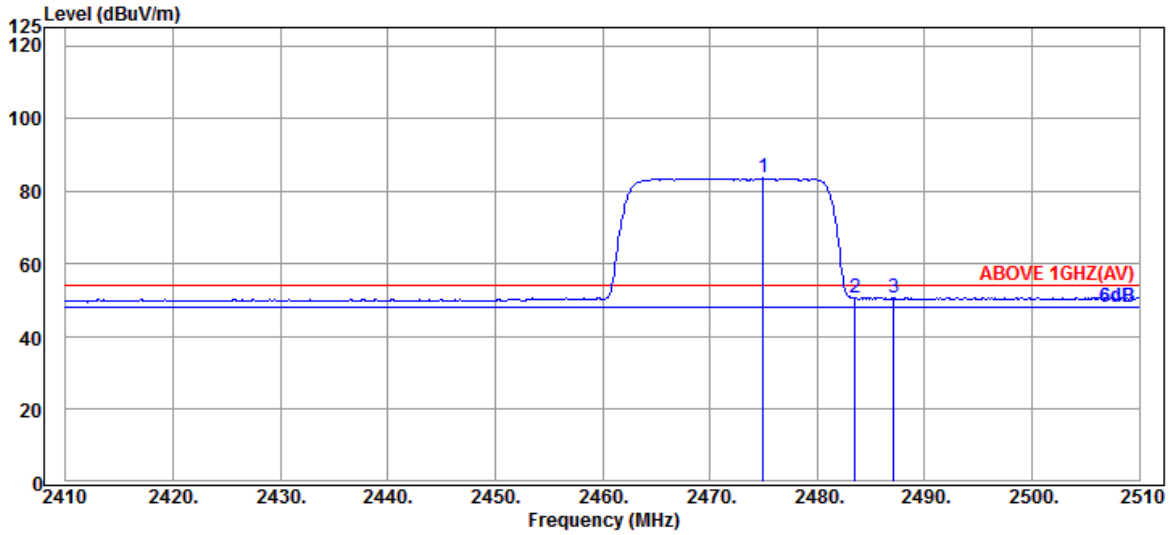

Antenna at Horizontal Polarization

Emission Frequency (MHz)	Antenna Factor (dB/m)	Cable Loss (dB)	Preamp Gain (dB)	Read Level (dBμV)	Emission Level (dBμV/m)	Limits (dBμV/m)	Margin (dB)	Detector
@ 2475.000	28.46	5.86	39.92	89.21	83.61	---	---	Average
2483.500	28.47	5.87	39.92	56.20	50.62	54.00	3.38	Average
2487.100	28.47	5.87	39.92	56.41	50.83	54.00	3.17	Average

Remark: The "@" means fundamental frequency, it is ignored in this section.

This test report may be reproduced in full only. The document may only be updated by Audix Technology Corp. personnel. Any changes will be noted in the Document History section of the report.

Audix Technology Corp.
No. 491, Zhongfu Rd., Linkou Dist.,
New Taipei City244, Taiwan
Tel: +886 2 26099301
Fax: +886 2 26099303

Mode	802.11ax-HE40	Frequency	TX 2462MHz
		RU Configuration	242/62

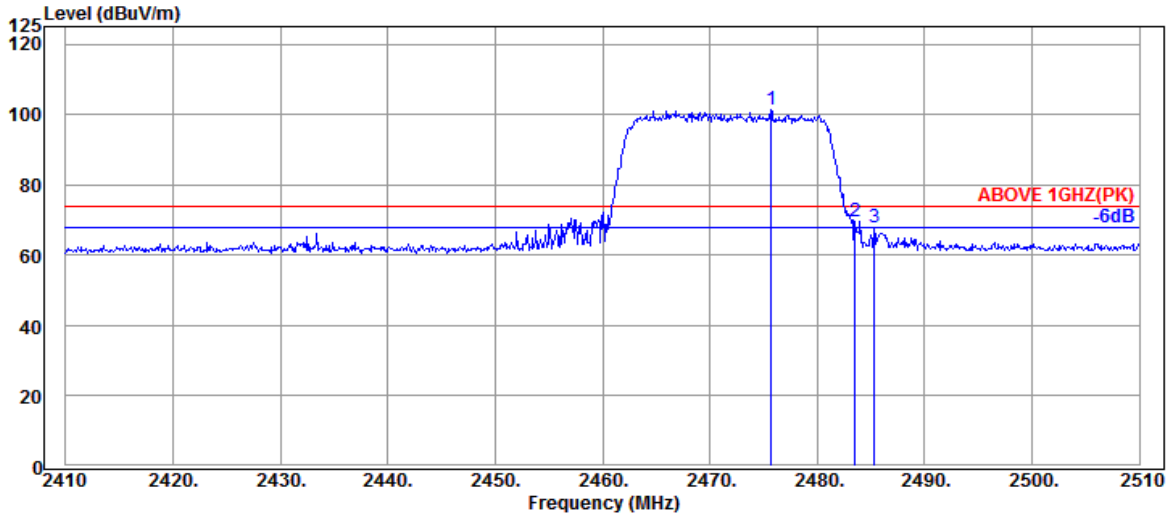

Antenna at Vertical Polarization

Emission Frequency (MHz)	Antenna Factor (dB/m)	Cable Loss (dB)	Preamp Gain (dB)	Read Level (dBμV)	Emission Level (dBμV/m)	Limits (dBμV/m)	Margin (dB)	Detector
@ 2475.700	28.46	5.86	39.92	106.77	101.17	---	---	Peak
2483.500	28.47	5.87	39.92	75.34	69.76	74.00	4.24	Peak
2485.300	28.47	5.87	39.92	73.24	67.66	74.00	6.34	Peak

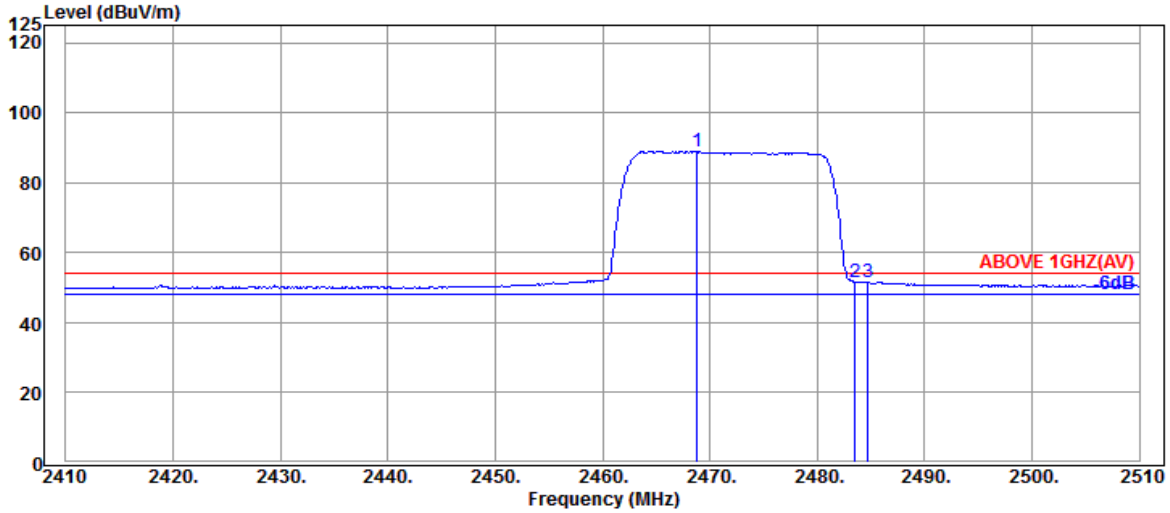

Antenna at Vertical Polarization

Emission Frequency (MHz)	Antenna Factor (dB/m)	Cable Loss (dB)	Preamp Gain (dB)	Read Level (dBμV)	Emission Level (dBμV/m)	Limits (dBμV/m)	Margin (dB)	Detector
@ 2468.800	28.44	5.85	39.92	94.51	88.88	---	---	Average
2483.500	28.47	5.87	39.92	57.10	51.52	54.00	2.48	Average
2484.700	28.47	5.87	39.92	57.11	51.53	54.00	2.47	Average

Remark: The "@" means fundamental frequency, it is ignored in this section.

This test report may be reproduced in full only. The document may only be updated by Audix Technology Corp. personnel. Any changes will be noted in the Document History section of the report.

Audix Technology Corp.
No. 491, Zhongfu Rd., Linkou Dist.,
New Taipei City244, Taiwan
Tel: +886 2 26099301
Fax: +886 2 26099303

Mode	BLE (2Mbps)	Frequency	TX 2402MHz

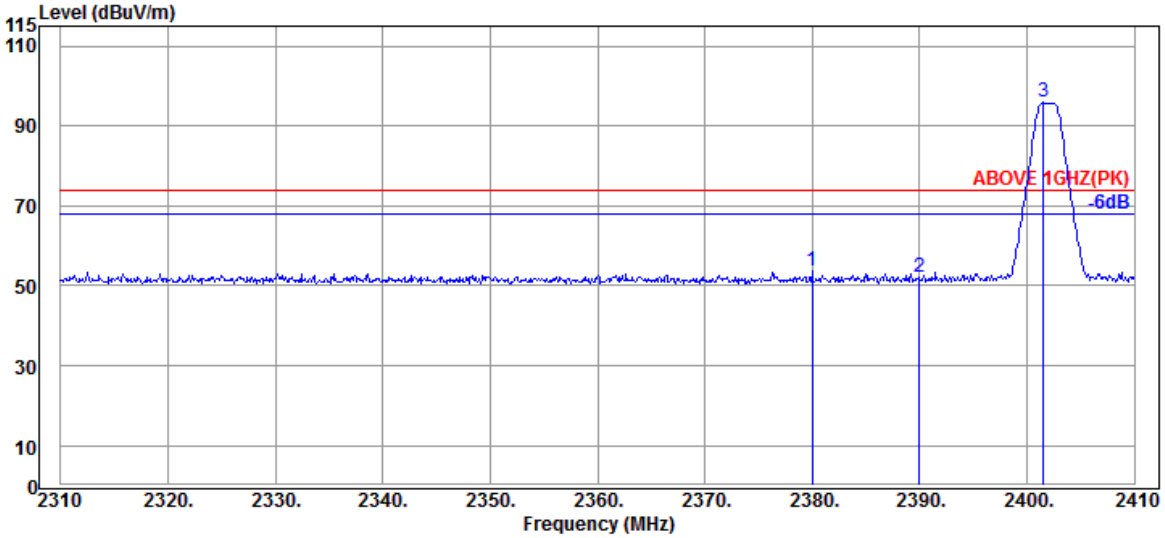

Antenna at Horizontal Polarization

	Emission Frequency (MHz)	Antenna Factor (dB/m)	Cable Loss (dB)	Preamp Gain (dB)	Read Level (dBμV)	Emission Level (dBμV/m)	Limits (dBμV/m)	Margin (dB)	Detector
	2380.000	28.27	5.71	39.93	59.79	53.84	74.00	20.16	Peak
	2390.000	28.21	5.72	39.93	58.02	52.02	74.00	21.98	Peak
@	2401.500	28.10	5.74	39.93	101.94	95.85	---	---	Peak

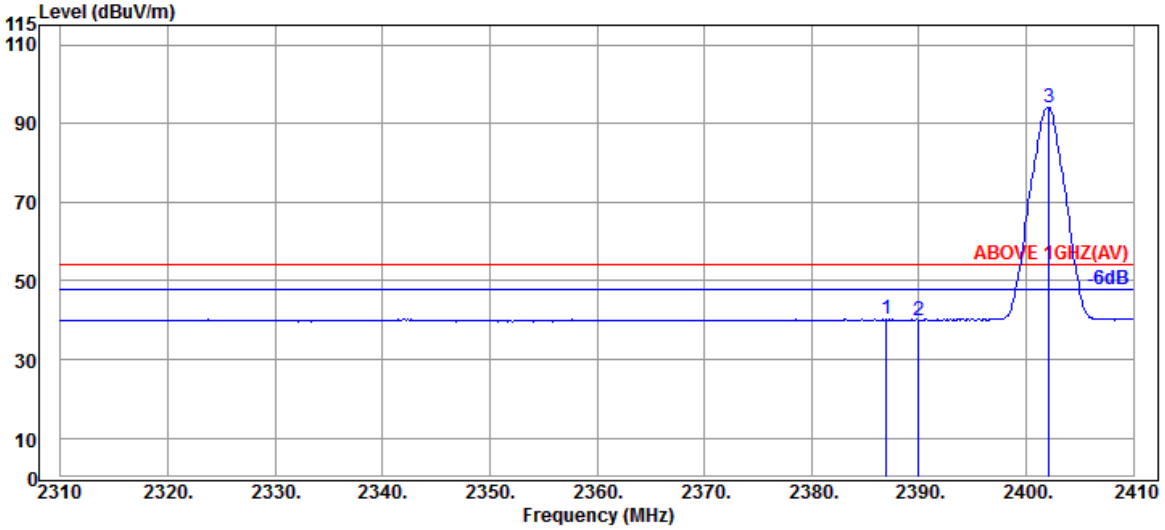

Antenna at Horizontal Polarization

	Emission Frequency (MHz)	Antenna Factor (dB/m)	Cable Loss (dB)	Preamp Gain (dB)	Read Level (dBμV)	Emission Level (dBμV/m)	Limits (dBμV/m)	Margin (dB)	Detector
	2387.000	28.21	5.72	39.93	46.24	40.24	54.00	13.76	Average
	2390.000	28.21	5.72	39.93	45.97	39.97	54.00	14.03	Average
@	2402.100	28.10	5.74	39.93	100.23	94.14	---	---	Average

Remark: The "@" means fundamental frequency, it is ignored in this section.

This test report may be reproduced in full only. The document may only be updated by Audix Technology Corp. personnel. Any changes will be noted in the Document History section of the report.

Audix Technology Corp.
No. 491, Zhongfu Rd., Linkou Dist.,
New Taipei City244, Taiwan
Tel: +886 2 26099301
Fax: +886 2 26099303

Mode	BLE (2Mbps)	Frequency	TX 2402MHz

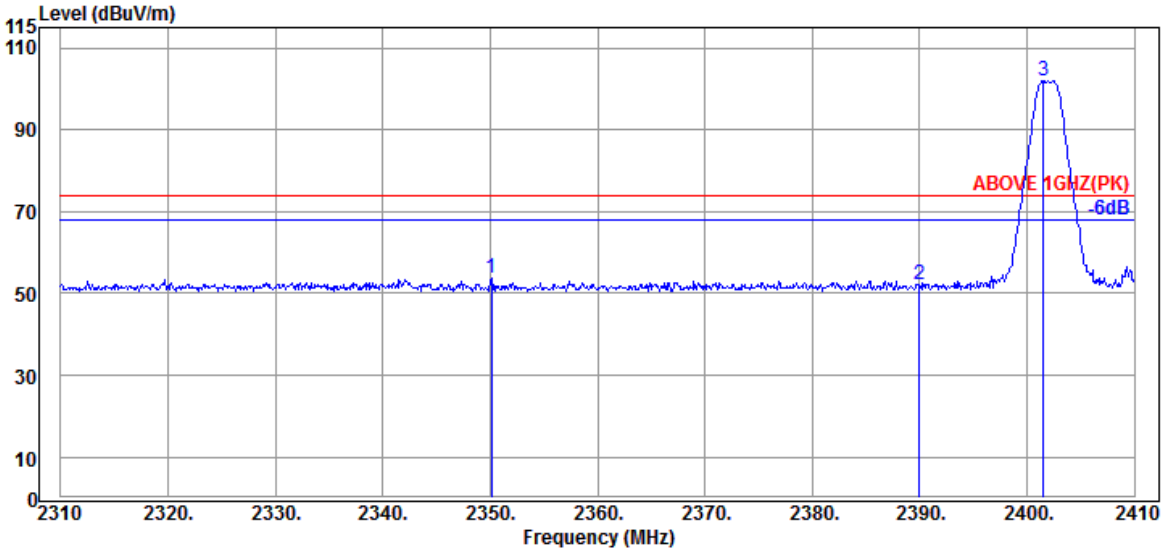

Antenna at Vertical Polarization

	Emission Frequency (MHz)	Antenna Factor (dB/m)	Cable Loss (dB)	Preamp Gain (dB)	Read Level (dBμV)	Emission Level (dBμV/m)	Limits (dBμV/m)	Margin (dB)	Detector
	2350.100	28.50	5.66	39.93	59.50	53.73	74.00	20.27	Peak
	2390.000	28.21	5.72	39.93	58.22	52.22	74.00	21.78	Peak
@	2401.500	28.10	5.74	39.93	108.01	101.92	---	---	Peak

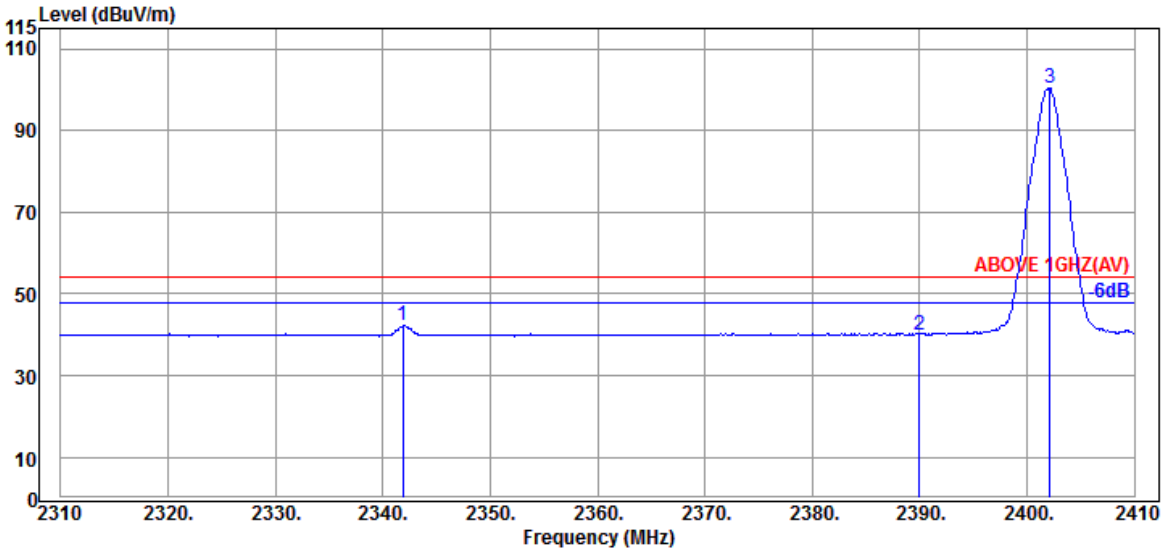

Antenna at Vertical Polarization

	Emission Frequency (MHz)	Antenna Factor (dB/m)	Cable Loss (dB)	Preamp Gain (dB)	Read Level (dBμV)	Emission Level (dBμV/m)	Limits (dBμV/m)	Margin (dB)	Detector
	2341.900	28.40	5.64	39.93	48.17	42.28	54.00	11.72	Average
	2390.000	28.21	5.72	39.93	46.02	40.02	54.00	13.98	Average
@	2402.100	28.10	5.74	39.93	106.43	100.34	---	---	Average

Remark: The "@" means fundamental frequency, it is ignored in this section.

This test report may be reproduced in full only. The document may only be updated by Audix Technology Corp. personnel. Any changes will be noted in the Document History section of the report.

Audix Technology Corp.
No. 491, Zhongfu Rd., Linkou Dist.,
New Taipei City244, Taiwan
Tel: +886 2 26099301
Fax: +886 2 26099303

Mode	BLE (2Mbps)	Frequency	TX 2480MHz

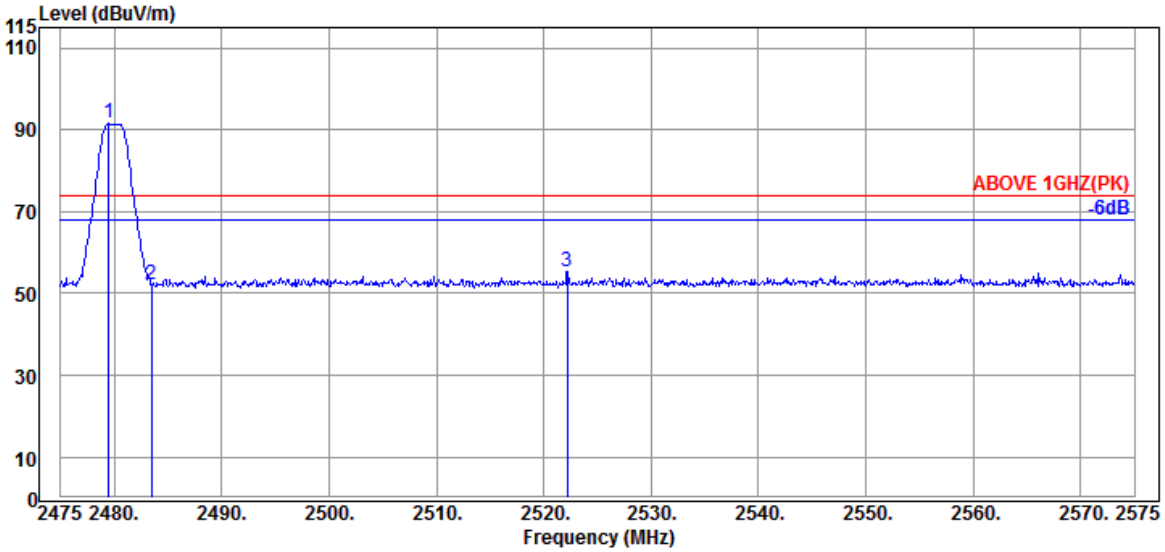

Antenna at Horizontal Polarization

Emission Frequency (MHz)	Antenna Factor (dB/m)	Cable Loss (dB)	Preamp Gain (dB)	Read Level (dBμV)	Emission Level (dBμV/m)	Limits (dBμV/m)	Margin (dB)	Detector
@ 2479.500	28.46	5.86	39.92	97.13	91.53	---	---	Peak
2483.500	28.47	5.87	39.92	57.72	52.14	74.00	21.86	Peak
2522.200	28.63	5.94	39.93	60.56	55.20	74.00	18.80	Peak

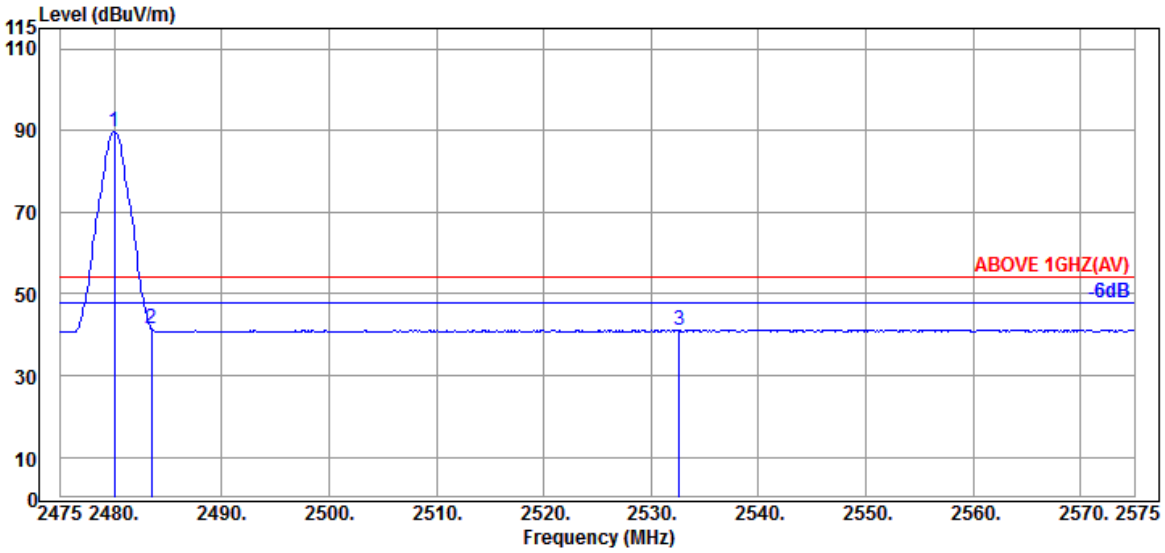

Antenna at Horizontal Polarization

Emission Frequency (MHz)	Antenna Factor (dB/m)	Cable Loss (dB)	Preamp Gain (dB)	Read Level (dBμV)	Emission Level (dBμV/m)	Limits (dBμV/m)	Margin (dB)	Detector
@ 2480.000	28.46	5.86	39.92	95.44	89.84	---	---	Average
2483.500	28.47	5.87	39.92	46.92	41.34	54.00	12.66	Average
2532.600	28.67	5.96	39.93	46.51	41.21	54.00	12.79	Average

Remark: The "@" means fundamental frequency, it is ignored in this section.

This test report may be reproduced in full only. The document may only be updated by Audix Technology Corp. personnel. Any changes will be noted in the Document History section of the report.

Audix Technology Corp.
No. 491, Zhongfu Rd., Linkou Dist.,
New Taipei City244, Taiwan
Tel: +886 2 26099301
Fax: +886 2 26099303

Mode	BLE (2Mbps)	Frequency	TX 2480MHz

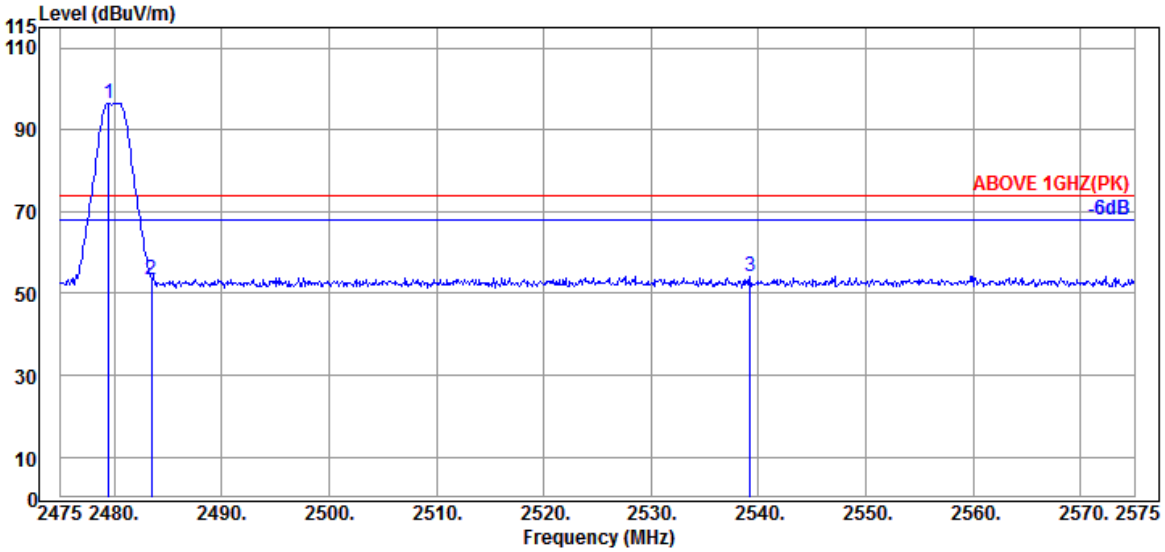

Antenna at Vertical Polarization

Emission Frequency (MHz)	Antenna Factor (dB/m)	Cable Loss (dB)	Preamp Gain (dB)	Read Level (dBμV)	Emission Level (dBμV/m)	Limits (dBμV/m)	Margin (dB)	Detector
@ 2479.500	28.46	5.86	39.92	102.07	96.47	---	---	Peak
2483.500	28.47	5.87	39.92	59.12	53.54	74.00	20.46	Peak
2539.200	28.71	5.98	39.93	59.49	54.25	74.00	19.75	Peak

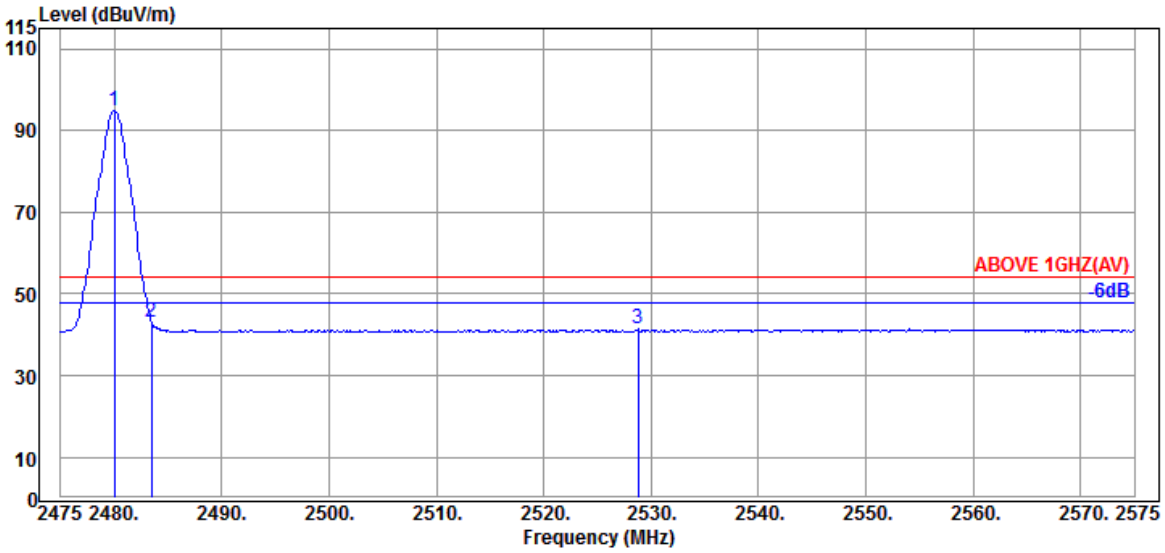

Antenna at Vertical Polarization

Emission Frequency (MHz)	Antenna Factor (dB/m)	Cable Loss (dB)	Preamp Gain (dB)	Read Level (dBμV)	Emission Level (dBμV/m)	Limits (dBμV/m)	Margin (dB)	Detector
@ 2480.000	28.46	5.86	39.92	100.50	94.90	---	---	Average
2483.500	28.47	5.87	39.92	48.73	43.15	54.00	10.85	Average
2528.800	28.67	5.96	39.93	46.69	41.39	54.00	12.61	Average

Remark: The "@" means fundamental frequency, it is ignored in this section..

This test report may be reproduced in full only. The document may only be updated by Audix Technology Corp. personnel. Any changes will be noted in the Document History section of the report.

Audix Technology Corp.
No. 491, Zhongfu Rd., Linkou Dist.,
New Taipei City244, Taiwan
Tel: +886 2 26099301
Fax: +886 2 26099303

A.2.2 Emissions outside the frequency band:

The emissions (up to 25GHz) not reported for there is no emission be found.

Mode	802.11b	Frequency	TX 2442MHz

Antenna at Horizontal Polarization

Emission Frequency (MHz)	Antenna Factor (dB/m)	Cable Loss (dB)	Preamp Gain (dB)	Read Level (dBμV)	Emission Level (dBμV/m)	Limits (dBμV/m)	Margin (dB)	Detector
4884.000	33.25	8.64	39.35	40.01	42.55	54.00	11.45	Peak

Antenna at Vertical Polarization

Emission Frequency (MHz)	Antenna Factor (dB/m)	Cable Loss (dB)	Preamp Gain (dB)	Read Level (dBμV)	Emission Level (dBμV/m)	Limits (dBμV/m)	Margin (dB)	Detector
4884.000	33.25	8.64	39.35	44.71	47.25	54.00	6.75	Peak

Mode	802.11g	Frequency	TX 2442MHz

Antenna at Horizontal Polarization

Emission Frequency (MHz)	Antenna Factor (dB/m)	Cable Loss (dB)	Preamp Gain (dB)	Read Level (dBμV)	Emission Level (dBμV/m)	Limits (dBμV/m)	Margin (dB)	Detector
4884.000	33.25	8.64	39.35	39.35	41.89	54.00	12.11	Peak

Antenna at Vertical Polarization

Emission Frequency (MHz)	Antenna Factor (dB/m)	Cable Loss (dB)	Preamp Gain (dB)	Read Level (dBμV)	Emission Level (dBμV/m)	Limits (dBμV/m)	Margin (dB)	Detector
4884.000	33.25	8.64	39.35	44.34	46.88	54.00	7.12	Peak

Mode	802.11n-HT20	Frequency	TX 2442MHz

Antenna at Horizontal Polarization

Emission Frequency (MHz)	Antenna Factor (dB/m)	Cable Loss (dB)	Preamp Gain (dB)	Read Level (dBμV)	Emission Level (dBμV/m)	Limits (dBμV/m)	Margin (dB)	Detector
4884.000	33.25	8.64	39.35	40.83	43.37	54.00	10.63	Peak

Antenna at Vertical Polarization

Emission Frequency (MHz)	Antenna Factor (dB/m)	Cable Loss (dB)	Preamp Gain (dB)	Read Level (dBμV)	Emission Level (dBμV/m)	Limits (dBμV/m)	Margin (dB)	Detector
4884.000	33.25	8.64	39.35	43.75	46.29	54.00	7.71	Peak

This test report may be reproduced in full only. The document may only be updated by Audix Technology Corp. personnel. Any changes will be noted in the Document History section of the report.

Audix Technology Corp.
No. 491, Zhongfu Rd., Linkou Dist.,
New Taipei City244, Taiwan
Tel: +886 2 26099301
Fax: +886 2 26099303

Mode	802.11n-HT40	Frequency	TX 2442MHz

Antenna at Horizontal Polarization

Emission Frequency (MHz)	Antenna Factor (dB/m)	Cable Loss (dB)	Preamp Gain (dB)	Read Level (dBμV)	Emission Level (dBμV/m)	Limits (dBμV/m)	Margin (dB)	Detector
4884.000	33.25	8.64	39.35	39.68	42.22	54.00	11.78	Peak

Antenna at Vertical Polarization

Emission Frequency (MHz)	Antenna Factor (dB/m)	Cable Loss (dB)	Preamp Gain (dB)	Read Level (dBμV)	Emission Level (dBμV/m)	Limits (dBμV/m)	Margin (dB)	Detector
4884.000	33.25	8.64	39.35	44.02	46.56	54.00	7.44	Peak

Mode	802.11ax-HE20	Frequency	TX 2442MHz

Antenna at Horizontal Polarization

Emission Frequency (MHz)	Antenna Factor (dB/m)	Cable Loss (dB)	Preamp Gain (dB)	Read Level (dBμV)	Emission Level (dBμV/m)	Limits (dBμV/m)	Margin (dB)	Detector
4884.000	33.25	8.64	39.35	40.09	42.63	54.00	11.37	Peak

Antenna at Vertical Polarization

Emission Frequency (MHz)	Antenna Factor (dB/m)	Cable Loss (dB)	Preamp Gain (dB)	Read Level (dBμV)	Emission Level (dBμV/m)	Limits (dBμV/m)	Margin (dB)	Detector
4884.000	33.25	8.64	39.35	44.65	47.19	54.00	6.81	Peak

Mode	802.11ax-HE40	Frequency	TX 2442MHz

Antenna at Horizontal Polarization

Emission Frequency (MHz)	Antenna Factor (dB/m)	Cable Loss (dB)	Preamp Gain (dB)	Read Level (dBμV)	Emission Level (dBμV/m)	Limits (dBμV/m)	Margin (dB)	Detector
4884.000	33.25	8.64	39.35	39.90	42.44	54.00	11.56	Peak

Antenna at Vertical Polarization

Emission Frequency (MHz)	Antenna Factor (dB/m)	Cable Loss (dB)	Preamp Gain (dB)	Read Level (dBμV)	Emission Level (dBμV/m)	Limits (dBμV/m)	Margin (dB)	Detector
4884.000	33.25	8.64	39.35	44.11	46.65	54.00	7.35	Peak

This test report may be reproduced in full only. The document may only be updated by Audix Technology Corp. personnel. Any changes will be noted in the Document History section of the report.

Audix Technology Corp.
No. 491, Zhongfu Rd., Linkou Dist.,
New Taipei City244, Taiwan
Tel: +886 2 26099301
Fax: +886 2 26099303

Mode	BLE (1Mbps)	Frequency	TX 2402MHz

Antenna at Horizontal Polarization

Emission Frequency (MHz)	Antenna Factor (dB/m)	Cable Loss (dB)	Preamp Gain (dB)	Read Level (dBμV)	Emission Level (dBμV/m)	Limits (dBμV/m)	Margin (dB)	Detector
4804.000	33.00	8.53	39.39	40.12	42.26	54.00	11.74	Peak

Antenna at Vertical Polarization

Emission Frequency (MHz)	Antenna Factor (dB/m)	Cable Loss (dB)	Preamp Gain (dB)	Read Level (dBμV)	Emission Level (dBμV/m)	Limits (dBμV/m)	Margin (dB)	Detector
4804.000	33.00	8.53	39.39	39.43	41.57	54.00	12.43	Peak

Mode	BLE (1Mbps)	Frequency	TX 2440MHz

Antenna at Horizontal Polarization

Emission Frequency (MHz)	Antenna Factor (dB/m)	Cable Loss (dB)	Preamp Gain (dB)	Read Level (dBμV)	Emission Level (dBμV/m)	Limits (dBμV/m)	Margin (dB)	Detector
4880.000	33.20	8.62	39.35	38.77	41.24	54.00	12.76	Peak

Antenna at Vertical Polarization

Emission Frequency (MHz)	Antenna Factor (dB/m)	Cable Loss (dB)	Preamp Gain (dB)	Read Level (dBμV)	Emission Level (dBμV/m)	Limits (dBμV/m)	Margin (dB)	Detector
4880.000	33.20	8.62	39.35	39.78	42.25	54.00	11.75	Peak

Mode	BLE (1Mbps)	Frequency	TX 2480MHz

Antenna at Horizontal Polarization

Emission Frequency (MHz)	Antenna Factor (dB/m)	Cable Loss (dB)	Preamp Gain (dB)	Read Level (dBμV)	Emission Level (dBμV/m)	Limits (dBμV/m)	Margin (dB)	Detector
4960.000	33.40	8.74	39.31	38.31	41.14	54.00	12.86	Peak

Antenna at Vertical Polarization

Emission Frequency (MHz)	Antenna Factor (dB/m)	Cable Loss (dB)	Preamp Gain (dB)	Read Level (dBμV)	Emission Level (dBμV/m)	Limits (dBμV/m)	Margin (dB)	Detector
4960.000	33.40	8.74	39.31	39.94	42.77	54.00	11.23	Peak

This test report may be reproduced in full only. The document may only be updated by Audix Technology Corp. personnel. Any changes will be noted in the Document History section of the report.

Audix Technology Corp.
No. 491, Zhongfu Rd., Linkou Dist.,
New Taipei City244, Taiwan

Tel: +886 2 26099301
Fax: +886 2 26099303

A.2.3 Emissions in Non-restricted Frequency Bands:

Pursuant to ANSI C63.10:2013 that emission levels below the FCC 15.209(a)/RSS-Gen Section 8.9 table 4 general radiated emissions limits is not required.

This test report may be reproduced in full only. The document may only be updated by Audix Technology Corp. personnel. Any changes will be noted in the Document History section of the report.

Audix Technology Corp.
No. 491, Zhongfu Rd., Linkou Dist.,
New Taipei City244, Taiwan
Tel: +886 2 26099301
Fax: +886 2 26099303

A.3 DTS/OCCUPIED BANDWIDTH

Test Date	2022/07/17 ~18	Temp./Hum.	24 ~ 26°C/48%
Cable Loss	0.5dB	Tested By	Kuper Hsu
Test Voltage	AC 120V, 60Hz (via AC Adapter)		

A.3.1 DTS/Occupied Bandwidth Result

Mode	Centre Frequency (MHz)	DTS (6dB) Bandwidth (MHz)		Occupied (99%) Bandwidth (MHz)		Limit
		AUX	Main	AUX	Main	
802.11b	2412	9.076	9.053	13.536	13.505	>500kHz
	2442	9.074	9.062	13.537	13.533	
	2462	9.060	9.076	13.503	13.503	
	2472	9.069	9.030	13.391	13.407	
802.11g	2412	15.16	15.13	16.942	16.900	
	2442	15.13	15.16	16.862	16.843	
	2462	15.16	15.34	16.903	16.839	
	2472	16.37	16.37	16.465	16.455	
802.11n-HT20	2412	15.31	15.71	17.865	17.824	
	2442	15.17	15.71	17.962	17.865	
	2462	15.06	16.29	17.865	17.816	
	2472	17.58	17.61	17.586	17.607	
802.11n-HT40	2422	31.43	35.08	35.948	35.906	
	2442	35.14	35.14	35.984	35.874	
	2452	36.14	35.14	35.969	35.903	
	2462	36.37	36.41	36.158	36.115	
802.11ax-HE20	2412	15.43	15.10	18.950	18.984	
	2442	17.58	15.59	19.009	18.974	
	2462	16.85	15.15	18.945	18.962	
	2472	18.25	17.82	18.711	18.724	
802.11ax-HE40	2422	36.18	35.18	37.467	37.461	
	2442	36.06	35.16	37.458	37.404	
	2452	35.51	35.15	37.421	37.470	
	2462	37.25	37.66	37.522	37.548	

This test report may be reproduced in full only. The document may only be updated by Audix Technology Corp. personnel. Any changes will be noted in the Document History section of the report.

Audix Technology Corp.
No. 491, Zhongfu Rd., Linkou Dist.,
New Taipei City244, Taiwan
Tel: +886 2 26099301
Fax: +886 2 26099303

Mode	RU Configuration	Centre Frequency (MHz)	DTS (6dB) Bandwidth (MHz)		Occupied (99%) Bandwidth (MHz)		Limit
			AUX	Main	AUX	Main	
802.11ax-HE20	26/0	2412	2.095	2.125	18.734	18.791	>500kHz
	52/37		17.08	17.03	18.524	18.509	
	106/53		17.16	17.19	18.374	18.374	
	26/8	2472	2.016	1.993	18.220	18.246	
	52/40		16.94	16.94	18.201	18.054	
	106/54		17.01	17.06	18.115	18.030	
802.11ax-HE40	242/61	2422	17.24	17.97	18.740	18.775	
	242/62	2462	18.62	18.55	18.580	18.576	

Mode	Centre Frequency (MHz)	DTS (6dB) Bandwidth (MHz)	Occupied (99%) Bandwidth (MHz)	Limit
BLE (1Mbps)	2402	0.6603	1.0470	>500kHz
	2440	0.6760	1.0457	
	2480	0.6826	1.0445	
BLE (2Mbps)	2402	0.8165	2.0553	>500kHz
	2440	0.8320	2.0521	
	2480	0.9343	2.0535	
BLE (PHY Coded S2)	2402	0.6763	1.0316	>500kHz
	2440	0.6747	1.0382	
	2480	0.6864	1.0362	
BLE (PHY Coded S8)	2402	0.6095	1.0637	>500kHz
	2440	0.6127	1.0610	
	2480	0.6118	1.0639	

This test report may be reproduced in full only. The document may only be updated by Audix Technology Corp. personnel. Any changes will be noted in the Document History section of the report.

Audix Technology Corp.
No. 491, Zhongfu Rd., Linkou Dist.,
New Taipei City244, Taiwan

Tel: +886 2 26099301
Fax: +886 2 26099303

A.3.2 Measurement Plots

- DTS (6dB) Bandwidth

802.11b	
AUX	Main
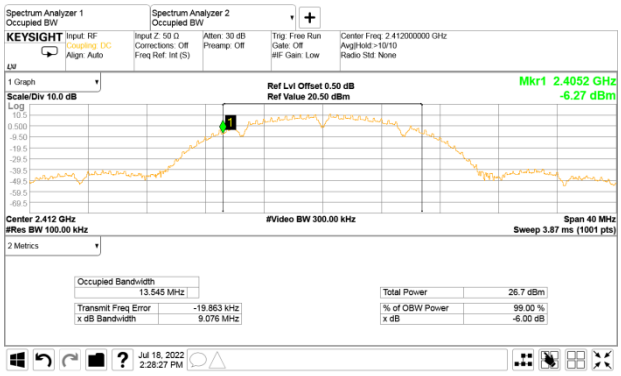	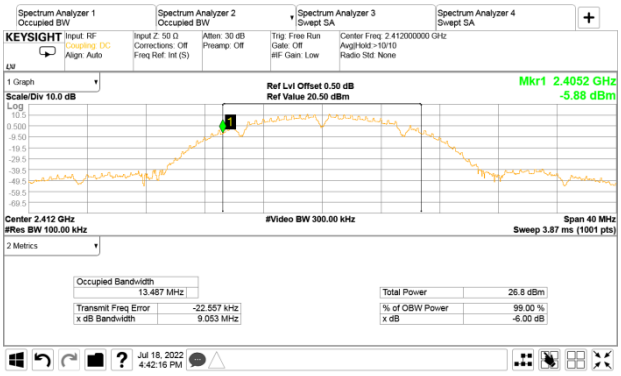
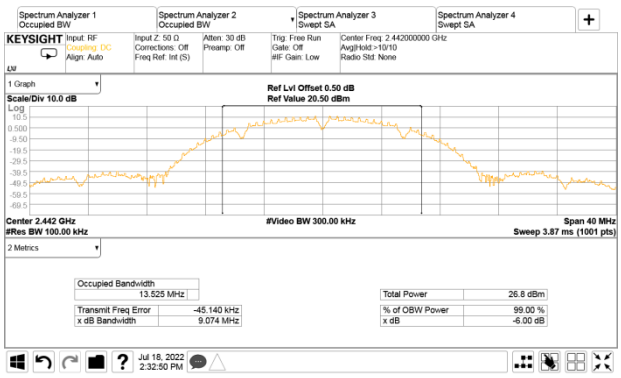	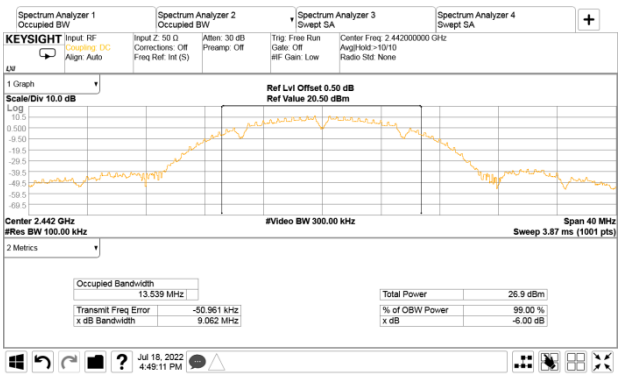
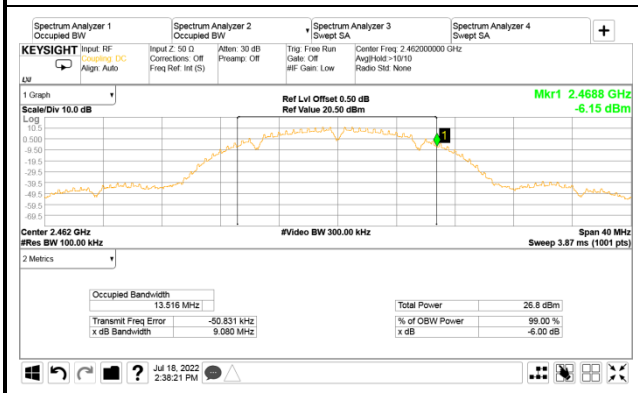	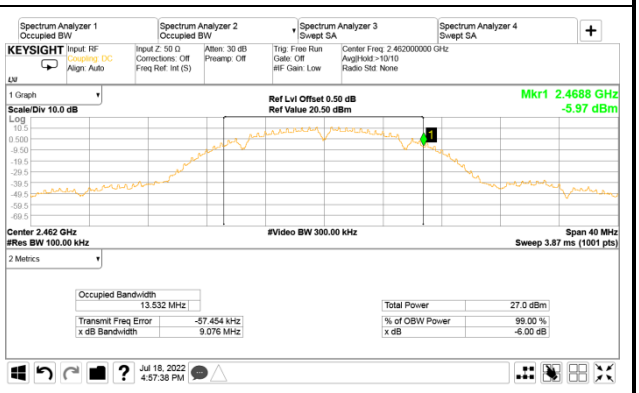
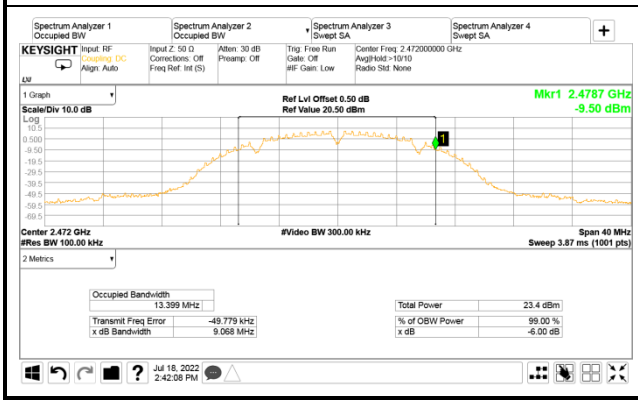	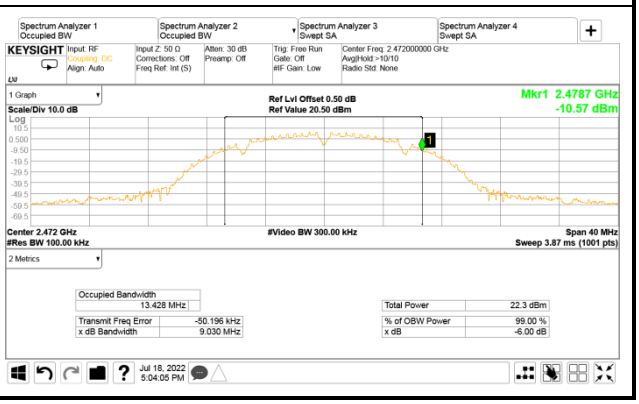

This test report may be reproduced in full only. The document may only be updated by Audix Technology Corp. personnel. Any changes will be noted in the Document History section of the report.

Audix Technology Corp.
No. 491, Zhongfu Rd., Linkou Dist.,
New Taipei City244, Taiwan

Tel: +886 2 26099301
Fax: +886 2 26099303

802.11g	
AUX	Main

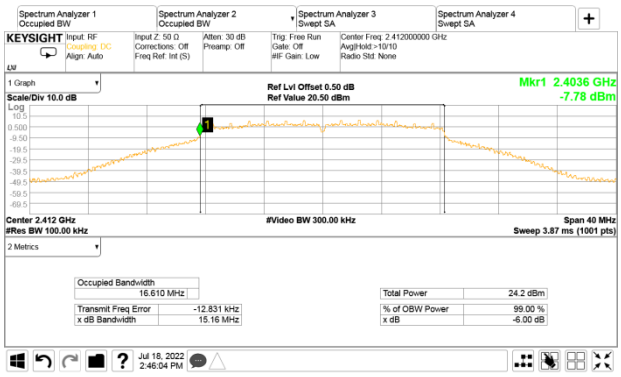

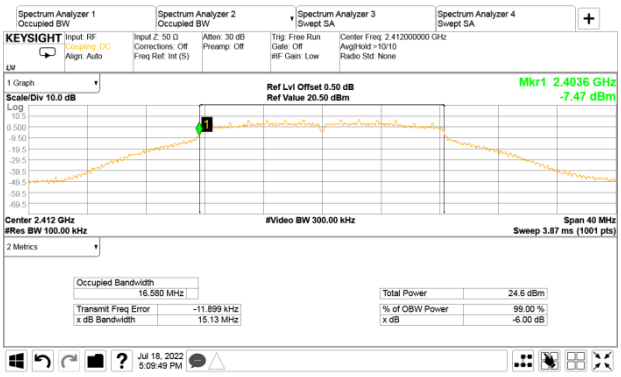

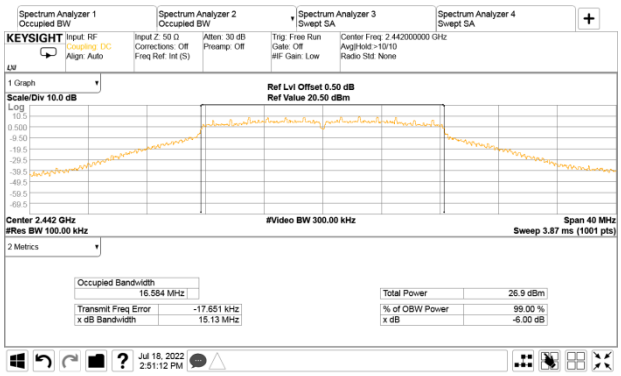

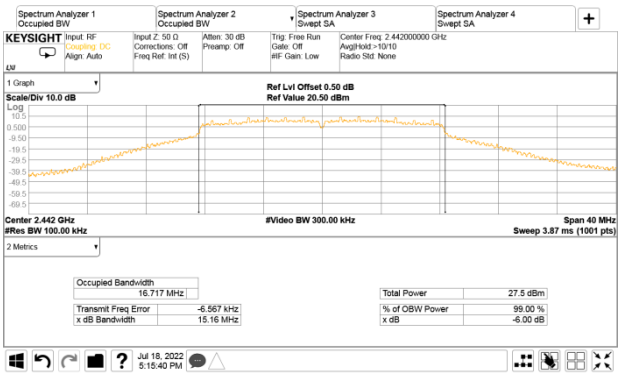

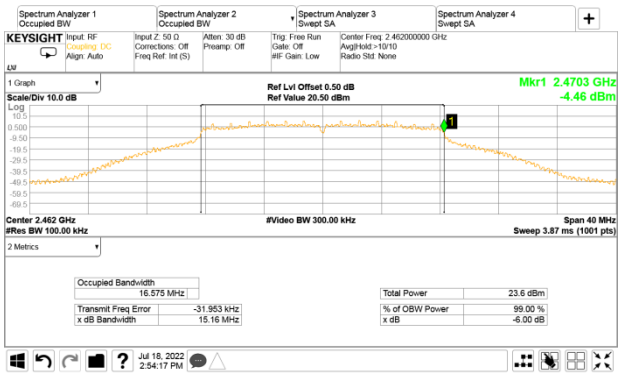

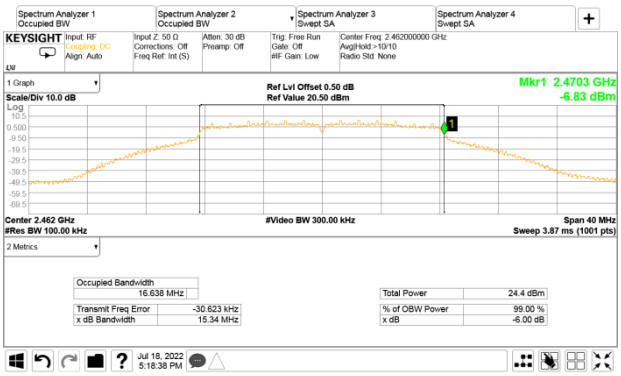

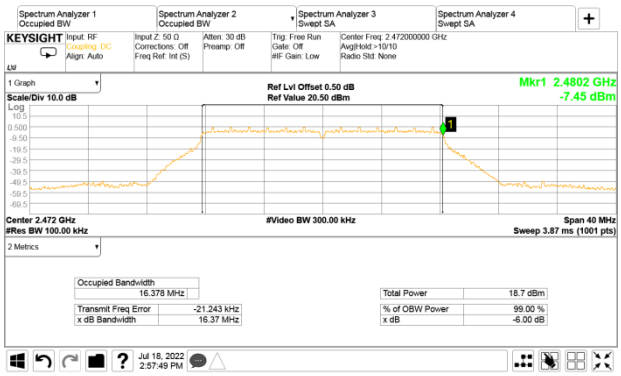

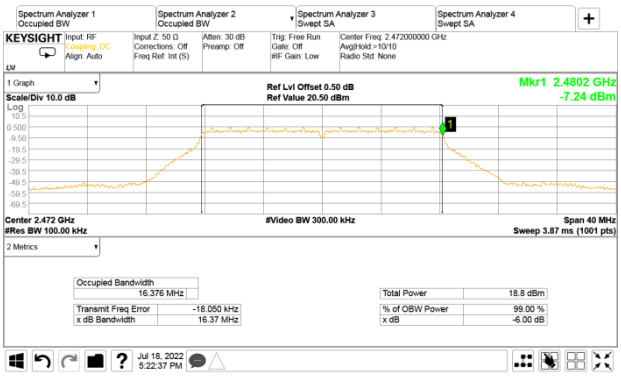

This test report may be reproduced in full only. The document may only be updated by Audix Technology Corp. personnel. Any changes will be noted in the Document History section of the report.

Audix Technology Corp.
No. 491, Zhongfu Rd., Linkou Dist.,
New Taipei City244, Taiwan

Tel: +886 2 26099301
Fax: +886 2 26099303

802.11n-HT20	
AUX	Main

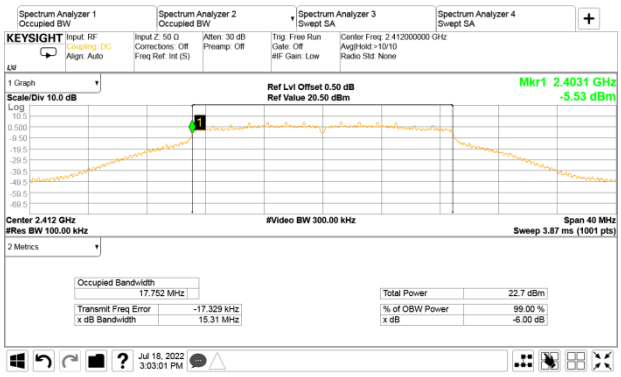

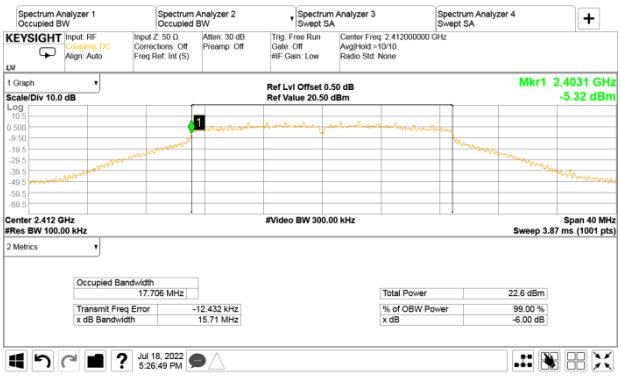

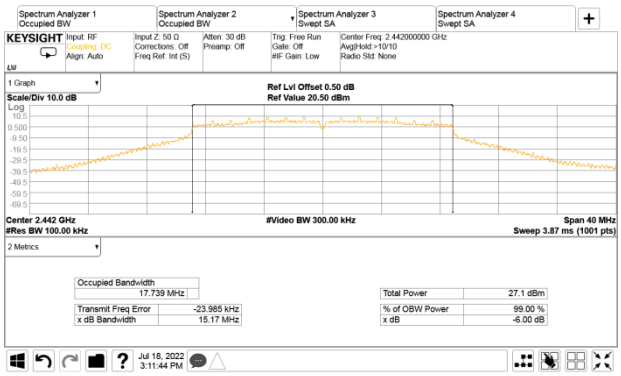

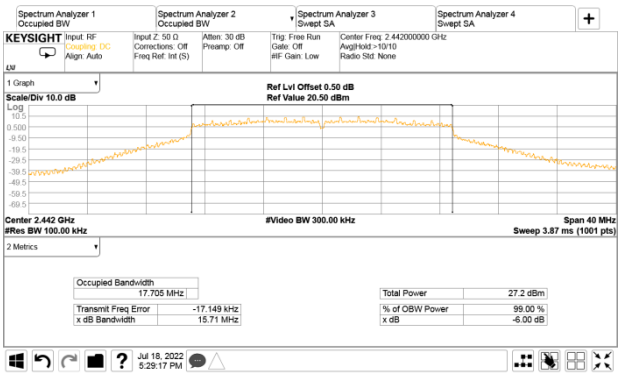

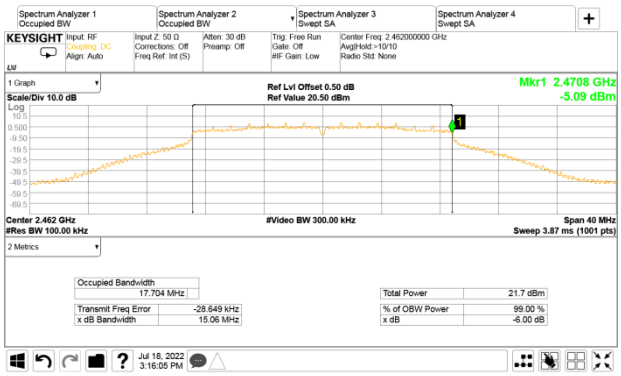

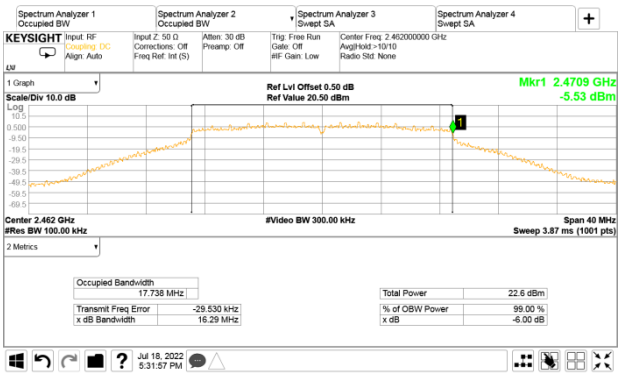

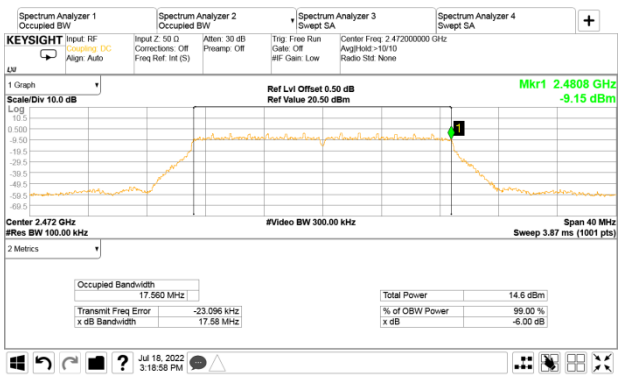

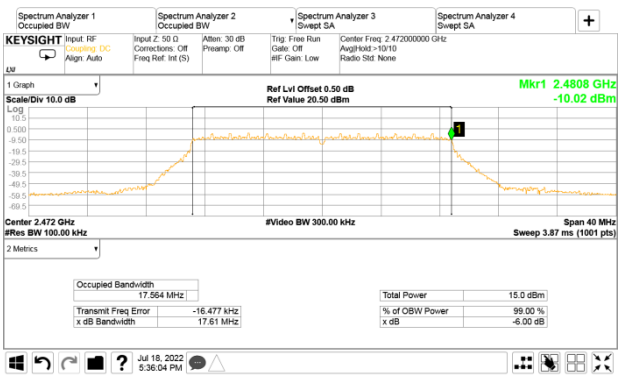

This test report may be reproduced in full only. The document may only be updated by Audix Technology Corp. personnel. Any changes will be noted in the Document History section of the report.

Audix Technology Corp.
No. 491, Zhongfu Rd., Linkou Dist.,
New Taipei City244, Taiwan

Tel: +886 2 26099301
Fax: +886 2 26099303

802.11n-HT40

AUX	Main
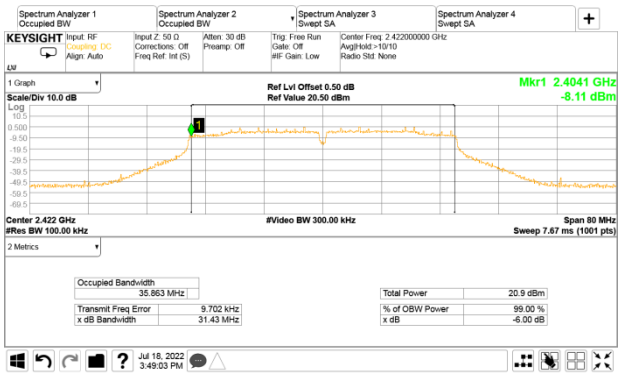	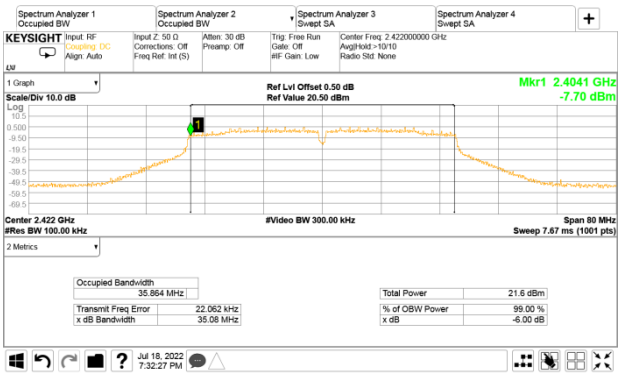
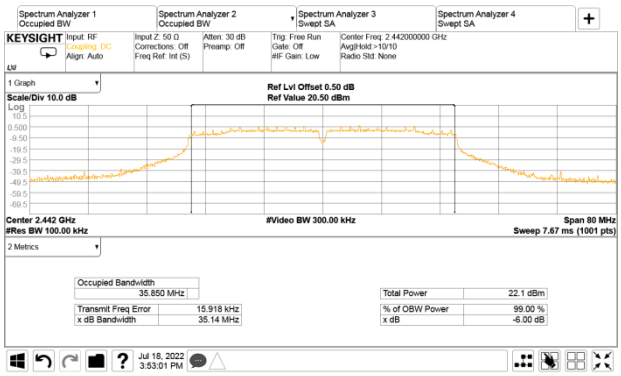	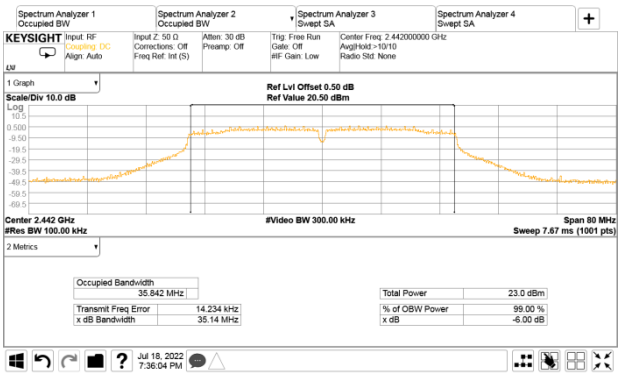
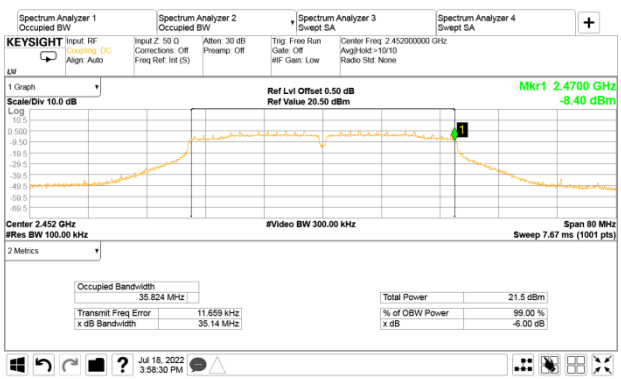	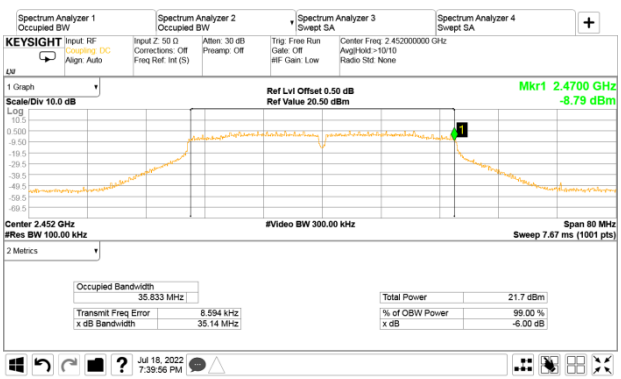
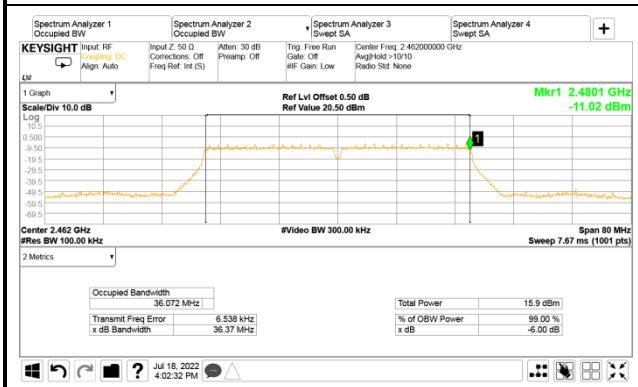	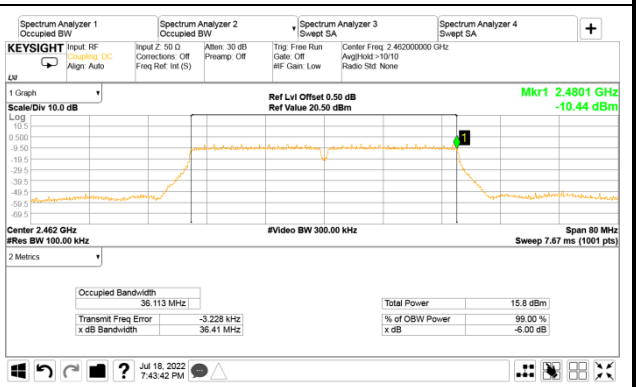

This test report may be reproduced in full only. The document may only be updated by Audix Technology Corp. personnel. Any changes will be noted in the Document History section of the report.

Audix Technology Corp.
No. 491, Zhongfu Rd., Linkou Dist.,
New Taipei City244, Taiwan

Tel: +886 2 26099301
Fax: +886 2 26099303

802.11ax-HE20	
AUX	Main

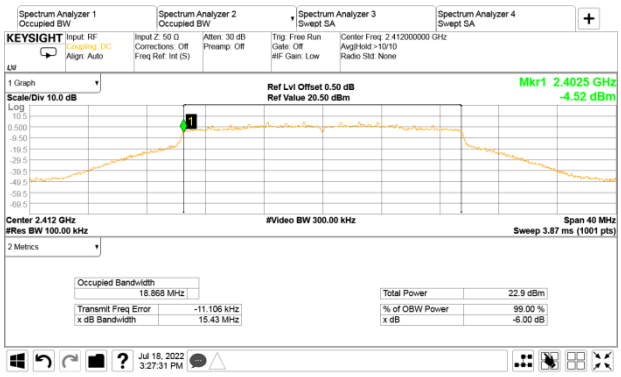

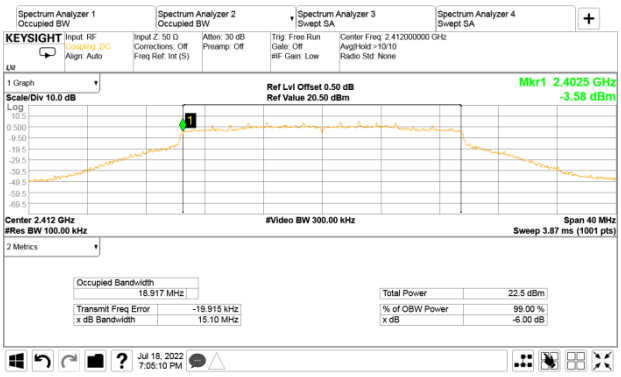

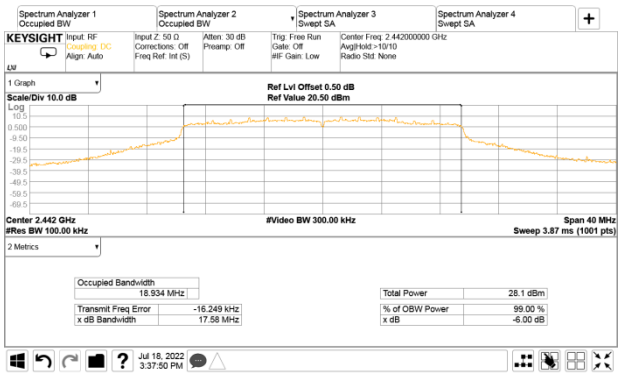

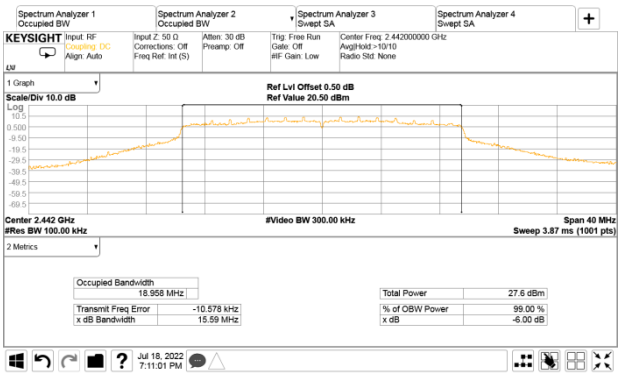

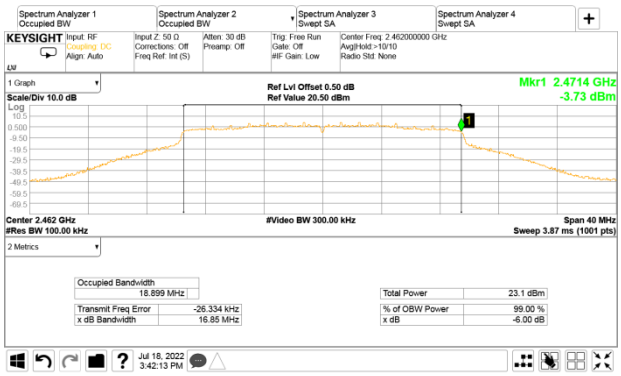

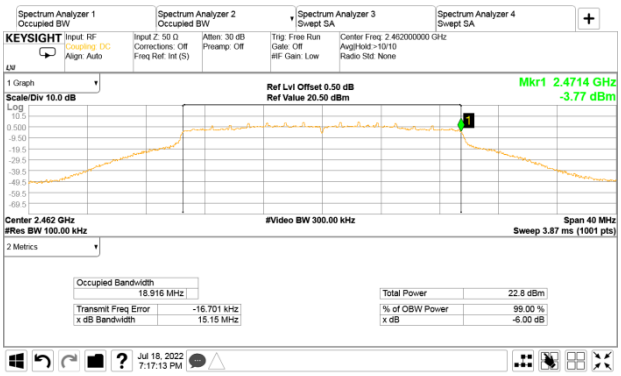

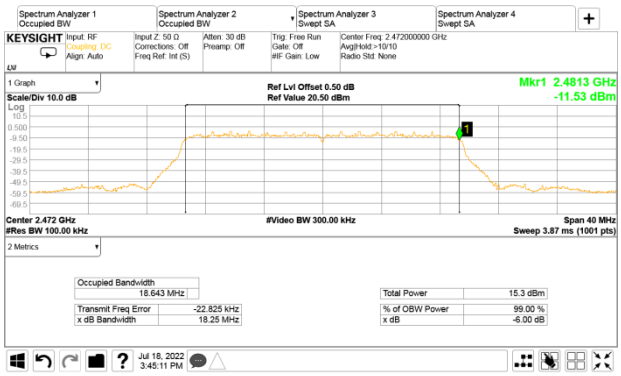

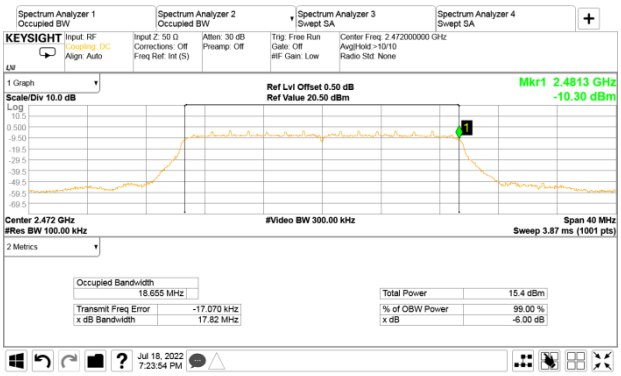

This test report may be reproduced in full only. The document may only be updated by Audix Technology Corp. personnel. Any changes will be noted in the Document History section of the report.

Audix Technology Corp.
No. 491, Zhongfu Rd., Linkou Dist.,
New Taipei City244, Taiwan

Tel: +886 2 26099301
Fax: +886 2 26099303

802.11ax-HE40

AUX	Main

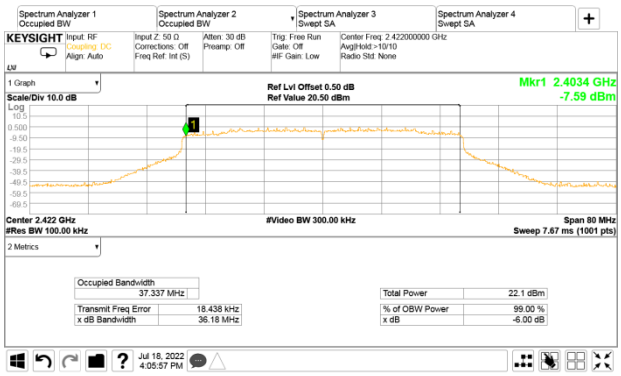

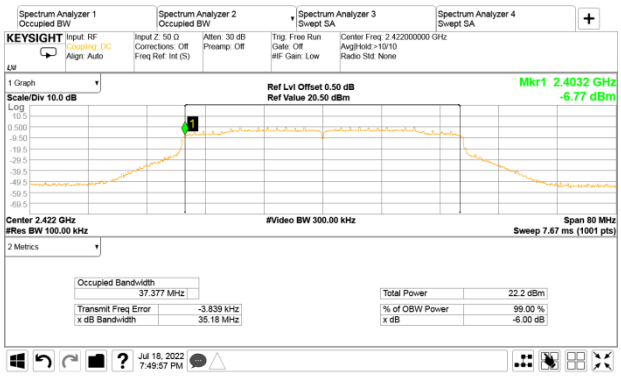

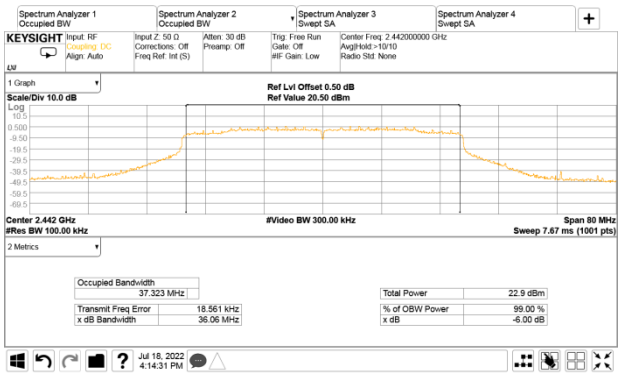

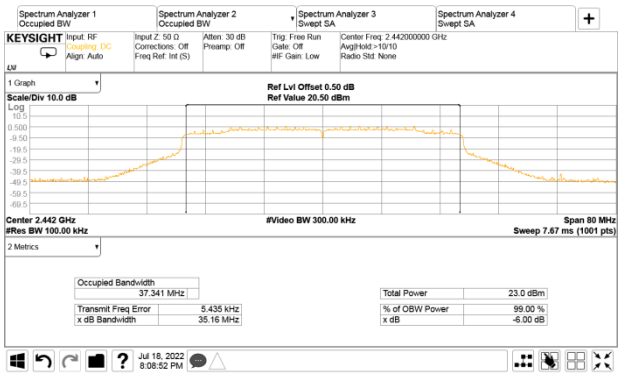

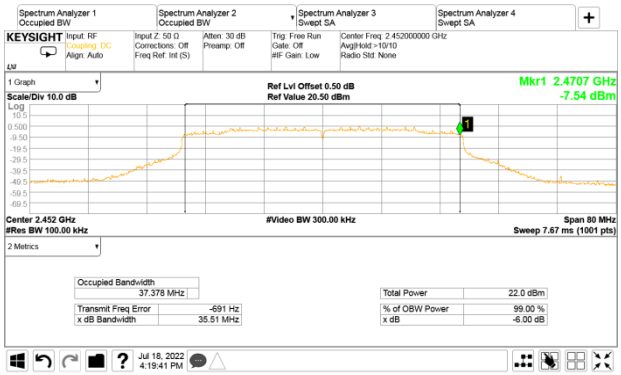

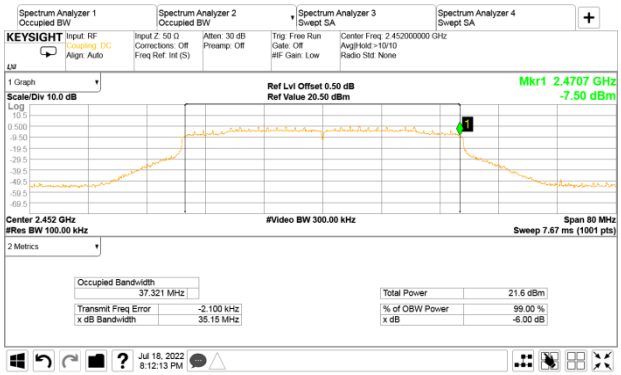

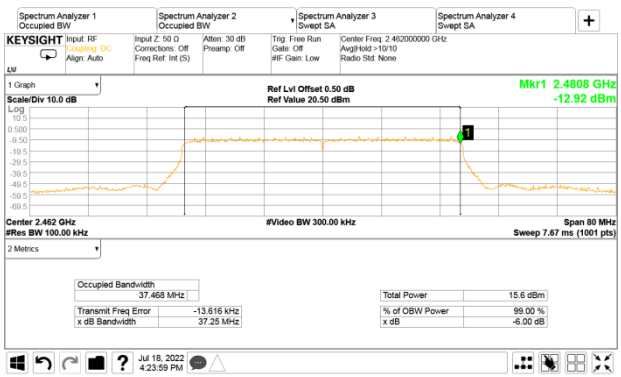

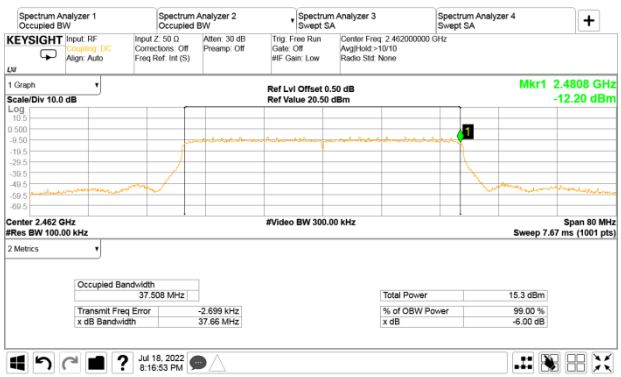

This test report may be reproduced in full only. The document may only be updated by Audix Technology Corp. personnel. Any changes will be noted in the Document History section of the report.

Audix Technology Corp.
No. 491, Zhongfu Rd., Linkou Dist.,
New Taipei City244, Taiwan

Tel: +886 2 26099301
Fax: +886 2 26099303

802.11ax-HE20	
AUX	Main
2412MHz	2412MHz
RU Configuration: 26/0	RU Configuration: 26/0
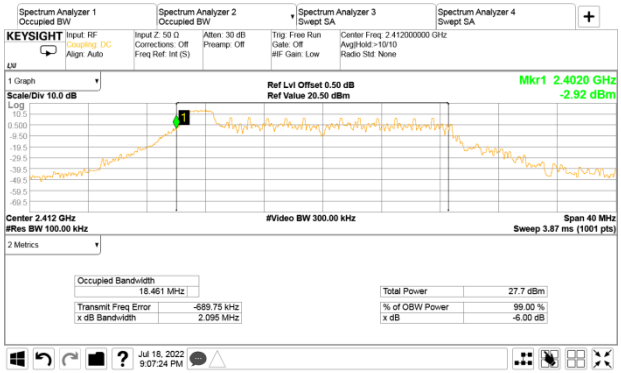	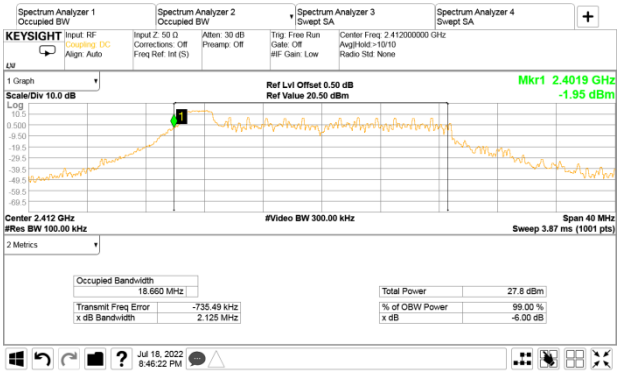
RU Configuration: 52/37	RU Configuration: 52/37
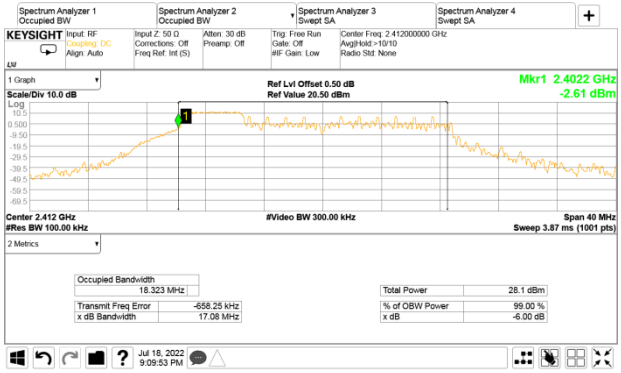	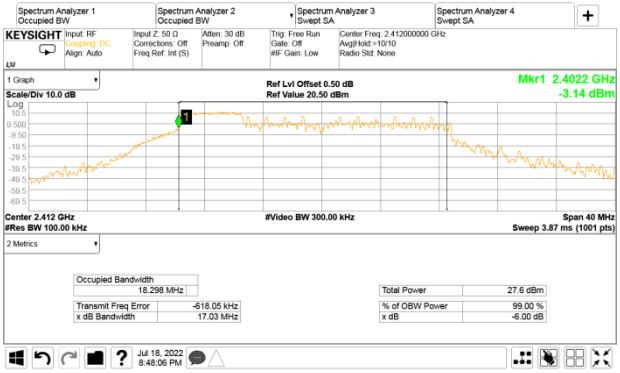
RU Configuration: 106/53	RU Configuration: 106/53
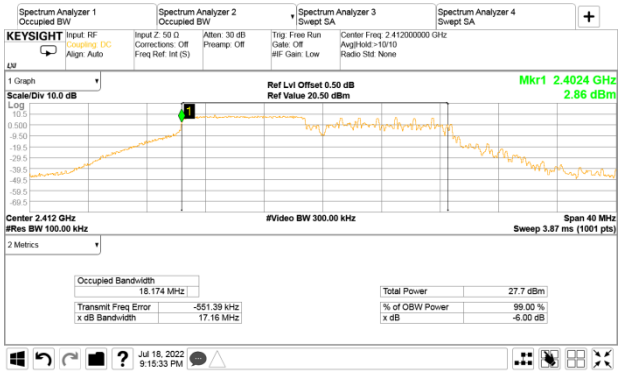	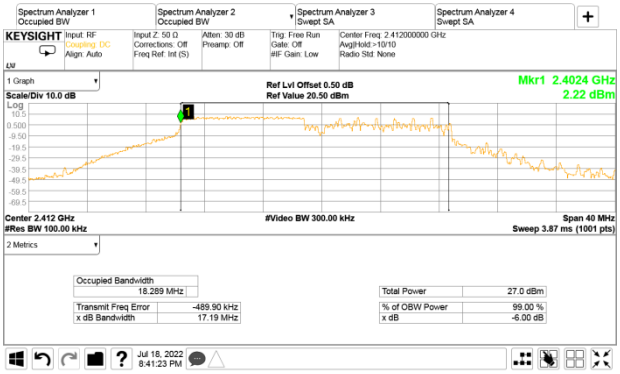

This test report may be reproduced in full only. The document may only be updated by Audix Technology Corp. personnel. Any changes will be noted in the Document History section of the report.

Audix Technology Corp.
No. 491, Zhongfu Rd., Linkou Dist.,
New Taipei City244, Taiwan

Tel: +886 2 26099301
Fax: +886 2 26099303

802.11ax-HE20	
AUX	Main
2472MHz	2472MHz
RU Configuration: 26/8	RU Configuration: 26/8
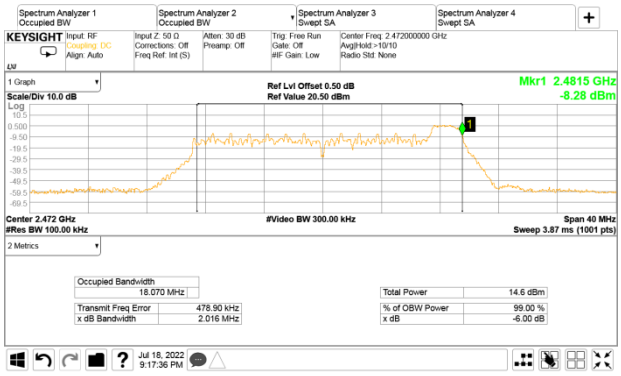	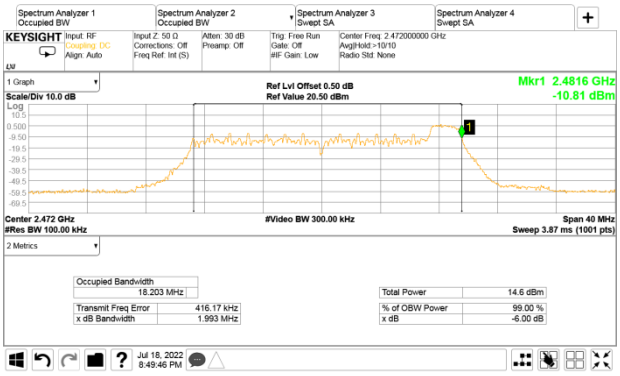
RU Configuration: 52/40	RU Configuration: 52/40
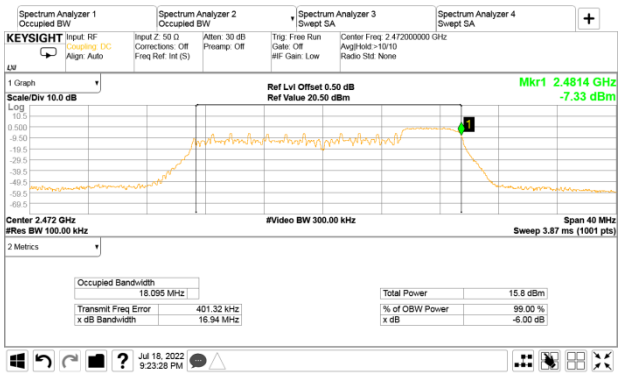	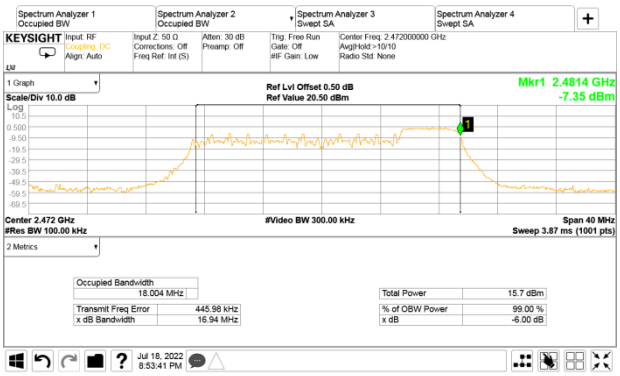
RU Configuration: 106/54	RU Configuration: 106/54
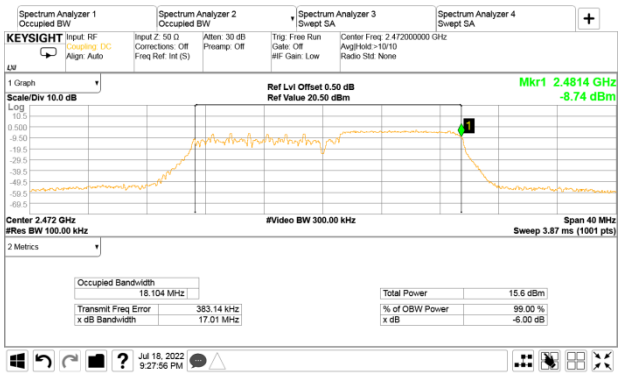	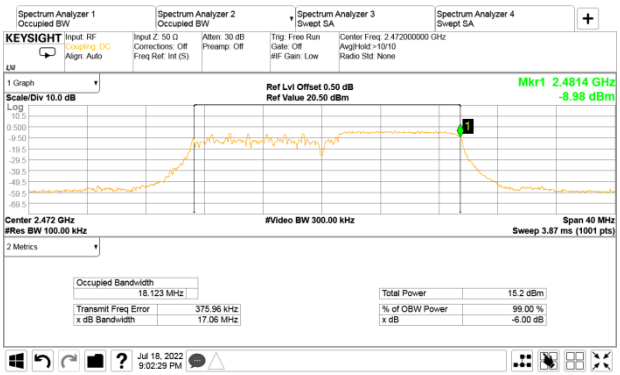

This test report may be reproduced in full only. The document may only be updated by Audix Technology Corp. personnel. Any changes will be noted in the Document History section of the report.

Audix Technology Corp.
No. 491, Zhongfu Rd., Linkou Dist.,
New Taipei City244, Taiwan

Tel: +886 2 26099301
Fax: +886 2 26099303

802.11ax-HE40	
AUX	Main
2422MHz	2422MHz
RU Configuration: 242/61	RU Configuration: 242/61
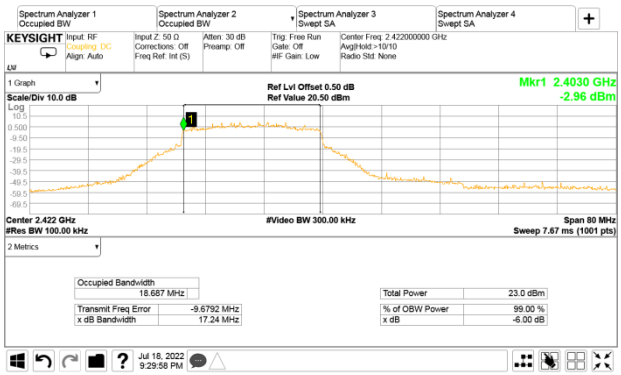	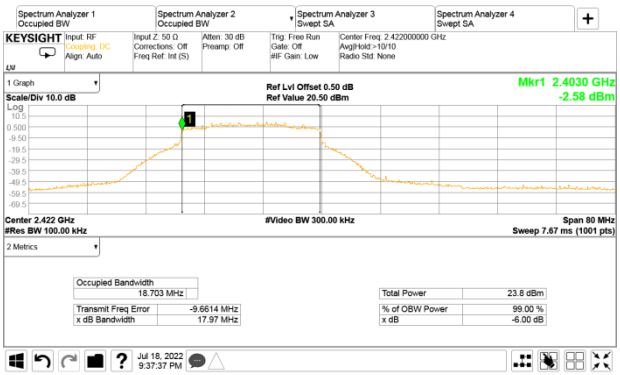
2462MHz	2462MHz
RU Configuration: 242/62	RU Configuration: 242/62
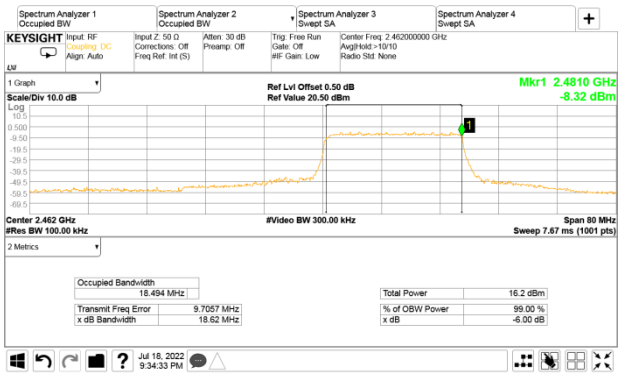	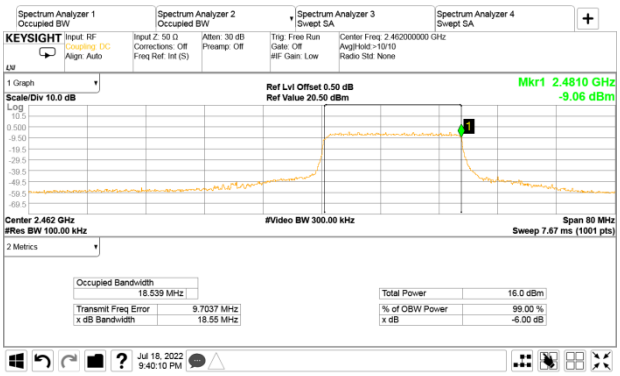

This test report may be reproduced in full only. The document may only be updated by Audix Technology Corp. personnel. Any changes will be noted in the Document History section of the report.

Audix Technology Corp.
No. 491, Zhongfu Rd., Linkou Dist.,
New Taipei City244, Taiwan

Tel: +886 2 26099301
Fax: +886 2 26099303

BLE	
1Mbps	2Mbps

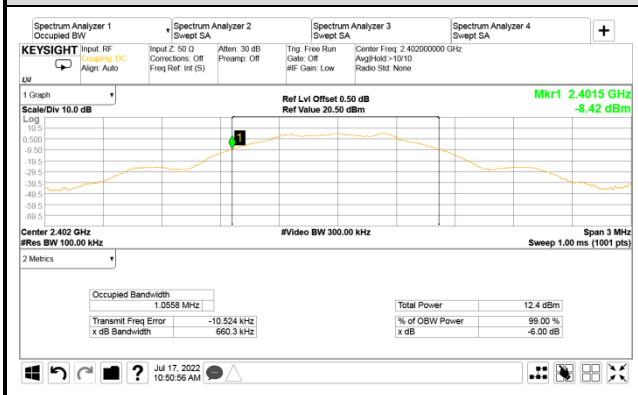

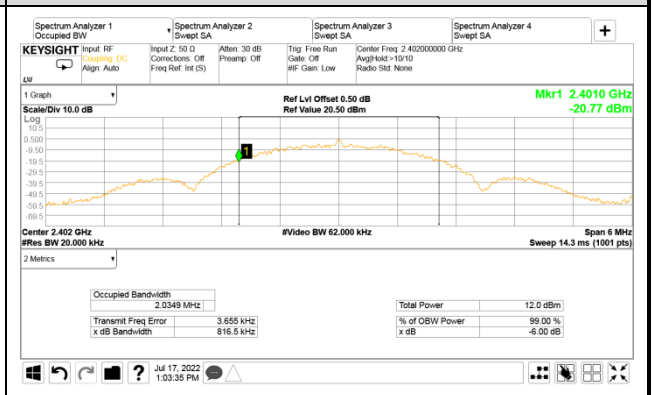

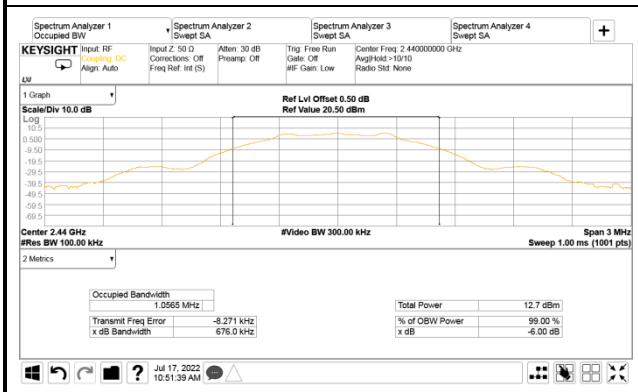

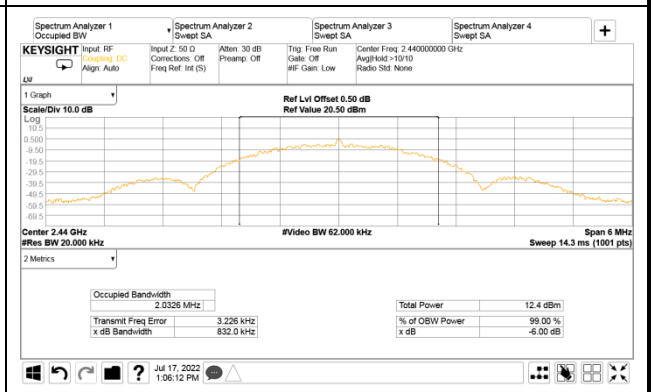

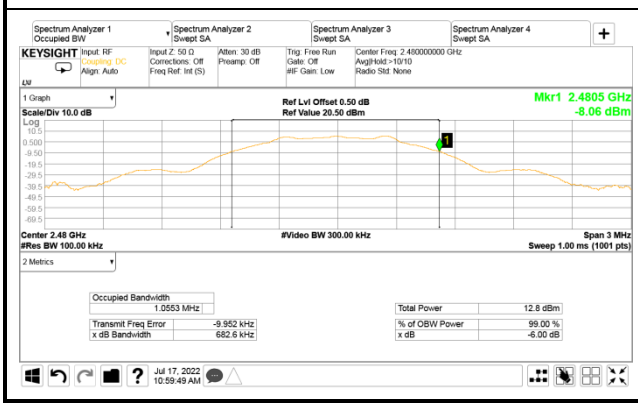

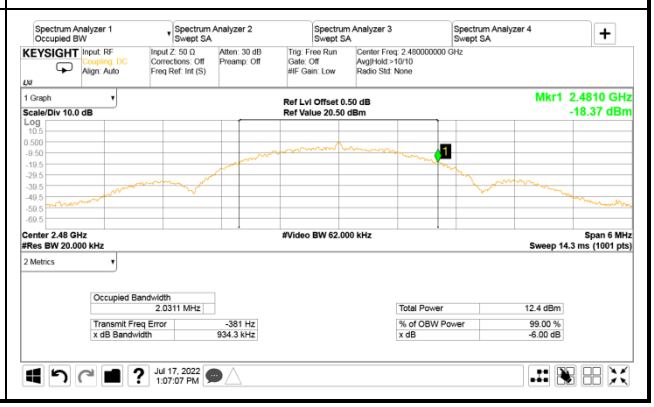

This test report may be reproduced in full only. The document may only be updated by Audix Technology Corp. personnel. Any changes will be noted in the Document History section of the report.