Audix Technology Corp.
No. 491, Zhongfu Rd., Linkou Dist.,
New Taipei City244, Taiwan
Tel: +886 2 26099301
Fax: +886 2 26099303

TABLE OF CONTENTS

A.1 CONDUCTED EMISSION 2
A.2 RADIATED EMISSION 4
A.2.1 Emissions within Restricted Frequency Bands 4
A.2.2 Emissions outside the frequency band: 90
A.2.3 Emissions in Non-restricted Frequency Bands: 93
A.3 DTS/OCCUPIED BANDWIDTH 94
A.3.1 DTS/Occupied Bandwidth Result 94
A.3.2 Measurement Plots 96
A.4 MAXIMUM PEAK OUTPUT POWER 118
A.4.1 Peak Output Power 118
A.4.2 Average Output Power (Reporting only) 121
A.4.3 Measurement Plots 124
A.5 EMISSION LIMITATIONS 126
A.6 POWER SPECTRAL DENSITY 152
A.6.1 Power Spectral Density Result 152
A.6.2 Measurement Plots 155

This test report may be reproduced in full only. The document may only be updated by Audix Technology Corp. personnel. Any changes will be noted in the Document History section of the report.

Audix Technology Corp.
No. 491, Zhongfu Rd., Linkou Dist.,
New Taipei City244, Taiwan

Tel: +886 2 26099301
Fax: +886 2 26099303

A.1 CONDUCTED EMISSION

Test Date	2022/07/13	Temp./Hum.	26℃/47%
Test Voltage	AC 120V 60Hz (Via AC Adapter)	Tested By	Roy Hung

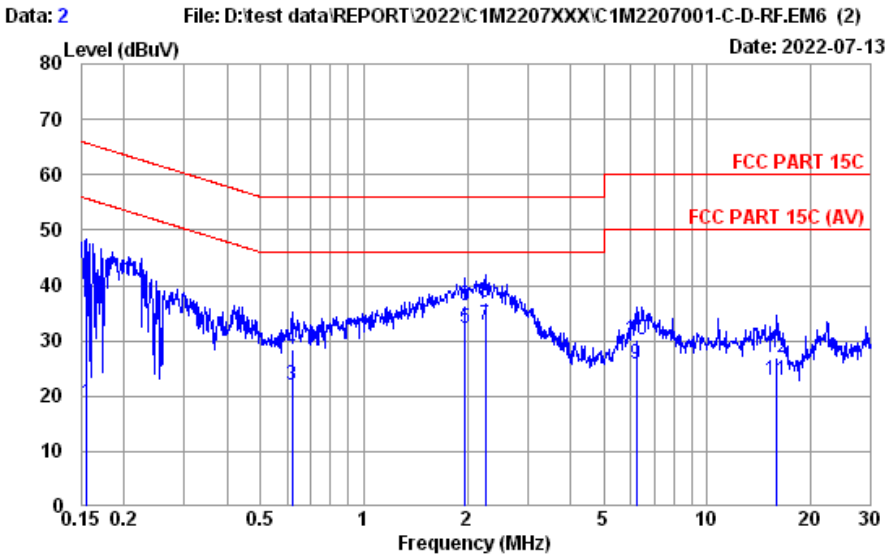

Site No. : No.8 Shielded Room
Instrument 1 : Receiver ESR3(774)
Instrument 2 : ENV432 (567)(A)|CE-08|ESH3-Z2 (354)
Limit : FCC PART 15C
Environment : 26°C / 47%
EUT Model : 14ZB90Q
Test Mode : Operating
Data No. : 2
Phase : NEUTRAL
Engineer : Roy Hung
Test Rating : 120Vac/60Hz

	Freq. (MHz)	AMN Factor (dB)	Cable Loss (dB)	Pulse Att. (dB)	Reading (dBμV)	Emission Level (dBμV)	Limits (dBμV)	Margin (dB)	Remark
1	0.156	10.34	0.03	9.85	-1.32	18.90	55.69	36.79	Average
2	0.156	10.34	0.03	9.85	19.98	40.20	65.69	25.49	QP
3	0.617	10.33	0.03	9.85	1.82	22.03	46.00	23.97	Average
4	0.617	10.33	0.03	9.85	8.08	28.29	56.00	27.71	QP
5	1.970	10.36	0.06	9.86	11.97	32.25	46.00	13.75	Average
6	1.970	10.36	0.06	9.86	16.11	36.39	56.00	19.61	QP
7	2.261	10.37	0.07	9.86	12.47	32.77	46.00	13.23	Average
8	2.261	10.37	0.07	9.86	16.68	36.98	56.00	19.02	QP
9	6.219	10.51	0.11	9.87	5.21	25.70	50.00	24.30	Average
10	6.219	10.51	0.11	9.87	9.79	30.28	60.00	29.72	QP
11	15.970	10.91	0.17	9.92	1.92	22.92	50.00	27.08	Average
12	15.970	10.91	0.17	9.92	6.11	27.11	60.00	32.89	QP

Remarks: 1. Emission Level= AMN Factor + Cable Loss + Pulse Att. + Reading.
2. If the average limit is met when using a quasi-peak detector, the EUT shall be deemed to meet both limits and measurement with average detector is unnecessary.

This test report may be reproduced in full only. The document may only be updated by Audix Technology Corp. personnel. Any changes will be noted in the Document History section of the report.

Audix Technology Corp.
No. 491, Zhongfu Rd., Linkou Dist.,
New Taipei City244, Taiwan

Tel: +886 2 26099301
Fax: +886 2 26099303

Test Date	2022/07/13	Temp./Hum.	26℃/47%
Test Voltage	AC 120V 60Hz (Via AC Adapter)	Tested By	Roy Hung

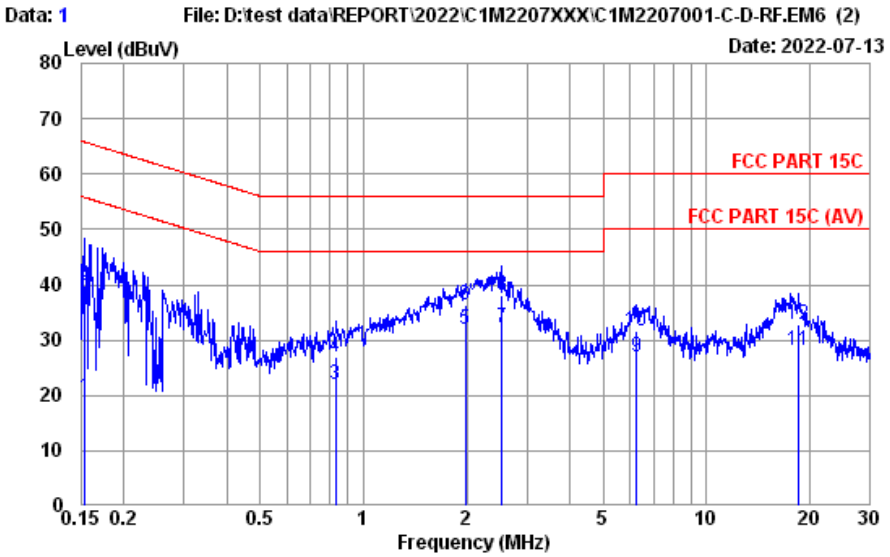

Site No. : No.8 Shielded Room
Instrument 1 : Receiver ESR3(774)
Instrument 2 : ENV432 (567)(A)|CE-08|ESH3-Z2 (354)
Limit : FCC PART 15C
Environment : 26*C / 47%
EUT Model : 14ZB90Q
Test Mode : Operating

Data No. : 1
Phase : LINE
Engineer : Roy Hung
Test Rating : 120Vac/60Hz

	Freq. (MHz)	AMN Factor (dB)	Cable Loss (dB)	Pulse Att. (dB)	Reading (dBμV)	Emission Level (dBμV)	Limits (dBμV)	Margin (dB)	Remark
1	0.154	10.22	0.03	9.85	-0.50	19.60	55.78	36.18	Average
2	0.154	10.22	0.03	9.85	19.79	39.89	65.78	25.89	QP
3	0.830	10.23	0.04	9.85	1.98	22.10	46.00	23.90	Average
4	0.830	10.23	0.04	9.85	6.77	26.89	56.00	29.11	QP
5	1.980	10.25	0.06	9.86	11.75	31.92	46.00	14.08	Average
6	1.980	10.25	0.06	9.86	16.26	36.43	56.00	19.57	QP
7	2.527	10.26	0.07	9.86	11.98	32.17	46.00	13.83	Average
8	2.527	10.26	0.07	9.86	17.92	38.11	56.00	17.89	QP
9	6.252	10.35	0.11	9.87	6.68	27.01	50.00	22.99	Average
10	6.252	10.35	0.11	9.87	11.31	31.64	60.00	28.36	QP
11	18.622	10.62	0.18	9.93	7.53	28.26	50.00	21.74	Average
12	18.622	10.62	0.18	9.93	12.17	32.90	60.00	27.10	QP

Remarks: 1. Emission Level= AMN Factor + Cable Loss + Pulse Att. + Reading.
2. If the average limit is met when using a quasi-peak detector, the EUT shall be deemed to meet both limits and measurement with average detector is unnecessary.

This test report may be reproduced in full only. The document may only be updated by Audix Technology Corp. personnel. Any changes will be noted in the Document History section of the report.

Audix Technology Corp.
No. 491, Zhongfu Rd., Linkou Dist.,
New Taipei City244, Taiwan
Tel: +886 2 26099301
Fax: +886 2 26099303

A.2 RADIATED EMISSION

Test Date	2022/07/15 ~ 20	Temp./Hum.	24 ~ 25℃/59 ~ 61%
Test Voltage	AC 120V 60Hz (Via AC Adapter)	Tested By	Martin Chen

A.2.1 Emissions within Restricted Frequency Bands

A.2.1.1 Frequency 9kHz~30MHz

The emissions (9kHz~30MHz) not reported for there is no emission be found.

A.2.1.2 Frequency Below 1GHz

Mode	802.11n-HT20	Frequency	TX 2442MHz

Antenna at Horizontal Polarization

Emission Frequency (MHz)	Antenna Factor (dB/m)	Cable Loss (dB)	Preamp Gain (dB)	Read Level (dBμV)	Emission Level (dBμV/m)	Limits (dBμV/m)	Margin (dB)	Detector
30.000	23.65	1.41	26.49	27.79	26.36	40.00	13.64	Peak
111.480	17.39	2.75	26.21	32.62	26.55	43.50	16.95	Peak
215.270	16.12	3.88	25.76	42.39	36.63	43.50	6.87	Peak
398.600	21.37	5.91	26.41	32.31	33.18	46.00	12.82	Peak
540.220	23.61	6.90	27.24	31.10	34.37	46.00	11.63	Peak
978.660	26.96	9.18	26.72	29.04	38.46	54.00	15.54	Peak

Antenna at Vertical Polarization

Emission Frequency (MHz)	Antenna Factor (dB/m)	Cable Loss (dB)	Preamp Gain (dB)	Read Level (dBμV)	Emission Level (dBμV/m)	Limits (dBμV/m)	Margin (dB)	Detector
33.880	22.12	1.51	26.48	40.11	37.26	40.00	2.74	Peak
190.050	15.04	3.61	25.82	42.64	35.47	43.50	8.03	Peak
425.760	21.86	6.15	26.62	32.87	34.26	46.00	11.74	Peak
540.220	23.61	6.90	27.24	31.52	34.79	46.00	11.21	Peak
926.280	26.52	8.90	26.90	28.54	37.06	46.00	8.94	Peak
962.170	26.83	9.10	26.78	28.35	37.50	54.00	16.50	Peak

This test report may be reproduced in full only. The document may only be updated by Audix Technology Corp. personnel. Any changes will be noted in the Document History section of the report.

Audix Technology Corp.
No. 491, Zhongfu Rd., Linkou Dist.,
New Taipei City244, Taiwan
Tel: +886 2 26099301
Fax: +886 2 26099303

Mode	BLE (1Mbps)	Frequency	TX 2440MHz

Antenna at Horizontal Polarization

Emission Frequency (MHz)	Antenna Factor (dB/m)	Cable Loss (dB)	Preamp Gain (dB)	Read Level (dBμV)	Emission Level (dBμV/m)	Limits (dBμV/m)	Margin (dB)	Detector
31.940	22.86	1.46	26.48	28.09	25.93	40.00	14.07	Peak
110.510	17.33	2.74	26.21	33.72	27.58	43.50	15.92	Peak
218.180	16.31	3.92	25.75	41.94	36.42	46.00	9.58	Peak
540.220	23.61	6.90	27.24	30.85	34.12	46.00	11.88	Peak
868.080	26.19	8.60	27.08	28.27	35.98	46.00	10.02	Peak
971.870	26.91	9.15	26.75	29.04	38.35	54.00	15.65	Peak

Antenna at Vertical Polarization

Emission Frequency (MHz)	Antenna Factor (dB/m)	Cable Loss (dB)	Preamp Gain (dB)	Read Level (dBμV)	Emission Level (dBμV/m)	Limits (dBμV/m)	Margin (dB)	Detector
32.910	22.52	1.48	26.48	40.39	37.91	40.00	2.09	Peak
123.120	17.80	2.89	26.14	36.22	30.77	43.50	12.73	Peak
193.930	15.06	3.64	25.81	42.55	35.44	43.50	8.06	Peak
323.910	19.70	5.02	25.82	31.43	30.33	46.00	15.67	Peak
540.220	23.61	6.90	27.24	30.46	33.73	46.00	12.27	Peak
975.750	26.94	9.17	26.72	28.10	37.49	54.00	16.51	Peak

This test report may be reproduced in full only. The document may only be updated by Audix Technology Corp. personnel. Any changes will be noted in the Document History section of the report.

Audix Technology Corp.
No. 491, Zhongfu Rd., Linkou Dist.,
New Taipei City244, Taiwan
Tel: +886 2 26099301
Fax: +886 2 26099303

A.2.1.3 Frequency Above 1 GHz to 10th harmonics

Band Edge:

Mode	802.11b	Frequency	TX 2412MHz

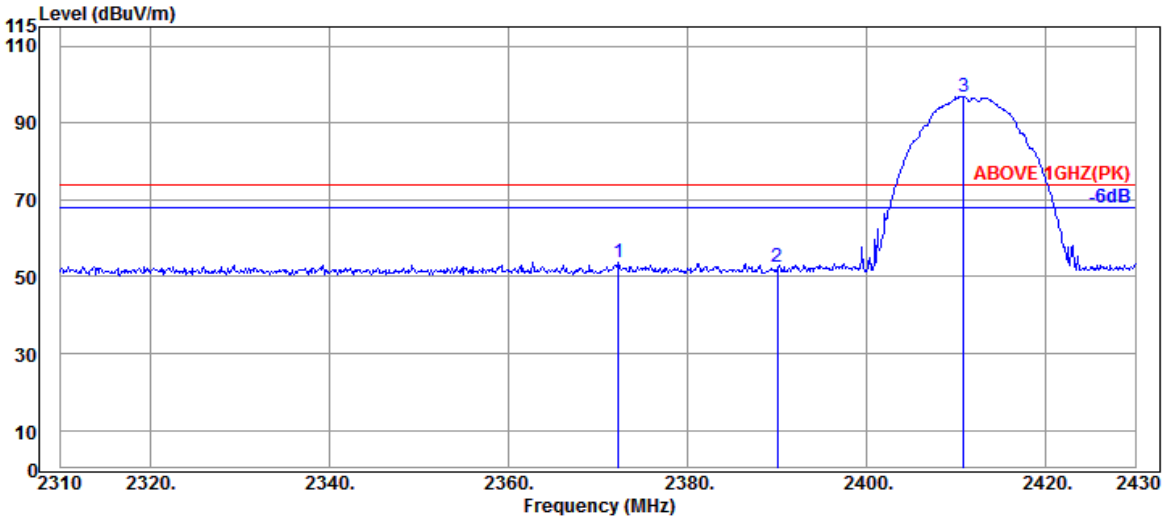

Antenna at Horizontal Polarization

	Emission Frequency (MHz)	Antenna Factor (dB/m)	Cable Loss (dB)	Preamp Gain (dB)	Read Level (dBμV)	Emission Level (dBμV/m)	Limits (dBμV/m)	Margin (dB)	Detector
	2372.280	28.33	5.70	39.93	59.60	53.70	74.00	20.30	Peak
	2390.040	28.21	5.72	39.93	58.45	52.45	74.00	21.55	Peak
@	2410.800	28.14	5.75	39.93	102.94	96.90	---	---	Peak

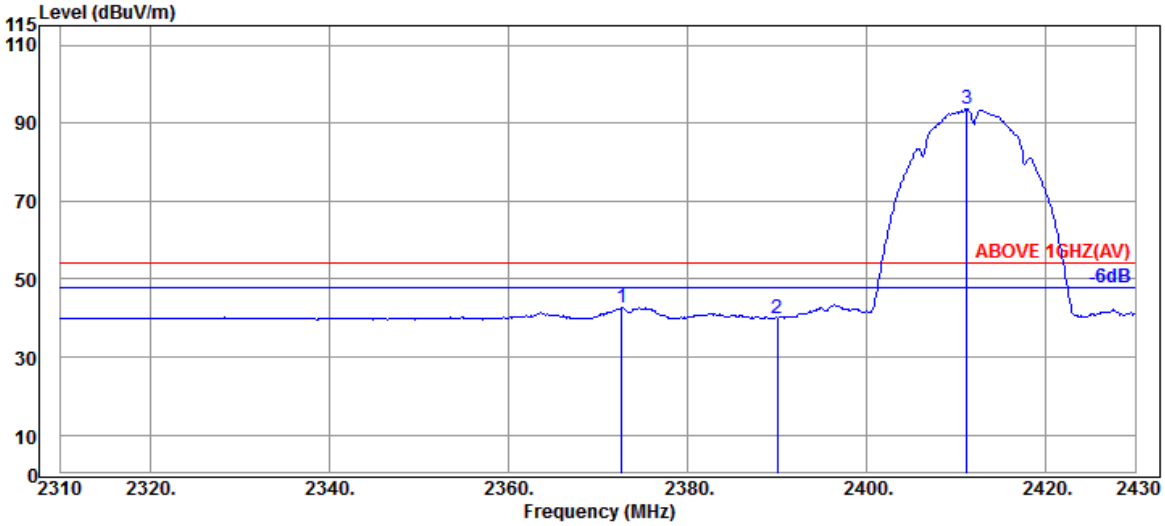

Antenna at Horizontal Polarization

	Emission Frequency (MHz)	Antenna Factor (dB/m)	Cable Loss (dB)	Preamp Gain (dB)	Read Level (dBμV)	Emission Level (dBμV/m)	Limits (dBμV/m)	Margin (dB)	Detector
	2372.640	28.33	5.70	39.93	48.67	42.77	54.00	11.23	Average
	2390.040	28.21	5.72	39.93	46.05	40.05	54.00	13.95	Average
@	2411.160	28.14	5.75	39.93	99.67	93.63	---	---	Average

Remark: The "@" means fundamental frequency, it is ignored in this section.

This test report may be reproduced in full only. The document may only be updated by Audix Technology Corp. personnel. Any changes will be noted in the Document History section of the report.

Audix Technology Corp.
No. 491, Zhongfu Rd., Linkou Dist.,
New Taipei City244, Taiwan
Tel: +886 2 26099301
Fax: +886 2 26099303

Mode	802.11b	Frequency	TX 2412MHz

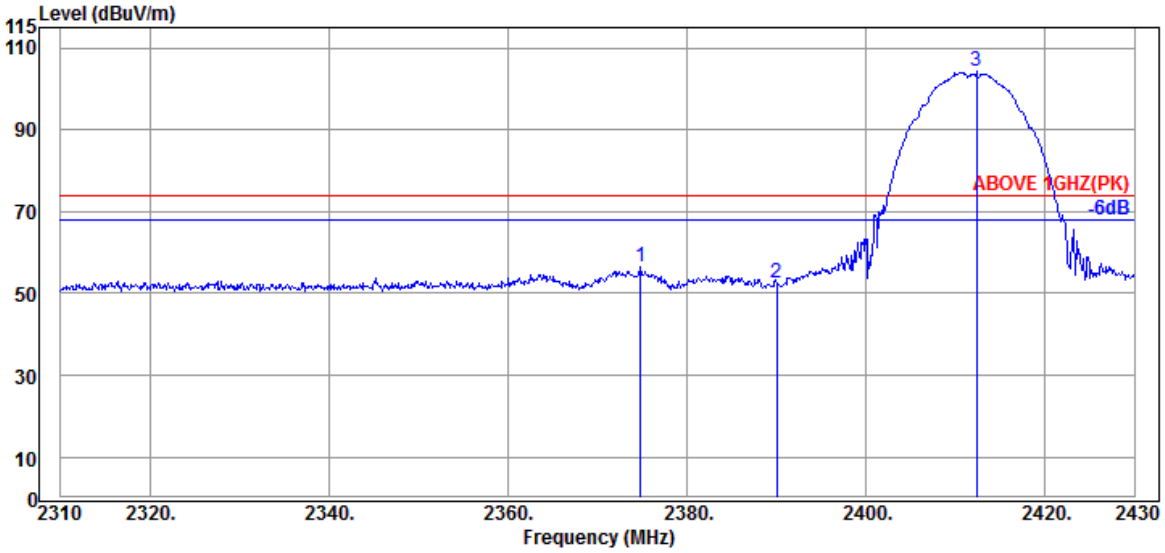

Antenna at Vertical Polarization

	Emission Frequency (MHz)	Antenna Factor (dB/m)	Cable Loss (dB)	Preamp Gain (dB)	Read Level (dBμV)	Emission Level (dBμV/m)	Limits (dBμV/m)	Margin (dB)	Detector
	2374.800	28.33	5.70	39.93	62.30	56.40	74.00	17.60	Peak
	2390.040	28.21	5.72	39.93	58.60	52.60	74.00	21.40	Peak
@	2412.360	28.19	5.76	39.93	110.32	104.34	---	---	Peak

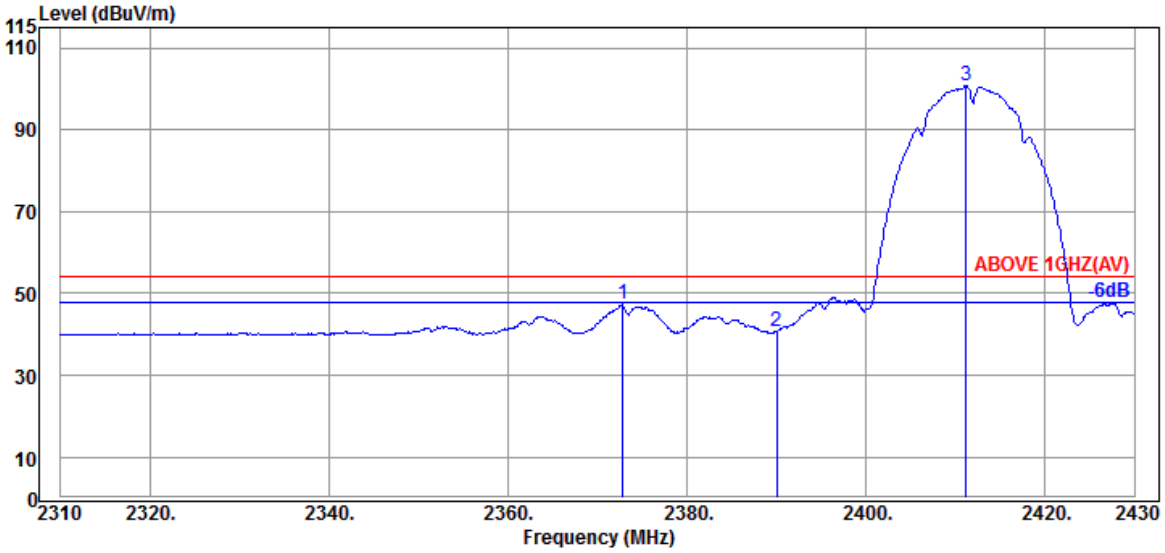

Antenna at Vertical Polarization

	Emission Frequency (MHz)	Antenna Factor (dB/m)	Cable Loss (dB)	Preamp Gain (dB)	Read Level (dBμV)	Emission Level (dBμV/m)	Limits (dBμV/m)	Margin (dB)	Detector
	2372.880	28.33	5.70	39.93	53.13	47.23	54.00	6.77	Average
	2390.040	28.21	5.72	39.93	46.76	40.76	54.00	13.24	Average
@	2411.160	28.14	5.75	39.93	106.78	100.74	---	---	Average

Remark: The "@" means fundamental frequency, it is ignored in this section.

This test report may be reproduced in full only. The document may only be updated by Audix Technology Corp. personnel. Any changes will be noted in the Document History section of the report.

Audix Technology Corp.
No. 491, Zhongfu Rd., Linkou Dist.,
New Taipei City244, Taiwan
Tel: +886 2 26099301
Fax: +886 2 26099303

Mode	802.11b	Frequency	TX 2462MHz

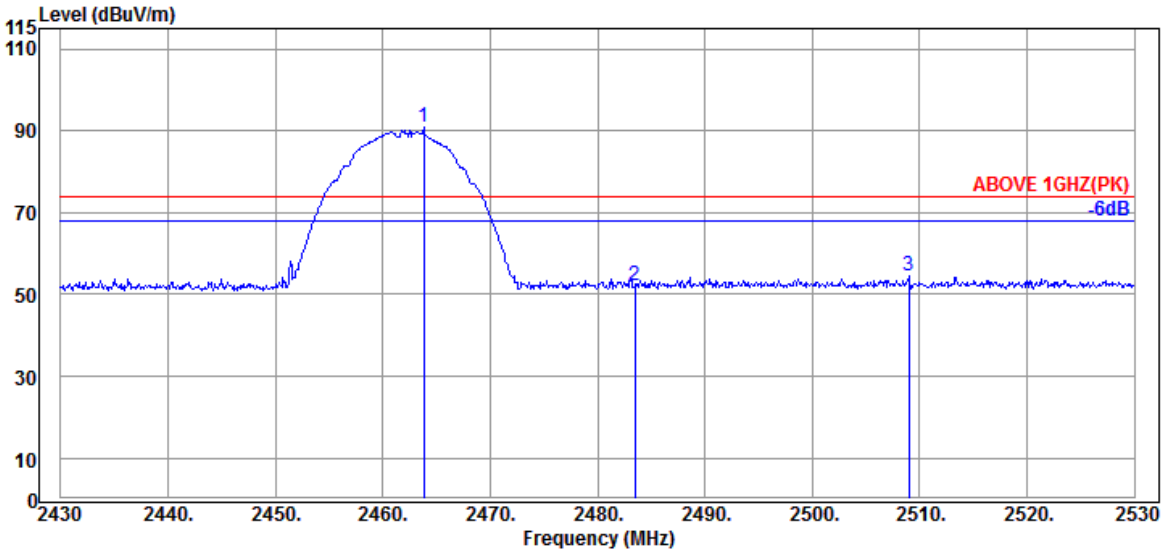

Antenna at Horizontal Polarization

Emission Frequency (MHz)	Antenna Factor (dB/m)	Cable Loss (dB)	Preamp Gain (dB)	Read Level (dBμV)	Emission Level (dBμV/m)	Limits (dBμV/m)	Margin (dB)	Detector
@ 2463.800	28.43	5.84	39.92	96.53	90.88	---	---	Peak
2483.500	28.47	5.87	39.92	57.87	52.29	74.00	21.71	Peak
2509.000	28.54	5.91	39.92	59.85	54.38	74.00	19.62	Peak

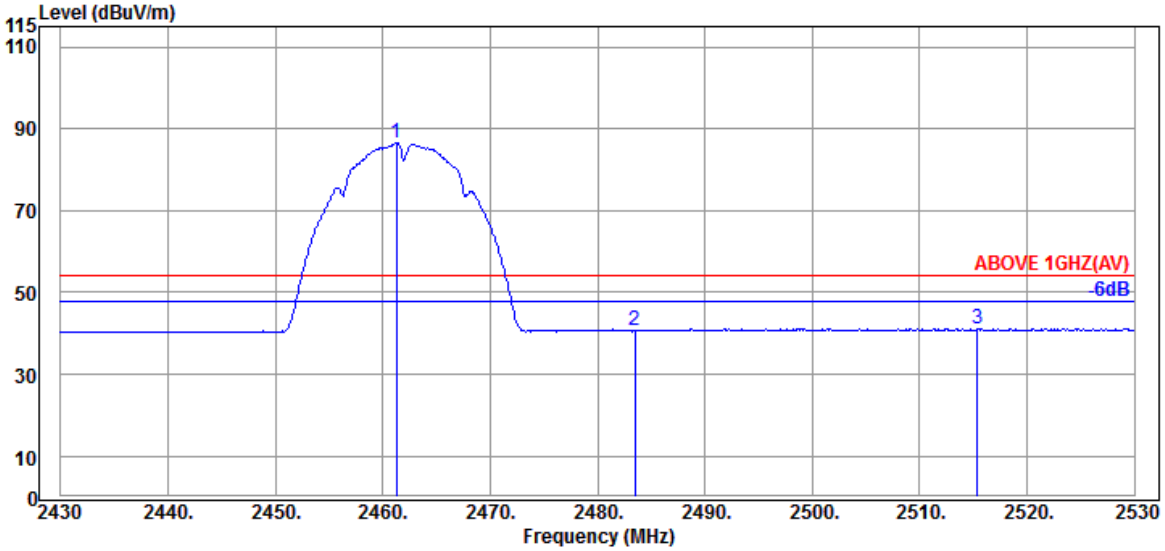

Antenna at Horizontal Polarization

Emission Frequency (MHz)	Antenna Factor (dB/m)	Cable Loss (dB)	Preamp Gain (dB)	Read Level (dBμV)	Emission Level (dBμV/m)	Limits (dBμV/m)	Margin (dB)	Detector
@ 2461.300	28.43	5.84	39.92	92.09	86.44	---	---	Average
2483.500	28.47	5.87	39.92	46.19	40.61	54.00	13.39	Average
2515.400	28.59	5.93	39.92	46.56	41.16	54.00	12.84	Average

Remark: The "@" means fundamental frequency, it is ignored in this section.

This test report may be reproduced in full only. The document may only be updated by Audix Technology Corp. personnel. Any changes will be noted in the Document History section of the report.

Audix Technology Corp.
No. 491, Zhongfu Rd., Linkou Dist.,
New Taipei City244, Taiwan
Tel: +886 2 26099301
Fax: +886 2 26099303

Mode	802.11b	Frequency	TX 2462MHz

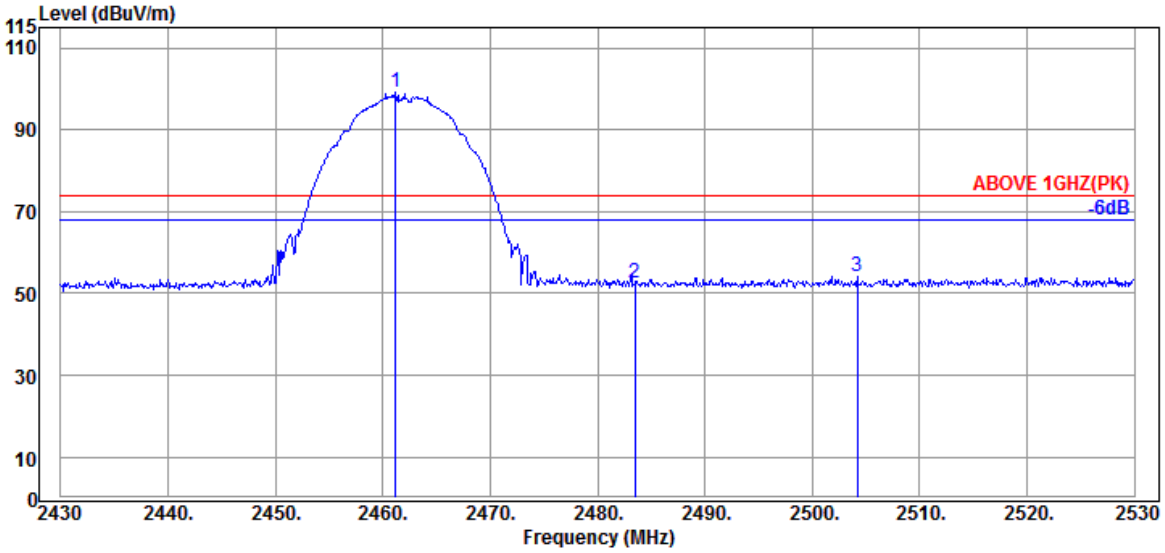

Antenna at Vertical Polarization

Emission Frequency (MHz)	Antenna Factor (dB/m)	Cable Loss (dB)	Preamp Gain (dB)	Read Level (dBμV)	Emission Level (dBμV/m)	Limits (dBμV/m)	Margin (dB)	Detector
@ 2461.200	28.43	5.84	39.92	104.80	99.15	---	---	Peak
2483.500	28.47	5.87	39.92	58.27	52.69	74.00	21.31	Peak
2504.200	28.54	5.91	39.92	59.66	54.19	74.00	19.81	Peak

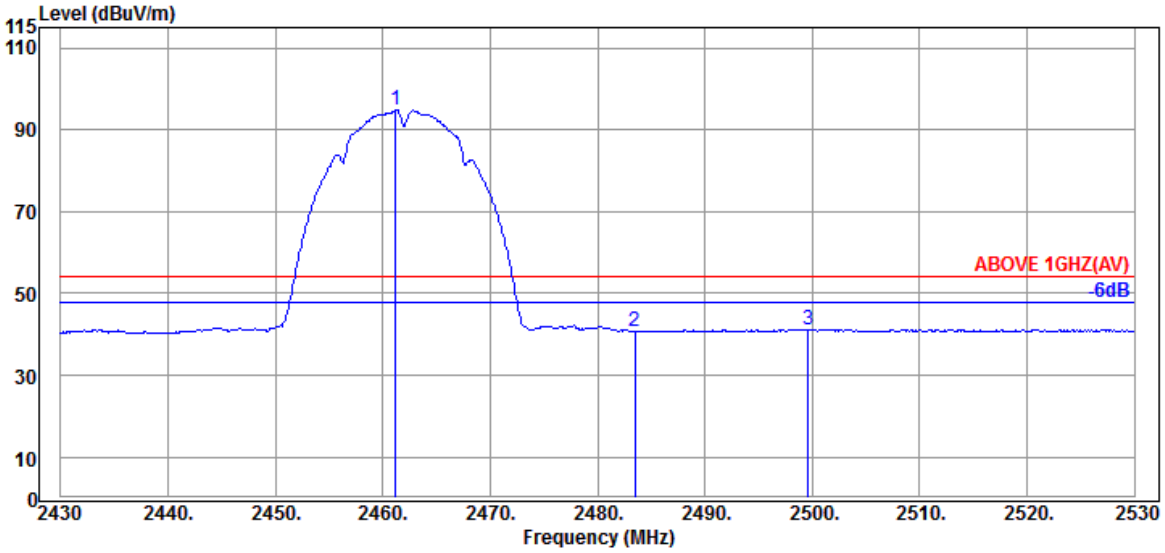

Antenna at Vertical Polarization

Emission Frequency (MHz)	Antenna Factor (dB/m)	Cable Loss (dB)	Preamp Gain (dB)	Read Level (dBμV)	Emission Level (dBμV/m)	Limits (dBμV/m)	Margin (dB)	Detector
@ 2461.200	28.43	5.84	39.92	100.52	94.87	---	---	Average
2483.500	28.47	5.87	39.92	46.19	40.61	54.00	13.39	Average
2499.600	28.50	5.89	39.92	46.72	41.19	54.00	12.81	Average

Remark: The "@" means fundamental frequency, it is ignored in this section.

This test report may be reproduced in full only. The document may only be updated by Audix Technology Corp. personnel. Any changes will be noted in the Document History section of the report.

Audix Technology Corp.
No. 491, Zhongfu Rd., Linkou Dist.,
New Taipei City244, Taiwan
Tel: +886 2 26099301
Fax: +886 2 26099303

Mode	802.11b	Frequency	TX 2467MHz

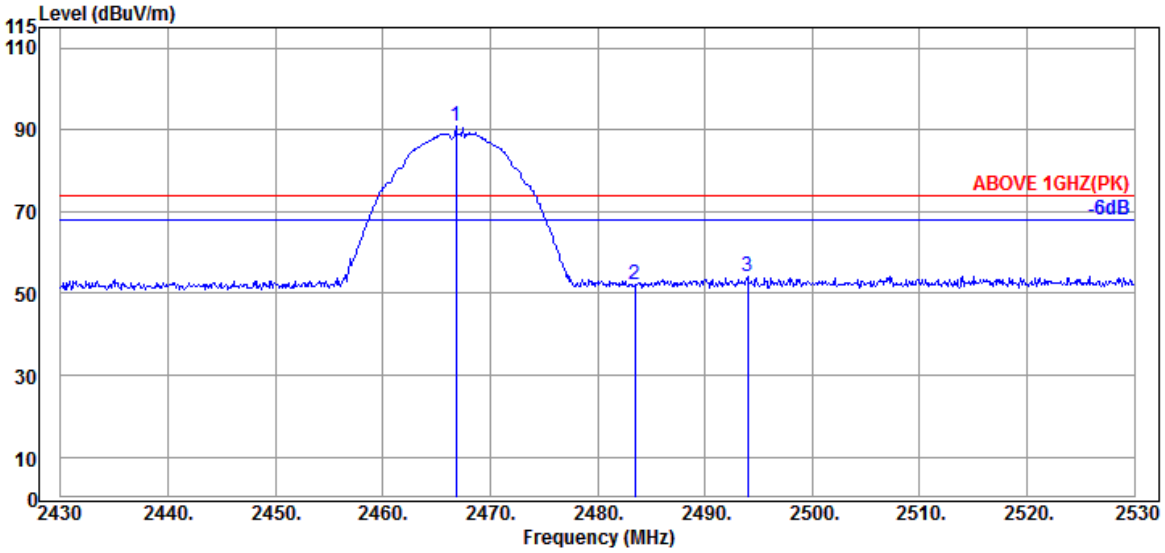

Antenna at Horizontal Polarization

Emission Frequency (MHz)	Antenna Factor (dB/m)	Cable Loss (dB)	Preamp Gain (dB)	Read Level (dBμV)	Emission Level (dBμV/m)	Limits (dBμV/m)	Margin (dB)	Detector
@ 2466.800	28.43	5.84	39.92	96.48	90.83	---	---	Peak
2483.500	28.47	5.87	39.92	57.78	52.20	74.00	21.80	Peak
2494.000	28.49	5.88	39.92	59.79	54.24	74.00	19.76	Peak

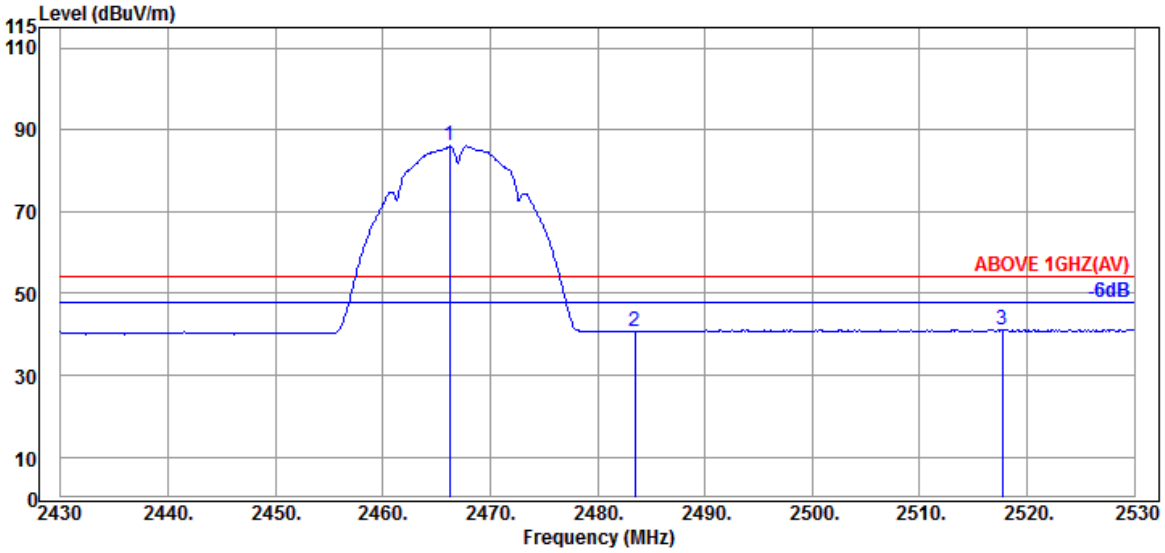

Antenna at Horizontal Polarization

Emission Frequency (MHz)	Antenna Factor (dB/m)	Cable Loss (dB)	Preamp Gain (dB)	Read Level (dBμV)	Emission Level (dBμV/m)	Limits (dBμV/m)	Margin (dB)	Detector
@ 2466.200	28.43	5.84	39.92	91.69	86.04	---	---	Average
2483.500	28.47	5.87	39.92	46.28	40.70	54.00	13.30	Average
2517.700	28.59	5.93	39.93	46.58	41.17	54.00	12.83	Average

Remark: The "@" means fundamental frequency, it is ignored in this section.

This test report may be reproduced in full only. The document may only be updated by Audix Technology Corp. personnel. Any changes will be noted in the Document History section of the report.

Audix Technology Corp.
No. 491, Zhongfu Rd., Linkou Dist.,
New Taipei City244, Taiwan
Tel: +886 2 26099301
Fax: +886 2 26099303

Mode	802.11b	Frequency	TX 2467MHz

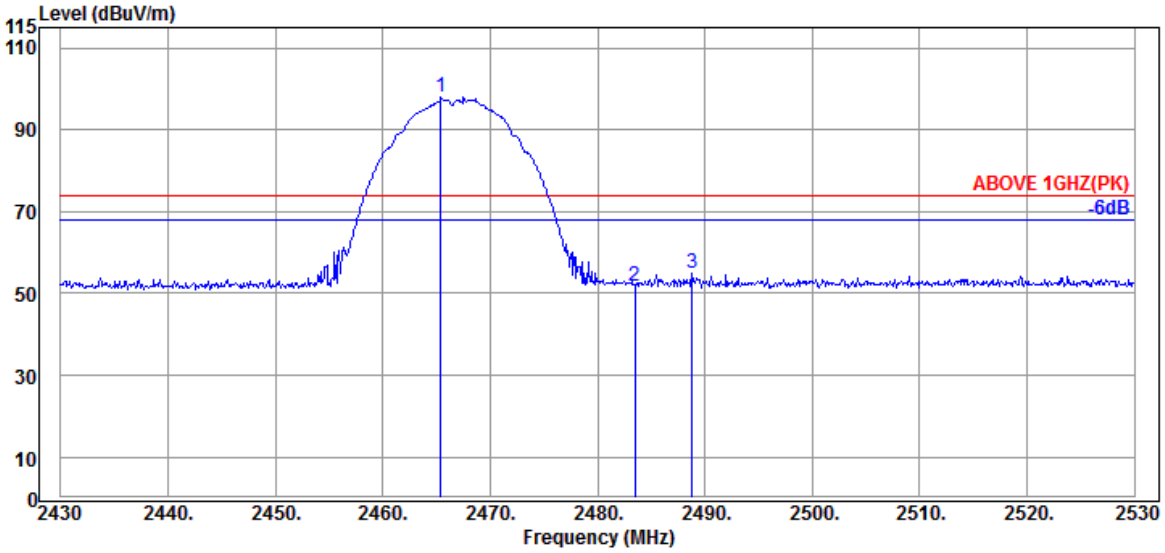

Antenna at Vertical Polarization

Emission Frequency (MHz)	Antenna Factor (dB/m)	Cable Loss (dB)	Preamp Gain (dB)	Read Level (dBμV)	Emission Level (dBμV/m)	Limits (dBμV/m)	Margin (dB)	Detector
@ 2465.400	28.43	5.84	39.92	103.83	98.18	---	---	Peak
2483.500	28.47	5.87	39.92	57.24	51.66	74.00	22.34	Peak
2488.800	28.47	5.87	39.92	60.42	54.84	74.00	19.16	Peak

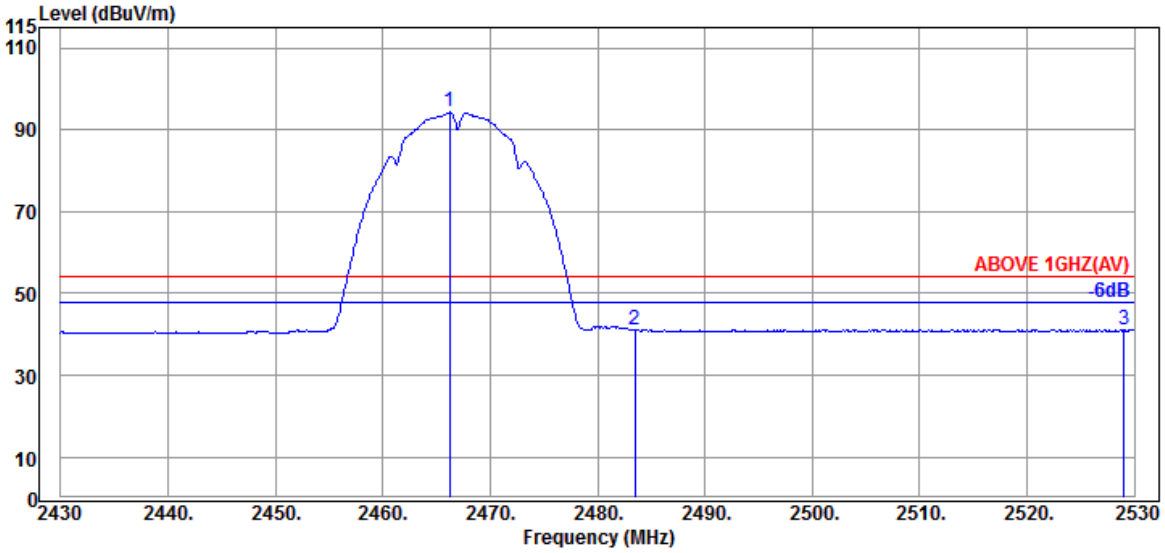

Antenna at Vertical Polarization

Emission Frequency (MHz)	Antenna Factor (dB/m)	Cable Loss (dB)	Preamp Gain (dB)	Read Level (dBμV)	Emission Level (dBμV/m)	Limits (dBμV/m)	Margin (dB)	Detector
@ 2466.200	28.43	5.84	39.92	99.95	94.30	---	---	Average
2483.500	28.47	5.87	39.92	46.63	41.05	54.00	12.95	Average
2529.000	28.67	5.96	39.93	46.51	41.21	54.00	12.79	Average

Remark: The "@" means fundamental frequency, it is ignored in this section.

This test report may be reproduced in full only. The document may only be updated by Audix Technology Corp. personnel. Any changes will be noted in the Document History section of the report.

Audix Technology Corp.
No. 491, Zhongfu Rd., Linkou Dist.,
New Taipei City244, Taiwan
Tel: +886 2 26099301
Fax: +886 2 26099303

Mode	802.11b	Frequency	TX 2472MHz

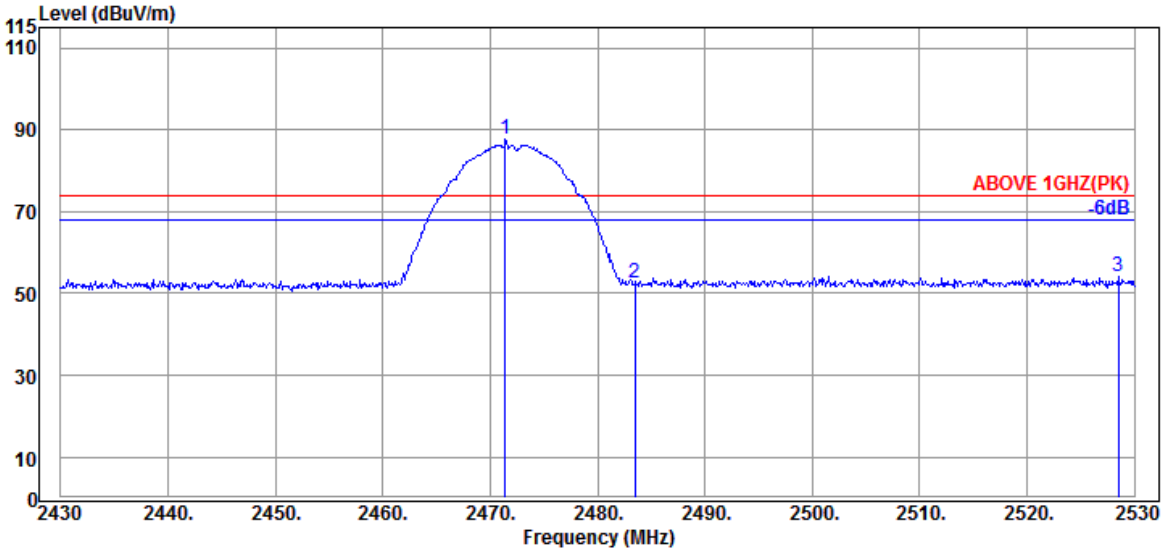

Antenna at Horizontal Polarization

Emission Frequency (MHz)	Antenna Factor (dB/m)	Cable Loss (dB)	Preamp Gain (dB)	Read Level (dBμV)	Emission Level (dBμV/m)	Limits (dBμV/m)	Margin (dB)	Detector
@ 2471.400	28.44	5.85	39.92	93.36	87.73	---	---	Peak
2483.500	28.47	5.87	39.92	58.03	52.45	74.00	21.55	Peak
2528.500	28.67	5.96	39.93	59.39	54.09	74.00	19.91	Peak

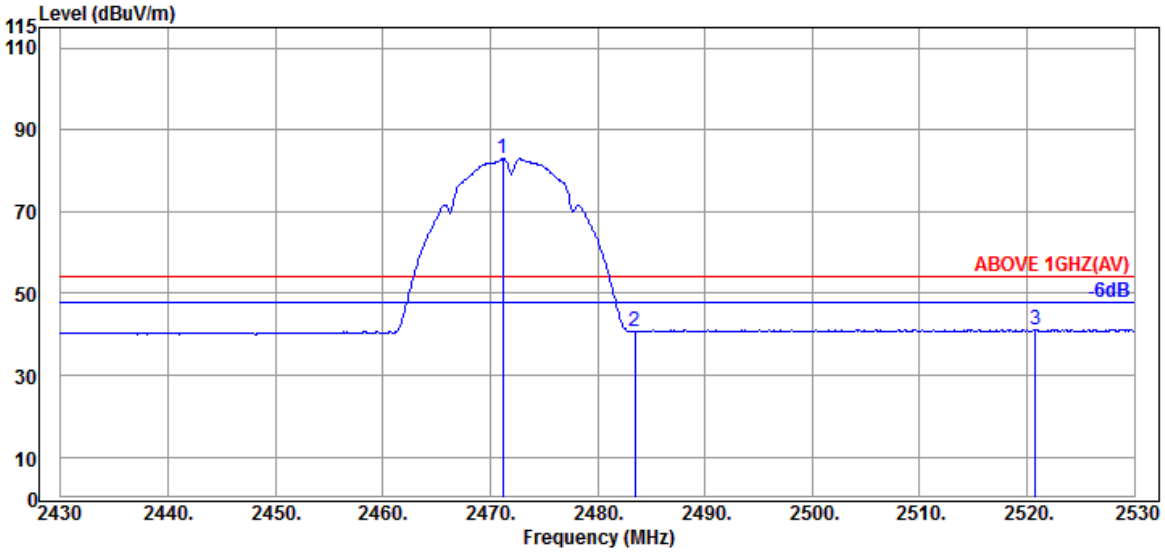

Antenna at Horizontal Polarization

Emission Frequency (MHz)	Antenna Factor (dB/m)	Cable Loss (dB)	Preamp Gain (dB)	Read Level (dBμV)	Emission Level (dBμV/m)	Limits (dBμV/m)	Margin (dB)	Detector
@ 2471.200	28.44	5.85	39.92	88.61	82.98	---	---	Average
2483.500	28.47	5.87	39.92	46.21	40.63	54.00	13.37	Average
2520.800	28.63	5.94	39.93	46.58	41.22	54.00	12.78	Average

Remark: The "@" means fundamental frequency, it is ignored in this section.

This test report may be reproduced in full only. The document may only be updated by Audix Technology Corp. personnel. Any changes will be noted in the Document History section of the report.

Audix Technology Corp.
No. 491, Zhongfu Rd., Linkou Dist.,
New Taipei City244, Taiwan
Tel: +886 2 26099301
Fax: +886 2 26099303

Mode	802.11b	Frequency	TX 2472MHz

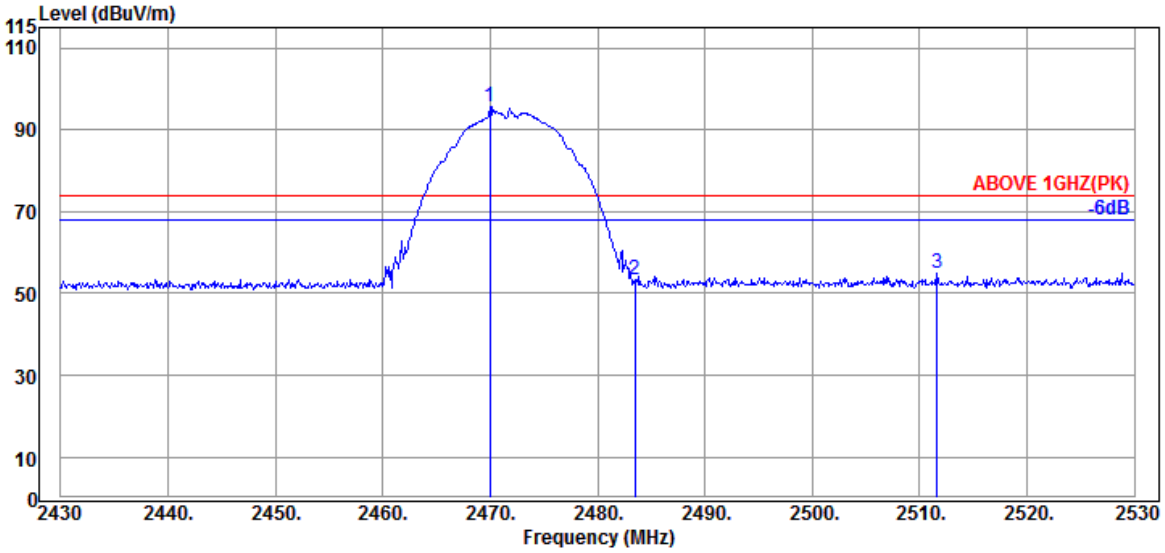

Antenna at Vertical Polarization

Emission Frequency (MHz)	Antenna Factor (dB/m)	Cable Loss (dB)	Preamp Gain (dB)	Read Level (dBμV)	Emission Level (dBμV/m)	Limits (dBμV/m)	Margin (dB)	Detector
@ 2470.000	28.44	5.85	39.92	101.17	95.54	---	---	Peak
2483.500	28.47	5.87	39.92	58.85	53.27	74.00	20.73	Peak
2511.600	28.59	5.93	39.92	60.32	54.92	74.00	19.08	Peak

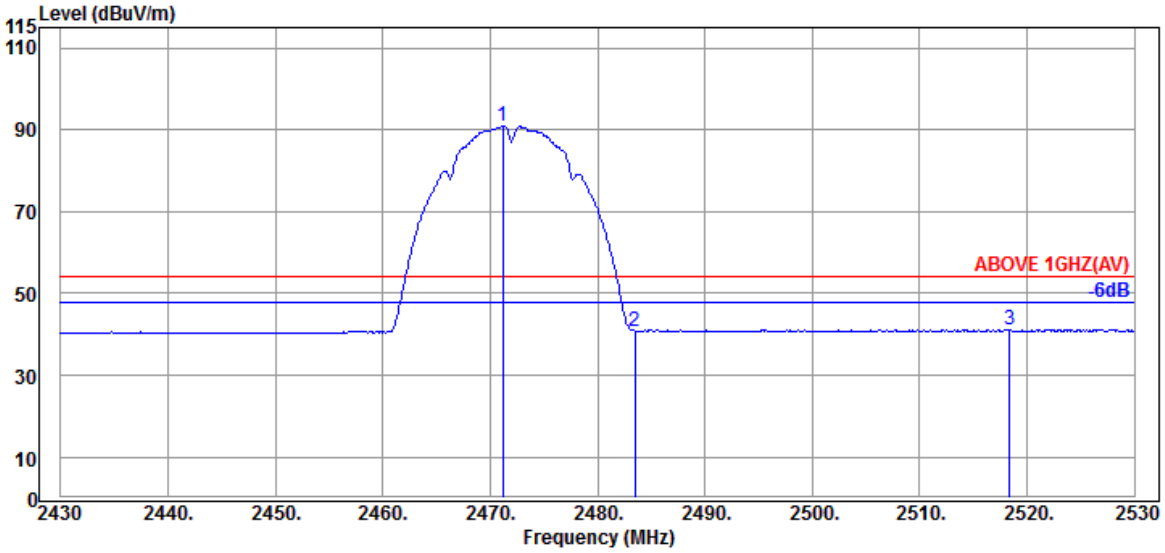

Antenna at Vertical Polarization

Emission Frequency (MHz)	Antenna Factor (dB/m)	Cable Loss (dB)	Preamp Gain (dB)	Read Level (dBμV)	Emission Level (dBμV/m)	Limits (dBμV/m)	Margin (dB)	Detector
@ 2471.200	28.44	5.85	39.92	96.63	91.00	---	---	Average
2483.500	28.47	5.87	39.92	46.36	40.78	54.00	13.22	Average
2518.400	28.63	5.94	39.93	46.55	41.19	54.00	12.81	Average

Remark: The "@" means fundamental frequency, it is ignored in this section.

This test report may be reproduced in full only. The document may only be updated by Audix Technology Corp. personnel. Any changes will be noted in the Document History section of the report.

Audix Technology Corp.
No. 491, Zhongfu Rd., Linkou Dist.,
New Taipei City244, Taiwan
Tel: +886 2 26099301
Fax: +886 2 26099303

Mode	802.11g	Frequency	TX 2412MHz

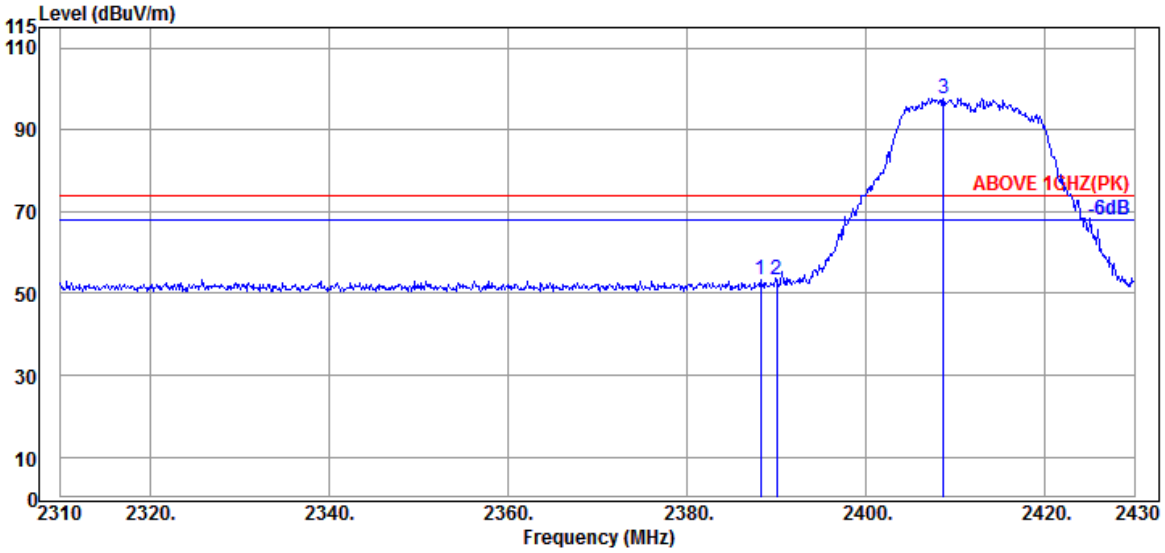

Antenna at Horizontal Polarization

Emission Frequency (MHz)	Antenna Factor (dB/m)	Cable Loss (dB)	Preamp Gain (dB)	Read Level (dBμV)	Emission Level (dBμV/m)	Limits (dBμV/m)	Margin (dB)	Detector
2388.240	28.21	5.72	39.93	59.52	53.52	74.00	20.48	Peak
2390.040	28.21	5.72	39.93	59.37	53.37	74.00	20.63	Peak
@ 2408.640	28.14	5.75	39.93	103.69	97.65	---	---	Peak

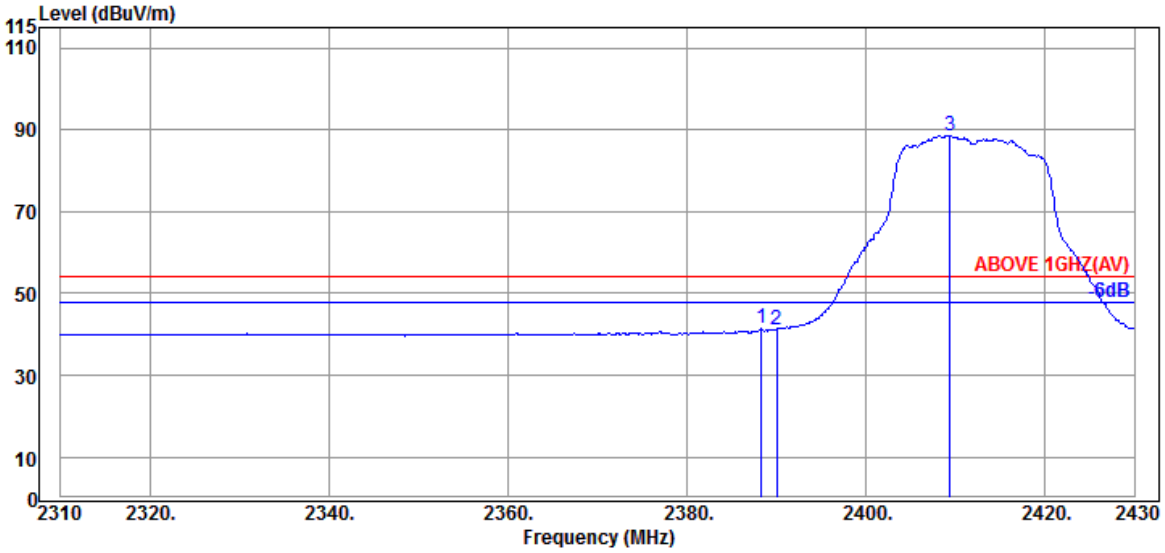

Antenna at Horizontal Polarization

Emission Frequency (MHz)	Antenna Factor (dB/m)	Cable Loss (dB)	Preamp Gain (dB)	Read Level (dBμV)	Emission Level (dBμV/m)	Limits (dBμV/m)	Margin (dB)	Detector
2388.360	28.21	5.72	39.93	47.41	41.41	54.00	12.59	Average
2390.040	28.21	5.72	39.93	47.27	41.27	54.00	12.73	Average
@ 2409.360	28.14	5.75	39.93	94.64	88.60	---	---	Average

Remark: The "@" means fundamental frequency, it is ignored in this section.

This test report may be reproduced in full only. The document may only be updated by Audix Technology Corp. personnel. Any changes will be noted in the Document History section of the report.

Audix Technology Corp.
No. 491, Zhongfu Rd., Linkou Dist.,
New Taipei City244, Taiwan
Tel: +886 2 26099301
Fax: +886 2 26099303

Mode	802.11g	Frequency	TX 2412MHz

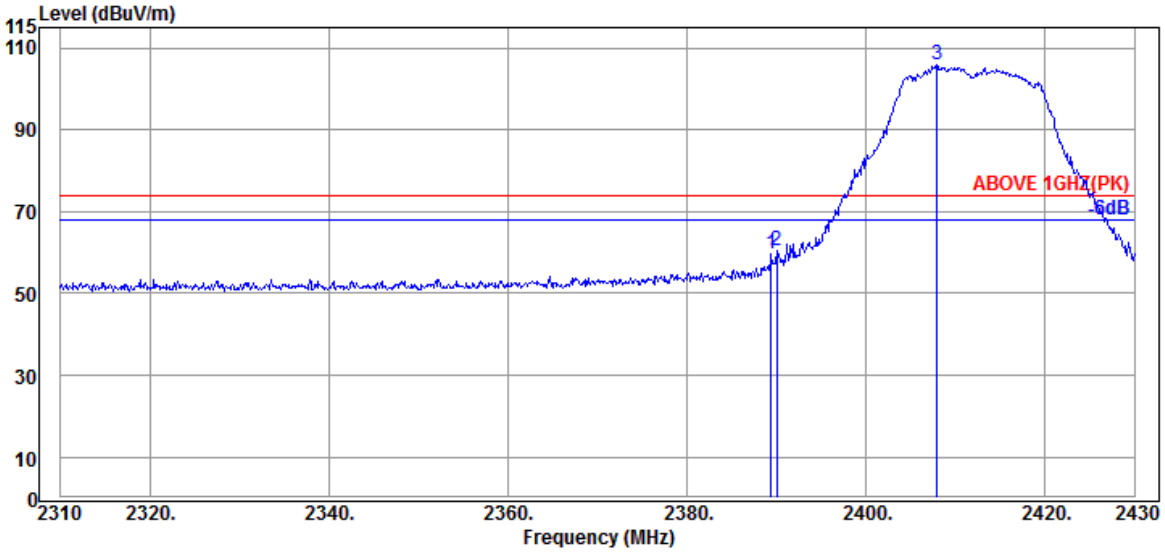

Antenna at Vertical Polarization

	Emission Frequency (MHz)	Antenna Factor (dB/m)	Cable Loss (dB)	Preamp Gain (dB)	Read Level (dBμV)	Emission Level (dBμV/m)	Limits (dBμV/m)	Margin (dB)	Detector
	2389.440	28.21	5.72	39.93	65.57	59.57	74.00	14.43	Peak
	2390.040	28.21	5.72	39.93	66.43	60.43	74.00	13.57	Peak
@	2407.920	28.14	5.75	39.93	111.77	105.73	---	---	Peak

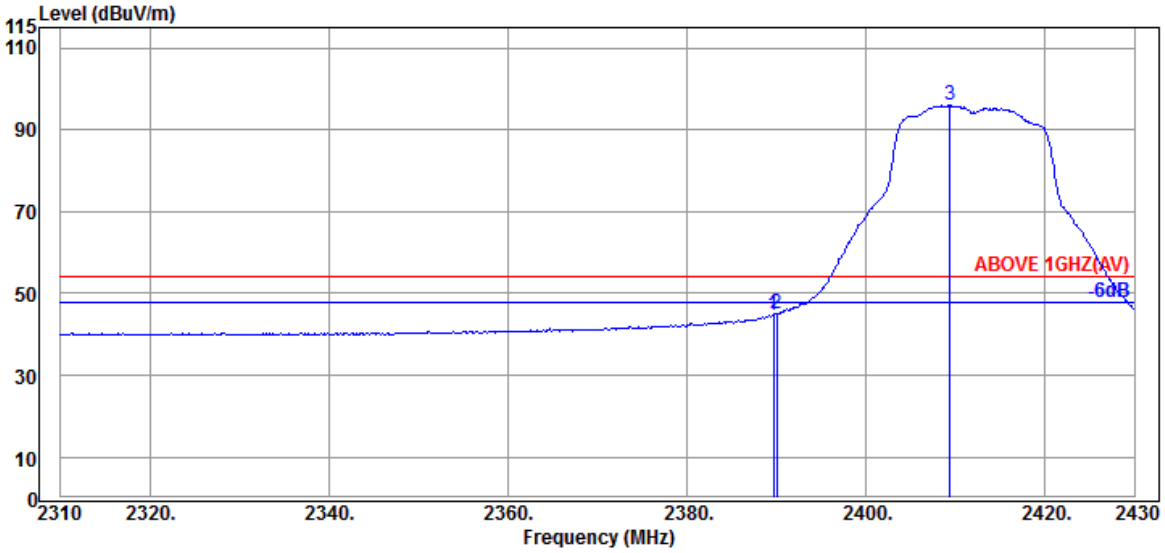

Antenna at Vertical Polarization

	Emission Frequency (MHz)	Antenna Factor (dB/m)	Cable Loss (dB)	Preamp Gain (dB)	Read Level (dBμV)	Emission Level (dBμV/m)	Limits (dBμV/m)	Margin (dB)	Detector
	2389.680	28.21	5.72	39.93	50.78	44.78	54.00	9.22	Average
	2390.040	28.21	5.72	39.93	51.10	45.10	54.00	8.90	Average
@	2409.360	28.14	5.75	39.93	102.04	96.00	---	---	Average

Remark: The "@" means fundamental frequency, it is ignored in this section.

This test report may be reproduced in full only. The document may only be updated by Audix Technology Corp. personnel. Any changes will be noted in the Document History section of the report.

Audix Technology Corp.
No. 491, Zhongfu Rd., Linkou Dist.,
New Taipei City244, Taiwan
Tel: +886 2 26099301
Fax: +886 2 26099303

Mode	802.11g	Frequency	TX 2417MHz

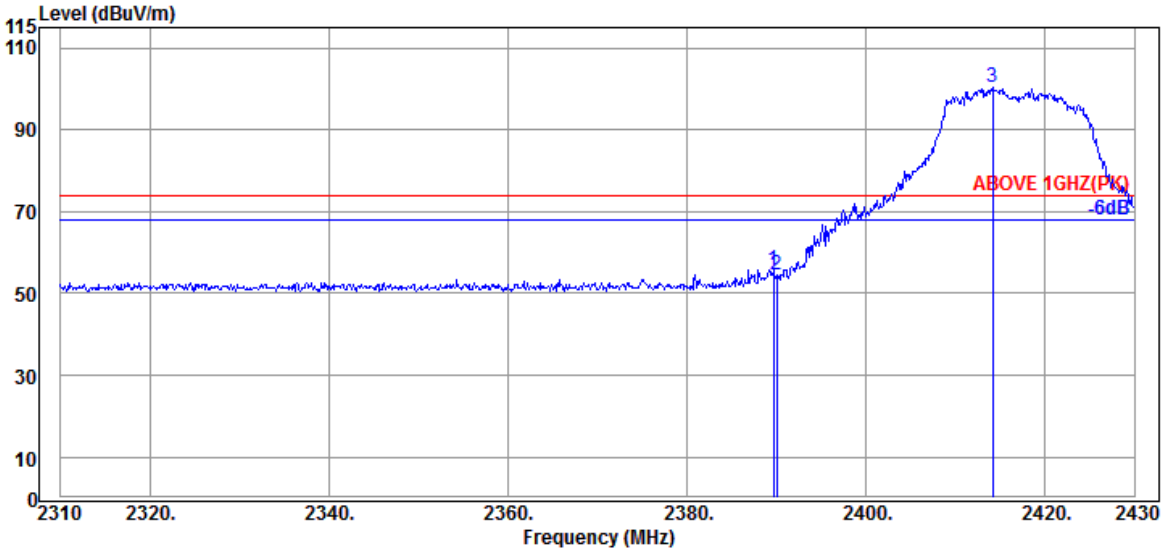

Antenna at Horizontal Polarization

	Emission Frequency (MHz)	Antenna Factor (dB/m)	Cable Loss (dB)	Preamp Gain (dB)	Read Level (dBμV)	Emission Level (dBμV/m)	Limits (dBμV/m)	Margin (dB)	Detector
	2389.680	28.21	5.72	39.93	61.74	55.74	74.00	18.26	Peak
	2390.040	28.21	5.72	39.93	60.63	54.63	74.00	19.37	Peak
@	2414.160	28.19	5.76	39.93	106.54	100.56	---	---	Peak

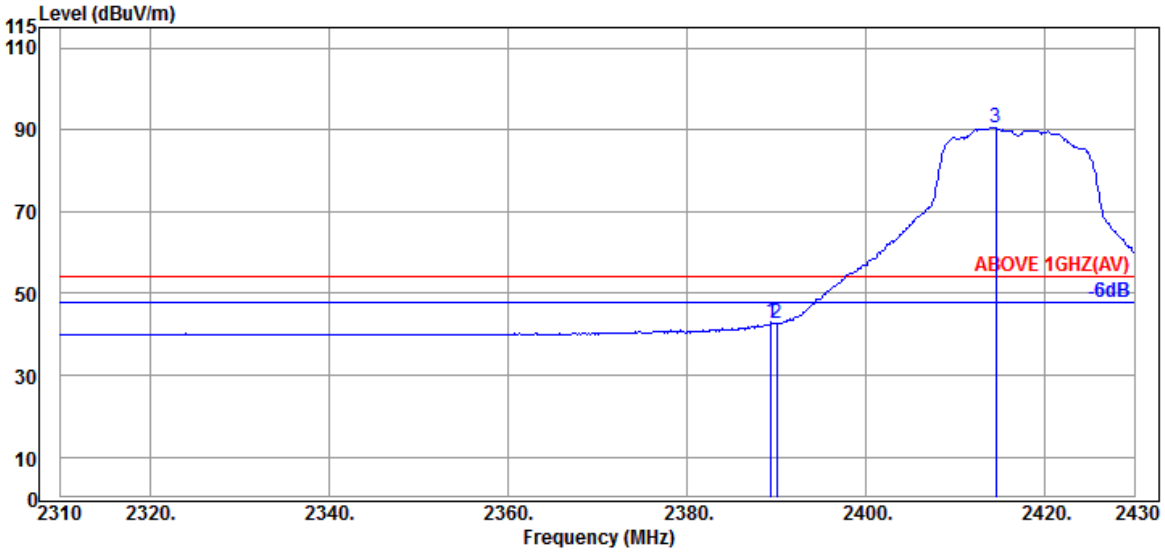

Antenna at Horizontal Polarization

	Emission Frequency (MHz)	Antenna Factor (dB/m)	Cable Loss (dB)	Preamp Gain (dB)	Read Level (dBμV)	Emission Level (dBμV/m)	Limits (dBμV/m)	Margin (dB)	Detector
	2389.440	28.21	5.72	39.93	48.88	42.88	54.00	11.12	Average
	2390.040	28.21	5.72	39.93	48.83	42.83	54.00	11.17	Average
@	2414.520	28.19	5.76	39.93	96.47	90.49	---	---	Average

Remark: The "@" means fundamental frequency, it is ignored in this section.

This test report may be reproduced in full only. The document may only be updated by Audix Technology Corp. personnel. Any changes will be noted in the Document History section of the report.

Audix Technology Corp.
No. 491, Zhongfu Rd., Linkou Dist.,
New Taipei City244, Taiwan

Tel: +886 2 26099301
Fax: +886 2 26099303

Mode	802.11g	Frequency	TX 2417MHz

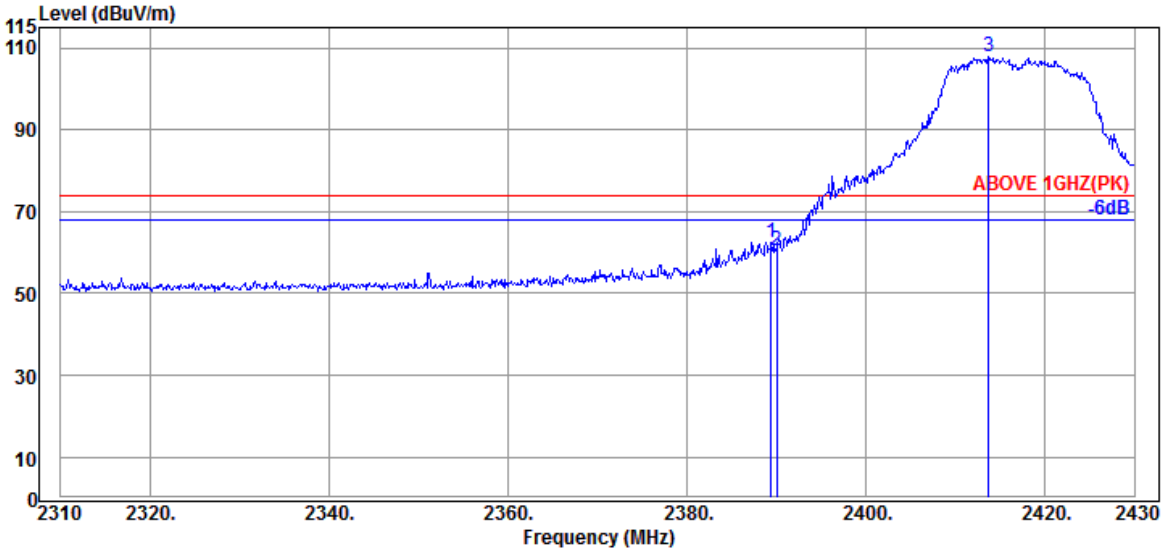

Antenna at Vertical Polarization

Emission Frequency (MHz)	Antenna Factor (dB/m)	Cable Loss (dB)	Preamp Gain (dB)	Read Level (dBμV)	Emission Level (dBμV/m)	Limits (dBμV/m)	Margin (dB)	Detector
2389.440	28.21	5.72	39.93	68.45	62.45	74.00	11.55	Peak
2390.040	28.21	5.72	39.93	66.55	60.55	74.00	13.45	Peak
@ 2413.680	28.19	5.76	39.93	113.70	107.72	---	---	Peak

Antenna at Vertical Polarization

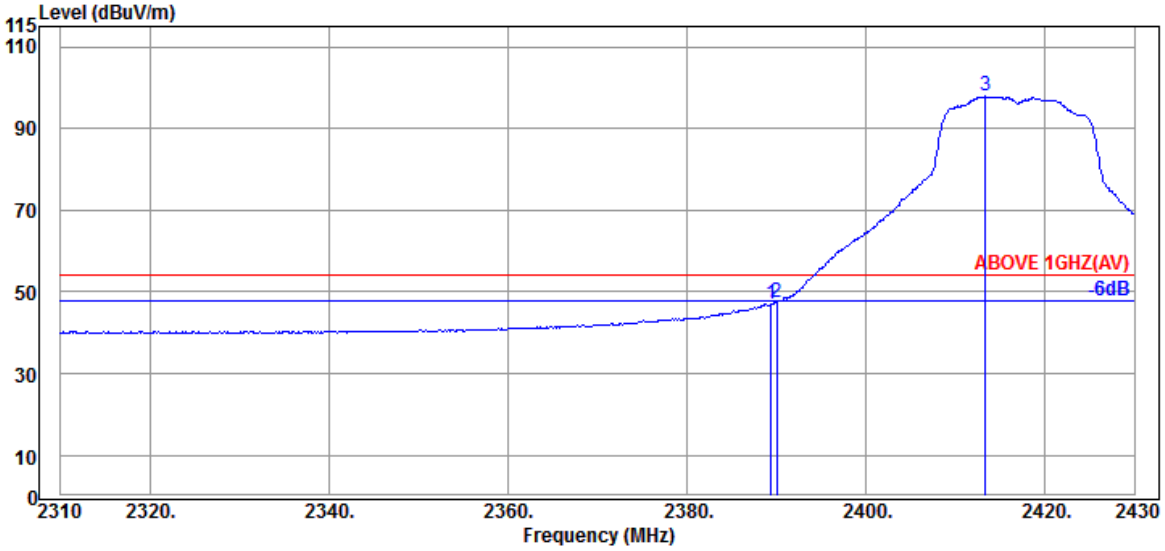

Emission Frequency (MHz)	Antenna Factor (dB/m)	Cable Loss (dB)	Preamp Gain (dB)	Read Level (dBμV)	Emission Level (dBμV/m)	Limits (dBμV/m)	Margin (dB)	Detector
2389.440	28.21	5.72	39.93	53.11	47.11	54.00	6.89	Average
2390.040	28.21	5.72	39.93	53.59	47.59	54.00	6.41	Average
@ 2413.320	28.19	5.76	39.93	103.90	97.92	---	---	Average

Remark: The "@" means fundamental frequency, it is ignored in this section.

This test report may be reproduced in full only. The document may only be updated by Audix Technology Corp. personnel. Any changes will be noted in the Document History section of the report.

Audix Technology Corp.
No. 491, Zhongfu Rd., Linkou Dist.,
New Taipei City244, Taiwan
Tel: +886 2 26099301
Fax: +886 2 26099303

Mode	802.11g	Frequency	TX 2457MHz

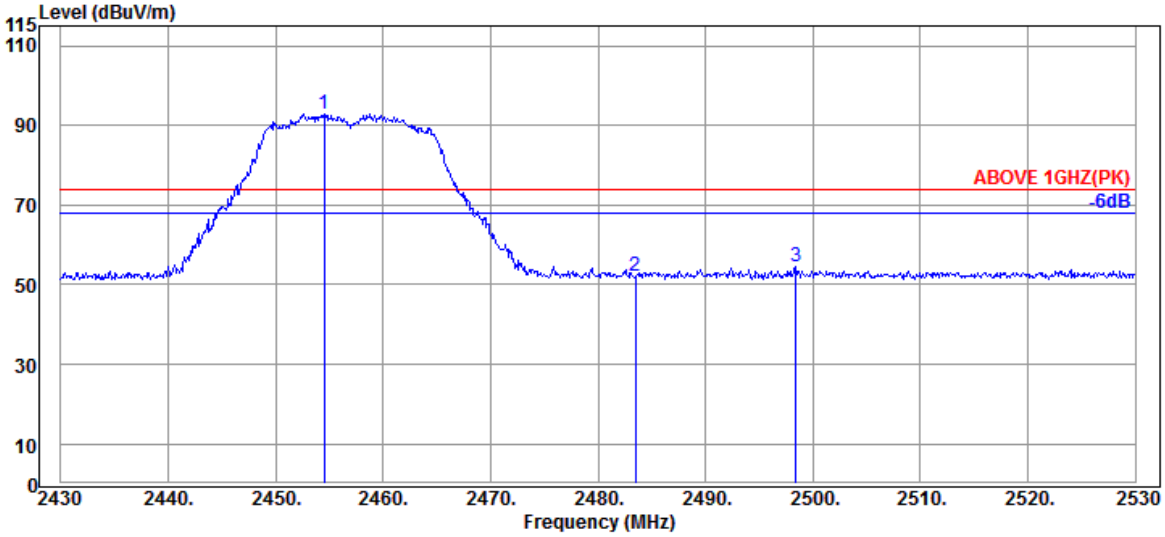

Antenna at Horizontal Polarization

Emission Frequency (MHz)	Antenna Factor (dB/m)	Cable Loss (dB)	Preamp Gain (dB)	Read Level (dBμV)	Emission Level (dBμV/m)	Limits (dBμV/m)	Margin (dB)	Detector
@ 2454.500	28.41	5.83	39.92	98.64	92.96	---	---	Peak
2483.500	28.47	5.87	39.92	57.88	52.30	74.00	21.70	Peak
2498.400	28.50	5.89	39.92	60.17	54.64	74.00	19.36	Peak

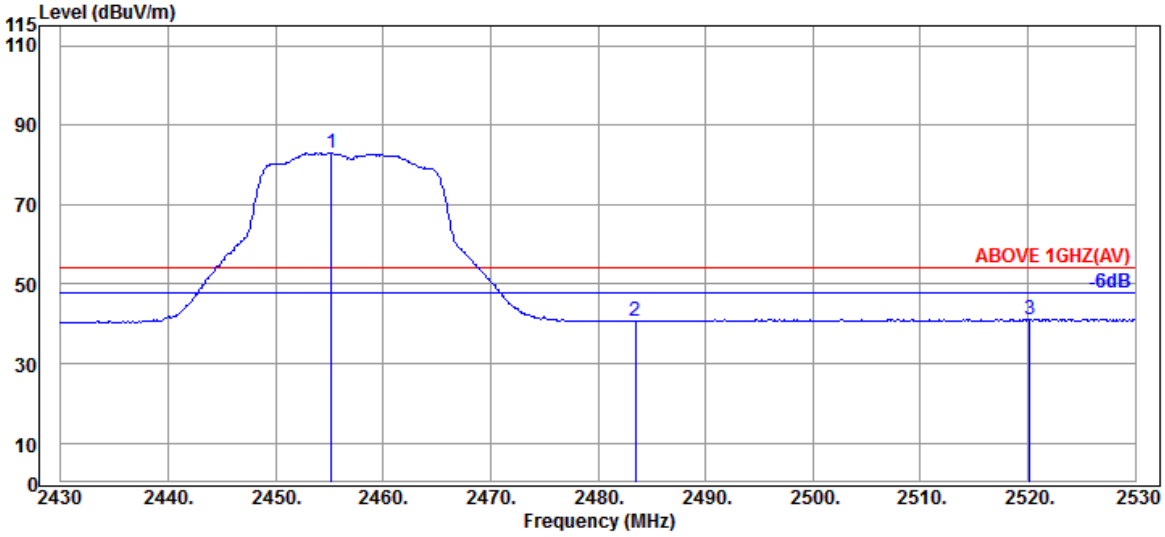

Antenna at Horizontal Polarization

Emission Frequency (MHz)	Antenna Factor (dB/m)	Cable Loss (dB)	Preamp Gain (dB)	Read Level (dBμV)	Emission Level (dBμV/m)	Limits (dBμV/m)	Margin (dB)	Detector
@ 2455.200	28.41	5.83	39.92	88.84	83.16	---	---	Average
2483.500	28.47	5.87	39.92	46.16	40.58	54.00	13.42	Average
2520.200	28.63	5.94	39.93	46.50	41.14	54.00	12.86	Average

Remark: The "@" means fundamental frequency, it is ignored in this section.

This test report may be reproduced in full only. The document may only be updated by Audix Technology Corp. personnel. Any changes will be noted in the Document History section of the report.

Audix Technology Corp.
No. 491, Zhongfu Rd., Linkou Dist.,
New Taipei City244, Taiwan
Tel: +886 2 26099301
Fax: +886 2 26099303

Mode	802.11g	Frequency	TX 2457MHz

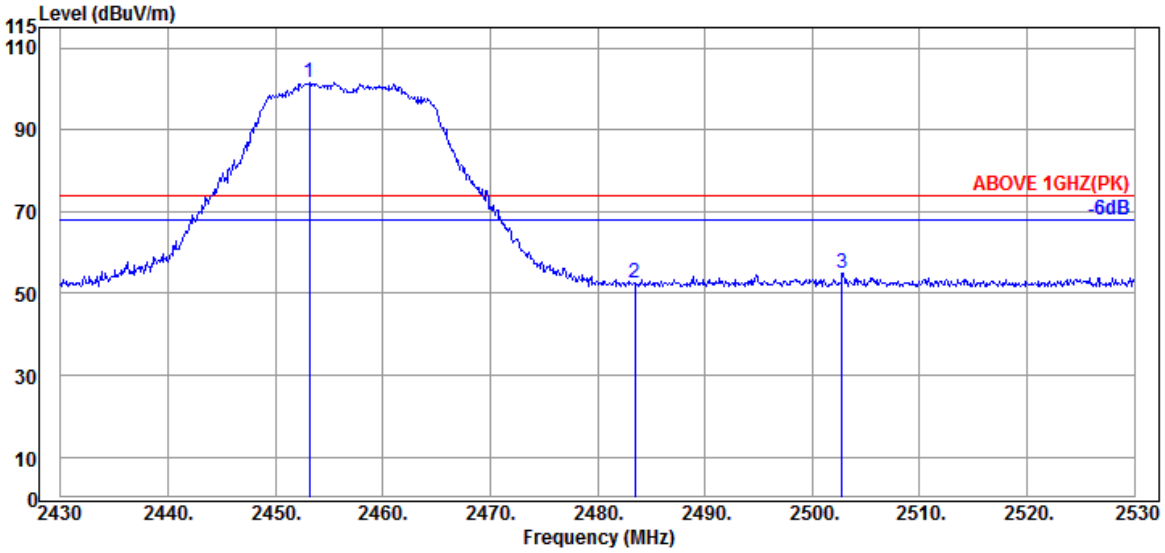

Antenna at Vertical Polarization

Emission Frequency (MHz)	Antenna Factor (dB/m)	Cable Loss (dB)	Preamp Gain (dB)	Read Level (dBμV)	Emission Level (dBμV/m)	Limits (dBμV/m)	Margin (dB)	Detector
@ 2453.200	28.40	5.81	39.92	107.28	101.57	---	---	Peak
2483.500	28.47	5.87	39.92	58.18	52.60	74.00	21.40	Peak
2502.800	28.50	5.89	39.92	60.48	54.95	74.00	19.05	Peak

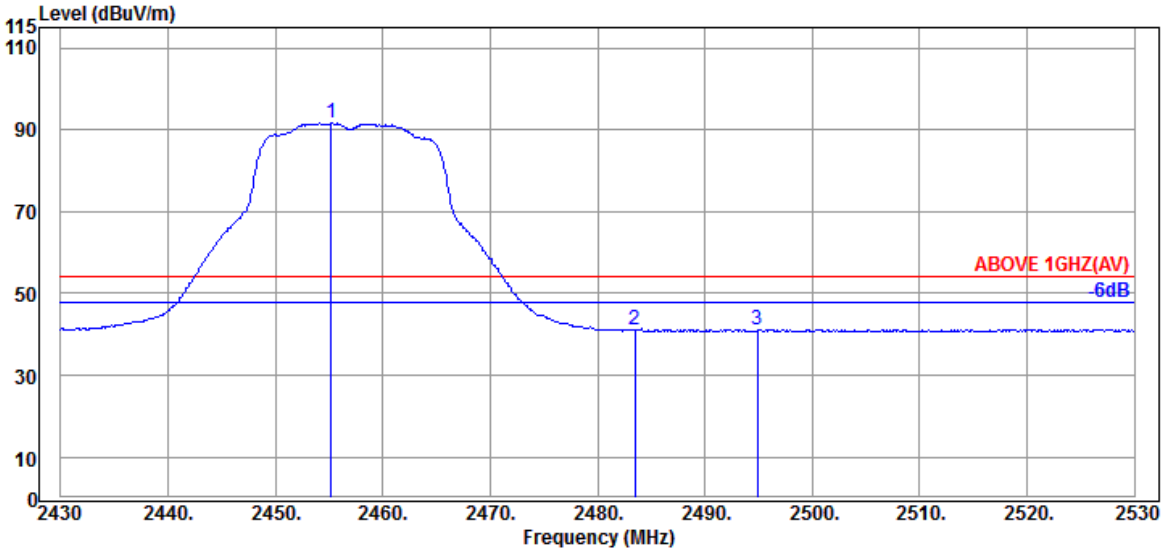

Antenna at Vertical Polarization

Emission Frequency (MHz)	Antenna Factor (dB/m)	Cable Loss (dB)	Preamp Gain (dB)	Read Level (dBμV)	Emission Level (dBμV/m)	Limits (dBμV/m)	Margin (dB)	Detector
@ 2455.200	28.41	5.83	39.92	97.30	91.62	---	---	Average
2483.500	28.47	5.87	39.92	46.53	40.95	54.00	13.05	Average
2494.900	28.49	5.88	39.92	46.78	41.23	54.00	12.77	Average

Remark: The "@" means fundamental frequency, it is ignored in this section.

This test report may be reproduced in full only. The document may only be updated by Audix Technology Corp. personnel. Any changes will be noted in the Document History section of the report.

Audix Technology Corp.
No. 491, Zhongfu Rd., Linkou Dist.,
New Taipei City244, Taiwan
Tel: +886 2 26099301
Fax: +886 2 26099303

Mode	802.11g	Frequency	TX 2462MHz

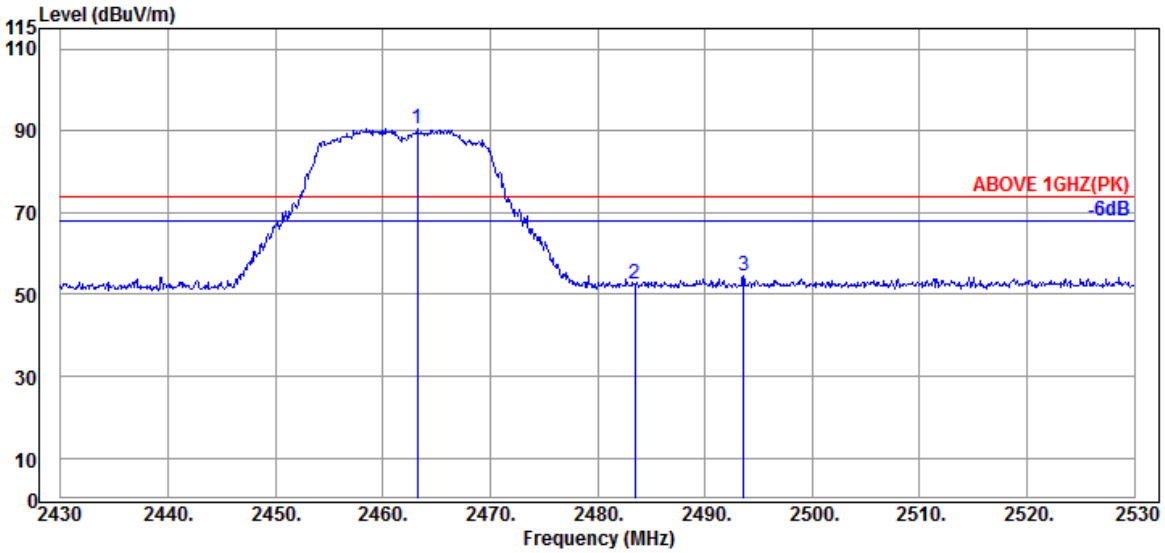

Antenna at Horizontal Polarization

Emission Frequency (MHz)	Antenna Factor (dB/m)	Cable Loss (dB)	Preamp Gain (dB)	Read Level (dBμV)	Emission Level (dBμV/m)	Limits (dBμV/m)	Margin (dB)	Detector
@ 2463.200	28.43	5.84	39.92	96.14	90.49	---	---	Peak
2483.500	28.47	5.87	39.92	58.06	52.48	74.00	21.52	Peak
2493.600	28.49	5.88	39.92	59.93	54.38	74.00	19.62	Peak

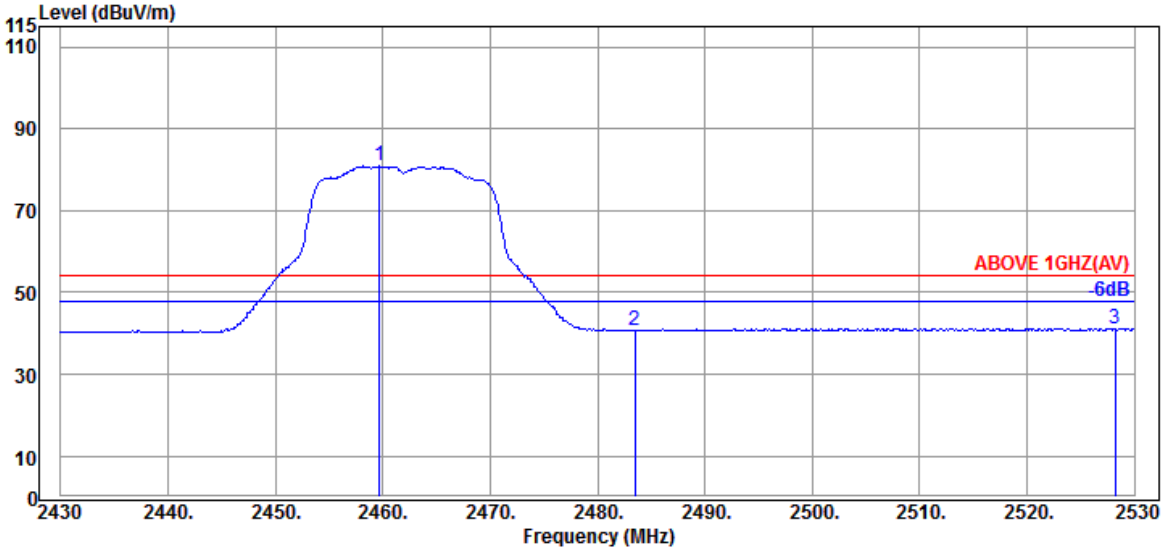

Antenna at Horizontal Polarization

Emission Frequency (MHz)	Antenna Factor (dB/m)	Cable Loss (dB)	Preamp Gain (dB)	Read Level (dBμV)	Emission Level (dBμV/m)	Limits (dBμV/m)	Margin (dB)	Detector
@ 2459.700	28.41	5.83	39.92	86.52	80.84	---	---	Average
2483.500	28.47	5.87	39.92	46.41	40.83	54.00	13.17	Average
2528.200	28.67	5.96	39.93	46.58	41.28	54.00	12.72	Average

Remark: The "@" means fundamental frequency, it is ignored in this section.

This test report may be reproduced in full only. The document may only be updated by Audix Technology Corp. personnel. Any changes will be noted in the Document History section of the report.

Audix Technology Corp.
No. 491, Zhongfu Rd., Linkou Dist.,
New Taipei City244, Taiwan
Tel: +886 2 26099301
Fax: +886 2 26099303

Mode	802.11g	Frequency	TX 2462MHz

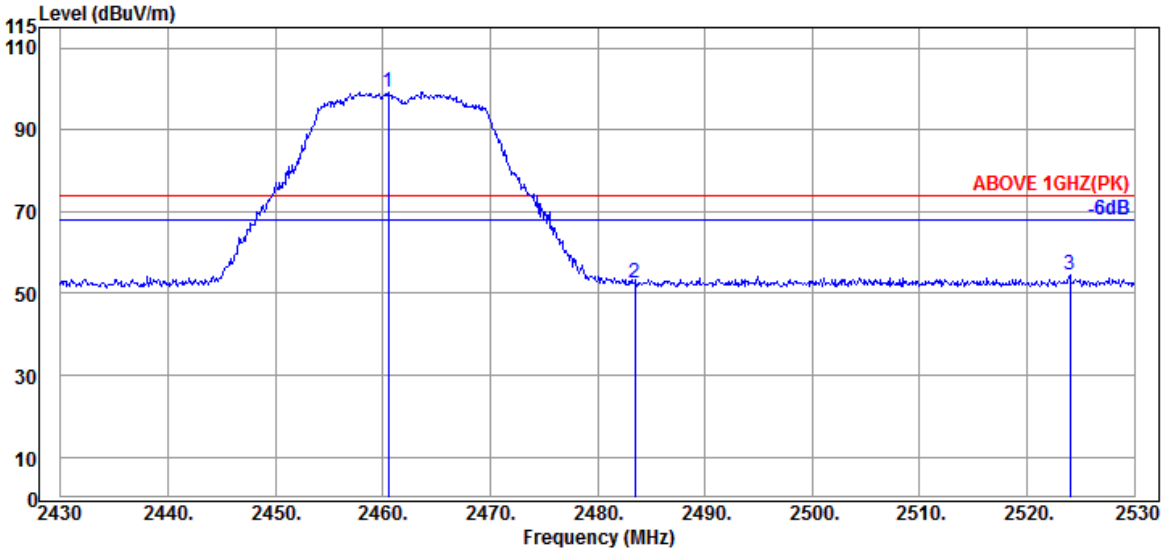

Antenna at Vertical Polarization

Emission Frequency (MHz)	Antenna Factor (dB/m)	Cable Loss (dB)	Preamp Gain (dB)	Read Level (dBμV)	Emission Level (dBμV/m)	Limits (dBμV/m)	Margin (dB)	Detector
@ 2460.500	28.43	5.84	39.92	104.94	99.29	---	---	Peak
2483.500	28.47	5.87	39.92	58.04	52.46	74.00	21.54	Peak
2524.000	28.63	5.94	39.93	59.72	54.36	74.00	19.64	Peak

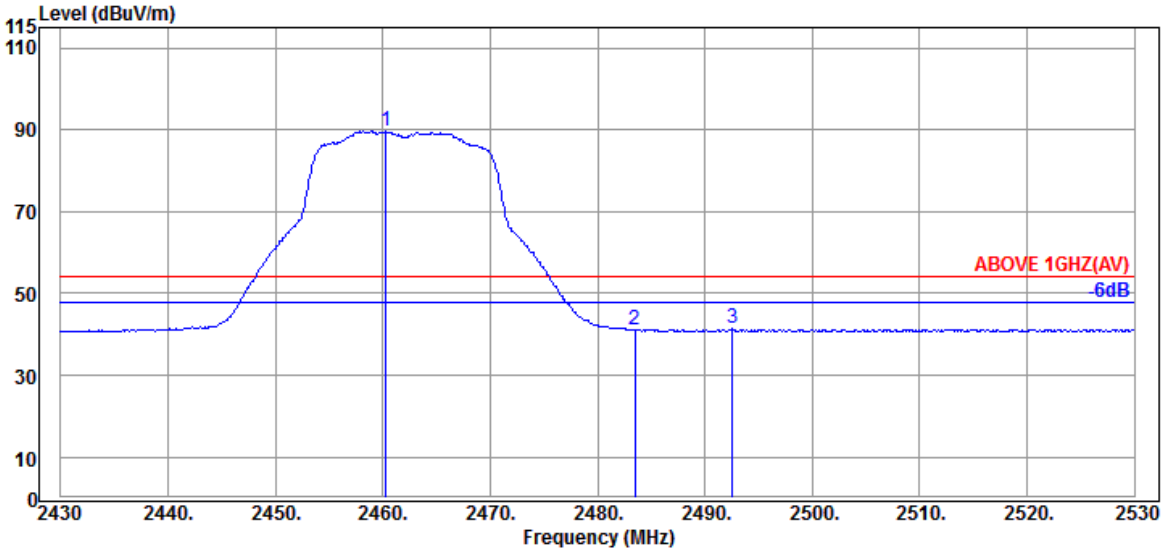

Antenna at Vertical Polarization

Emission Frequency (MHz)	Antenna Factor (dB/m)	Cable Loss (dB)	Preamp Gain (dB)	Read Level (dBμV)	Emission Level (dBμV/m)	Limits (dBμV/m)	Margin (dB)	Detector
@ 2460.300	28.41	5.83	39.92	95.28	89.60	---	---	Average
2483.500	28.47	5.87	39.92	46.50	40.92	54.00	13.08	Average
2492.600	28.49	5.88	39.92	46.88	41.33	54.00	12.67	Average

Remark: The "@" means fundamental frequency, it is ignored in this section.

This test report may be reproduced in full only. The document may only be updated by Audix Technology Corp. personnel. Any changes will be noted in the Document History section of the report.

Audix Technology Corp.
No. 491, Zhongfu Rd., Linkou Dist.,
New Taipei City244, Taiwan
Tel: +886 2 26099301
Fax: +886 2 26099303

Mode	802.11g	Frequency	TX 2467MHz

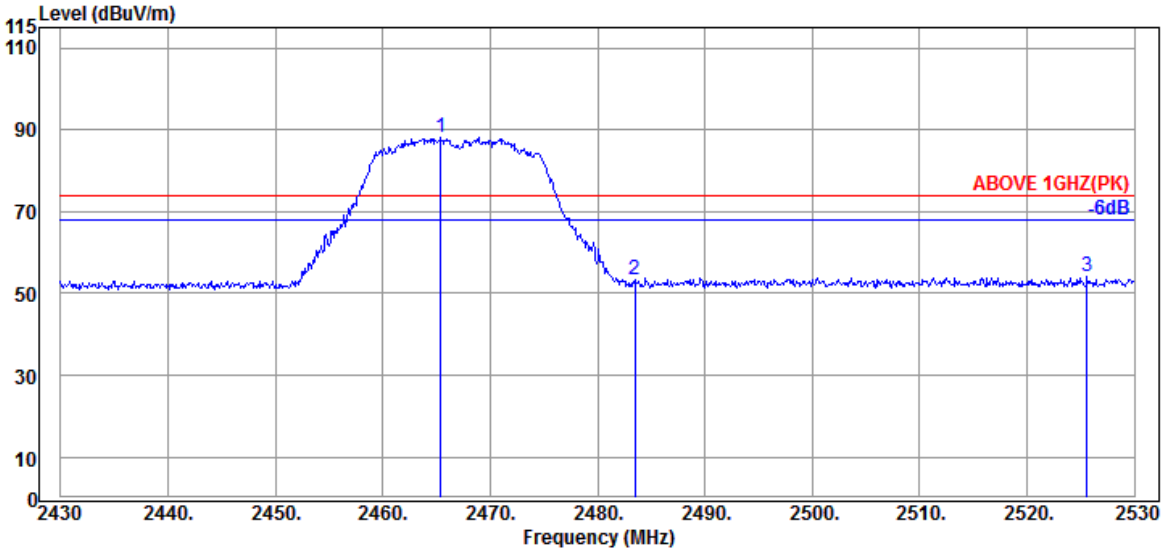

Antenna at Horizontal Polarization

Emission Frequency (MHz)	Antenna Factor (dB/m)	Cable Loss (dB)	Preamp Gain (dB)	Read Level (dBμV)	Emission Level (dBμV/m)	Limits (dBμV/m)	Margin (dB)	Detector
@ 2465.400	28.43	5.84	39.92	93.71	88.06	---	---	Peak
2483.500	28.47	5.87	39.92	59.08	53.50	74.00	20.50	Peak
2525.600	28.67	5.96	39.93	59.45	54.15	74.00	19.85	Peak

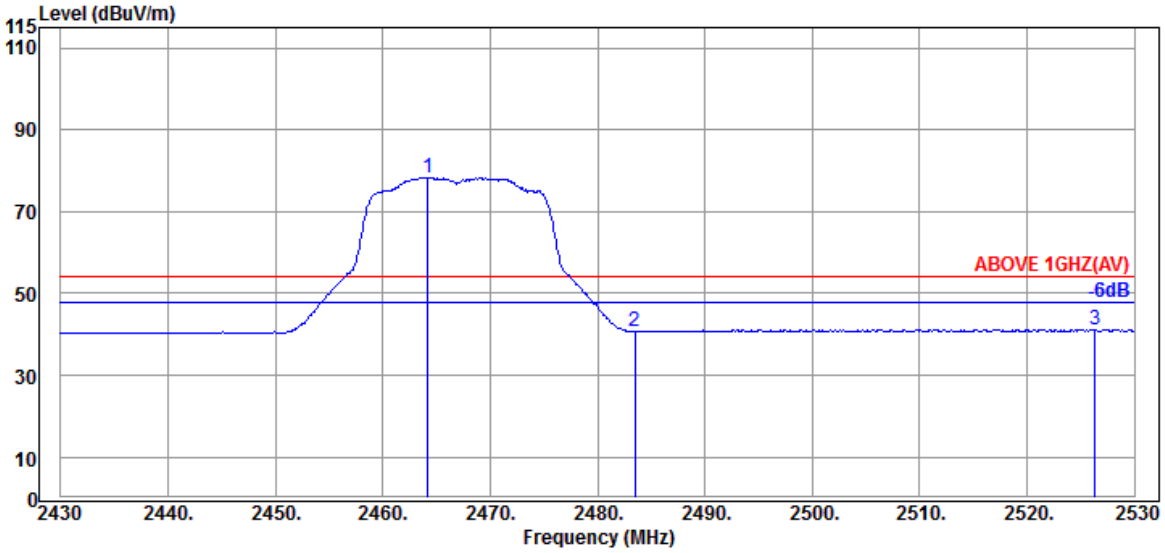

Antenna at Horizontal Polarization

Emission Frequency (MHz)	Antenna Factor (dB/m)	Cable Loss (dB)	Preamp Gain (dB)	Read Level (dBμV)	Emission Level (dBμV/m)	Limits (dBμV/m)	Margin (dB)	Detector
@ 2464.200	28.43	5.84	39.92	84.03	78.38	---	---	Average
2483.500	28.47	5.87	39.92	46.23	40.65	54.00	13.35	Average
2526.300	28.67	5.96	39.93	46.41	41.11	54.00	12.89	Average

Remark: The "@" means fundamental frequency, it is ignored in this section.

This test report may be reproduced in full only. The document may only be updated by Audix Technology Corp. personnel. Any changes will be noted in the Document History section of the report.

Audix Technology Corp.
No. 491, Zhongfu Rd., Linkou Dist.,
New Taipei City244, Taiwan
Tel: +886 2 26099301
Fax: +886 2 26099303

Mode	802.11g	Frequency	TX 2467MHz

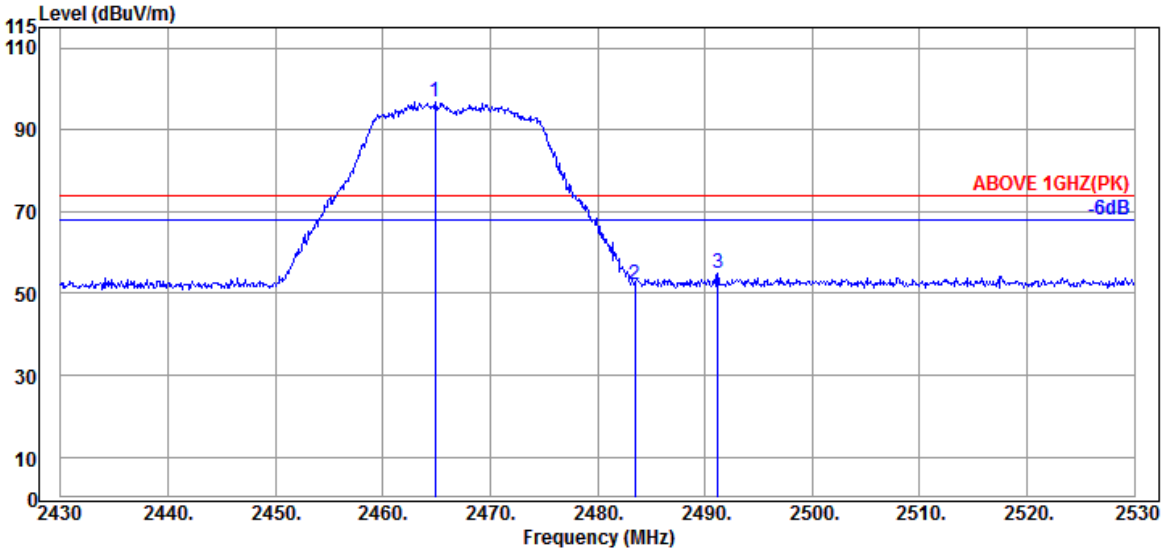

Antenna at Vertical Polarization

Emission Frequency (MHz)	Antenna Factor (dB/m)	Cable Loss (dB)	Preamp Gain (dB)	Read Level (dBμV)	Emission Level (dBμV/m)	Limits (dBμV/m)	Margin (dB)	Detector
@ 2464.900	28.43	5.84	39.92	102.37	96.72	---	---	Peak
2483.500	28.47	5.87	39.92	57.74	52.16	74.00	21.84	Peak
2491.200	28.49	5.88	39.92	60.66	55.11	74.00	18.89	Peak

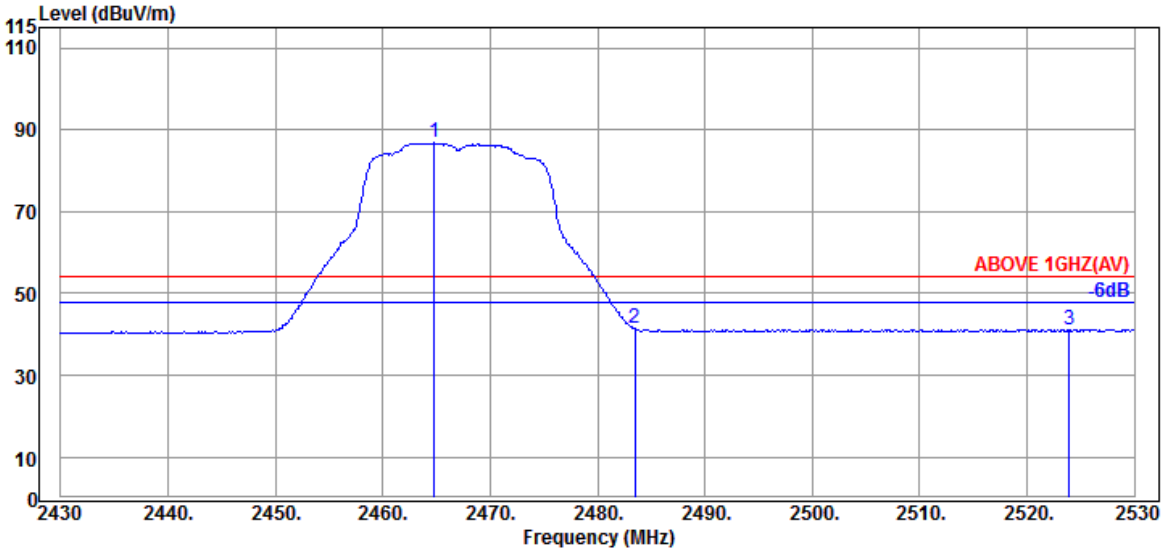

Antenna at Vertical Polarization

Emission Frequency (MHz)	Antenna Factor (dB/m)	Cable Loss (dB)	Preamp Gain (dB)	Read Level (dBμV)	Emission Level (dBμV/m)	Limits (dBμV/m)	Margin (dB)	Detector
@ 2464.800	28.43	5.84	39.92	92.46	86.81	---	---	Average
2483.500	28.47	5.87	39.92	46.98	41.40	54.00	12.60	Average
2523.900	28.63	5.94	39.93	46.62	41.26	54.00	12.74	Average

Remark: The "@" means fundamental frequency, it is ignored in this section.

This test report may be reproduced in full only. The document may only be updated by Audix Technology Corp. personnel. Any changes will be noted in the Document History section of the report.

Audix Technology Corp.
No. 491, Zhongfu Rd., Linkou Dist.,
New Taipei City244, Taiwan
Tel: +886 2 26099301
Fax: +886 2 26099303

Mode	802.11g	Frequency	TX 2472MHz

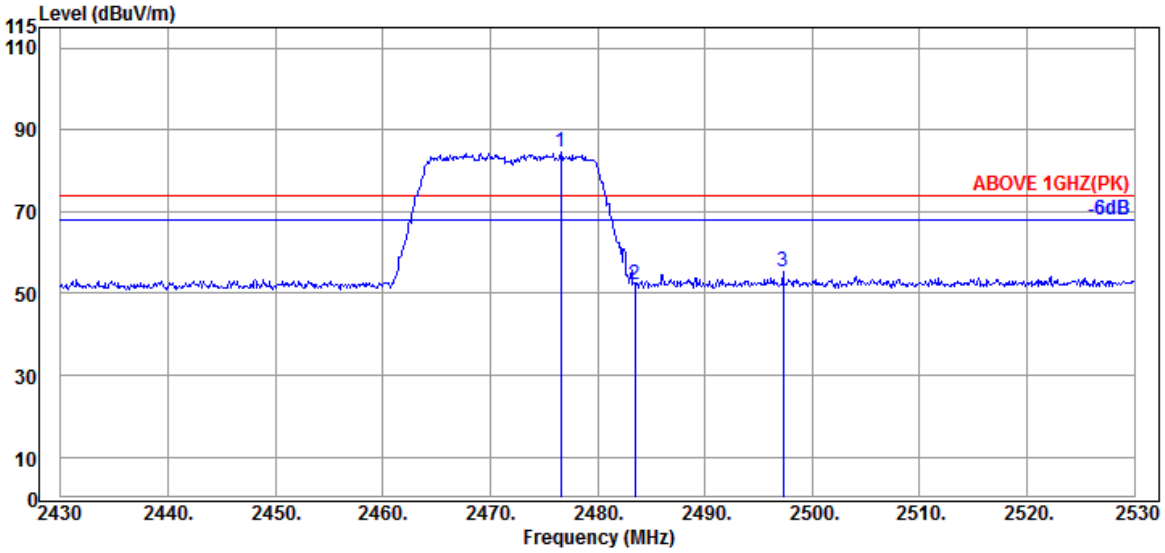

Antenna at Horizontal Polarization

Emission Frequency (MHz)	Antenna Factor (dB/m)	Cable Loss (dB)	Preamp Gain (dB)	Read Level (dBμV)	Emission Level (dBμV/m)	Limits (dBμV/m)	Margin (dB)	Detector
@ 2476.600	28.46	5.86	39.92	89.98	84.38	---	---	Peak
2483.500	28.47	5.87	39.92	57.73	52.15	74.00	21.85	Peak
2497.300	28.50	5.89	39.92	60.80	55.27	74.00	18.73	Peak

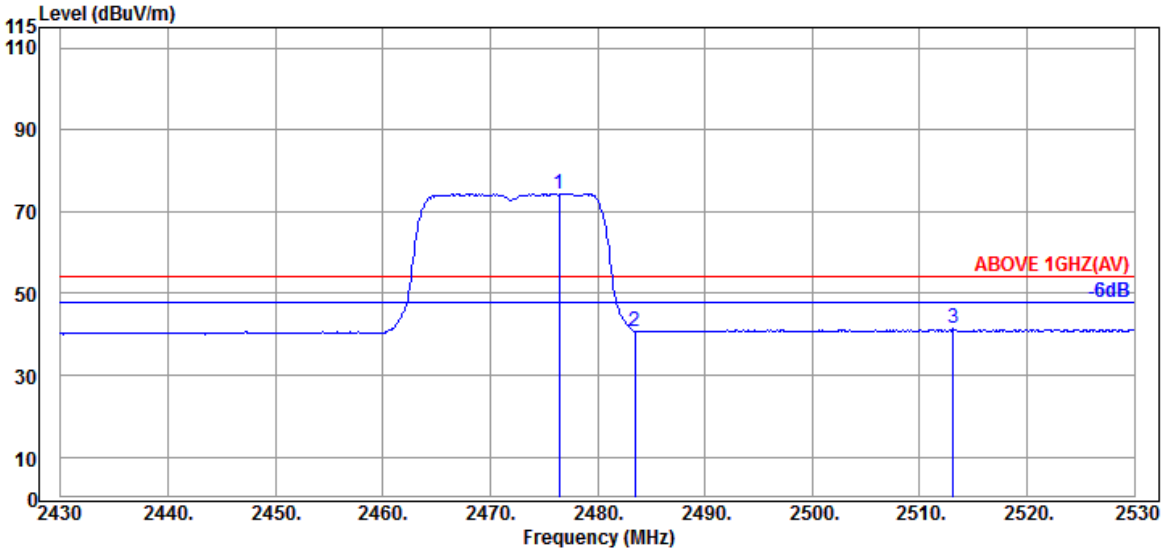

Antenna at Horizontal Polarization

Emission Frequency (MHz)	Antenna Factor (dB/m)	Cable Loss (dB)	Preamp Gain (dB)	Read Level (dBμV)	Emission Level (dBμV/m)	Limits (dBμV/m)	Margin (dB)	Detector
@ 2476.400	28.46	5.86	39.92	79.97	74.37	---	---	Average
2483.500	28.47	5.87	39.92	46.29	40.71	54.00	13.29	Average
2513.100	28.59	5.93	39.92	46.72	41.32	54.00	12.68	Average

Remark: The "@" means fundamental frequency, it is ignored in this section.

This test report may be reproduced in full only. The document may only be updated by Audix Technology Corp. personnel. Any changes will be noted in the Document History section of the report.

Audix Technology Corp.
No. 491, Zhongfu Rd., Linkou Dist.,
New Taipei City244, Taiwan
Tel: +886 2 26099301
Fax: +886 2 26099303

Mode	802.11g	Frequency	TX 2472MHz

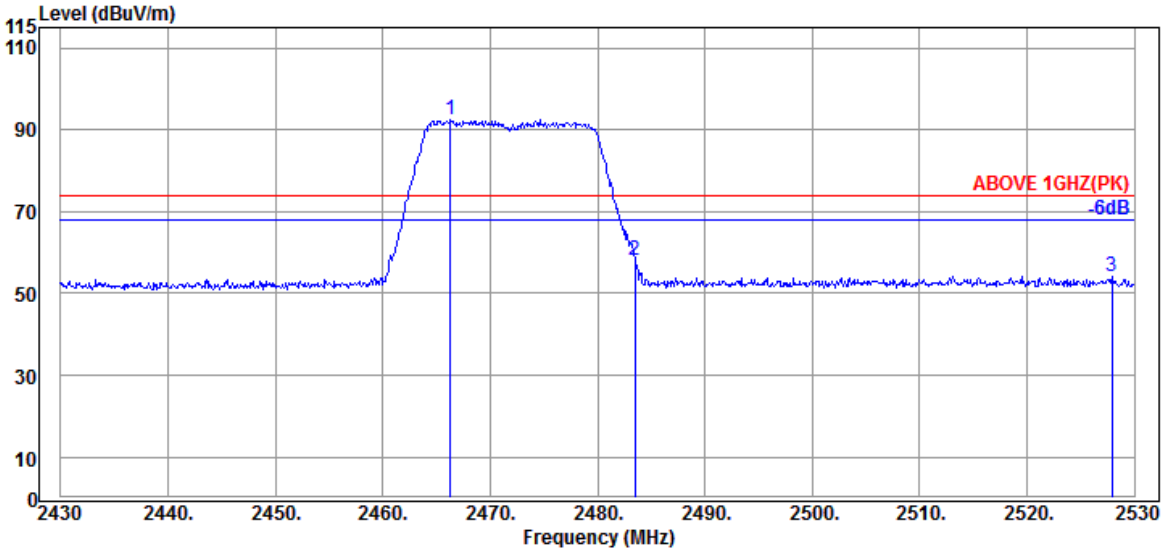

Antenna at Vertical Polarization

Emission Frequency (MHz)	Antenna Factor (dB/m)	Cable Loss (dB)	Preamp Gain (dB)	Read Level (dBμV)	Emission Level (dBμV/m)	Limits (dBμV/m)	Margin (dB)	Detector
@ 2466.300	28.43	5.84	39.92	98.01	92.36	---	---	Peak
2483.500	28.47	5.87	39.92	63.79	58.21	74.00	15.79	Peak
2527.900	28.67	5.96	39.93	59.56	54.26	74.00	19.74	Peak

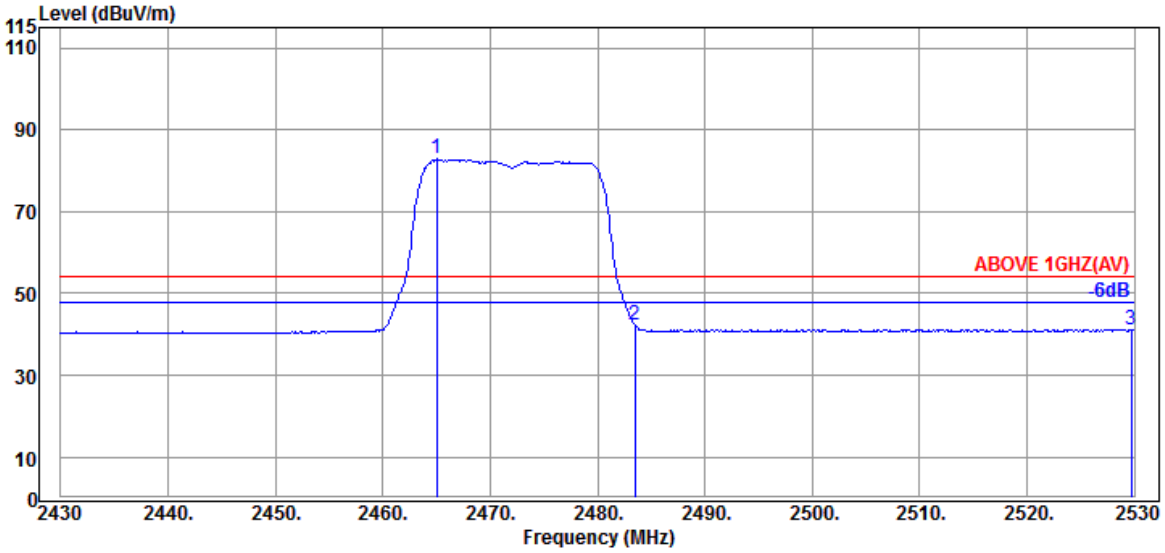

Antenna at Vertical Polarization

Emission Frequency (MHz)	Antenna Factor (dB/m)	Cable Loss (dB)	Preamp Gain (dB)	Read Level (dBμV)	Emission Level (dBμV/m)	Limits (dBμV/m)	Margin (dB)	Detector
@ 2465.000	28.43	5.84	39.92	88.49	82.84	---	---	Average
2483.500	28.47	5.87	39.92	47.95	42.37	54.00	11.63	Average
2529.700	28.67	5.96	39.93	46.48	41.18	54.00	12.82	Average

Remark: The "@" means fundamental frequency, it is ignored in this section.

This test report may be reproduced in full only. The document may only be updated by Audix Technology Corp. personnel. Any changes will be noted in the Document History section of the report.

Audix Technology Corp.
No. 491, Zhongfu Rd., Linkou Dist.,
New Taipei City244, Taiwan
Tel: +886 2 26099301
Fax: +886 2 26099303

Mode	802.11n-HT20	Frequency	TX 2412MHz

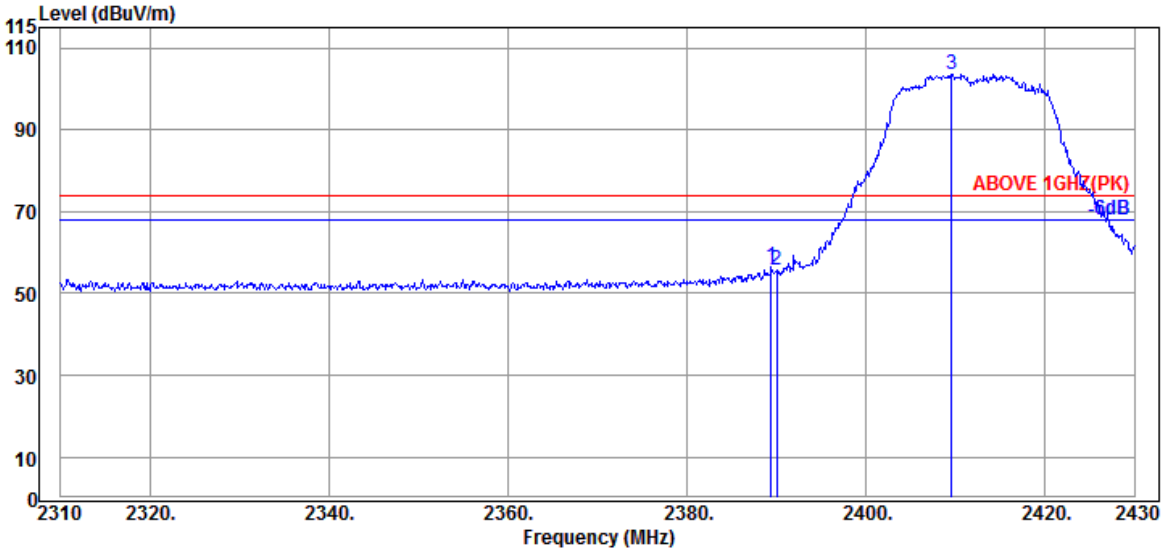

Antenna at Horizontal Polarization

Emission Frequency (MHz)	Antenna Factor (dB/m)	Cable Loss (dB)	Preamp Gain (dB)	Read Level (dBμV)	Emission Level (dBμV/m)	Limits (dBμV/m)	Margin (dB)	Detector
2389.440	28.21	5.72	39.93	62.64	56.64	74.00	17.36	Peak
2390.040	28.21	5.72	39.93	61.68	55.68	74.00	18.32	Peak
@ 2409.600	28.14	5.75	39.93	109.61	103.57	---	---	Peak

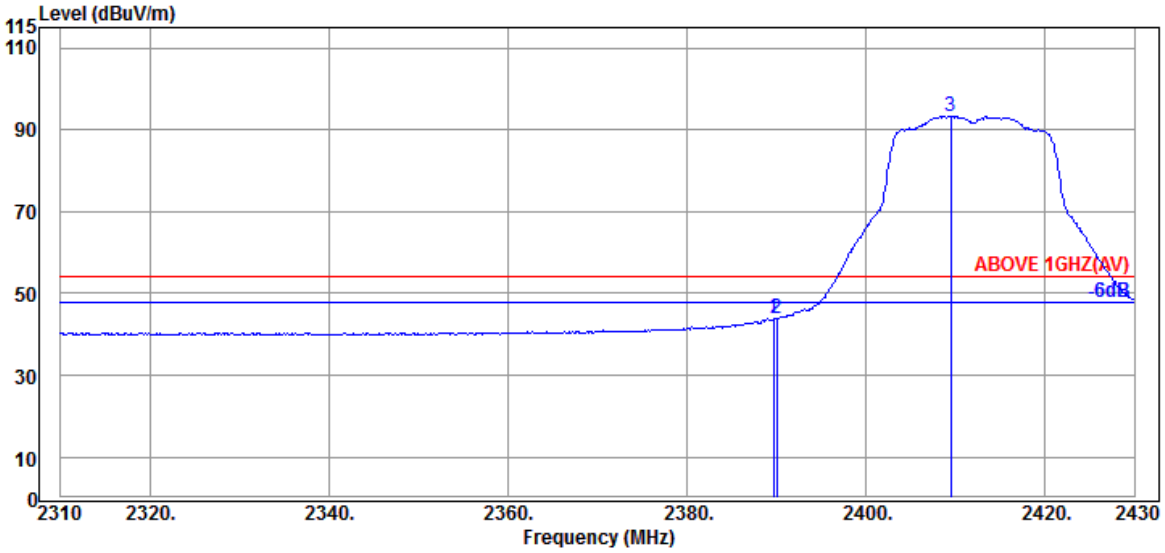

Antenna at Horizontal Polarization

Emission Frequency (MHz)	Antenna Factor (dB/m)	Cable Loss (dB)	Preamp Gain (dB)	Read Level (dBμV)	Emission Level (dBμV/m)	Limits (dBμV/m)	Margin (dB)	Detector
2389.680	28.21	5.72	39.93	49.84	43.84	54.00	10.16	Average
2390.040	28.21	5.72	39.93	49.87	43.87	54.00	10.13	Average
@ 2409.480	28.14	5.75	39.93	99.37	93.33	---	---	Average

Remark: The "@" means fundamental frequency, it is ignored in this section.

This test report may be reproduced in full only. The document may only be updated by Audix Technology Corp. personnel. Any changes will be noted in the Document History section of the report.

Audix Technology Corp.
No. 491, Zhongfu Rd., Linkou Dist.,
New Taipei City244, Taiwan
Tel: +886 2 26099301
Fax: +886 2 26099303

Mode	802.11n-HT20	Frequency	TX 2412MHz

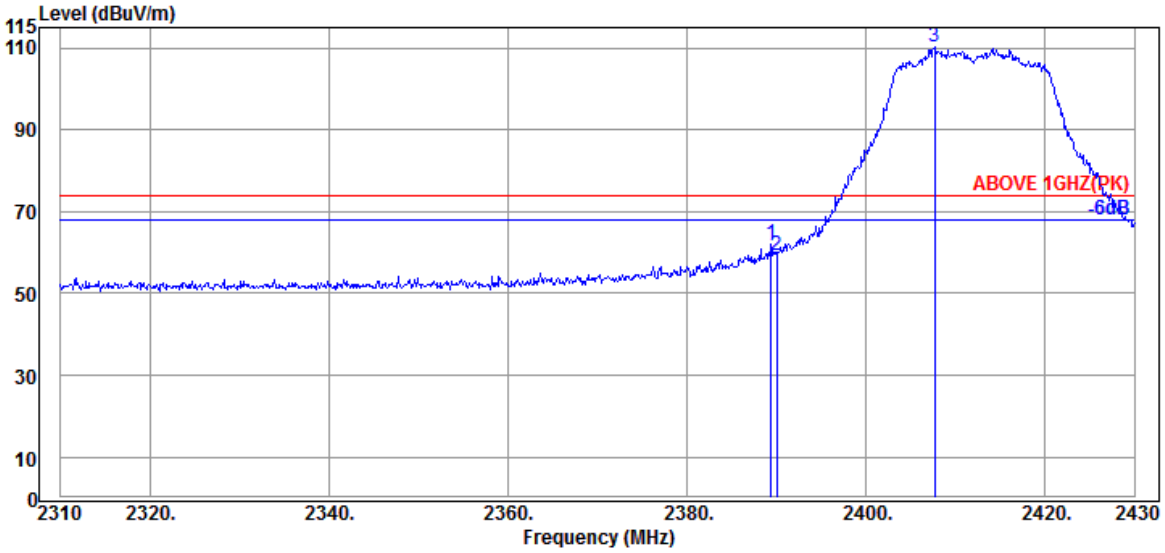

Antenna at Vertical Polarization

Emission Frequency (MHz)	Antenna Factor (dB/m)	Cable Loss (dB)	Preamp Gain (dB)	Read Level (dBμV)	Emission Level (dBμV/m)	Limits (dBμV/m)	Margin (dB)	Detector
2389.440	28.21	5.72	39.93	68.05	62.05	74.00	11.95	Peak
2390.040	28.21	5.72	39.93	65.35	59.35	74.00	14.65	Peak
@ 2407.680	28.14	5.75	39.93	116.21	110.17	---	---	Peak

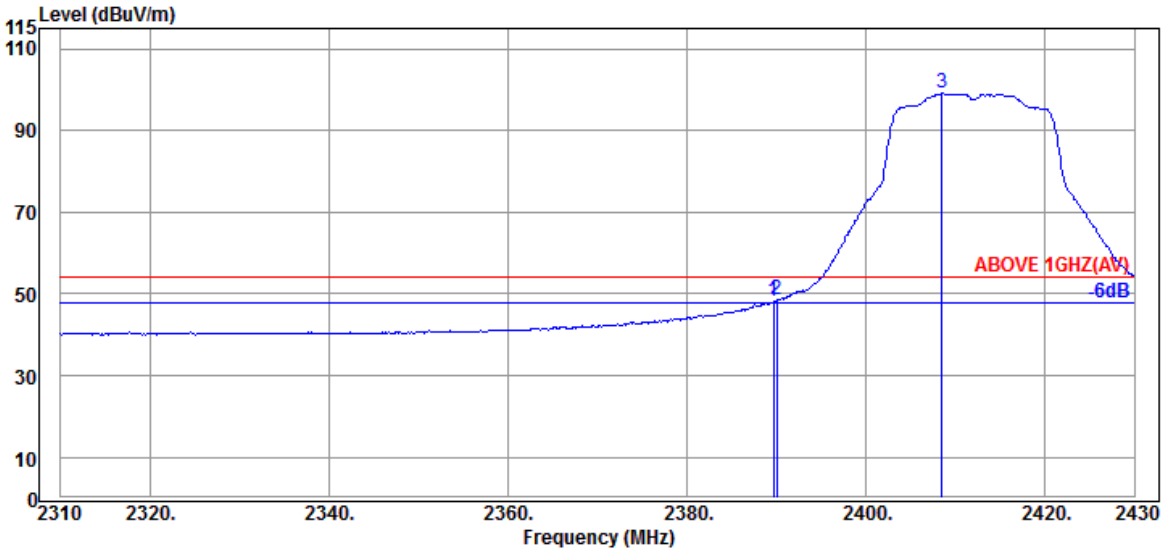

Antenna at Vertical Polarization

Emission Frequency (MHz)	Antenna Factor (dB/m)	Cable Loss (dB)	Preamp Gain (dB)	Read Level (dBμV)	Emission Level (dBμV/m)	Limits (dBμV/m)	Margin (dB)	Detector
2389.680	28.21	5.72	39.93	54.25	48.25	54.00	5.75	Average
2390.040	28.21	5.72	39.93	54.61	48.61	54.00	5.39	Average
@ 2408.520	28.14	5.75	39.93	105.16	99.12	---	---	Average

Remark: The "@" means fundamental frequency, it is ignored in this section.

This test report may be reproduced in full only. The document may only be updated by Audix Technology Corp. personnel. Any changes will be noted in the Document History section of the report.

Audix Technology Corp.
No. 491, Zhongfu Rd., Linkou Dist.,
New Taipei City244, Taiwan
Tel: +886 2 26099301
Fax: +886 2 26099303

Mode	802.11n-HT20	Frequency	TX 2417MHz

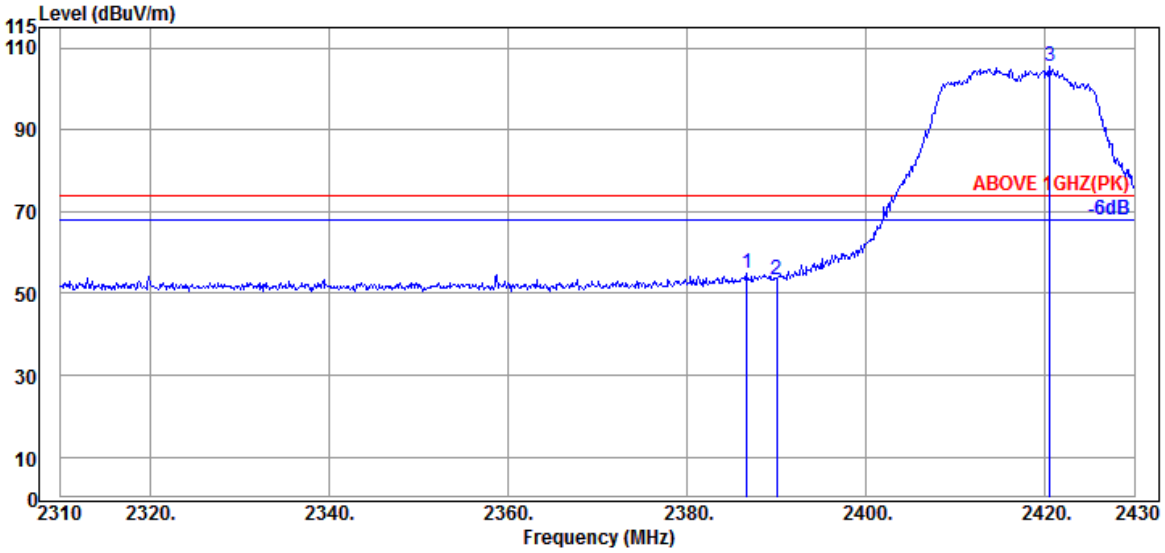

Antenna at Horizontal Polarization

	Emission Frequency (MHz)	Antenna Factor (dB/m)	Cable Loss (dB)	Preamp Gain (dB)	Read Level (dBμV)	Emission Level (dBμV/m)	Limits (dBμV/m)	Margin (dB)	Detector
	2386.680	28.21	5.72	39.93	60.78	54.78	74.00	19.22	Peak
	2390.040	28.21	5.72	39.93	59.41	53.41	74.00	20.59	Peak
@	2420.520	28.23	5.77	39.93	111.58	105.65	---	---	Peak

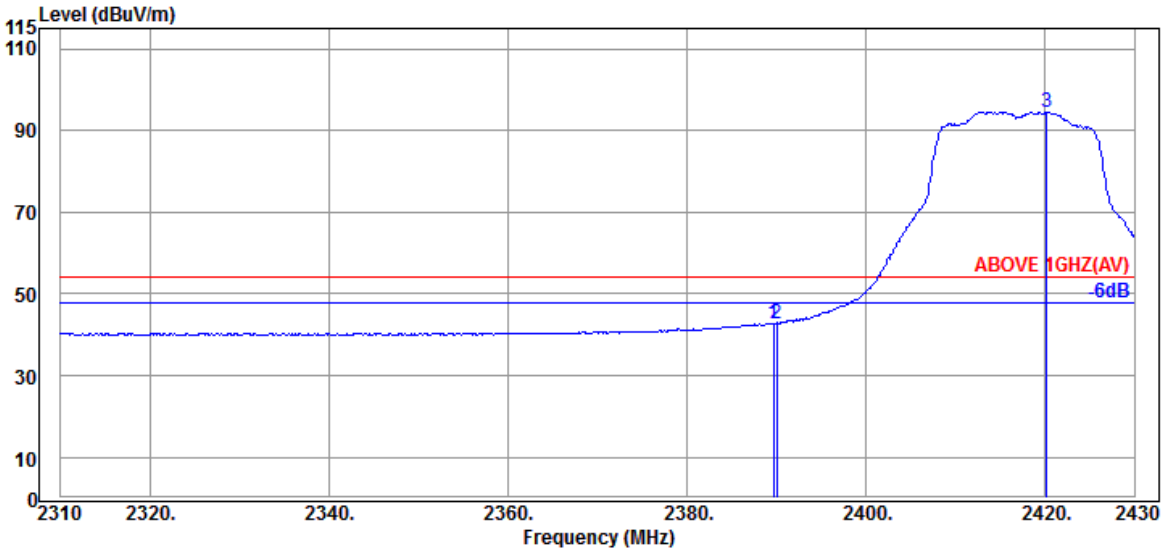

Antenna at Horizontal Polarization

	Emission Frequency (MHz)	Antenna Factor (dB/m)	Cable Loss (dB)	Preamp Gain (dB)	Read Level (dBμV)	Emission Level (dBμV/m)	Limits (dBμV/m)	Margin (dB)	Detector
	2389.680	28.21	5.72	39.93	48.75	42.75	54.00	11.25	Average
	2390.040	28.21	5.72	39.93	48.79	42.79	54.00	11.21	Average
@	2420.160	28.23	5.77	39.93	100.53	94.60	---	---	Average

Remark: The "@" means fundamental frequency, it is ignored in this section.

This test report may be reproduced in full only. The document may only be updated by Audix Technology Corp. personnel. Any changes will be noted in the Document History section of the report.

Audix Technology Corp.
No. 491, Zhongfu Rd., Linkou Dist.,
New Taipei City244, Taiwan
Tel: +886 2 26099301
Fax: +886 2 26099303

Mode	802.11n-HT20	Frequency	TX 2417MHz

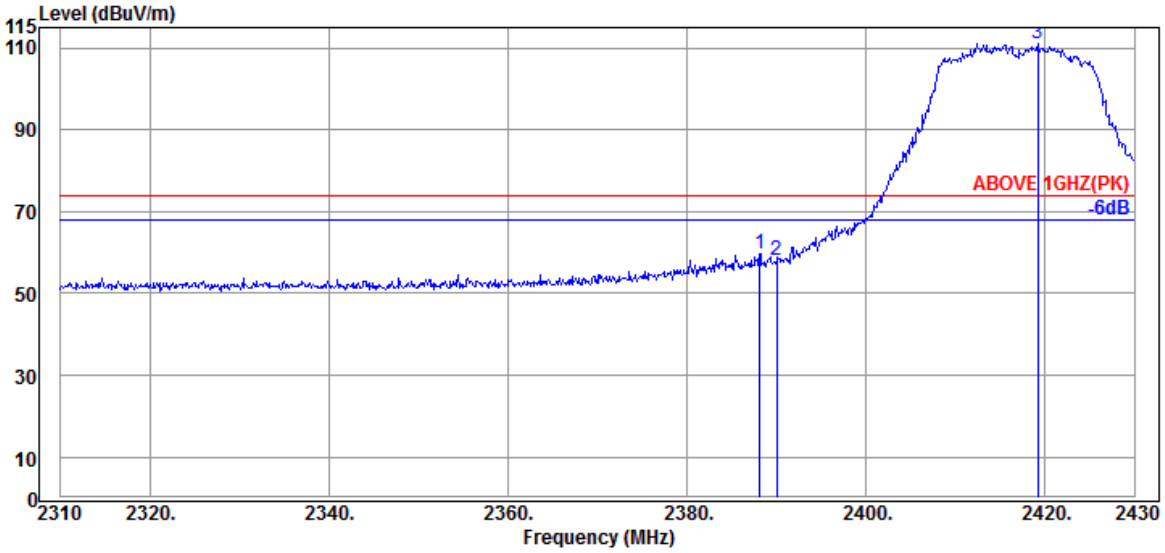

Antenna at Vertical Polarization

Emission Frequency (MHz)	Antenna Factor (dB/m)	Cable Loss (dB)	Preamp Gain (dB)	Read Level (dBμV)	Emission Level (dBμV/m)	Limits (dBμV/m)	Margin (dB)	Detector
2388.120	28.21	5.72	39.93	65.53	59.53	74.00	14.47	Peak
2390.040	28.21	5.72	39.93	64.18	58.18	74.00	15.82	Peak
@ 2419.200	28.23	5.77	39.93	116.94	111.01	---	---	Peak

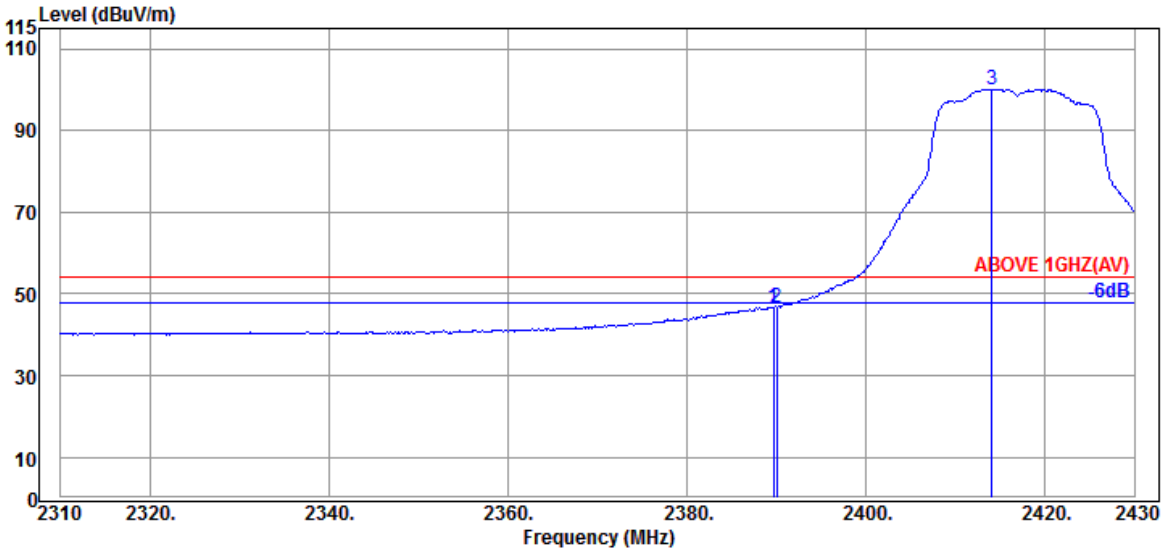

Antenna at Vertical Polarization

Emission Frequency (MHz)	Antenna Factor (dB/m)	Cable Loss (dB)	Preamp Gain (dB)	Read Level (dBμV)	Emission Level (dBμV/m)	Limits (dBμV/m)	Margin (dB)	Detector
2389.680	28.21	5.72	39.93	52.71	46.71	54.00	7.29	Average
2390.040	28.21	5.72	39.93	52.81	46.81	54.00	7.19	Average
@ 2414.040	28.19	5.76	39.93	106.12	100.14	---	---	Average

Remark: The "@" means fundamental frequency, it is ignored in this section.

This test report may be reproduced in full only. The document may only be updated by Audix Technology Corp. personnel. Any changes will be noted in the Document History section of the report.

Audix Technology Corp.
No. 491, Zhongfu Rd., Linkou Dist.,
New Taipei City244, Taiwan
Tel: +886 2 26099301
Fax: +886 2 26099303

Mode	802.11n-HT20	Frequency	TX 2422MHz

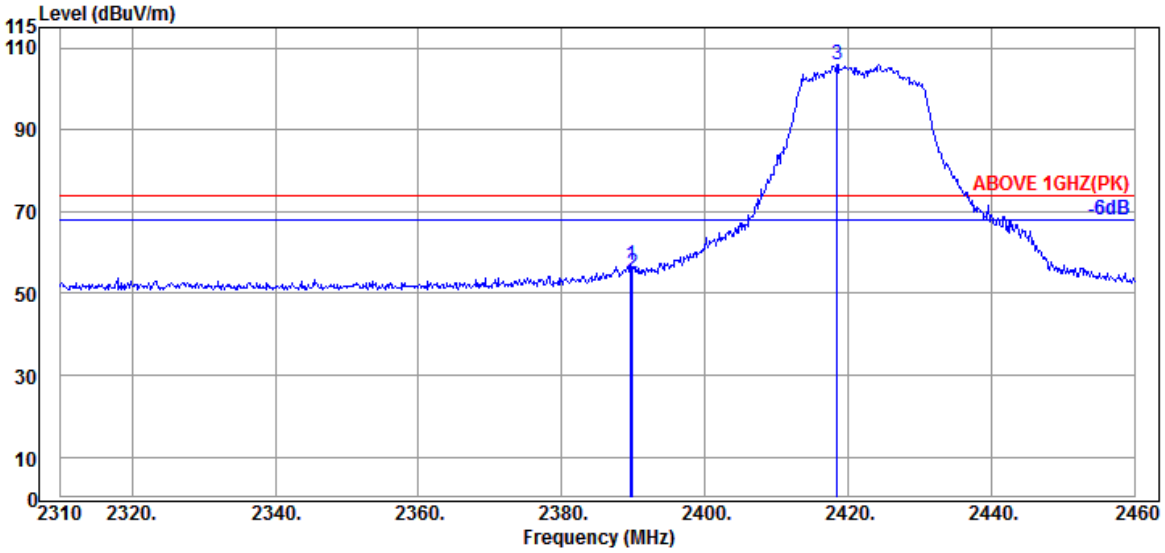

Antenna at Horizontal Polarization

Emission Frequency (MHz)	Antenna Factor (dB/m)	Cable Loss (dB)	Preamp Gain (dB)	Read Level (dBμV)	Emission Level (dBμV/m)	Limits (dBμV/m)	Margin (dB)	Detector
2389.650	28.21	5.72	39.93	62.84	56.84	74.00	17.16	Peak
2389.950	28.21	5.72	39.93	60.97	54.97	74.00	19.03	Peak
@ 2418.450	28.23	5.77	39.93	111.95	106.02	---	---	Peak

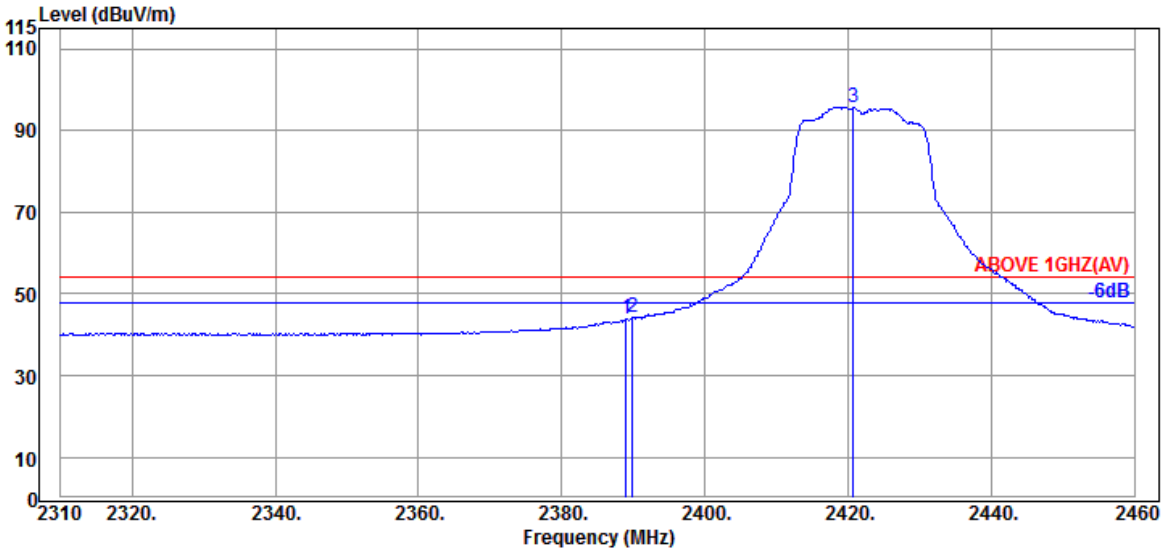

Antenna at Horizontal Polarization

Emission Frequency (MHz)	Antenna Factor (dB/m)	Cable Loss (dB)	Preamp Gain (dB)	Read Level (dBμV)	Emission Level (dBμV/m)	Limits (dBμV/m)	Margin (dB)	Detector
2389.050	28.21	5.72	39.93	49.90	43.90	54.00	10.10	Average
2389.950	28.21	5.72	39.93	50.32	44.32	54.00	9.68	Average
@ 2420.700	28.23	5.77	39.93	101.72	95.79	---	---	Average

Remark: The "@" means fundamental frequency, it is ignored in this section.

This test report may be reproduced in full only. The document may only be updated by Audix Technology Corp. personnel. Any changes will be noted in the Document History section of the report.

Audix Technology Corp.
No. 491, Zhongfu Rd., Linkou Dist.,
New Taipei City244, Taiwan
Tel: +886 2 26099301
Fax: +886 2 26099303

Mode	802.11n-HT20	Frequency	TX 2422MHz

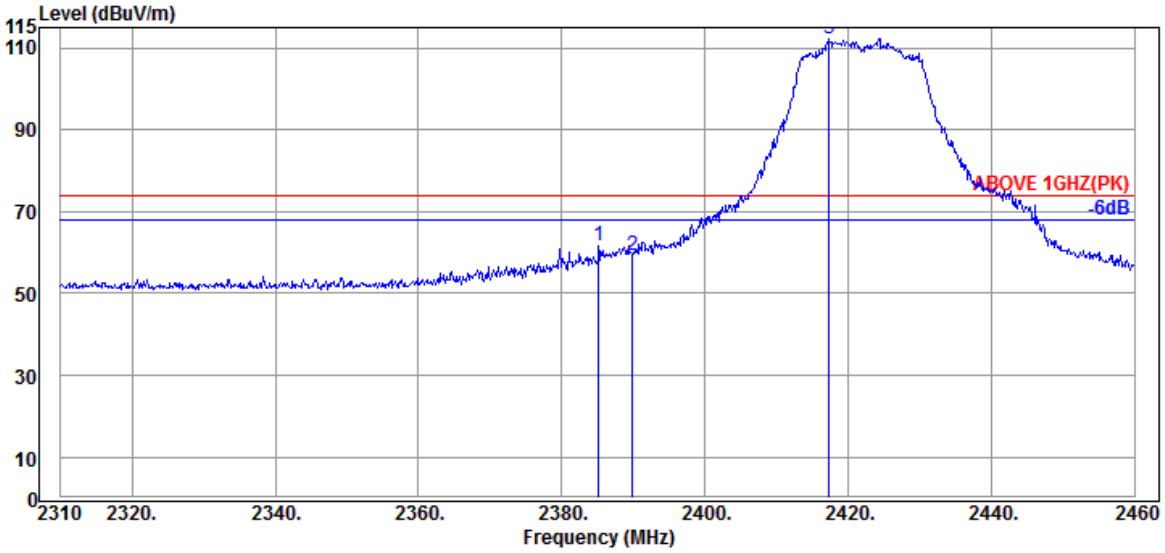

Antenna at Vertical Polarization

Emission Frequency (MHz)	Antenna Factor (dB/m)	Cable Loss (dB)	Preamp Gain (dB)	Read Level (dBμV)	Emission Level (dBμV/m)	Limits (dBμV/m)	Margin (dB)	Detector
2385.150	28.21	5.72	39.93	67.69	61.69	74.00	12.31	Peak
2389.950	28.21	5.72	39.93	65.22	59.22	74.00	14.78	Peak
@ 2417.400	28.19	5.76	39.93	118.41	112.43	---	---	Peak

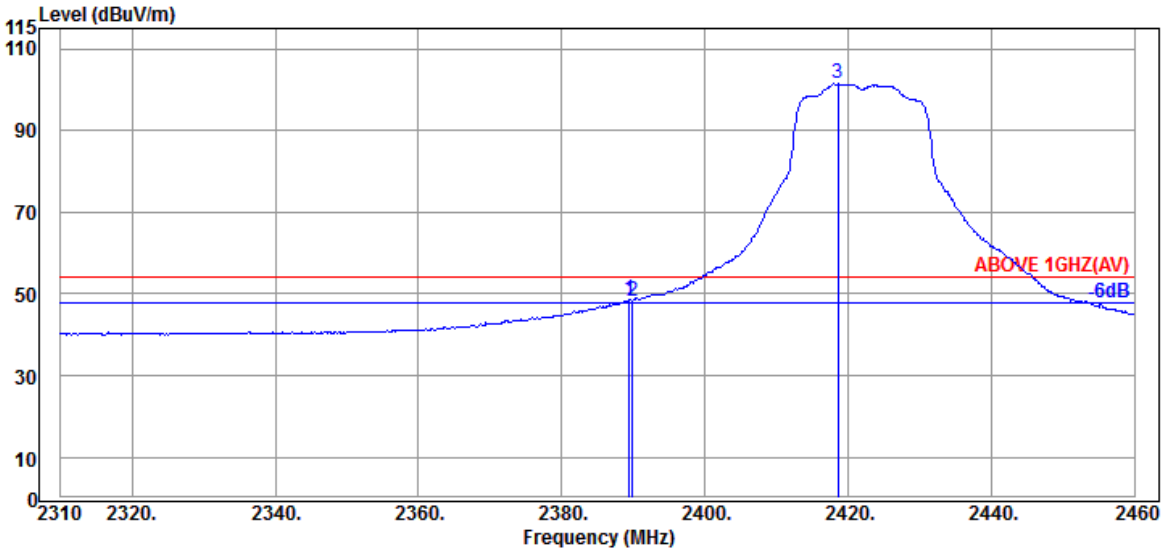

Antenna at Vertical Polarization

Emission Frequency (MHz)	Antenna Factor (dB/m)	Cable Loss (dB)	Preamp Gain (dB)	Read Level (dBμV)	Emission Level (dBμV/m)	Limits (dBμV/m)	Margin (dB)	Detector
2389.500	28.21	5.72	39.93	54.49	48.49	54.00	5.51	Average
2389.950	28.21	5.72	39.93	54.30	48.30	54.00	5.70	Average
@ 2418.600	28.23	5.77	39.93	107.39	101.46	---	---	Average

Remark: The "@" means fundamental frequency, it is ignored in this section.

This test report may be reproduced in full only. The document may only be updated by Audix Technology Corp. personnel. Any changes will be noted in the Document History section of the report.

Audix Technology Corp.
No. 491, Zhongfu Rd., Linkou Dist.,
New Taipei City244, Taiwan
Tel: +886 2 26099301
Fax: +886 2 26099303

Mode	802.11n-HT20	Frequency	TX 2457MHz

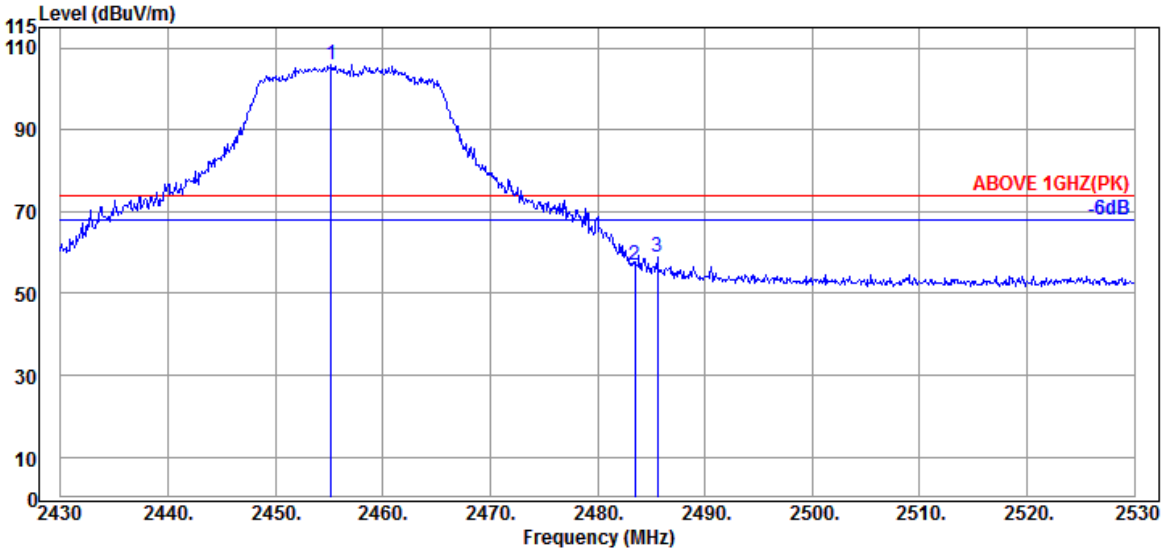

Antenna at Horizontal Polarization

Emission Frequency (MHz)	Antenna Factor (dB/m)	Cable Loss (dB)	Preamp Gain (dB)	Read Level (dBμV)	Emission Level (dBμV/m)	Limits (dBμV/m)	Margin (dB)	Detector
@ 2455.200	28.41	5.83	39.92	111.45	105.77	---	---	Peak
2483.500	28.47	5.87	39.92	62.33	56.75	74.00	17.25	Peak
2485.600	28.47	5.87	39.92	64.57	58.99	74.00	15.01	Peak

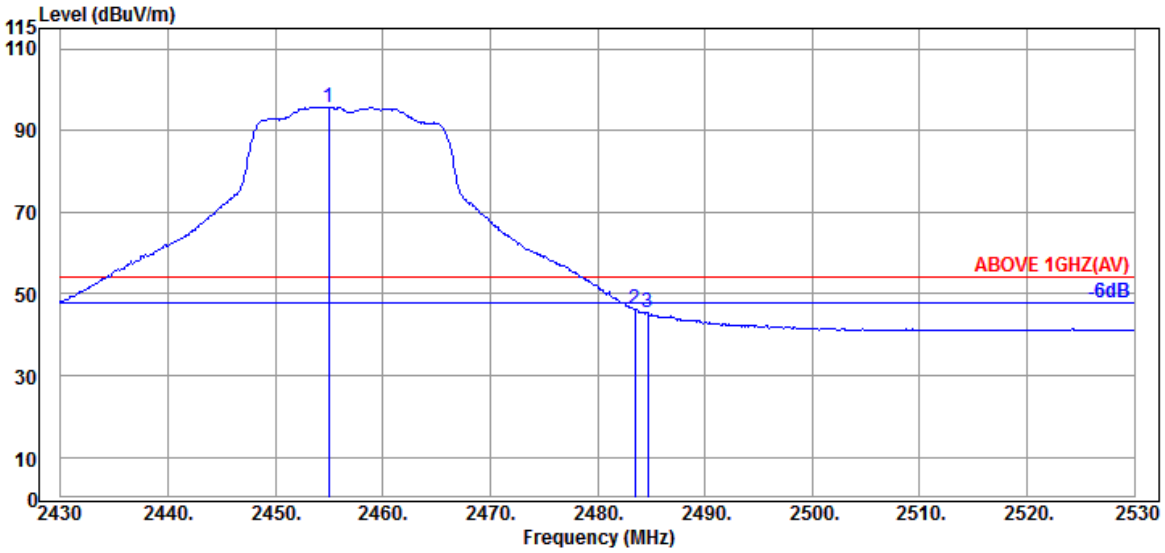

Antenna at Horizontal Polarization

Emission Frequency (MHz)	Antenna Factor (dB/m)	Cable Loss (dB)	Preamp Gain (dB)	Read Level (dBμV)	Emission Level (dBμV/m)	Limits (dBμV/m)	Margin (dB)	Detector
@ 2455.000	28.41	5.83	39.92	101.46	95.78	---	---	Average
2483.500	28.47	5.87	39.92	51.66	46.08	54.00	7.92	Average
2484.700	28.47	5.87	39.92	50.93	45.35	54.00	8.65	Average

Remark: The "@" means fundamental frequency, it is ignored in this section.

This test report may be reproduced in full only. The document may only be updated by Audix Technology Corp. personnel. Any changes will be noted in the Document History section of the report.

Audix Technology Corp.
No. 491, Zhongfu Rd., Linkou Dist.,
New Taipei City244, Taiwan
Tel: +886 2 26099301
Fax: +886 2 26099303

Mode	802.11n-HT20	Frequency	TX 2457MHz

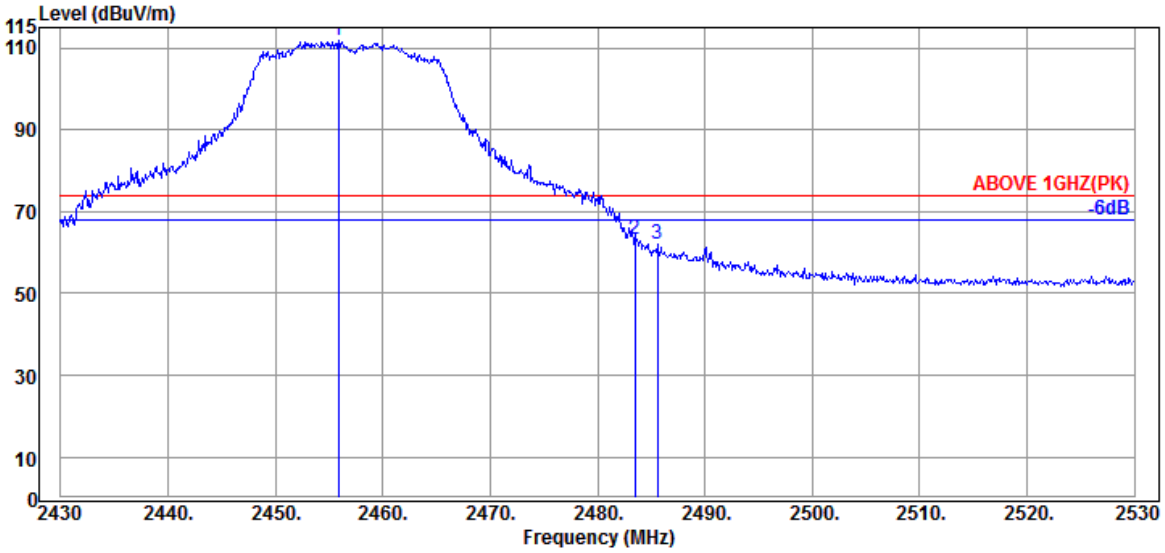

Antenna at Vertical Polarization

Emission Frequency (MHz)	Antenna Factor (dB/m)	Cable Loss (dB)	Preamp Gain (dB)	Read Level (dBμV)	Emission Level (dBμV/m)	Limits (dBμV/m)	Margin (dB)	Detector
@ 2455.900	28.41	5.83	39.92	117.39	111.71	---	---	Peak
2483.500	28.47	5.87	39.92	68.97	63.39	74.00	10.61	Peak
2485.600	28.47	5.87	39.92	67.78	62.20	74.00	11.80	Peak

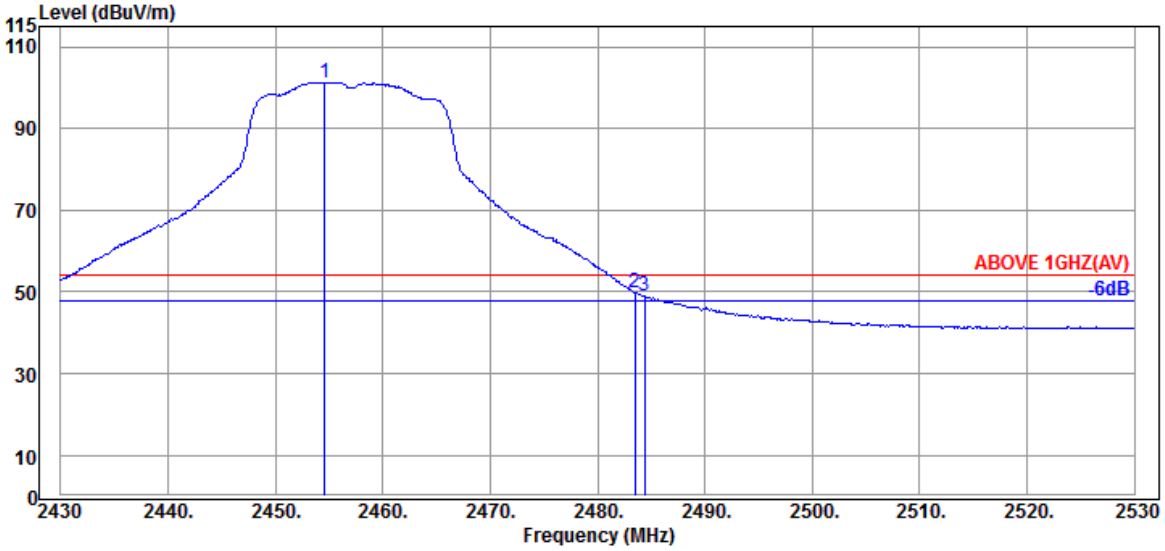

Antenna at Vertical Polarization

Emission Frequency (MHz)	Antenna Factor (dB/m)	Cable Loss (dB)	Preamp Gain (dB)	Read Level (dBμV)	Emission Level (dBμV/m)	Limits (dBμV/m)	Margin (dB)	Detector
@ 2454.600	28.41	5.83	39.92	106.91	101.23	---	---	Average
2483.500	28.47	5.87	39.92	55.25	49.67	54.00	4.33	Average
2484.400	28.47	5.87	39.92	54.53	48.95	54.00	5.05	Average

Remark: The "@" means fundamental frequency, it is ignored in this section.

This test report may be reproduced in full only. The document may only be updated by Audix Technology Corp. personnel. Any changes will be noted in the Document History section of the report.

Audix Technology Corp.
No. 491, Zhongfu Rd., Linkou Dist.,
New Taipei City244, Taiwan
Tel: +886 2 26099301
Fax: +886 2 26099303

Mode	802.11n-HT20	Frequency	TX 2462MHz

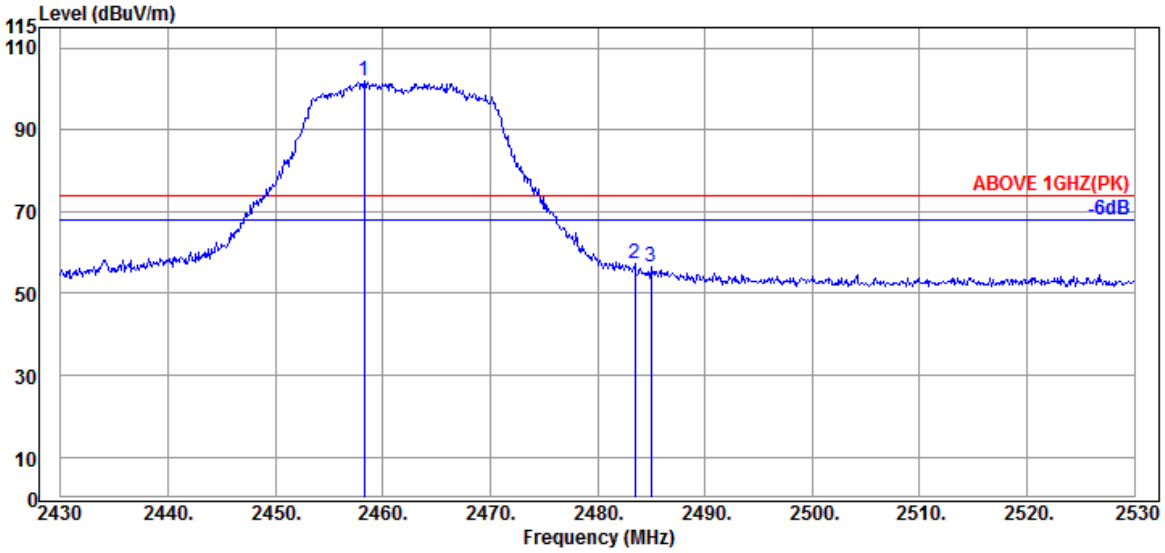

Antenna at Horizontal Polarization

Emission Frequency (MHz)	Antenna Factor (dB/m)	Cable Loss (dB)	Preamp Gain (dB)	Read Level (dBμV)	Emission Level (dBμV/m)	Limits (dBμV/m)	Margin (dB)	Detector
@ 2458.300	28.41	5.83	39.92	107.46	101.78	---	---	Peak
2483.500	28.47	5.87	39.92	62.84	57.26	74.00	16.74	Peak
2485.000	28.47	5.87	39.92	61.93	56.35	74.00	17.65	Peak

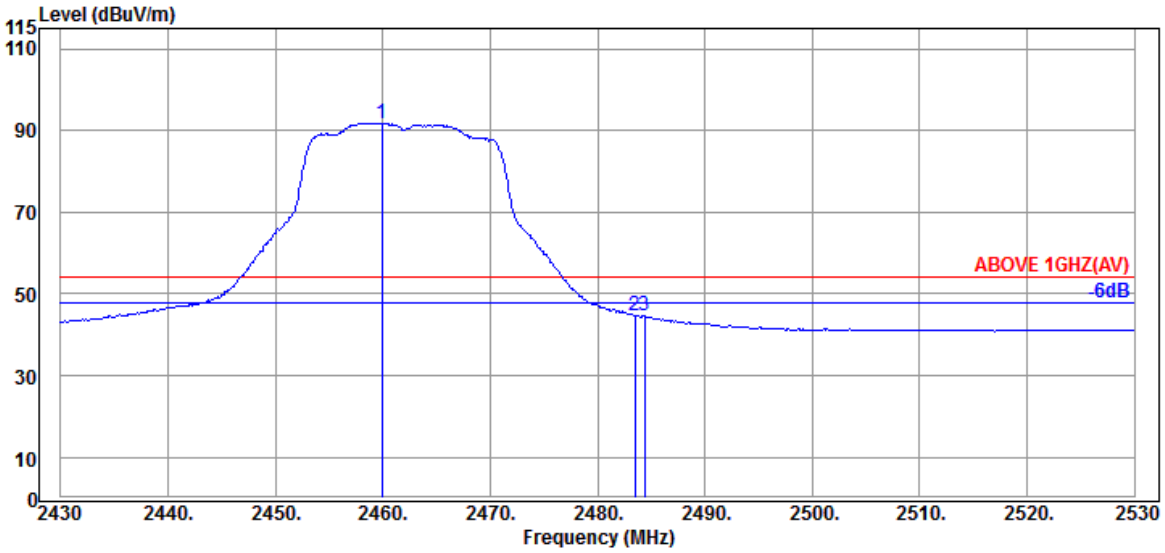

Antenna at Horizontal Polarization

Emission Frequency (MHz)	Antenna Factor (dB/m)	Cable Loss (dB)	Preamp Gain (dB)	Read Level (dBμV)	Emission Level (dBμV/m)	Limits (dBμV/m)	Margin (dB)	Detector
@ 2459.900	28.41	5.83	39.92	97.47	91.79	---	---	Average
2483.500	28.47	5.87	39.92	50.35	44.77	54.00	9.23	Average
2484.400	28.47	5.87	39.92	50.05	44.47	54.00	9.53	Average

Remark: The "@" means fundamental frequency, it is ignored in this section.

This test report may be reproduced in full only. The document may only be updated by Audix Technology Corp. personnel. Any changes will be noted in the Document History section of the report.

Audix Technology Corp.
No. 491, Zhongfu Rd., Linkou Dist.,
New Taipei City244, Taiwan
Tel: +886 2 26099301
Fax: +886 2 26099303

Mode	802.11n-HT20	Frequency	TX 2462MHz

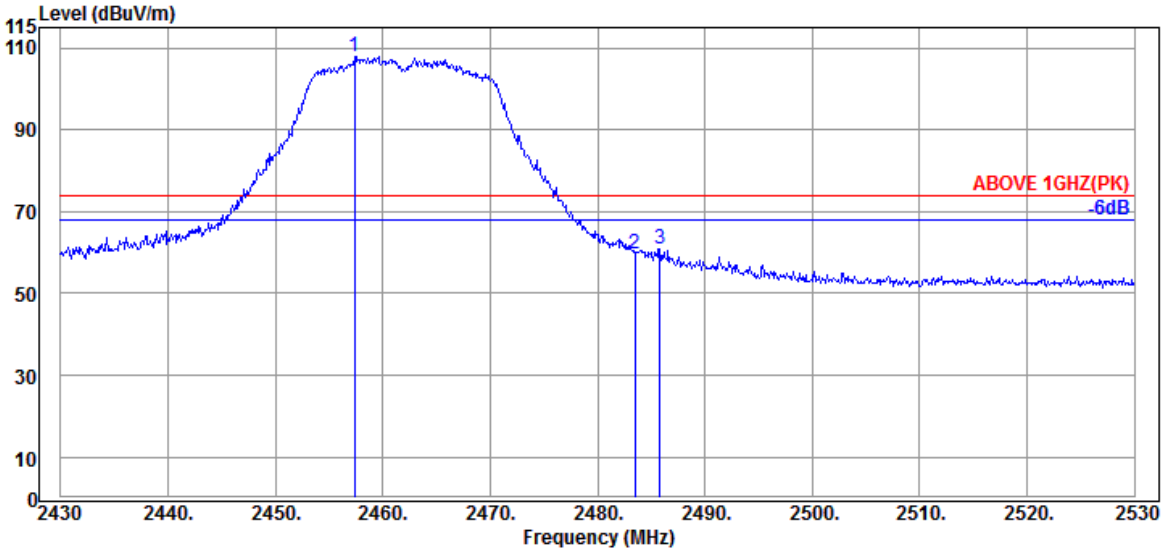

Antenna at Vertical Polarization

Emission Frequency (MHz)	Antenna Factor (dB/m)	Cable Loss (dB)	Preamp Gain (dB)	Read Level (dBμV)	Emission Level (dBμV/m)	Limits (dBμV/m)	Margin (dB)	Detector
@ 2457.400	28.41	5.83	39.92	113.75	108.07	---	---	Peak
2483.500	28.47	5.87	39.92	65.23	59.65	74.00	14.35	Peak
2485.800	28.47	5.87	39.92	66.61	61.03	74.00	12.97	Peak

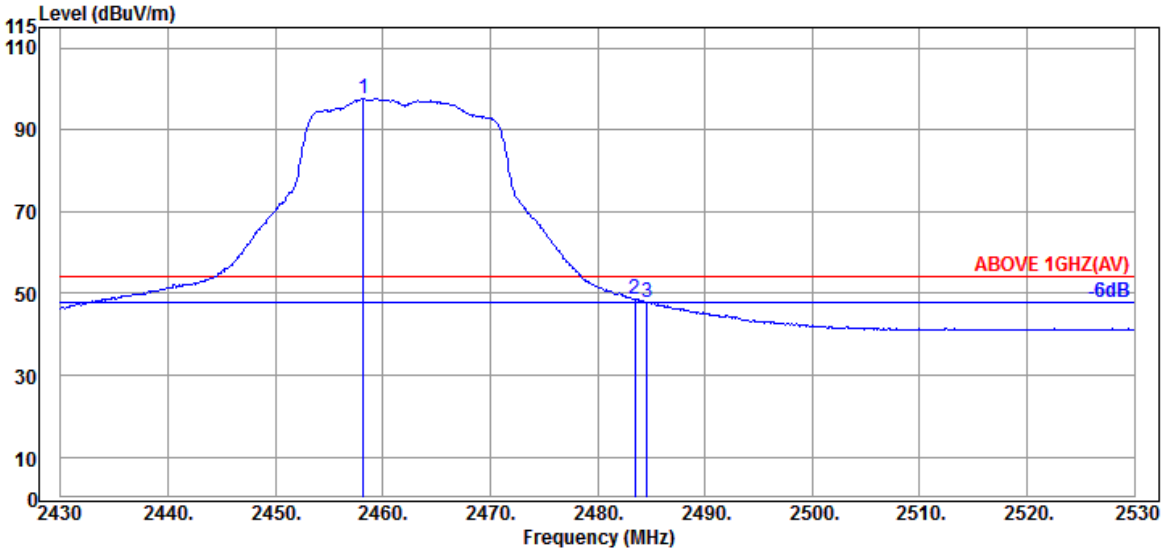

Antenna at Vertical Polarization

Emission Frequency (MHz)	Antenna Factor (dB/m)	Cable Loss (dB)	Preamp Gain (dB)	Read Level (dBμV)	Emission Level (dBμV/m)	Limits (dBμV/m)	Margin (dB)	Detector
@ 2458.200	28.41	5.83	39.92	103.20	97.52	---	---	Average
2483.500	28.47	5.87	39.92	54.06	48.48	54.00	5.52	Average
2484.600	28.47	5.87	39.92	53.46	47.88	54.00	6.12	Average

Remark: The "@" means fundamental frequency, it is ignored in this section.

This test report may be reproduced in full only. The document may only be updated by Audix Technology Corp. personnel. Any changes will be noted in the Document History section of the report.

Audix Technology Corp.
No. 491, Zhongfu Rd., Linkou Dist.,
New Taipei City244, Taiwan
Tel: +886 2 26099301
Fax: +886 2 26099303

Mode	802.11n-HT20	Frequency	TX 2467MHz

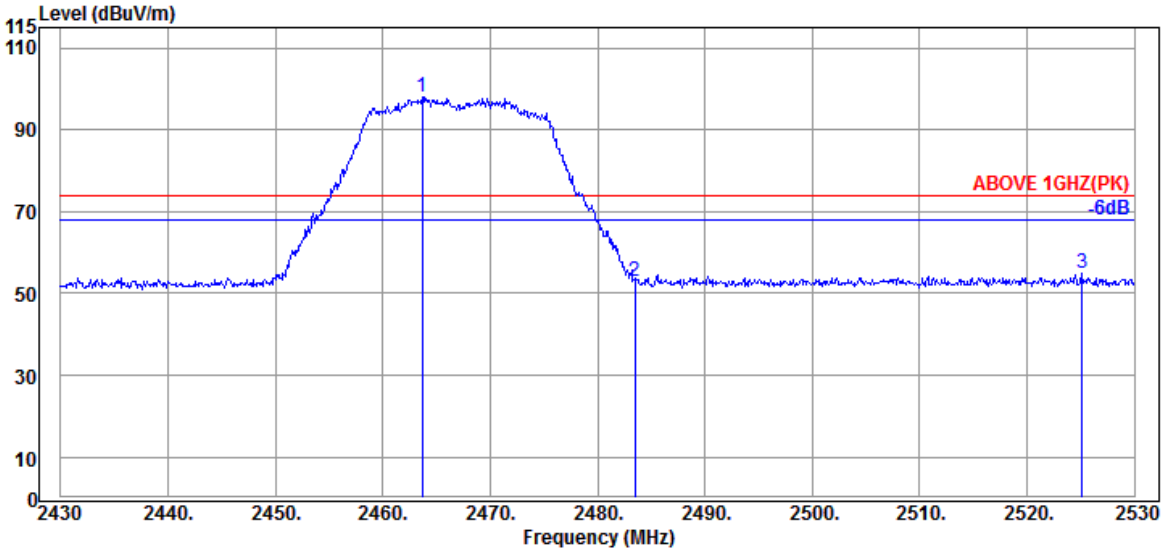

Antenna at Horizontal Polarization

Emission Frequency (MHz)	Antenna Factor (dB/m)	Cable Loss (dB)	Preamp Gain (dB)	Read Level (dBμV)	Emission Level (dBμV/m)	Limits (dBμV/m)	Margin (dB)	Detector
@ 2463.700	28.43	5.84	39.92	103.76	98.11	---	---	Peak
2483.500	28.47	5.87	39.92	58.65	53.07	74.00	20.93	Peak
2525.100	28.63	5.94	39.93	60.27	54.91	74.00	19.09	Peak

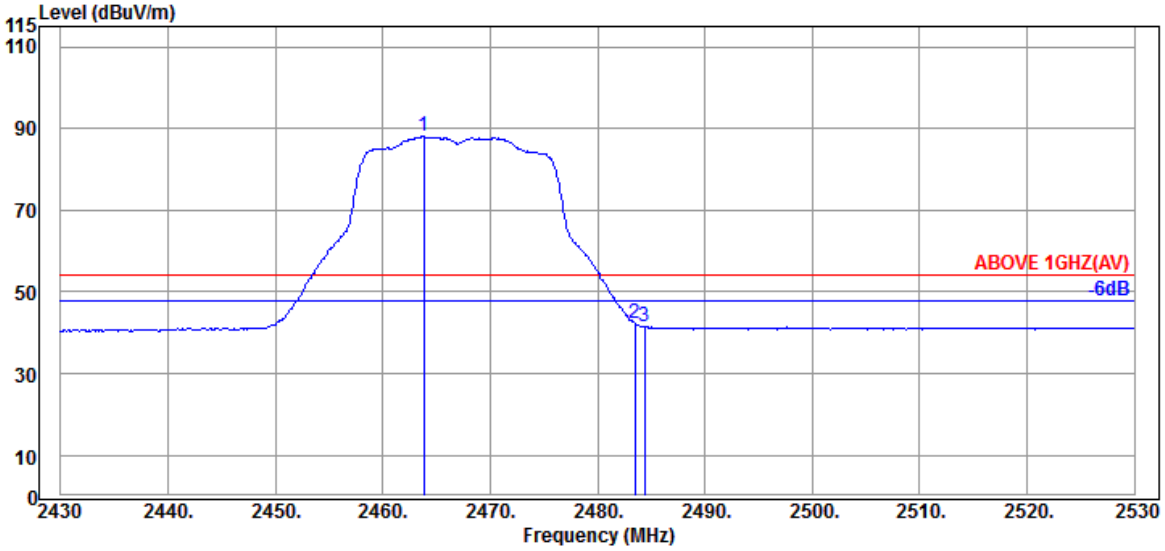

Antenna at Horizontal Polarization

Emission Frequency (MHz)	Antenna Factor (dB/m)	Cable Loss (dB)	Preamp Gain (dB)	Read Level (dBμV)	Emission Level (dBμV/m)	Limits (dBμV/m)	Margin (dB)	Detector
@ 2463.800	28.43	5.84	39.92	93.71	88.06	---	---	Average
2483.500	28.47	5.87	39.92	47.93	42.35	54.00	11.65	Average
2484.400	28.47	5.87	39.92	47.08	41.50	54.00	12.50	Average

Remark: The "@" means fundamental frequency, it is ignored in this section.

This test report may be reproduced in full only. The document may only be updated by Audix Technology Corp. personnel. Any changes will be noted in the Document History section of the report.

Audix Technology Corp.
No. 491, Zhongfu Rd., Linkou Dist.,
New Taipei City244, Taiwan
Tel: +886 2 26099301
Fax: +886 2 26099303

Mode	802.11n-HT20	Frequency	TX 2467MHz

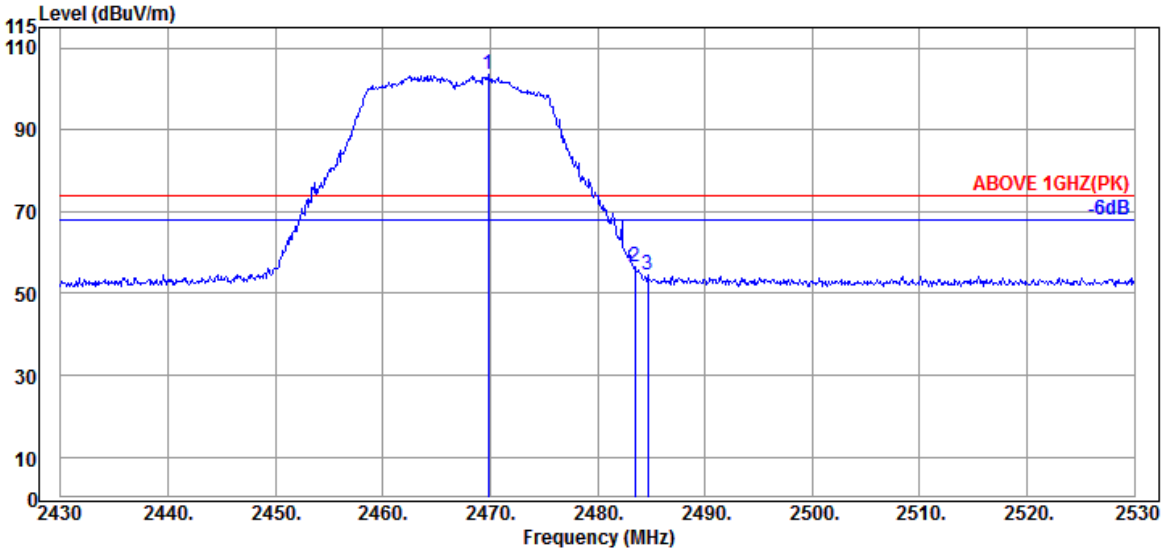

Antenna at Vertical Polarization

Emission Frequency (MHz)	Antenna Factor (dB/m)	Cable Loss (dB)	Preamp Gain (dB)	Read Level (dBμV)	Emission Level (dBμV/m)	Limits (dBμV/m)	Margin (dB)	Detector
@ 2469.800	28.44	5.85	39.92	109.12	103.49	---	---	Peak
2483.500	28.47	5.87	39.92	62.00	56.42	74.00	17.58	Peak
2484.700	28.47	5.87	39.92	60.13	54.55	74.00	19.45	Peak

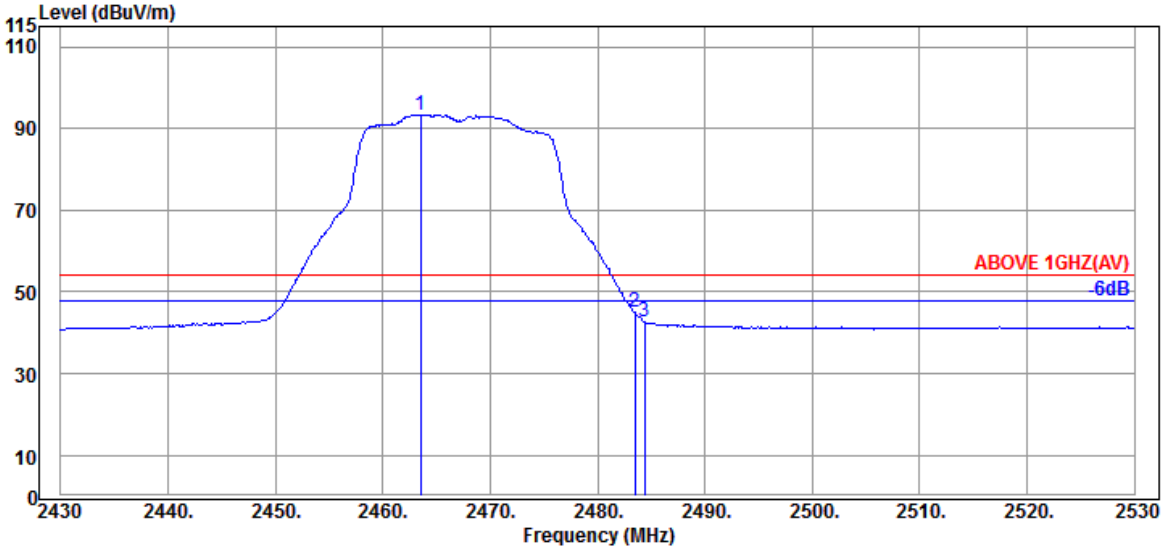

Antenna at Vertical Polarization

Emission Frequency (MHz)	Antenna Factor (dB/m)	Cable Loss (dB)	Preamp Gain (dB)	Read Level (dBμV)	Emission Level (dBμV/m)	Limits (dBμV/m)	Margin (dB)	Detector
@ 2463.500	28.43	5.84	39.92	99.08	93.43	---	---	Average
2483.500	28.47	5.87	39.92	50.52	44.94	54.00	9.06	Average
2484.400	28.47	5.87	39.92	48.38	42.80	54.00	11.20	Average

Remark: The "@" means fundamental frequency, it is ignored in this section.

This test report may be reproduced in full only. The document may only be updated by Audix Technology Corp. personnel. Any changes will be noted in the Document History section of the report.

Audix Technology Corp.
No. 491, Zhongfu Rd., Linkou Dist.,
New Taipei City244, Taiwan
Tel: +886 2 26099301
Fax: +886 2 26099303

Mode	802.11n-HT20	Frequency	TX 2472MHz

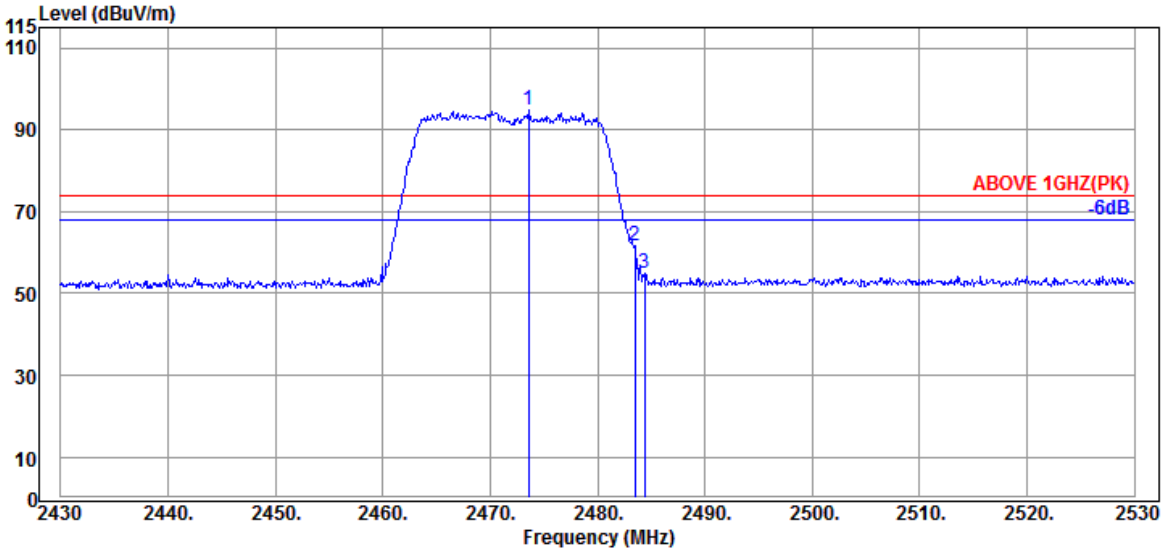

Antenna at Horizontal Polarization

Emission Frequency (MHz)	Antenna Factor (dB/m)	Cable Loss (dB)	Preamp Gain (dB)	Read Level (dBμV)	Emission Level (dBμV/m)	Limits (dBμV/m)	Margin (dB)	Detector
@ 2473.600	28.44	5.85	39.92	100.31	94.68	---	---	Peak
2483.500	28.47	5.87	39.92	67.16	61.58	74.00	12.42	Peak
2484.400	28.47	5.87	39.92	60.62	55.04	74.00	18.96	Peak

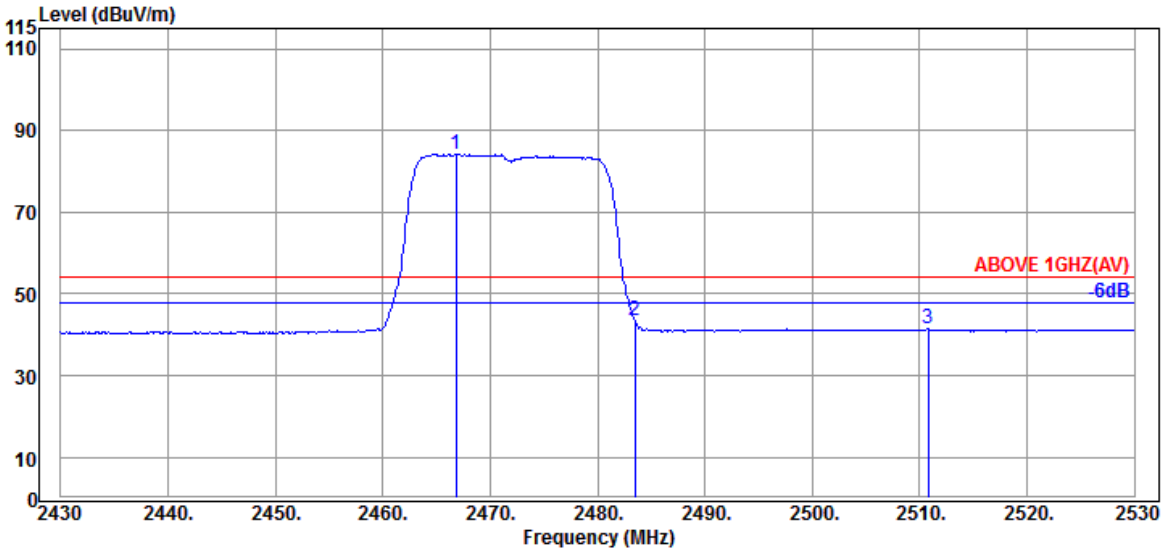

Antenna at Horizontal Polarization

Emission Frequency (MHz)	Antenna Factor (dB/m)	Cable Loss (dB)	Preamp Gain (dB)	Read Level (dBμV)	Emission Level (dBμV/m)	Limits (dBμV/m)	Margin (dB)	Detector
@ 2466.800	28.43	5.84	39.92	89.92	84.27	---	---	Average
2483.500	28.47	5.87	39.92	49.24	43.66	54.00	10.34	Average
2510.800	28.59	5.93	39.92	46.89	41.49	54.00	12.51	Average

Remark: The "@" means fundamental frequency, it is ignored in this section.

This test report may be reproduced in full only. The document may only be updated by Audix Technology Corp. personnel. Any changes will be noted in the Document History section of the report.

Audix Technology Corp.
No. 491, Zhongfu Rd., Linkou Dist.,
New Taipei City244, Taiwan
Tel: +886 2 26099301
Fax: +886 2 26099303

Mode	802.11n-HT20	Frequency	TX 2472MHz

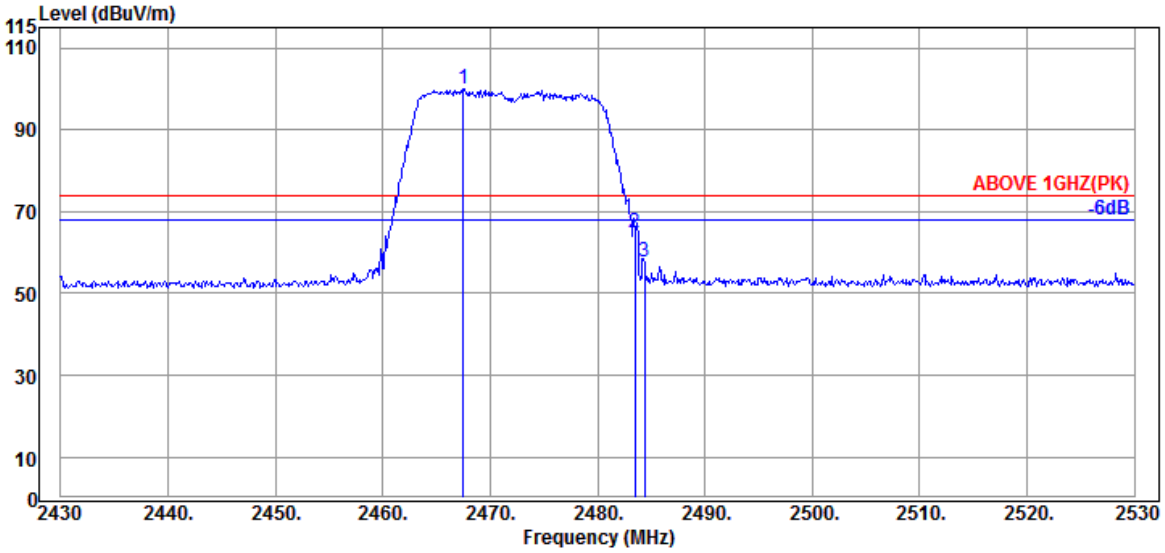

Antenna at Vertical Polarization

Emission Frequency (MHz)	Antenna Factor (dB/m)	Cable Loss (dB)	Preamp Gain (dB)	Read Level (dBμV)	Emission Level (dBμV/m)	Limits (dBμV/m)	Margin (dB)	Detector
@ 2467.500	28.43	5.84	39.92	105.66	100.01	---	---	Peak
2483.500	28.47	5.87	39.92	70.30	64.72	74.00	9.28	Peak
2484.400	28.47	5.87	39.92	63.21	57.63	74.00	16.37	Peak

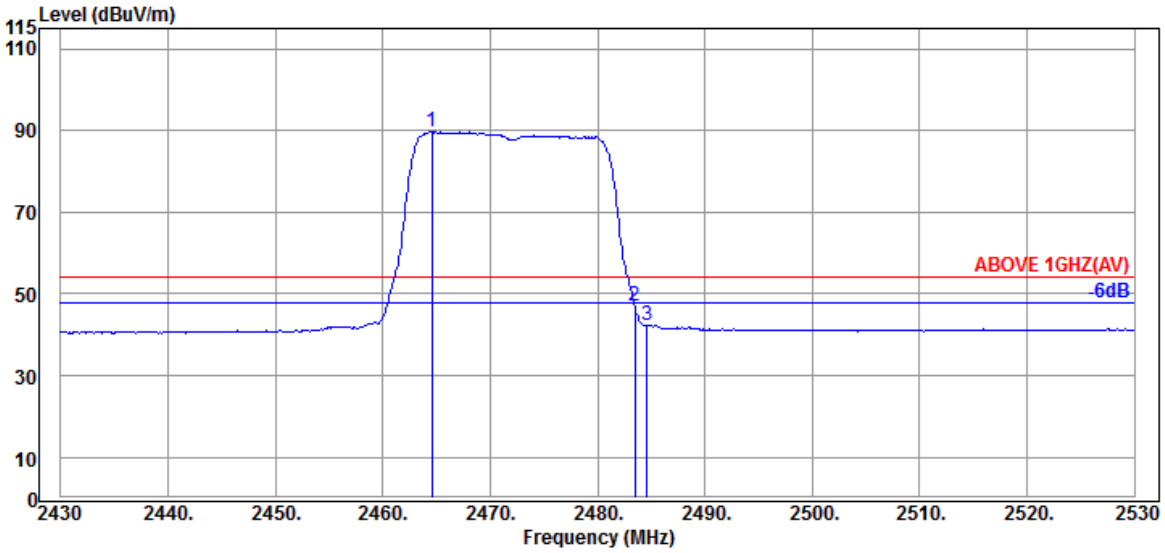

Antenna at Vertical Polarization

Emission Frequency (MHz)	Antenna Factor (dB/m)	Cable Loss (dB)	Preamp Gain (dB)	Read Level (dBμV)	Emission Level (dBμV/m)	Limits (dBμV/m)	Margin (dB)	Detector
@ 2464.600	28.43	5.84	39.92	95.27	89.62	---	---	Average
2483.500	28.47	5.87	39.92	52.44	46.86	54.00	7.14	Average
2484.600	28.47	5.87	39.92	48.03	42.45	54.00	11.55	Average

Remark: The "@" means fundamental frequency, it is ignored in this section.

This test report may be reproduced in full only. The document may only be updated by Audix Technology Corp. personnel. Any changes will be noted in the Document History section of the report.

Audix Technology Corp.
No. 491, Zhongfu Rd., Linkou Dist.,
New Taipei City244, Taiwan
Tel: +886 2 26099301
Fax: +886 2 26099303

Mode	802.11n-HT40	Frequency	TX 2422MHz

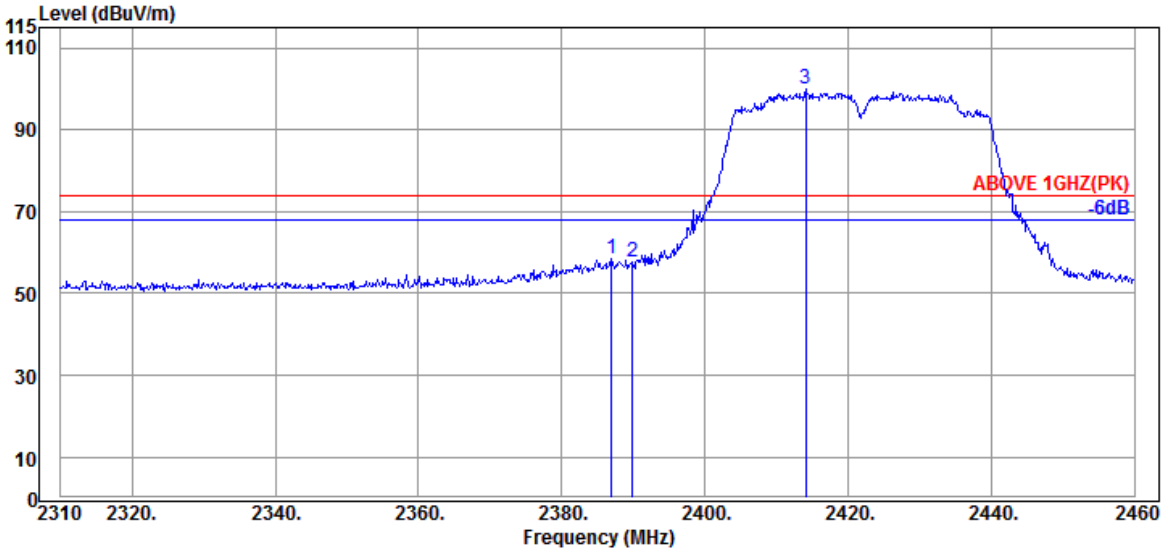

Antenna at Horizontal Polarization

	Emission Frequency (MHz)	Antenna Factor (dB/m)	Cable Loss (dB)	Preamp Gain (dB)	Read Level (dBμV)	Emission Level (dBμV/m)	Liits (dBμV/m)	Margin (dB)	Detector
	2386.950	28.21	5.72	39.93	64.54	58.54	74.00	15.46	Peak
	2389.950	28.21	5.72	39.93	63.64	57.64	74.00	16.36	Peak
@	2414.100	28.19	5.76	39.93	106.15	100.17	---	---	Peak

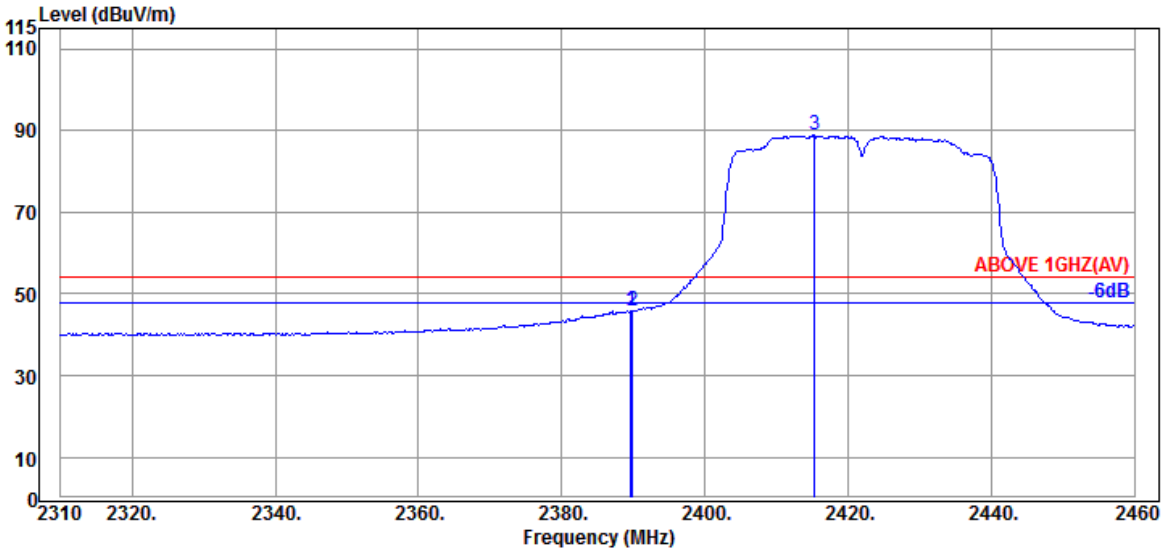

Antenna at Horizontal Polarization

	Emission Frequency (MHz)	Antenna Factor (dB/m)	Cable Loss (dB)	Preamp Gain (dB)	Read Level (dBμV)	Emission Level (dBμV/m)	Limits (dBμV/m)	Margin (dB)	Detector
	2389.650	28.21	5.72	39.93	51.78	45.78	54.00	8.22	Average
	2389.950	28.21	5.72	39.93	51.77	45.77	54.00	8.23	Average
@	2415.300	28.19	5.76	39.93	94.79	88.81	---	---	Average

Remark: The "@" means fundamental frequency, it is ignored in this section.

This test report may be reproduced in full only. The document may only be updated by Audix Technology Corp. personnel. Any changes will be noted in the Document History section of the report.

Audix Technology Corp.
No. 491, Zhongfu Rd., Linkou Dist.,
New Taipei City244, Taiwan

Tel: +886 2 26099301
Fax: +886 2 26099303

Mode	802.11n-HT40	Frequency	TX 2422MHz

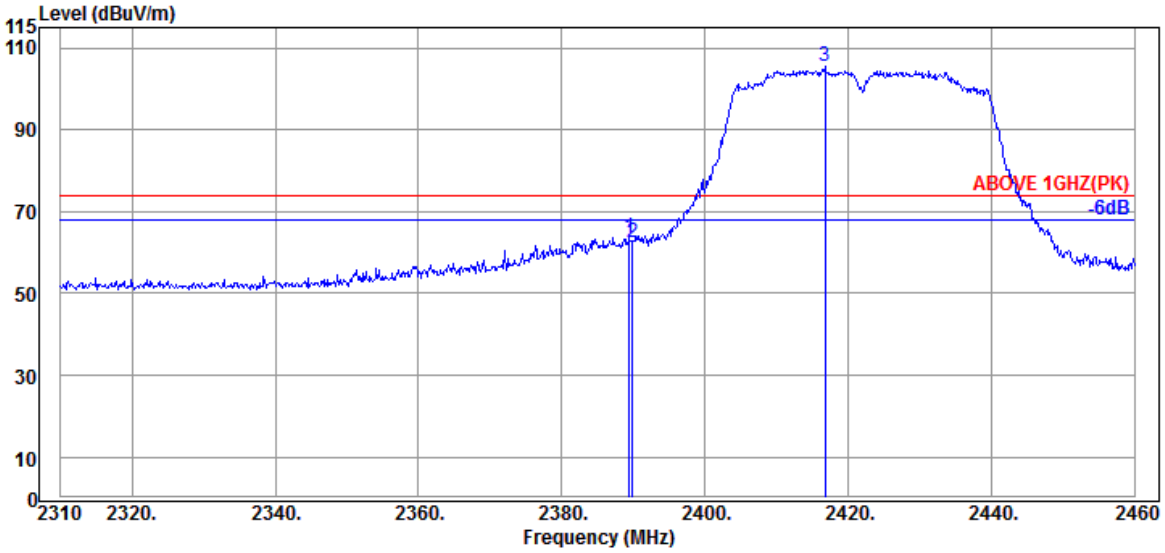

Antenna at Vertical Polarization

	Emission Frequency (MHz)	Antenna Factor (dB/m)	Cable Loss (dB)	Preamp Gain (dB)	Read Level (dBμV)	Emission Level (dBμV/m)	Limits (dBμV/m)	Margin (dB)	Detector
	2389.500	28.21	5.72	39.93	69.74	63.74	74.00	10.26	Peak
	2389.950	28.21	5.72	39.93	68.58	62.58	74.00	11.42	Peak
@	2416.800	28.19	5.76	39.93	111.67	105.69	---	---	Peak

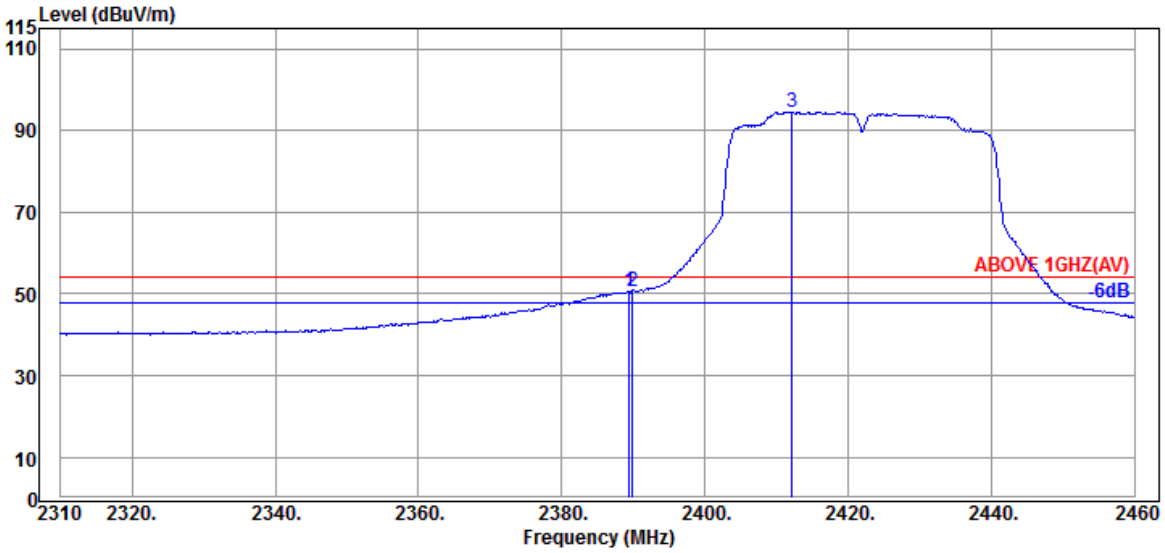

Antenna at Vertical Polarization

	Emission Frequency (MHz)	Antenna Factor (dB/m)	Cable Loss (dB)	Preamp Gain (dB)	Read Level (dBμV)	Emission Level (dBμV/m)	Limits (dBμV/m)	Margin (dB)	Detector
	2389.500	28.21	5.72	39.93	56.60	50.60	54.00	3.40	Average
	2389.950	28.21	5.72	39.93	56.78	50.78	54.00	3.22	Average
@	2412.150	28.19	5.76	39.93	100.47	94.49	---	---	Average

Remark: The "@" means fundamental frequency, it is ignored in this section.

This test report may be reproduced in full only. The document may only be updated by Audix Technology Corp. personnel. Any changes will be noted in the Document History section of the report.

Audix Technology Corp.
No. 491, Zhongfu Rd., Linkou Dist.,
New Taipei City244, Taiwan
Tel: +886 2 26099301
Fax: +886 2 26099303

Mode	802.11n-HT40	Frequency	TX 2452MHz

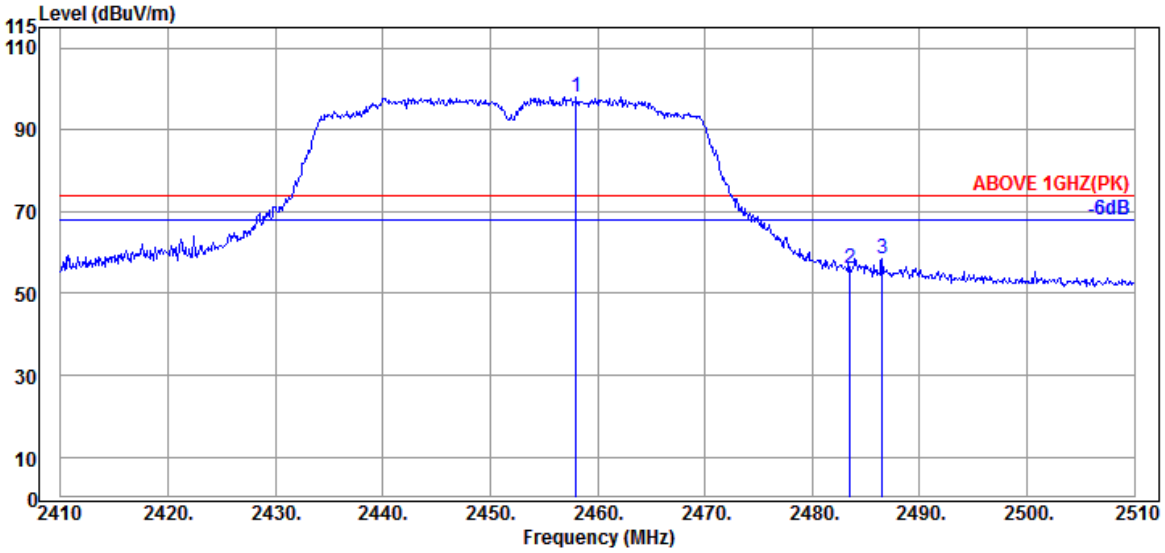

Antenna at Horizontal Polarization

Emission Frequency (MHz)	Antenna Factor (dB/m)	Cable Loss (dB)	Preamp Gain (dB)	Read Level (dBμV)	Emission Level (dBμV/m)	Limits (dBμV/m)	Margin (dB)	Detector
@ 2458.000	28.41	5.83	39.92	103.86	98.18	---	---	Peak
2483.500	28.47	5.87	39.92	61.88	56.30	74.00	17.70	Peak
2486.500	28.47	5.87	39.92	63.94	58.36	74.00	15.64	Peak

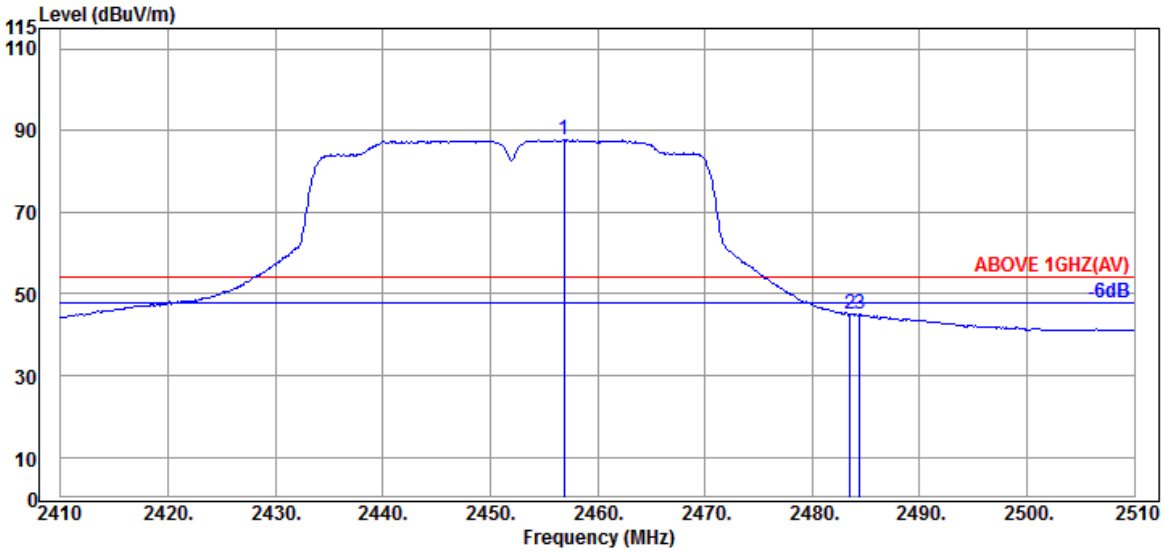

Antenna at Horizontal Polarization

Emission Frequency (MHz)	Antenna Factor (dB/m)	Cable Loss (dB)	Preamp Gain (dB)	Read Level (dBμV)	Emission Level (dBμV/m)	Limits (dBμV/m)	Margin (dB)	Detector
@ 2456.900	28.41	5.83	39.92	93.46	87.78	---	---	Average
2483.500	28.47	5.87	39.92	50.49	44.91	54.00	9.09	Average
2484.400	28.47	5.87	39.92	50.55	44.97	54.00	9.03	Average

Remark: The "@" means fundamental frequency, it is ignored in this section.

This test report may be reproduced in full only. The document may only be updated by Audix Technology Corp. personnel. Any changes will be noted in the Document History section of the report.

Audix Technology Corp.
No. 491, Zhongfu Rd., Linkou Dist.,
New Taipei City244, Taiwan
Tel: +886 2 26099301
Fax: +886 2 26099303

Mode	802.11n-HT40	Frequency	TX 2452MHz

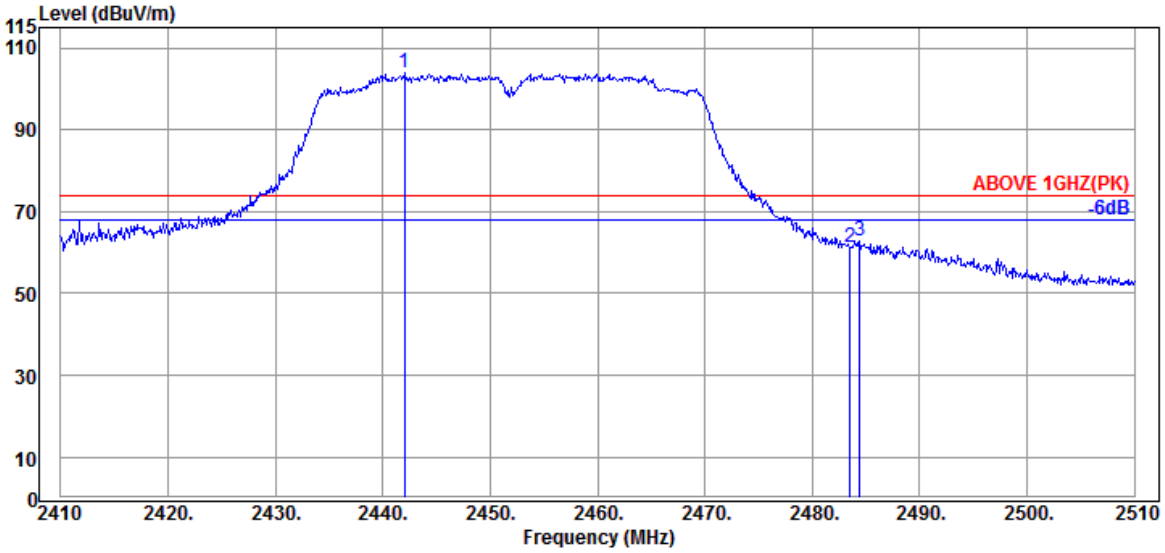

Antenna at Vertical Polarization

Emission Frequency (MHz)	Antenna Factor (dB/m)	Cable Loss (dB)	Preamp Gain (dB)	Read Level (dBμV)	Emission Level (dBμV/m)	Limits (dBμV/m)	Margin (dB)	Detector
@ 2442.000	28.36	5.80	39.93	109.69	103.92	---	---	Peak
2483.500	28.47	5.87	39.92	66.91	61.33	74.00	12.67	Peak
2484.400	28.47	5.87	39.92	68.61	63.03	74.00	10.97	Peak

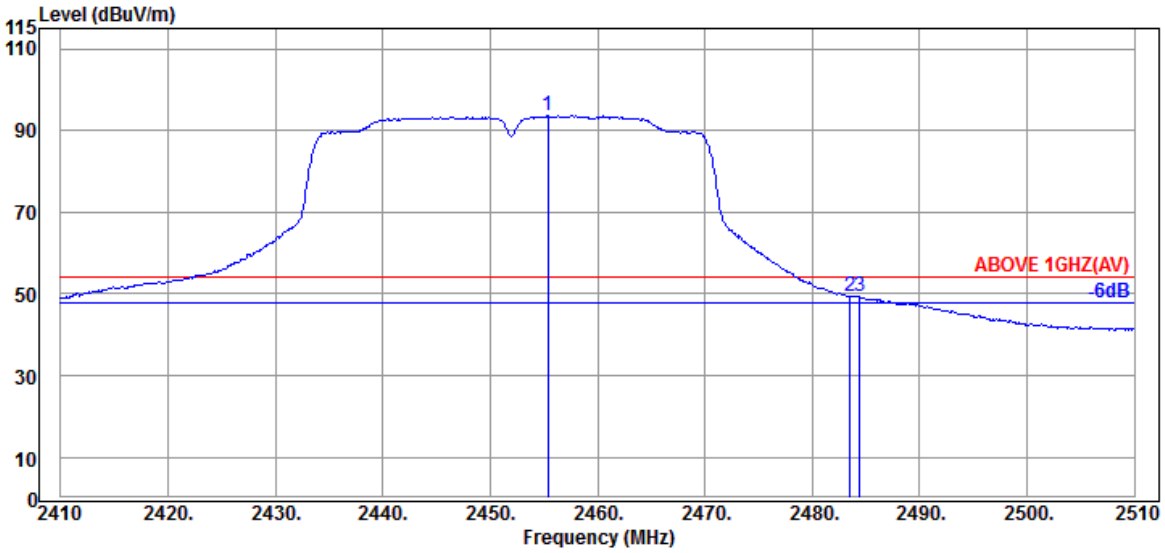

Antenna at Vertical Polarization

Emission Frequency (MHz)	Antenna Factor (dB/m)	Cable Loss (dB)	Preamp Gain (dB)	Read Level (dBμV)	Emission Level (dBμV/m)	Limits (dBμV/m)	Margin (dB)	Detector
@ 2455.400	28.41	5.83	39.92	99.20	93.52	---	---	Average
2483.500	28.47	5.87	39.92	55.07	49.49	54.00	4.51	Average
2484.400	28.47	5.87	39.92	55.08	49.50	54.00	4.50	Average

Remark: The "@" means fundamental frequency, it is ignored in this section.

This test report may be reproduced in full only. The document may only be updated by Audix Technology Corp. personnel. Any changes will be noted in the Document History section of the report.

Audix Technology Corp.
No. 491, Zhongfu Rd., Linkou Dist.,
New Taipei City244, Taiwan
Tel: +886 2 26099301
Fax: +886 2 26099303

Mode	802.11n-HT40	Frequency	TX 2457MHz

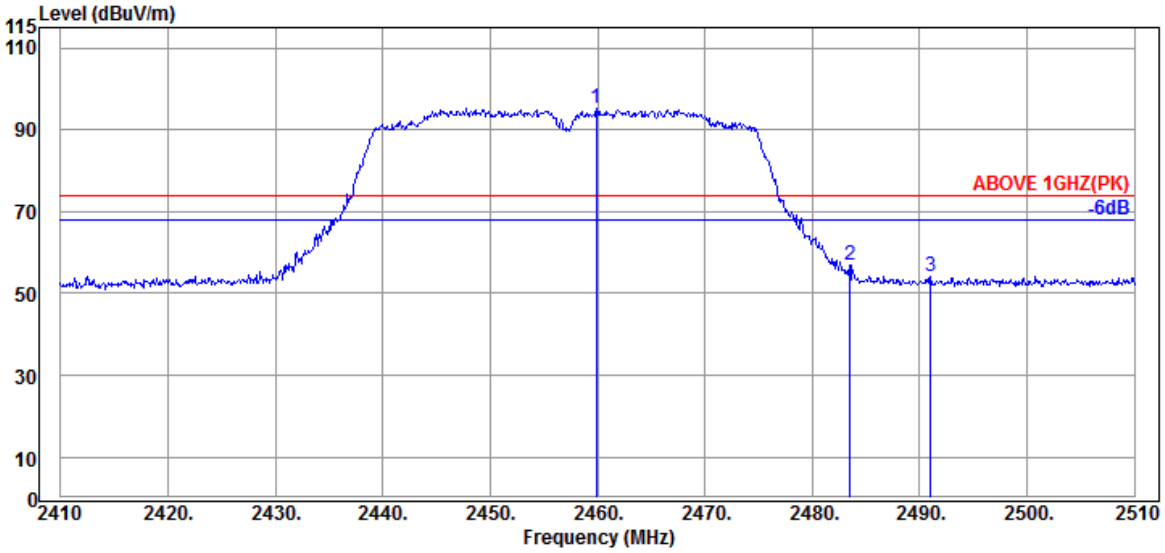

Antenna at Horizontal Polarization

Emission Frequency (MHz)	Antenna Factor (dB/m)	Cable Loss (dB)	Preamp Gain (dB)	Read Level (dBμV)	Emission Level (dBμV/m)	Limits (dBμV/m)	Margin (dB)	Detector
@ 2459.900	28.41	5.83	39.92	100.85	95.17	---	---	Peak
2483.500	28.47	5.87	39.92	62.67	57.09	74.00	16.91	Peak
2491.000	28.49	5.88	39.92	59.73	54.18	74.00	19.82	Peak

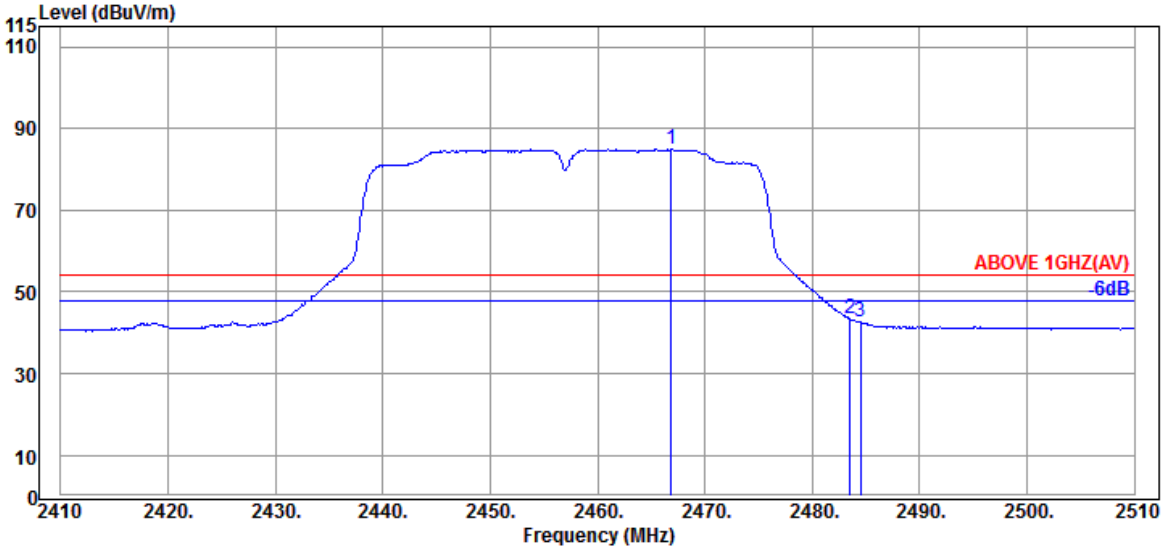

Antenna at Horizontal Polarization

Emission Frequency (MHz)	Antenna Factor (dB/m)	Cable Loss (dB)	Preamp Gain (dB)	Read Level (dBμV)	Emission Level (dBμV/m)	Limits (dBμV/m)	Margin (dB)	Detector
@ 2466.900	28.43	5.84	39.92	90.58	84.93	---	---	Average
2483.500	28.47	5.87	39.92	49.01	43.43	54.00	10.57	Average
2484.500	28.47	5.87	39.92	48.12	42.54	54.00	11.46	Average

Remark: The "@" means fundamental frequency, it is ignored in this section.

This test report may be reproduced in full only. The document may only be updated by Audix Technology Corp. personnel. Any changes will be noted in the Document History section of the report.

Audix Technology Corp.
No. 491, Zhongfu Rd., Linkou Dist.,
New Taipei City244, Taiwan
Tel: +886 2 26099301
Fax: +886 2 26099303

Mode	802.11n-HT40	Frequency	TX 2457MHz

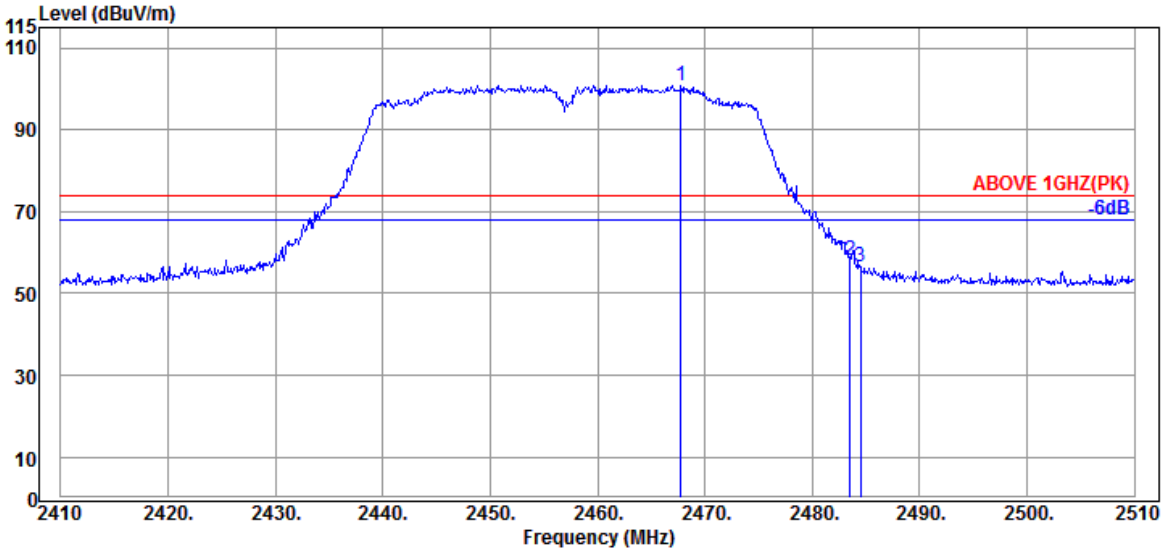

Antenna at Vertical Polarization

Emission Frequency (MHz)	Antenna Factor (dB/m)	Cable Loss (dB)	Preamp Gain (dB)	Read Level (dBμV)	Emission Level (dBμV/m)	Limits (dBμV/m)	Margin (dB)	Detector
@ 2467.800	28.44	5.85	39.92	106.41	100.78	---	---	Peak
2483.500	28.47	5.87	39.92	63.49	57.91	74.00	16.09	Peak
2484.500	28.47	5.87	39.92	62.21	56.63	74.00	17.37	Peak

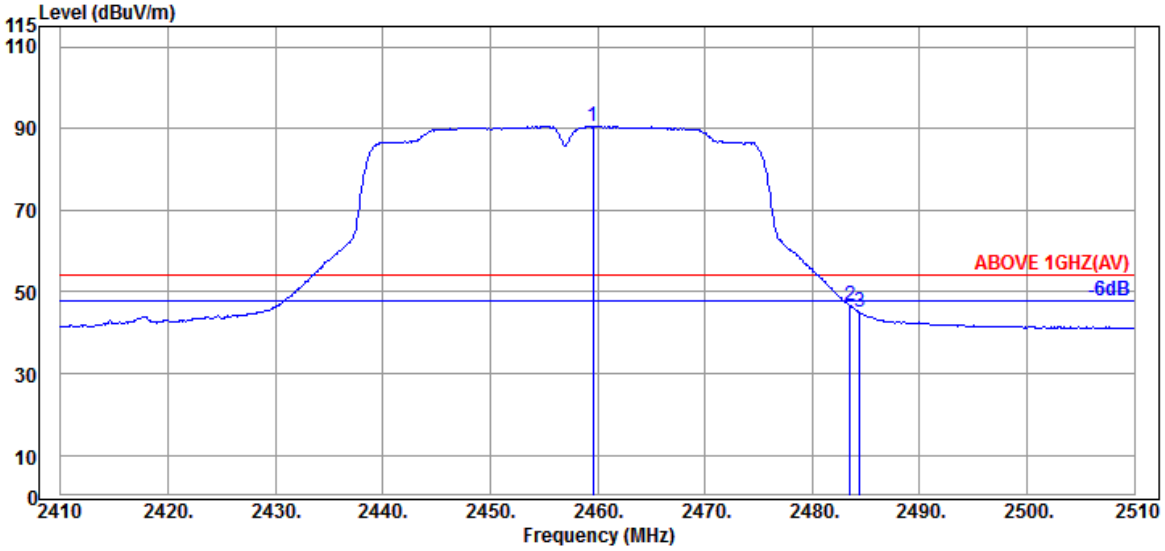

Antenna at Vertical Polarization

Emission Frequency (MHz)	Antenna Factor (dB/m)	Cable Loss (dB)	Preamp Gain (dB)	Read Level (dBμV)	Emission Level (dBμV/m)	Limits (dBμV/m)	Margin (dB)	Detector
@ 2459.600	28.41	5.83	39.92	96.17	90.49	---	---	Average
2483.500	28.47	5.87	39.92	52.31	46.73	54.00	7.27	Average
2484.400	28.47	5.87	39.92	50.58	45.00	54.00	9.00	Average

Remark: The "@" means fundamental frequency, it is ignored in this section.

This test report may be reproduced in full only. The document may only be updated by Audix Technology Corp. personnel. Any changes will be noted in the Document History section of the report.

Audix Technology Corp.
No. 491, Zhongfu Rd., Linkou Dist.,
New Taipei City244, Taiwan
Tel: +886 2 26099301
Fax: +886 2 26099303

Mode	802.11n-HT40	Frequency	TX 2462MHz

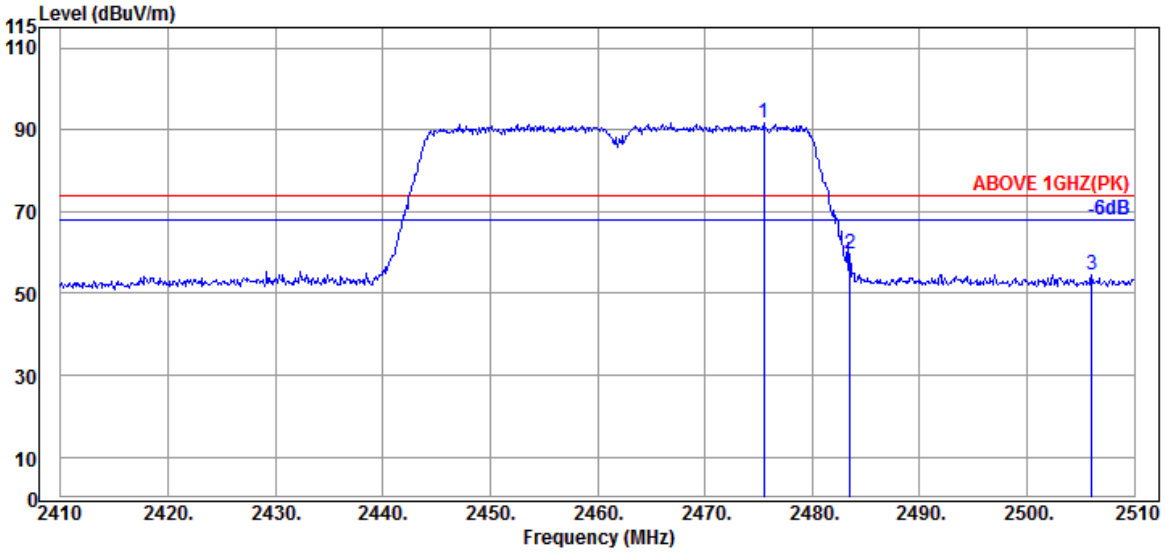

Antenna at Horizontal Polarization

Emission Frequency (MHz)	Antenna Factor (dB/m)	Cable Loss (dB)	Preamp Gain (dB)	Read Level (dBμV)	Emission Level (dBμV/m)	Limits (dBμV/m)	Margin (dB)	Detector
@ 2475.500	28.46	5.86	39.92	97.26	91.66	---	---	Peak
2483.500	28.47	5.87	39.92	65.34	59.76	74.00	14.24	Peak
2506.000	28.54	5.91	39.92	60.17	54.70	74.00	19.30	Peak

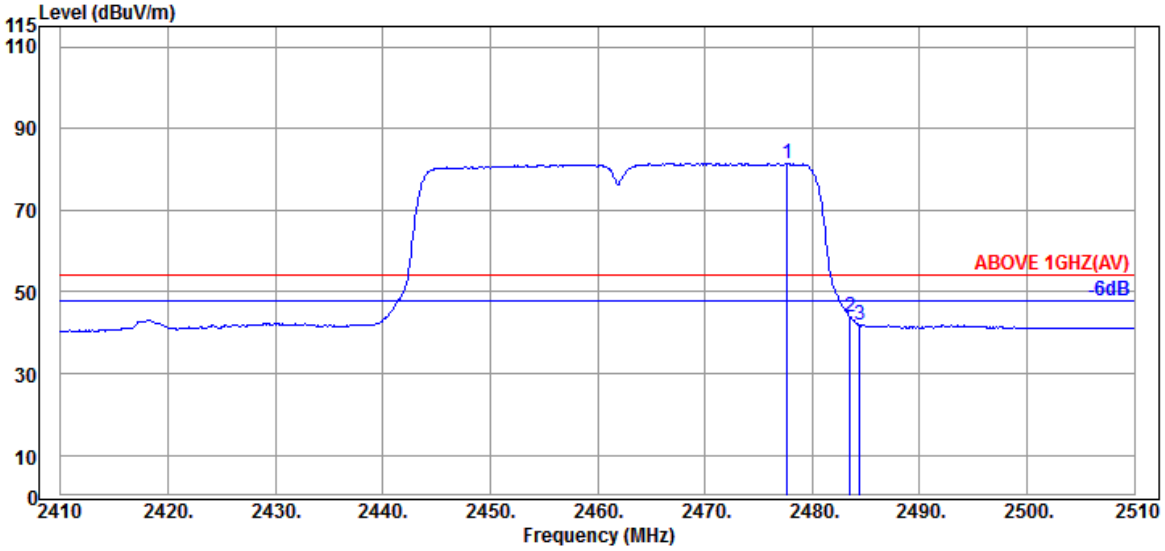

Antenna at Horizontal Polarization

Emission Frequency (MHz)	Antenna Factor (dB/m)	Cable Loss (dB)	Preamp Gain (dB)	Read Level (dBμV)	Emission Level (dBμV/m)	Limits (dBμV/m)	Margin (dB)	Detector
@ 2477.700	28.46	5.86	39.92	87.09	81.49	---	---	Average
2483.500	28.47	5.87	39.92	49.61	44.03	54.00	9.97	Average
2484.400	28.47	5.87	39.92	47.49	41.91	54.00	12.09	Average

Remark: The "@" means fundamental frequency, it is ignored in this section.

This test report may be reproduced in full only. The document may only be updated by Audix Technology Corp. personnel. Any changes will be noted in the Document History section of the report.

Audix Technology Corp.
No. 491, Zhongfu Rd., Linkou Dist.,
New Taipei City244, Taiwan
Tel: +886 2 26099301
Fax: +886 2 26099303

Mode	802.11n-HT40	Frequency	TX 2462MHz

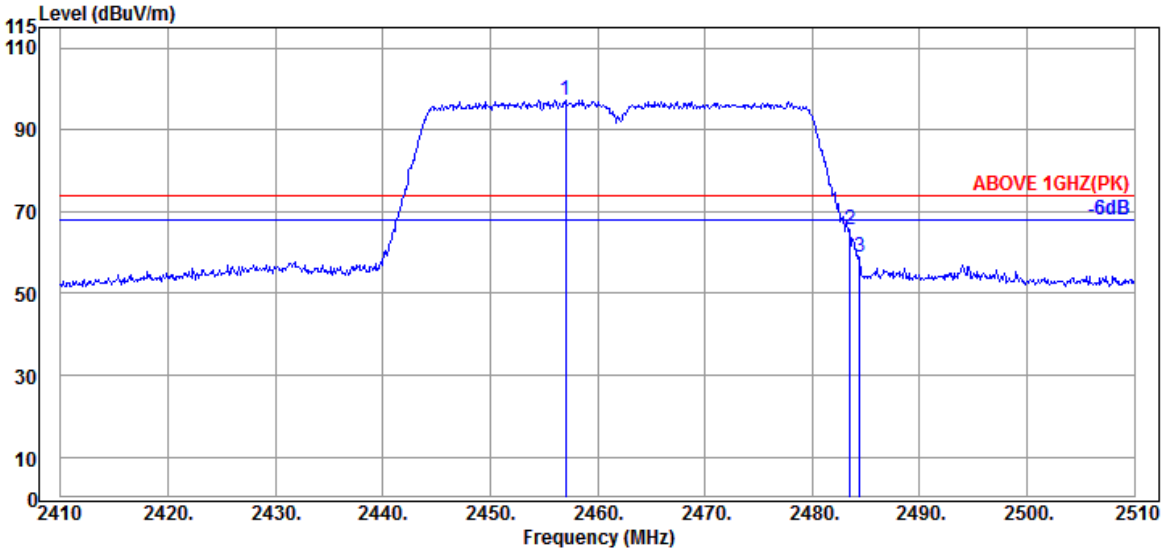

Antenna at Vertical Polarization

Emission Frequency (MHz)	Antenna Factor (dB/m)	Cable Loss (dB)	Preamp Gain (dB)	Read Level (dBμV)	Emission Level (dBμV/m)	Limits (dBμV/m)	Margin (dB)	Detector
@ 2457.000	28.41	5.83	39.92	103.01	97.33	---	---	Peak
2483.500	28.47	5.87	39.92	71.24	65.66	74.00	8.34	Peak
2484.400	28.47	5.87	39.92	64.32	58.74	74.00	15.26	Peak

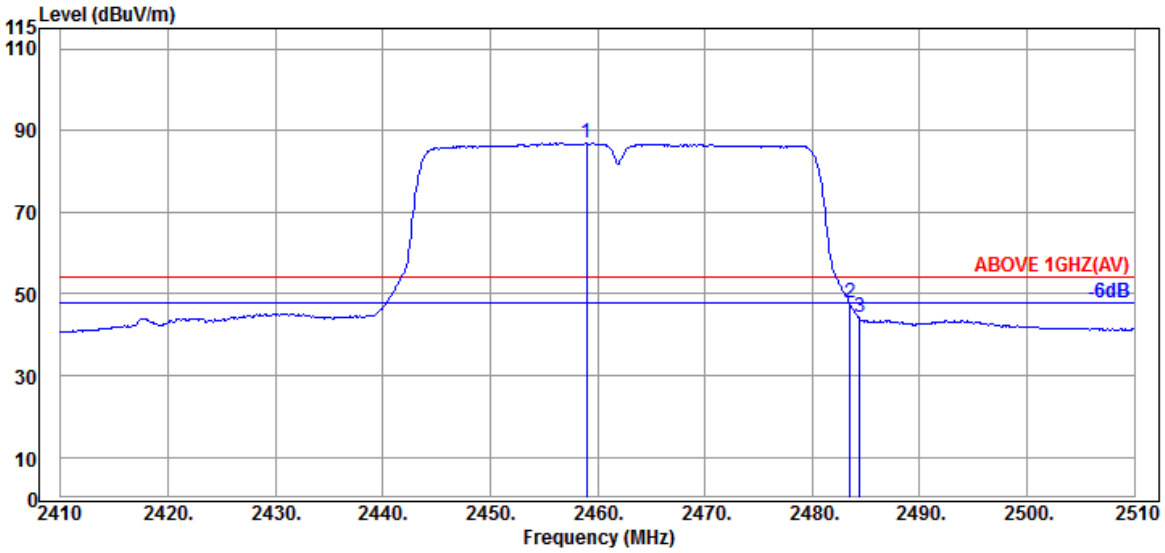

Antenna at Vertical Polarization

Emission Frequency (MHz)	Antenna Factor (dB/m)	Cable Loss (dB)	Preamp Gain (dB)	Read Level (dBμV)	Emission Level (dBμV/m)	Limits (dBμV/m)	Margin (dB)	Detector
@ 2459.000	28.41	5.83	39.92	92.55	86.87	---	---	Average
2483.500	28.47	5.87	39.92	53.29	47.71	54.00	6.29	Average
2484.400	28.47	5.87	39.92	49.68	44.10	54.00	9.90	Average

Remark: The "@" means fundamental frequency, it is ignored in this section.

This test report may be reproduced in full only. The document may only be updated by Audix Technology Corp. personnel. Any changes will be noted in the Document History section of the report.

Audix Technology Corp.
No. 491, Zhongfu Rd., Linkou Dist.,
New Taipei City244, Taiwan
Tel: +886 2 26099301
Fax: +886 2 26099303

Mode	802.11ax-HE20	Frequency	TX 2412MHz

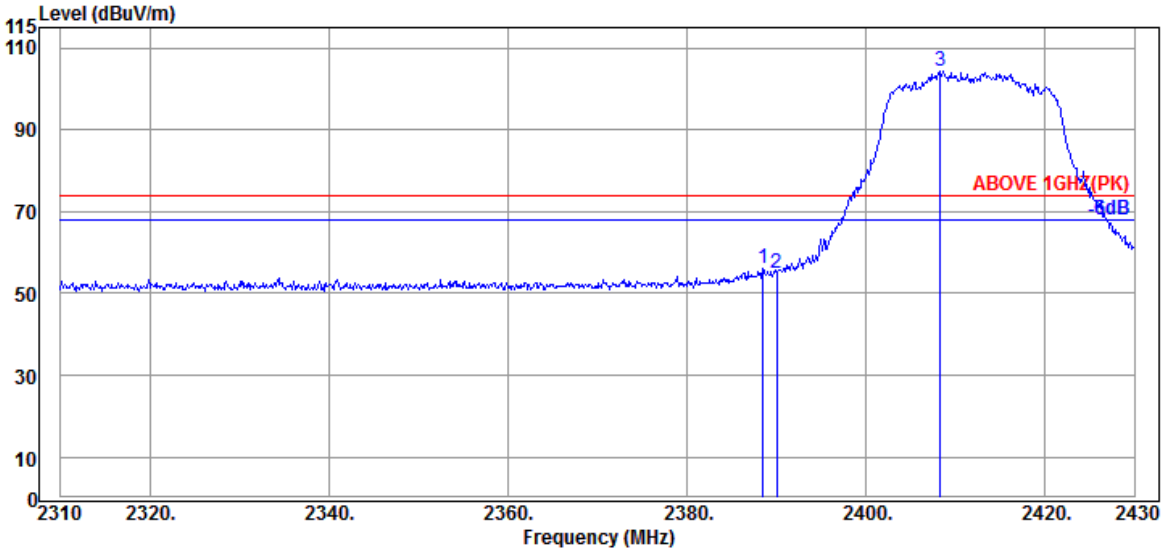

Antenna at Horizontal Polarization

Emission Frequency (MHz)	Antenna Factor (dB/m)	Cable Loss (dB)	Preamp Gain (dB)	Read Level (dBμV)	Emission Level (dBμV/m)	Limits (dBμV/m)	Margin (dB)	Detector
2388.480	28.21	5.72	39.93	61.95	55.95	74.00	18.05	Peak
2390.040	28.21	5.72	39.93	60.91	54.91	74.00	19.09	Peak
@ 2408.280	28.14	5.75	39.93	110.46	104.42	---	---	Peak

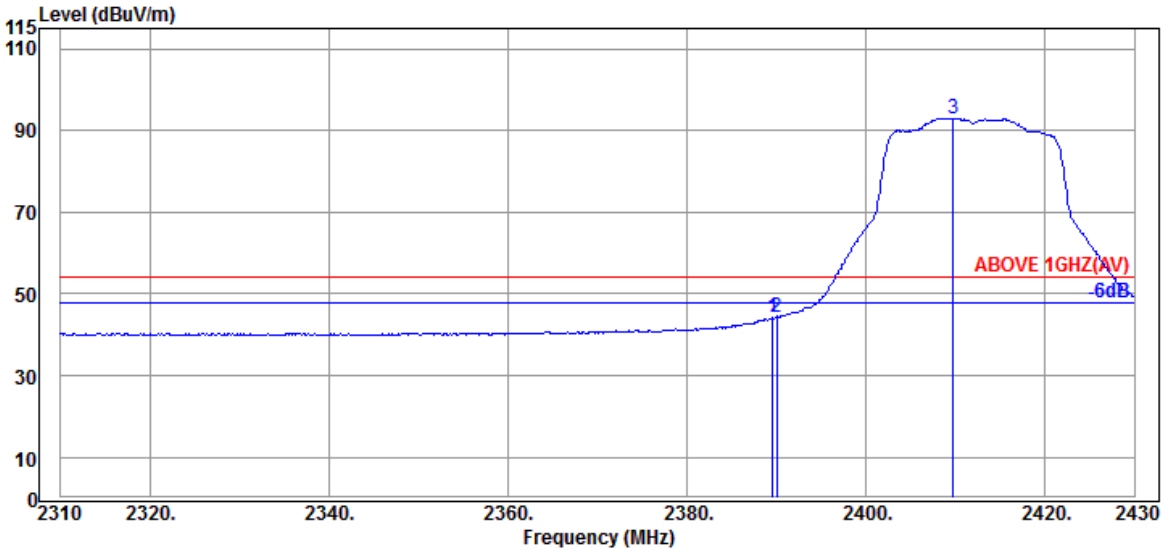

Antenna at Horizontal Polarization

Emission Frequency (MHz)	Antenna Factor (dB/m)	Cable Loss (dB)	Preamp Gain (dB)	Read Level (dBμV)	Emission Level (dBμV/m)	Limits (dBμV/m)	Margin (dB)	Detector
2389.560	28.21	5.72	39.93	50.19	44.19	54.00	9.81	Average
2390.040	28.21	5.72	39.93	50.46	44.46	54.00	9.54	Average
@ 2409.720	28.14	5.75	39.93	99.07	93.03	---	---	Average

Remark: The "@" means fundamental frequency, it is ignored in this section.

This test report may be reproduced in full only. The document may only be updated by Audix Technology Corp. personnel. Any changes will be noted in the Document History section of the report.

Audix Technology Corp.
No. 491, Zhongfu Rd., Linkou Dist.,
New Taipei City244, Taiwan
Tel: +886 2 26099301
Fax: +886 2 26099303

Mode	802.11ax-HE20	Frequency	TX 2412MHz

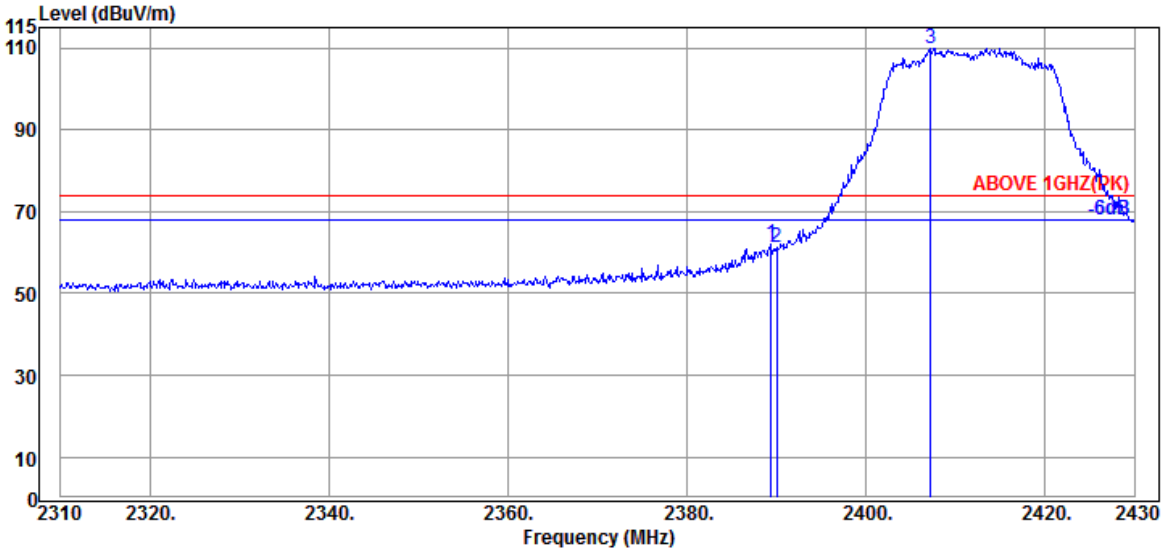

Antenna at Vertical Polarization

Emission Frequency (MHz)	Antenna Factor (dB/m)	Cable Loss (dB)	Preamp Gain (dB)	Read Level (dBμV)	Emission Level (dBμV/m)	Limits (dBμV/m)	Margin (dB)	Detector
2389.440	28.21	5.72	39.93	68.16	62.16	74.00	11.84	Peak
2390.040	28.21	5.72	39.93	67.32	61.32	74.00	12.68	Peak
@ 2407.200	28.14	5.75	39.93	115.92	109.88	---	---	Peak

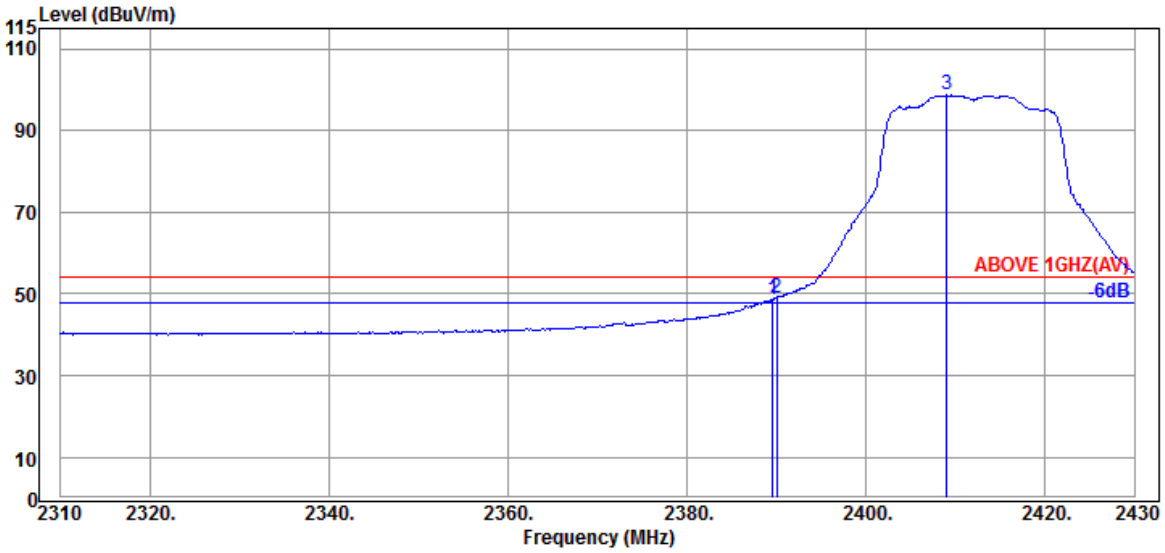

Antenna at Vertical Polarization

Emission Frequency (MHz)	Antenna Factor (dB/m)	Cable Loss (dB)	Preamp Gain (dB)	Read Level (dBμV)	Emission Level (dBμV/m)	Limits (dBμV/m)	Margin (dB)	Detector
2389.560	28.21	5.72	39.93	54.75	48.75	54.00	5.25	Average
2390.040	28.21	5.72	39.93	55.00	49.00	54.00	5.00	Average
@ 2409.000	28.14	5.75	39.93	104.69	98.65	---	---	Average

Remark: The "@" means fundamental frequency, it is ignored in this section.

This test report may be reproduced in full only. The document may only be updated by Audix Technology Corp. personnel. Any changes will be noted in the Document History section of the report.

Audix Technology Corp.
No. 491, Zhongfu Rd., Linkou Dist.,
New Taipei City244, Taiwan
Tel: +886 2 26099301
Fax: +886 2 26099303

Mode	802.11ax-HE20	Frequency	TX 2417MHz

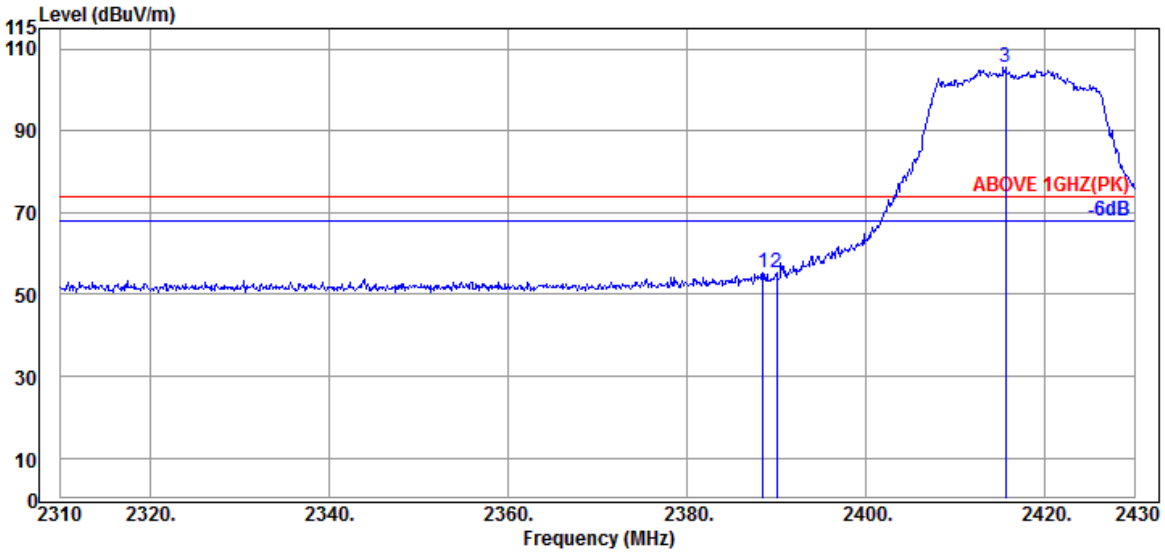

Antenna at Horizontal Polarization

Emission Frequency (MHz)	Antenna Factor (dB/m)	Cable Loss (dB)	Preamp Gain (dB)	Read Level (dBμV)	Emission Level (dBμV/m)	Limits (dBμV/m)	Margin (dB)	Detector
2388.480	28.21	5.72	39.93	61.18	55.18	74.00	18.82	Peak
2390.040	28.21	5.72	39.93	61.29	55.29	74.00	18.71	Peak
@ 2415.600	28.19	5.76	39.93	111.53	105.55	---	---	Peak

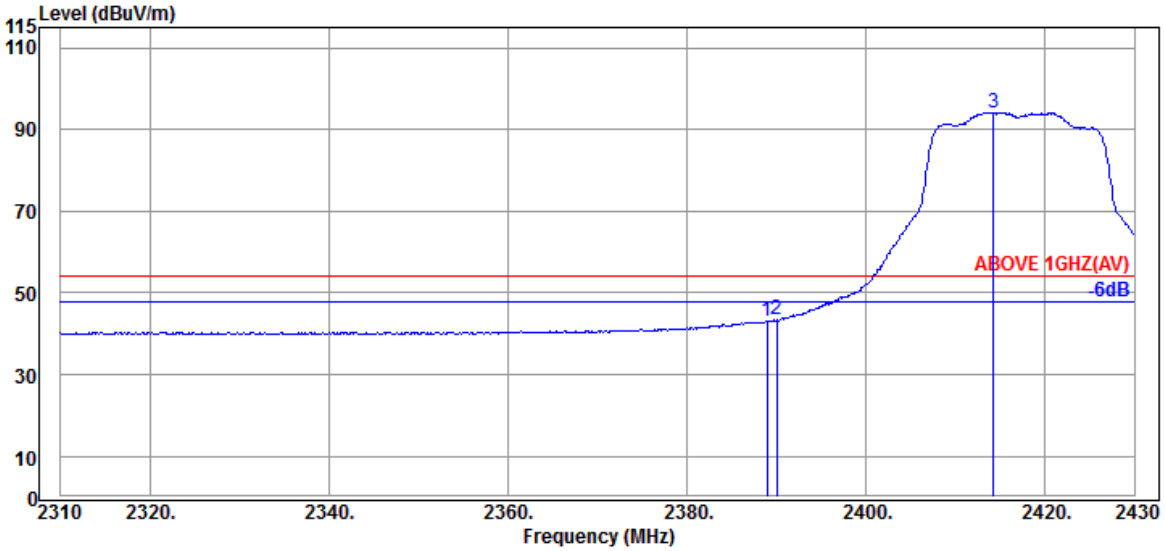

Antenna at Horizontal Polarization

Emission Frequency (MHz)	Antenna Factor (dB/m)	Cable Loss (dB)	Preamp Gain (dB)	Read Level (dBμV)	Emission Level (dBμV/m)	Limits (dBμV/m)	Margin (dB)	Detector
2388.960	28.21	5.72	39.93	49.15	43.15	54.00	10.85	Average
2390.040	28.21	5.72	39.93	49.39	43.39	54.00	10.61	Average
@ 2414.280	28.19	5.76	39.93	100.23	94.25	---	---	Average

Remark: The "@" means fundamental frequency, it is ignored in this section.

This test report may be reproduced in full only. The document may only be updated by Audix Technology Corp. personnel. Any changes will be noted in the Document History section of the report.

Audix Technology Corp.
No. 491, Zhongfu Rd., Linkou Dist.,
New Taipei City244, Taiwan
Tel: +886 2 26099301
Fax: +886 2 26099303

Mode	802.11ax-HE20	Frequency	TX 2417MHz

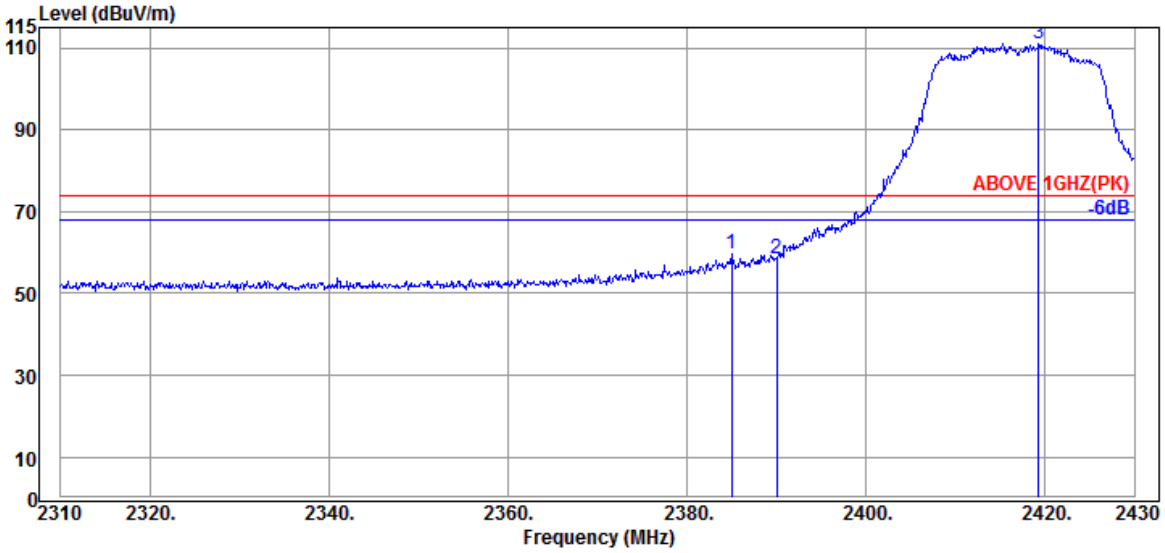

Antenna at Vertical Polarization

	Emission Frequency (MHz)	Antenna Factor (dB/m)	Cable Loss (dB)	Preamp Gain (dB)	Read Level (dBμV)	Emission Level (dBμV/m)	Limits (dBμV/m)	Margin (dB)	Detector
	2385.000	28.21	5.72	39.93	65.58	59.58	74.00	14.42	Peak
	2390.040	28.21	5.72	39.93	64.55	58.55	74.00	15.45	Peak
@	2419.320	28.23	5.77	39.93	116.97	111.04	---	---	Peak

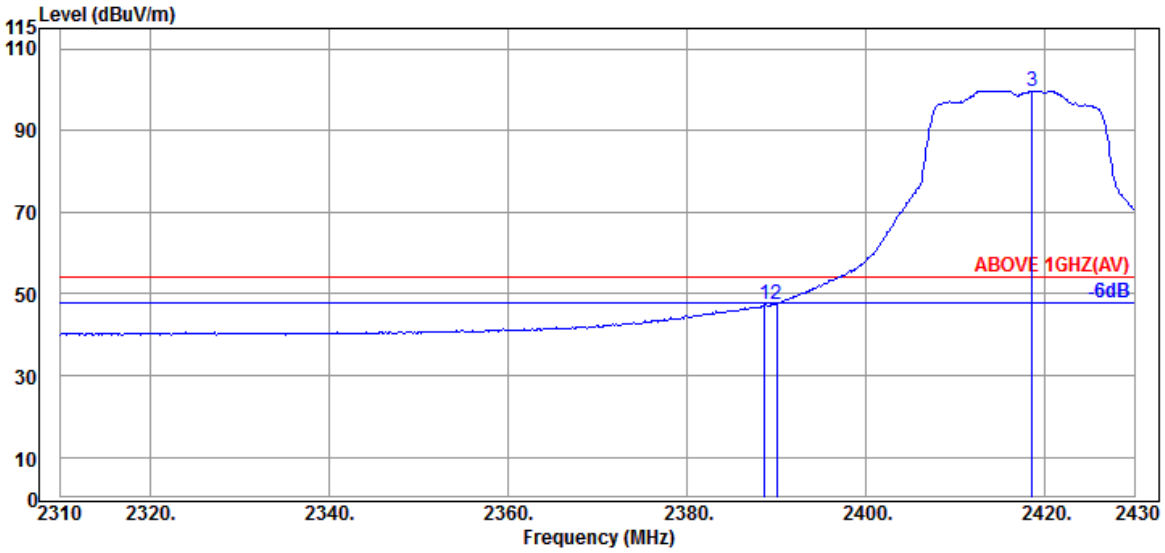

Antenna at Vertical Polarization

	Emission Frequency (MHz)	Antenna Factor (dB/m)	Cable Loss (dB)	Preamp Gain (dB)	Read Level (dBμV)	Emission Level (dBμV/m)	Limits (dBμV/m)	Margin (dB)	Detector
	2388.720	28.21	5.72	39.93	53.43	47.43	54.00	6.57	Average
	2390.040	28.21	5.72	39.93	53.57	47.57	54.00	6.43	Average
@	2418.600	28.23	5.77	39.93	105.69	99.76	---	---	Average

Remark: The "@" means fundamental frequency, it is ignored in this section.

This test report may be reproduced in full only. The document may only be updated by Audix Technology Corp. personnel. Any changes will be noted in the Document History section of the report.

Audix Technology Corp.
No. 491, Zhongfu Rd., Linkou Dist.,
New Taipei City244, Taiwan
Tel: +886 2 26099301
Fax: +886 2 26099303

Mode	802.11ax-HE20	Frequency	TX 2422MHz

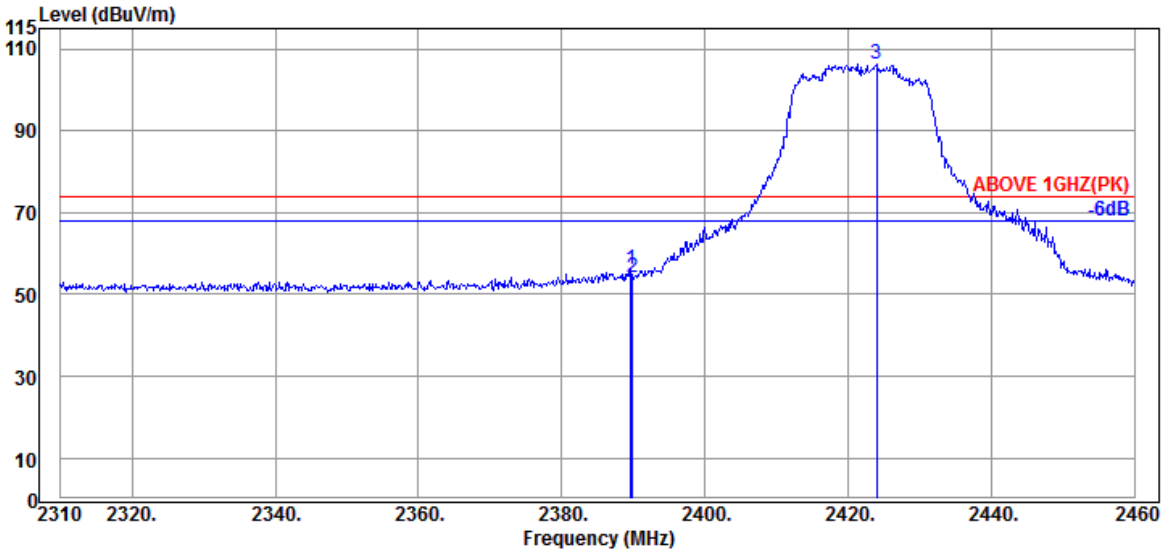

Antenna at Horizontal Polarization

Emission Frequency (MHz)	Antenna Factor (dB/m)	Cable Loss (dB)	Preamp Gain (dB)	Read Level (dBμV)	Emission Level (dBμV/m)	Limits (dBμV/m)	Margin (dB)	Detector
2389.650	28.21	5.72	39.93	62.20	56.20	74.00	17.80	Peak
2389.950	28.21	5.72	39.93	60.19	54.19	74.00	19.81	Peak
@ 2424.000	28.23	5.77	39.93	112.32	106.39	---	---	Peak

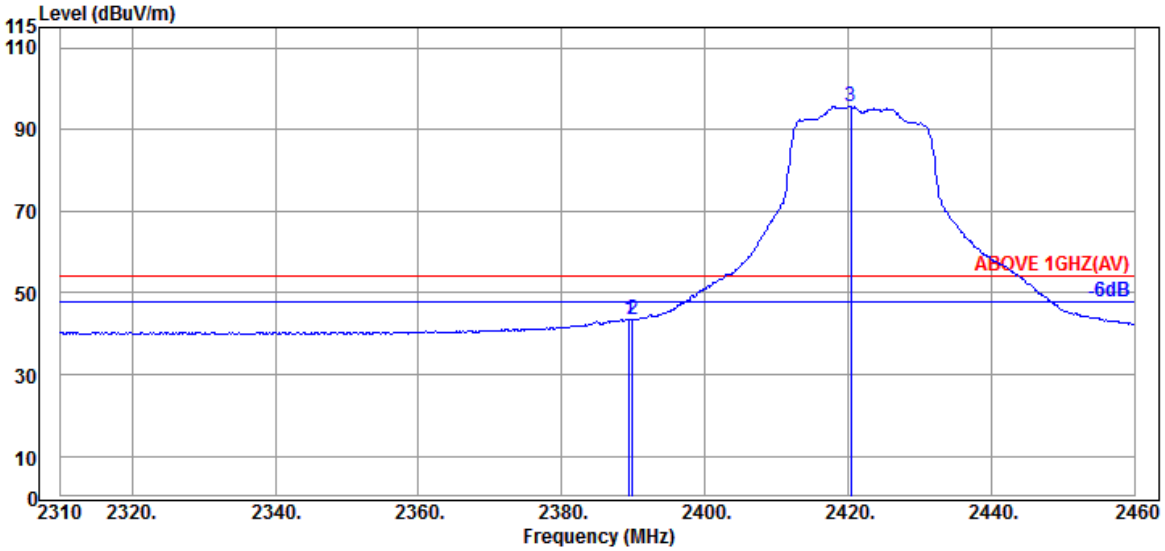

Antenna at Horizontal Polarization

Emission Frequency (MHz)	Antenna Factor (dB/m)	Cable Loss (dB)	Preamp Gain (dB)	Read Level (dBμV)	Emission Level (dBμV/m)	Limits (dBμV/m)	Margin (dB)	Detector
2389.500	28.21	5.72	39.93	49.66	43.66	54.00	10.34	Average
2389.950	28.21	5.72	39.93	49.42	43.42	54.00	10.58	Average
@ 2420.400	28.23	5.77	39.93	101.56	95.63	---	---	Average

Remark: The "@" means fundamental frequency, it is ignored in this section.

This test report may be reproduced in full only. The document may only be updated by Audix Technology Corp. personnel. Any changes will be noted in the Document History section of the report.

Audix Technology Corp.
No. 491, Zhongfu Rd., Linkou Dist.,
New Taipei City244, Taiwan
Tel: +886 2 26099301
Fax: +886 2 26099303

Mode	802.11ax-HE20	Frequency	TX 2422MHz

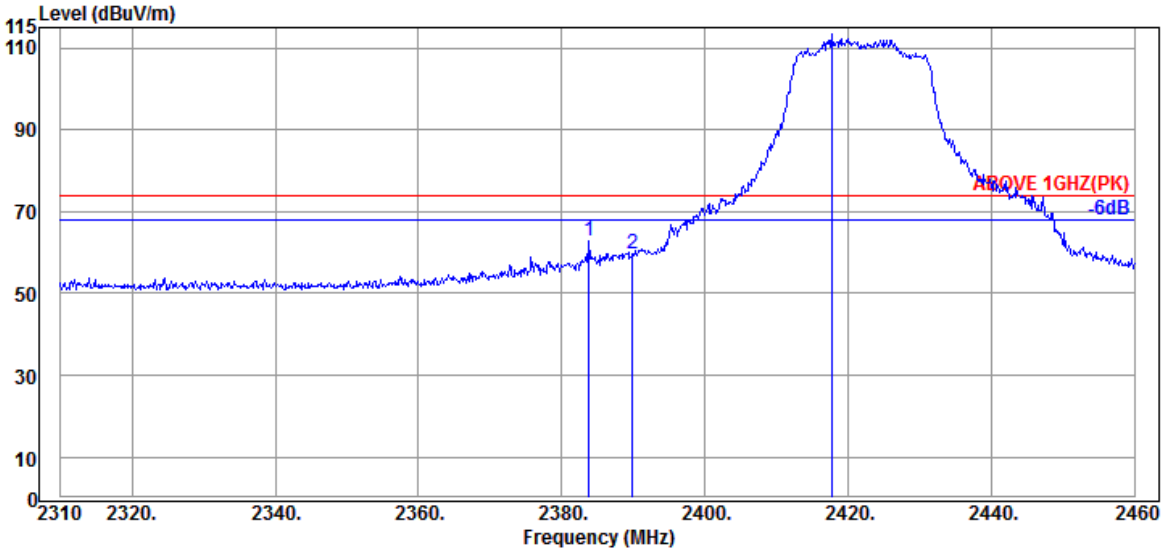

Antenna at Vertical Polarization

Emission Frequency (MHz)	Antenna Factor (dB/m)	Cable Loss (dB)	Preamp Gain (dB)	Read Level (dBμV)	Emission Level (dBμV/m)	Limits (dBμV/m)	Margin (dB)	Detector
2383.800	28.21	5.72	39.93	68.68	62.68	74.00	11.32	Peak
2389.950	28.21	5.72	39.93	65.70	59.70	74.00	14.30	Peak
@ 2417.700	28.19	5.76	39.93	119.43	113.45	---	---	Peak

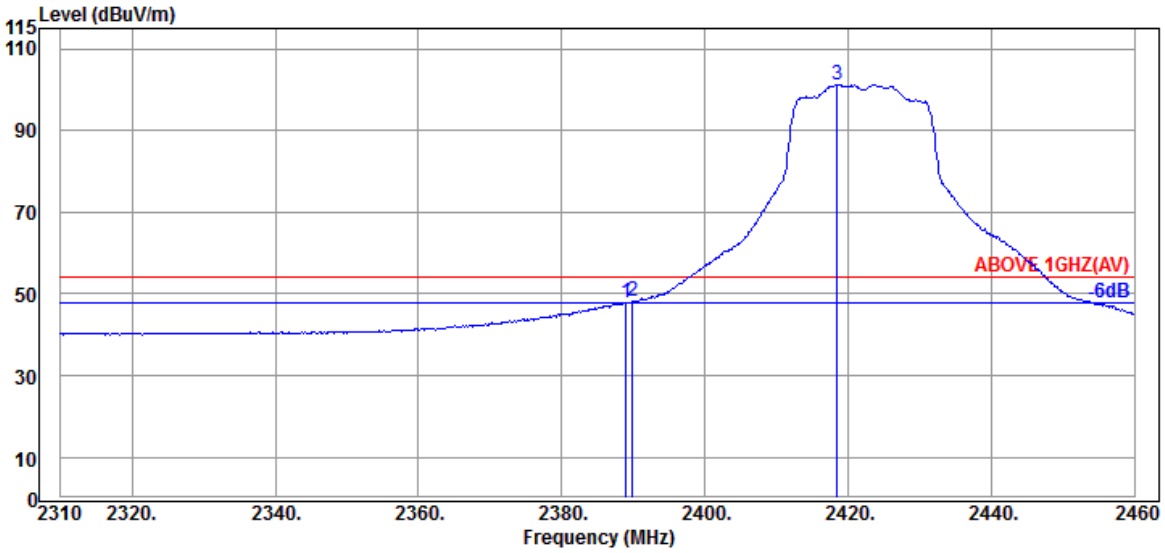

Antenna at Vertical Polarization

Emission Frequency (MHz)	Antenna Factor (dB/m)	Cable Loss (dB)	Preamp Gain (dB)	Read Level (dBμV)	Emission Level (dBμV/m)	Limits (dBμV/m)	Margin (dB)	Detector
2389.050	28.21	5.72	39.93	53.98	47.98	54.00	6.02	Average
2389.950	28.21	5.72	39.93	54.25	48.25	54.00	5.75	Average
@ 2418.450	28.23	5.77	39.93	107.15	101.22	---	---	Average

Remark: The "@" means fundamental frequency, it is ignored in this section.

This test report may be reproduced in full only. The document may only be updated by Audix Technology Corp. personnel. Any changes will be noted in the Document History section of the report.

Audix Technology Corp.
No. 491, Zhongfu Rd., Linkou Dist.,
New Taipei City244, Taiwan
Tel: +886 2 26099301
Fax: +886 2 26099303

Mode	802.11ax-HE20	Frequency	TX 2457MHz

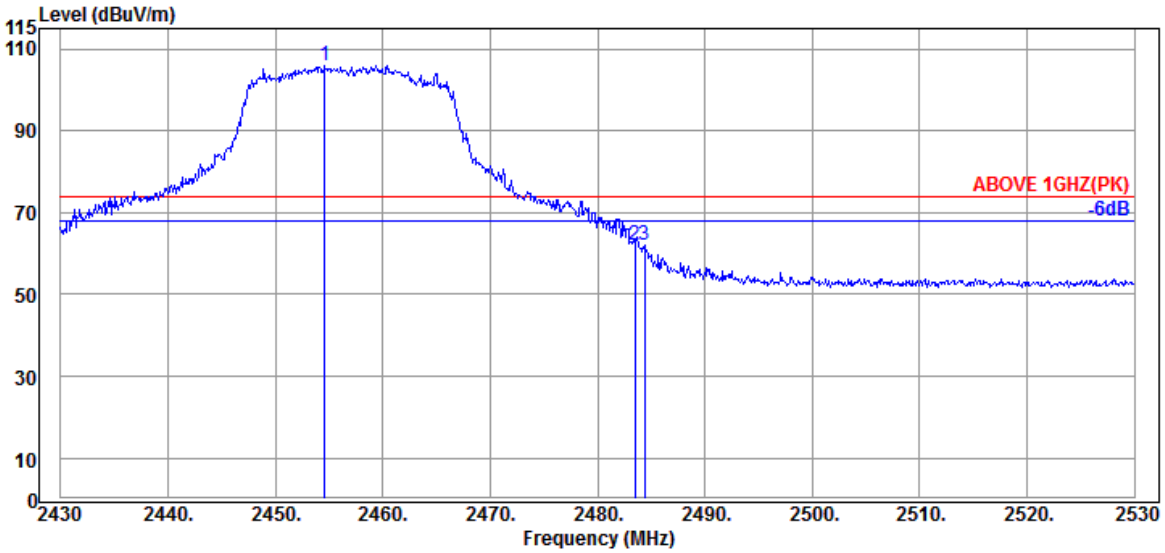

Antenna at Horizontal Polarization

Emission Frequency (MHz)	Antenna Factor (dB/m)	Cable Loss (dB)	Preamp Gain (dB)	Read Level (dBμV)	Emission Level (dBμV/m)	Limits (dBμV/m)	Margin (dB)	Detector
@ 2454.600	28.41	5.83	39.92	111.69	106.01	---	---	Peak
2483.500	28.47	5.87	39.92	67.64	62.06	74.00	11.94	Peak
2484.400	28.47	5.87	39.92	67.51	61.93	74.00	12.07	Peak

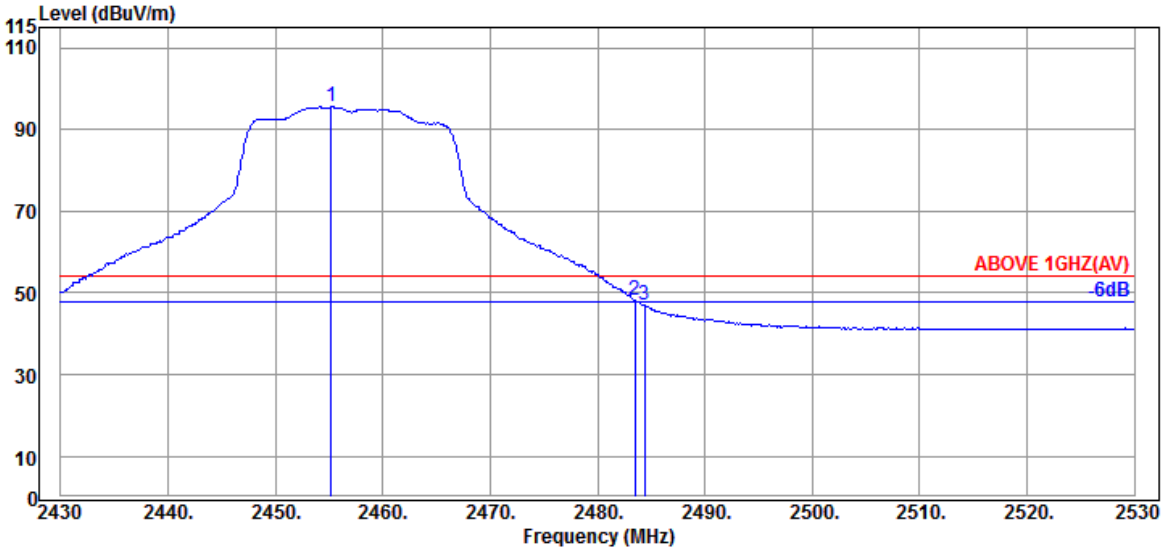

Antenna at Horizontal Polarization

Emission Frequency (MHz)	Antenna Factor (dB/m)	Cable Loss (dB)	Preamp Gain (dB)	Read Level (dBμV)	Emission Level (dBμV/m)	Limits (dBμV/m)	Margin (dB)	Detector
@ 2455.200	28.41	5.83	39.92	101.23	95.55	---	---	Average
2483.500	28.47	5.87	39.92	53.80	48.22	54.00	5.78	Average
2484.400	28.47	5.87	39.92	52.51	46.93	54.00	7.07	Average

Remark: The "@" means fundamental frequency, it is ignored in this section.

This test report may be reproduced in full only. The document may only be updated by Audix Technology Corp. personnel. Any changes will be noted in the Document History section of the report.

Audix Technology Corp.
No. 491, Zhongfu Rd., Linkou Dist.,
New Taipei City244, Taiwan
Tel: +886 2 26099301
Fax: +886 2 26099303

Mode	802.11ax-HE20	Frequency	TX 2457MHz

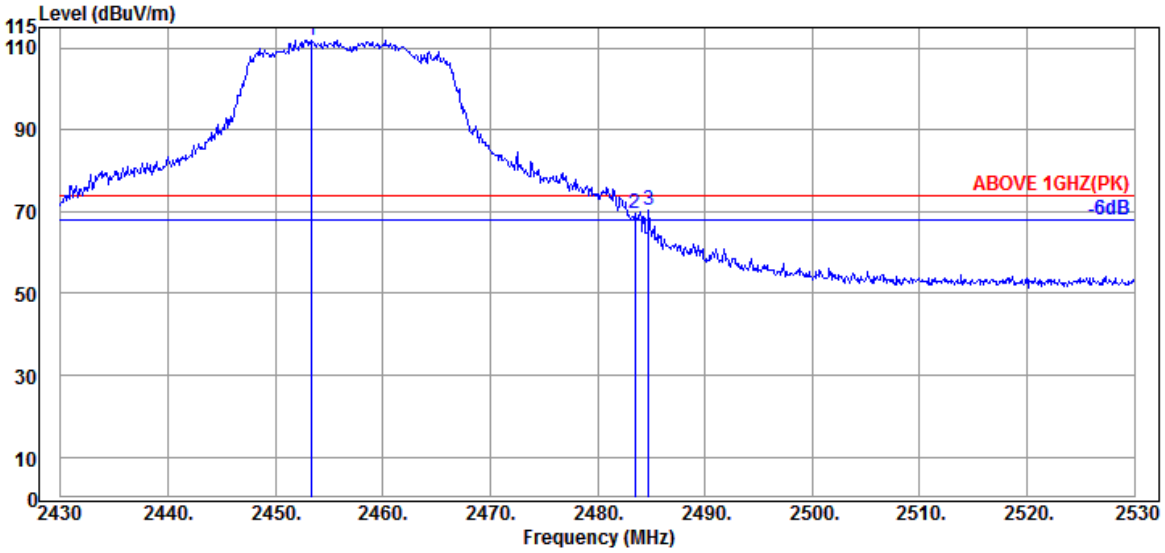

Antenna at Vertical Polarization

Emission Frequency (MHz)	Antenna Factor (dB/m)	Cable Loss (dB)	Preamp Gain (dB)	Read Level (dBμV)	Emission Level (dBμV/m)	Limits (dBμV/m)	Margin (dB)	Detector
@ 2453.400	28.41	5.83	39.92	117.68	112.00	---	---	Peak
2483.500	28.47	5.87	39.92	75.04	69.46	74.00	4.54	Peak
2484.800	28.47	5.87	39.92	76.01	70.43	74.00	3.57	Peak

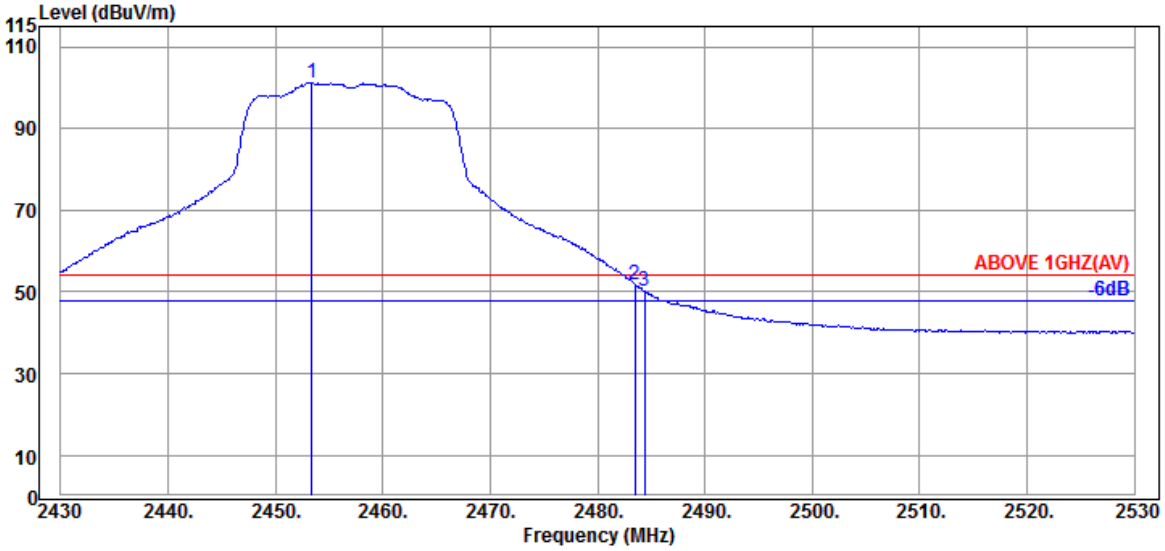

Antenna at Vertical Polarization

Emission Frequency (MHz)	Antenna Factor (dB/m)	Cable Loss (dB)	Preamp Gain (dB)	Read Level (dBμV)	Emission Level (dBμV/m)	Limits (dBμV/m)	Margin (dB)	Detector
@ 2453.400	28.41	5.83	39.92	106.86	101.18	---	---	Average
2483.500	28.47	5.87	39.92	57.40	51.82	54.00	2.18	Average
2484.400	28.47	5.87	39.92	55.69	50.11	54.00	3.89	Average

Remark: The "@" means fundamental frequency, it is ignored in this section.

This test report may be reproduced in full only. The document may only be updated by Audix Technology Corp. personnel. Any changes will be noted in the Document History section of the report.

Audix Technology Corp.
No. 491, Zhongfu Rd., Linkou Dist.,
New Taipei City244, Taiwan
Tel: +886 2 26099301
Fax: +886 2 26099303

Mode	802.11ax-HE20	Frequency	TX 2462MHz

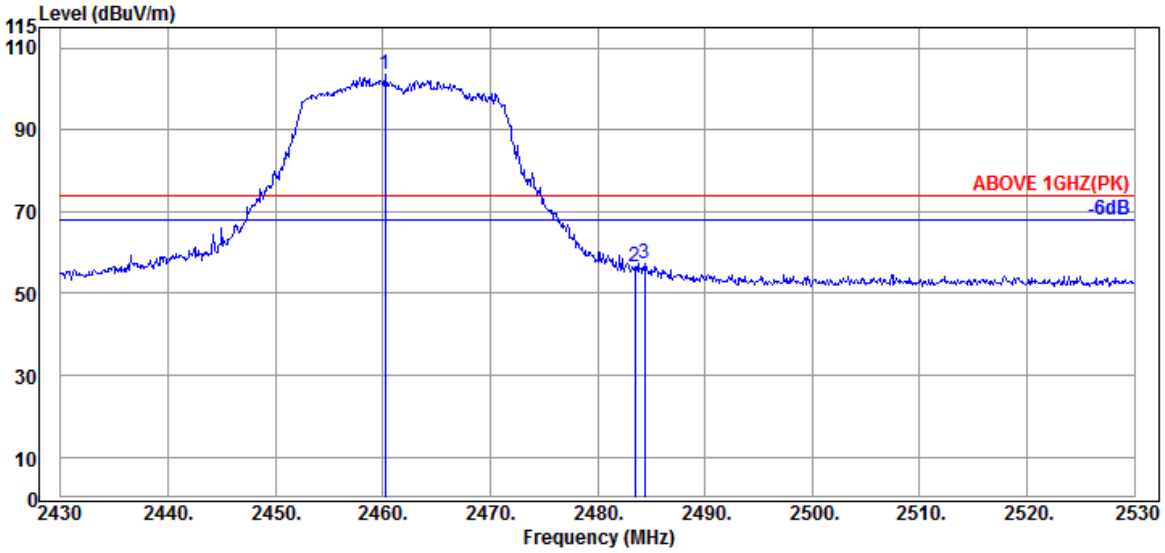

Antenna at Horizontal Polarization

Emission Frequency (MHz)	Antenna Factor (dB/m)	Cable Loss (dB)	Preamp Gain (dB)	Read Level (dBμV)	Emission Level (dBμV/m)	Limits (dBμV/m)	Margin (dB)	Detector
@ 2460.200	28.41	5.83	39.92	109.20	103.52	---	---	Peak
2483.500	28.47	5.87	39.92	61.90	56.32	74.00	17.68	Peak
2484.400	28.47	5.87	39.92	62.75	57.17	74.00	16.83	Peak

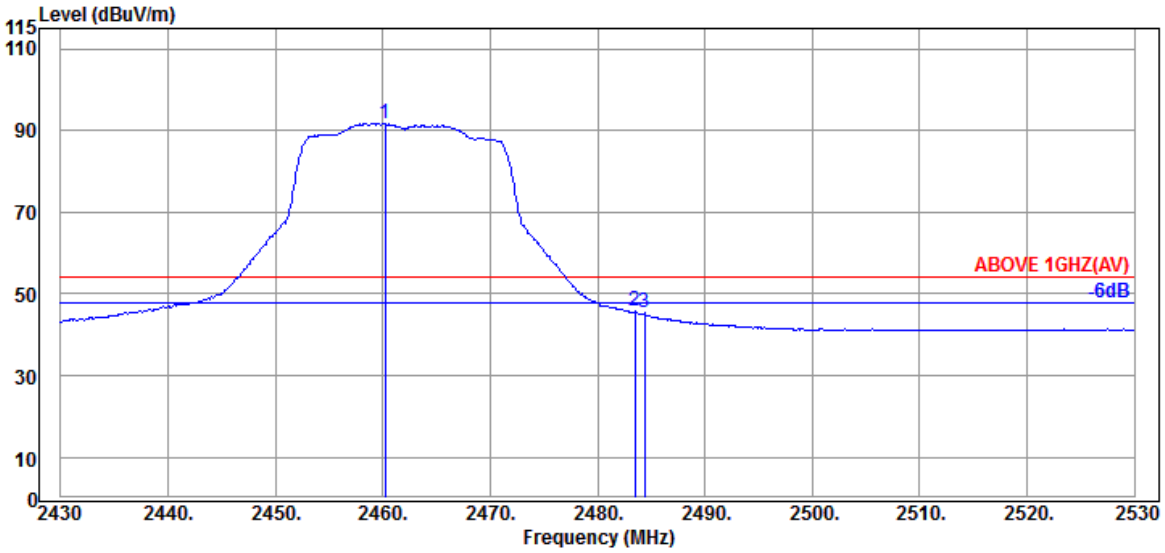

Antenna at Horizontal Polarization

Emission Frequency (MHz)	Antenna Factor (dB/m)	Cable Loss (dB)	Preamp Gain (dB)	Read Level (dBμV)	Emission Level (dBμV/m)	Limits (dBμV/m)	Margin (dB)	Detector
@ 2460.200	28.41	5.83	39.92	97.42	91.74	---	---	Average
2483.500	28.47	5.87	39.92	51.23	45.65	54.00	8.35	Average
2484.400	28.47	5.87	39.92	50.95	45.37	54.00	8.63	Average

Remark: The "@" means fundamental frequency, it is ignored in this section.

This test report may be reproduced in full only. The document may only be updated by Audix Technology Corp. personnel. Any changes will be noted in the Document History section of the report.

Audix Technology Corp.
No. 491, Zhongfu Rd., Linkou Dist.,
New Taipei City244, Taiwan
Tel: +886 2 26099301
Fax: +886 2 26099303

Mode	802.11ax-HE20	Frequency	TX 2462MHz

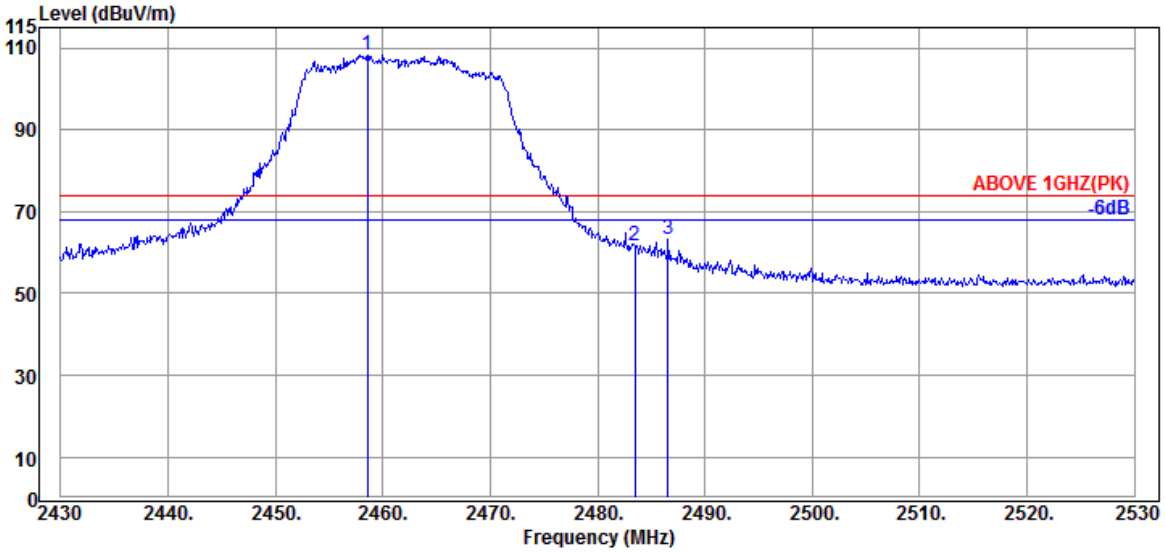

Antenna at Vertical Polarization

Emission Frequency (MHz)	Antenna Factor (dB/m)	Cable Loss (dB)	Preamp Gain (dB)	Read Level (dBμV)	Emission Level (dBμV/m)	Limits (dBμV/m)	Margin (dB)	Detector
@ 2458.600	28.41	5.83	39.92	114.01	108.33	---	---	Peak
2483.500	28.47	5.87	39.92	67.29	61.71	74.00	12.29	Peak
2486.600	28.47	5.87	39.92	68.68	63.10	74.00	10.90	Peak

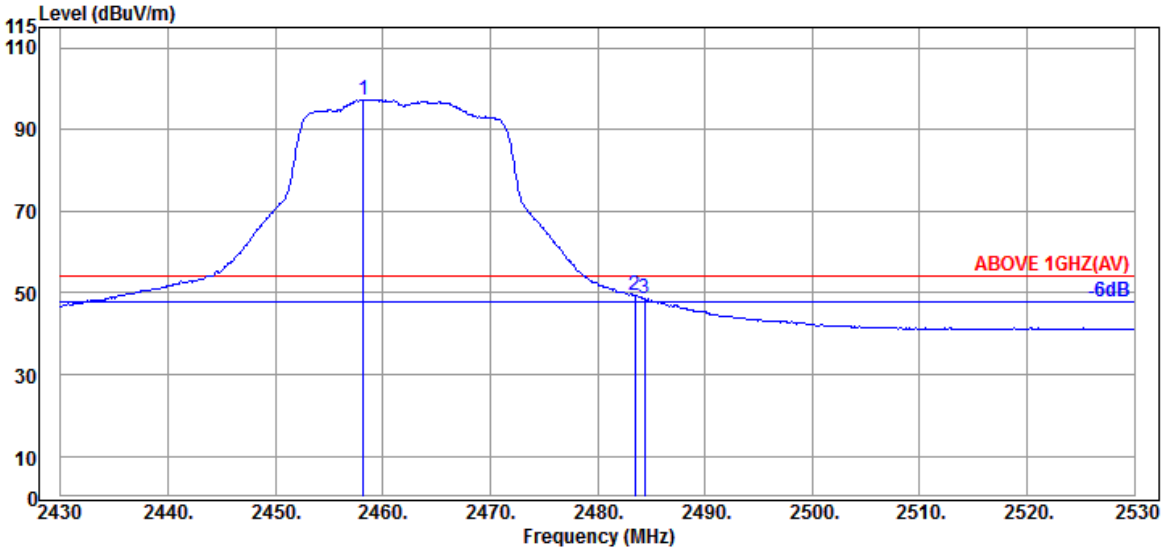

Antenna at Vertical Polarization

Emission Frequency (MHz)	Antenna Factor (dB/m)	Cable Loss (dB)	Preamp Gain (dB)	Read Level (dBμV)	Emission Level (dBμV/m)	Limits (dBμV/m)	Margin (dB)	Detector
@ 2458.200	28.41	5.83	39.92	102.94	97.26	---	---	Average
2483.500	28.47	5.87	39.92	54.84	49.26	54.00	4.74	Average
2484.400	28.47	5.87	39.92	54.27	48.69	54.00	5.31	Average

Remark: The "@" means fundamental frequency, it is ignored in this section.

This test report may be reproduced in full only. The document may only be updated by Audix Technology Corp. personnel. Any changes will be noted in the Document History section of the report.

Audix Technology Corp.
No. 491, Zhongfu Rd., Linkou Dist.,
New Taipei City244, Taiwan
Tel: +886 2 26099301
Fax: +886 2 26099303

Mode	802.11ax-HE20	Frequency	TX 2467MHz

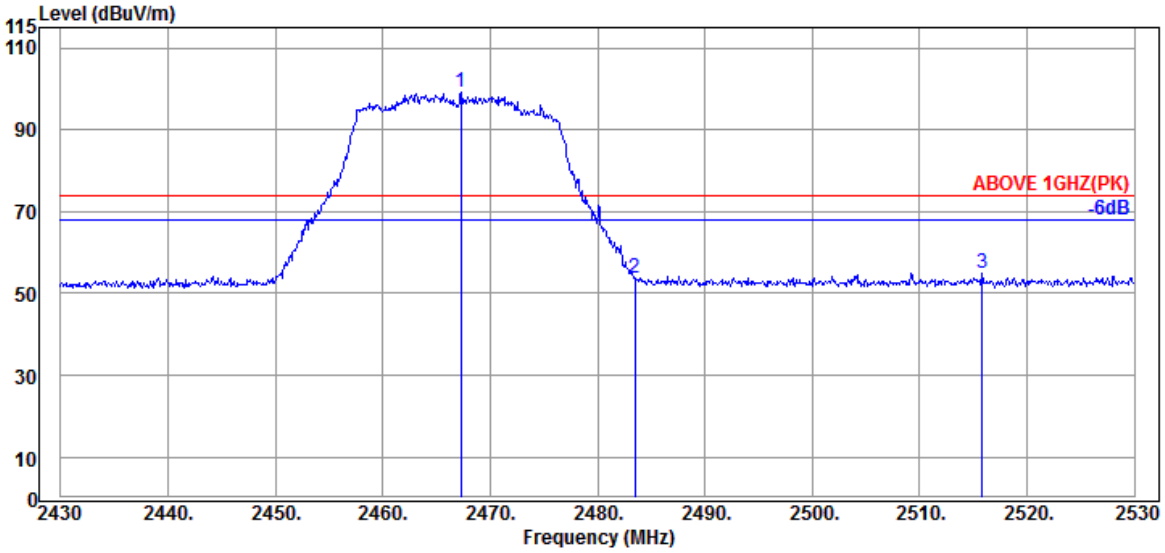

Antenna at Horizontal Polarization

Emission Frequency (MHz)	Antenna Factor (dB/m)	Cable Loss (dB)	Preamp Gain (dB)	Read Level (dBμV)	Emission Level (dBμV/m)	Limits (dBμV/m)	Margin (dB)	Detector
@ 2467.300	28.43	5.84	39.92	104.80	99.15	---	---	Peak
2483.500	28.47	5.87	39.92	59.28	53.70	74.00	20.30	Peak
2515.800	28.59	5.93	39.93	60.19	54.78	74.00	19.22	Peak

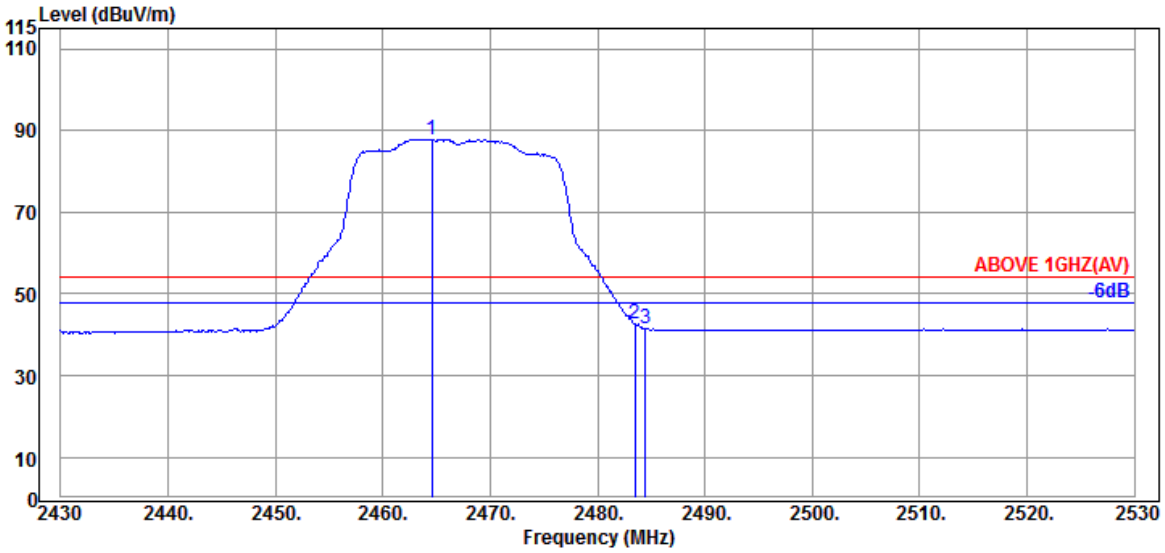

Antenna at Horizontal Polarization

Emission Frequency (MHz)	Antenna Factor (dB/m)	Cable Loss (dB)	Preamp Gain (dB)	Read Level (dBμV)	Emission Level (dBμV/m)	Limits (dBμV/m)	Margin (dB)	Detector
@ 2464.600	28.43	5.84	39.92	93.56	87.91	---	---	Average
2483.500	28.47	5.87	39.92	48.21	42.63	54.00	11.37	Average
2484.500	28.47	5.87	39.92	47.07	41.49	54.00	12.51	Average

Remark: The "@" means fundamental frequency, it is ignored in this section.

This test report may be reproduced in full only. The document may only be updated by Audix Technology Corp. personnel. Any changes will be noted in the Document History section of the report.

Audix Technology Corp.
No. 491, Zhongfu Rd., Linkou Dist.,
New Taipei City244, Taiwan
Tel: +886 2 26099301
Fax: +886 2 26099303

Mode	802.11ax-HE20	Frequency	TX 2467MHz

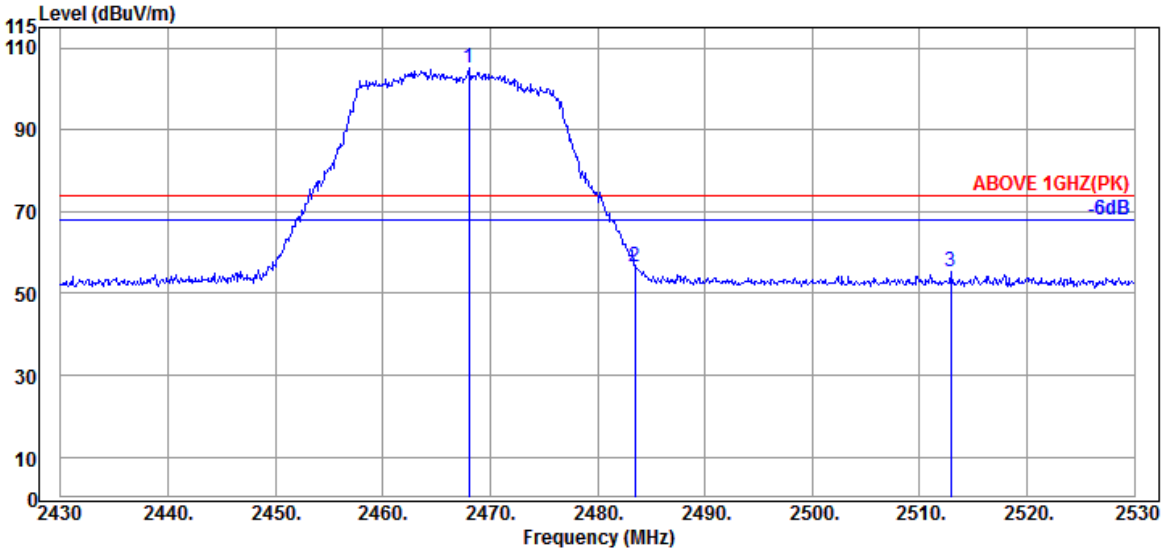

Antenna at Vertical Polarization

Emission Frequency (MHz)	Antenna Factor (dB/m)	Cable Loss (dB)	Preamp Gain (dB)	Read Level (dBμV)	Emission Level (dBμV/m)	Limits (dBμV/m)	Margin (dB)	Detector
@ 2468.000	28.44	5.85	39.92	110.76	105.13	---	---	Peak
2483.500	28.47	5.87	39.92	62.18	56.60	74.00	17.40	Peak
2512.900	28.59	5.93	39.92	60.65	55.25	74.00	18.75	Peak

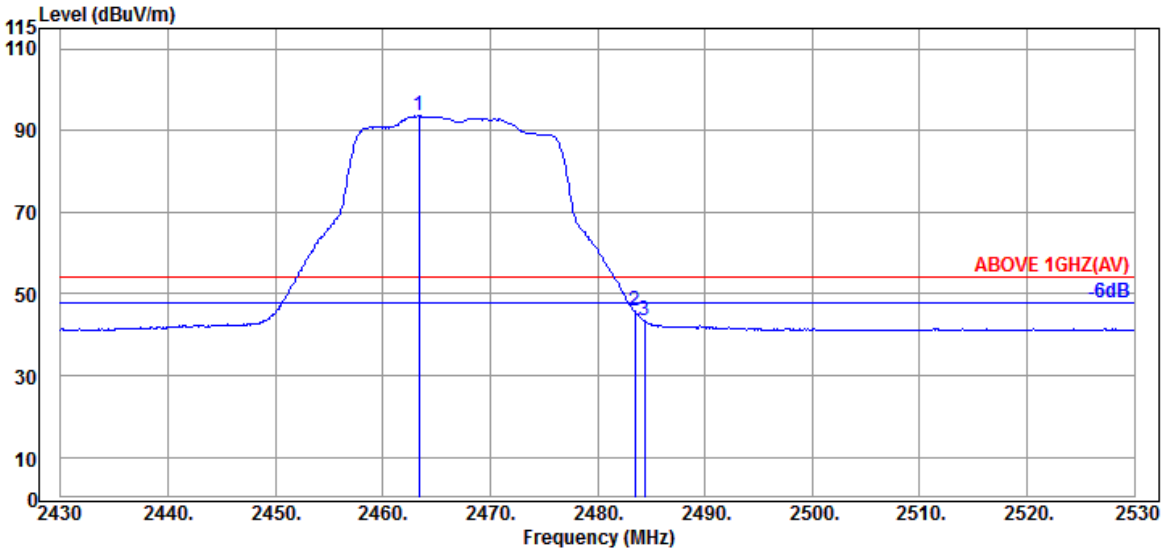

Antenna at Vertical Polarization

Emission Frequency (MHz)	Antenna Factor (dB/m)	Cable Loss (dB)	Preamp Gain (dB)	Read Level (dBμV)	Emission Level (dBμV/m)	Limits (dBμV/m)	Margin (dB)	Detector
@ 2463.400	28.43	5.84	39.92	99.29	93.64	---	---	Average
2483.500	28.47	5.87	39.92	51.35	45.77	54.00	8.23	Average
2484.400	28.47	5.87	39.92	49.04	43.46	54.00	10.54	Average

Remark: The "@" means fundamental frequency, it is ignored in this section.

This test report may be reproduced in full only. The document may only be updated by Audix Technology Corp. personnel. Any changes will be noted in the Document History section of the report.

Audix Technology Corp.
No. 491, Zhongfu Rd., Linkou Dist.,
New Taipei City244, Taiwan
Tel: +886 2 26099301
Fax: +886 2 26099303

Mode	802.11ax-HE20	Frequency	TX 2472MHz

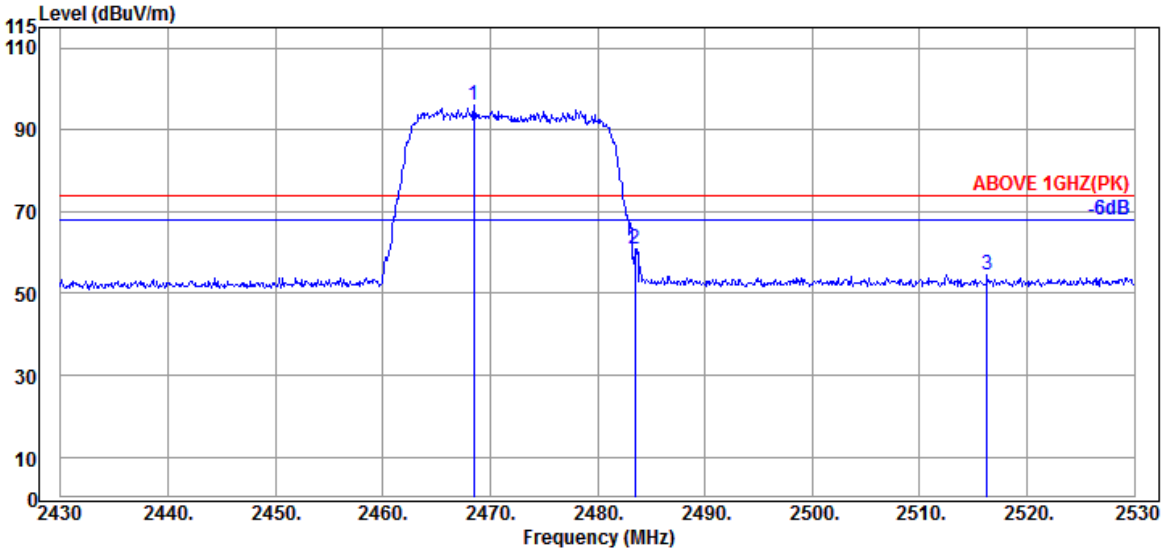

Antenna at Horizontal Polarization

Emission Frequency (MHz)	Antenna Factor (dB/m)	Cable Loss (dB)	Preamp Gain (dB)	Read Level (dBμV)	Emission Level (dBμV/m)	Limits (dBμV/m)	Margin (dB)	Detector
@ 2468.500	28.44	5.85	39.92	101.62	95.99	---	---	Peak
2483.500	28.47	5.87	39.92	66.53	60.95	74.00	13.05	Peak
2516.300	28.59	5.93	39.93	59.96	54.55	74.00	19.45	Peak

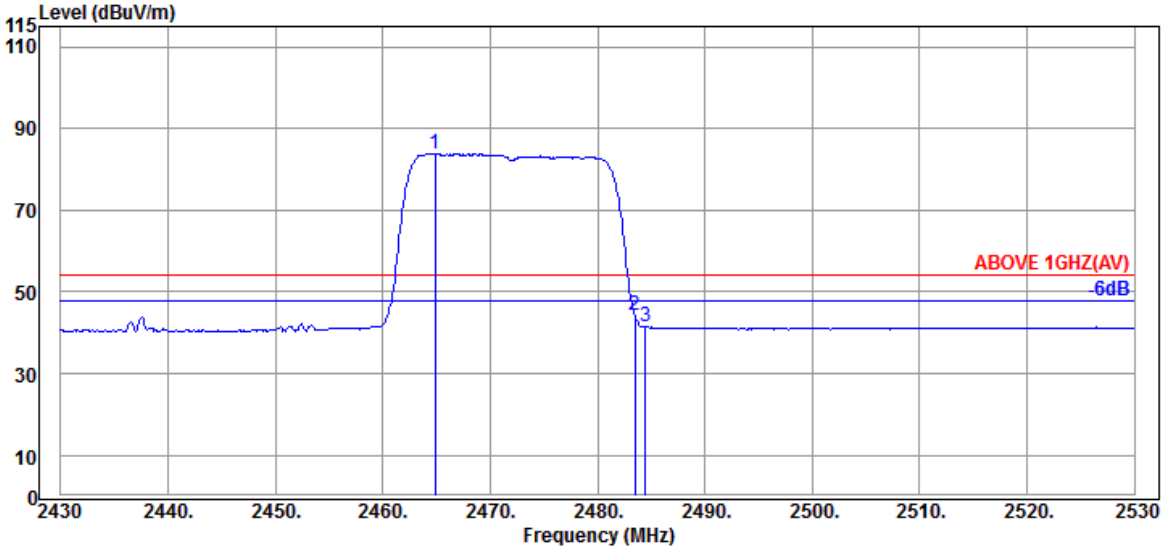

Antenna at Horizontal Polarization

Emission Frequency (MHz)	Antenna Factor (dB/m)	Cable Loss (dB)	Preamp Gain (dB)	Read Level (dBμV)	Emission Level (dBμV/m)	Limits (dBμV/m)	Margin (dB)	Detector
@ 2464.900	28.43	5.84	39.92	89.50	83.85	---	---	Average
2483.500	28.47	5.87	39.92	49.88	44.30	54.00	9.70	Average
2484.500	28.47	5.87	39.92	47.08	41.50	54.00	12.50	Average

Remark: The "@" means fundamental frequency, it is ignored in this section.

This test report may be reproduced in full only. The document may only be updated by Audix Technology Corp. personnel. Any changes will be noted in the Document History section of the report.

Audix Technology Corp.
No. 491, Zhongfu Rd., Linkou Dist.,
New Taipei City244, Taiwan
Tel: +886 2 26099301
Fax: +886 2 26099303

Mode	802.11ax-HE20	Frequency	TX 2472MHz

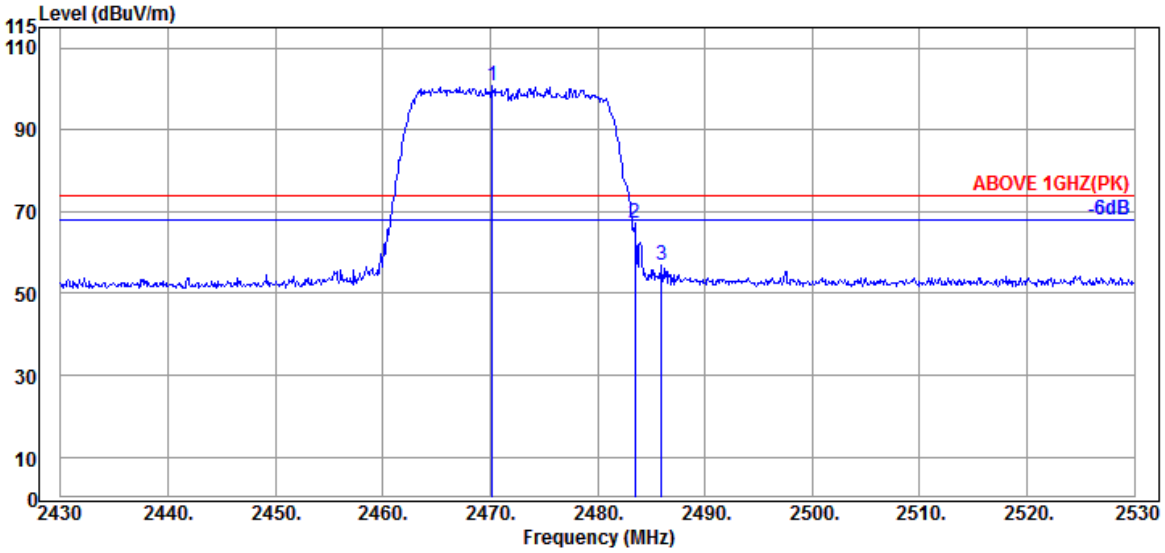

Antenna at Vertical Polarization

Emission Frequency (MHz)	Antenna Factor (dB/m)	Cable Loss (dB)	Preamp Gain (dB)	Read Level (dBμV)	Emission Level (dBμV/m)	Limits (dBμV/m)	Margin (dB)	Detector
@ 2470.200	28.44	5.85	39.92	106.29	100.66	---	---	Peak
2483.500	28.47	5.87	39.92	72.81	67.23	74.00	6.77	Peak
2486.000	28.47	5.87	39.92	62.47	56.89	74.00	17.11	Peak

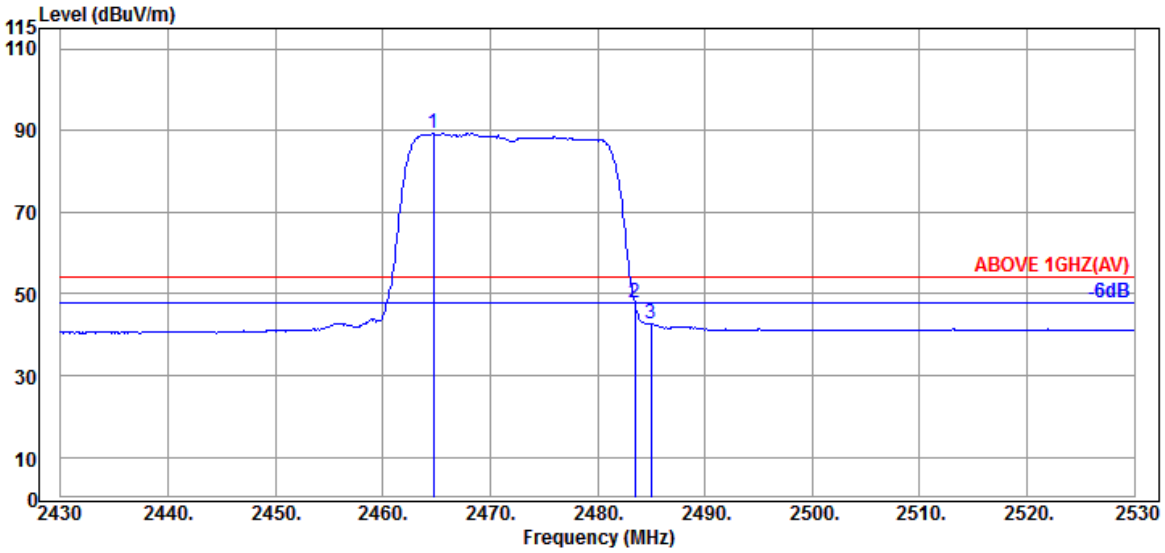

Antenna at Vertical Polarization

Emission Frequency (MHz)	Antenna Factor (dB/m)	Cable Loss (dB)	Preamp Gain (dB)	Read Level (dBμV)	Emission Level (dBμV/m)	Limits (dBμV/m)	Margin (dB)	Detector
@ 2464.700	28.43	5.84	39.92	94.92	89.27	---	---	Average
2483.500	28.47	5.87	39.92	53.37	47.79	54.00	6.21	Average
2485.000	28.47	5.87	39.92	48.37	42.79	54.00	11.21	Average

Remark: The "@" means fundamental frequency, it is ignored in this section.

This test report may be reproduced in full only. The document may only be updated by Audix Technology Corp. personnel. Any changes will be noted in the Document History section of the report.

Audix Technology Corp.
No. 491, Zhongfu Rd., Linkou Dist.,
New Taipei City244, Taiwan
Tel: +886 2 26099301
Fax: +886 2 26099303

Mode	802.11ax-HE40	Frequency	TX 2422MHz

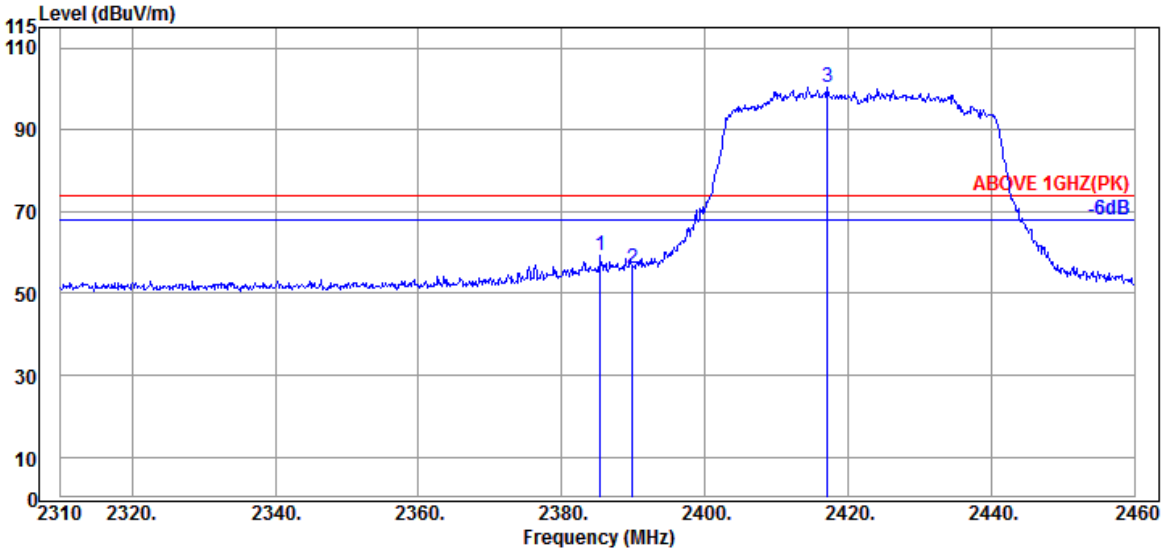

Antenna at Horizontal Polarization

	Emission Frequency (MHz)	Antenna Factor (dB/m)	Cable Loss (dB)	Preamp Gain (dB)	Read Level (dBμV)	Emission Level (dBμV/m)	Limits (dBμV/m)	Margin (dB)	Detector
	2385.450	28.21	5.72	39.93	65.14	59.14	74.00	14.86	Peak
	2389.950	28.21	5.72	39.93	62.00	56.00	74.00	18.00	Peak
@	2417.100	28.19	5.76	39.93	106.48	100.50	---	---	Peak

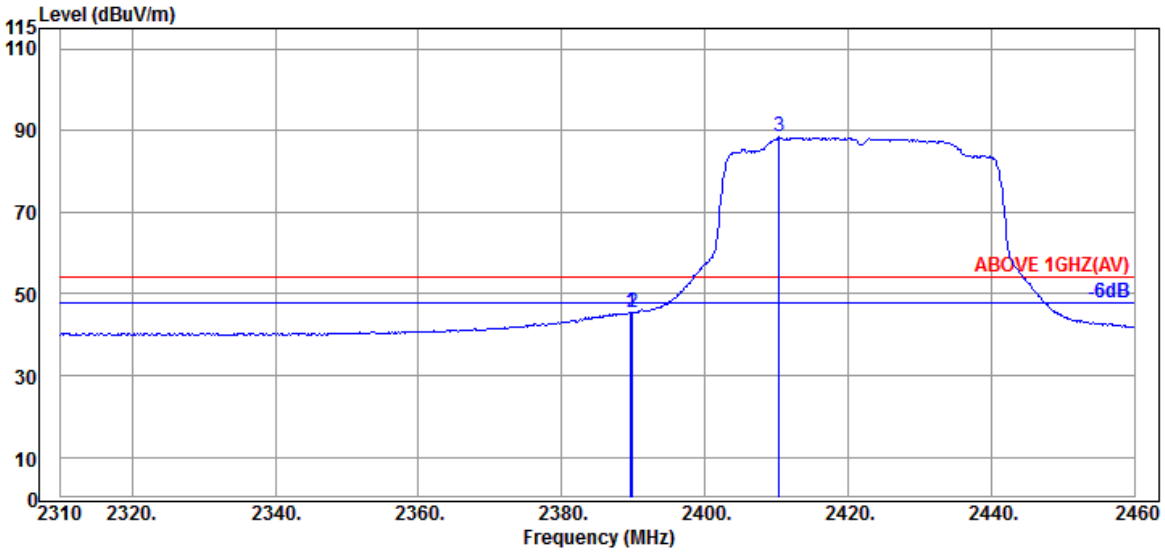

Antenna at Horizontal Polarization

	Emission Frequency (MHz)	Antenna Factor (dB/m)	Cable Loss (dB)	Preamp Gain (dB)	Read Level (dBμV)	Emission Level (dBμV/m)	Limits (dBμV/m)	Margin (dB)	Detector
	2389.650	28.21	5.72	39.93	51.36	45.36	54.00	8.64	Average
	2389.950	28.21	5.72	39.93	51.50	45.50	54.00	8.50	Average
@	2410.350	28.14	5.75	39.93	94.38	88.34	---	---	Average

Remark: The "@" means fundamental frequency, it is ignored in this section.

This test report may be reproduced in full only. The document may only be updated by Audix Technology Corp. personnel. Any changes will be noted in the Document History section of the report.

Audix Technology Corp.
No. 491, Zhongfu Rd., Linkou Dist.,
New Taipei City244, Taiwan
Tel: +886 2 26099301
Fax: +886 2 26099303

Mode	802.11ax-HE40	Frequency	TX 2422MHz

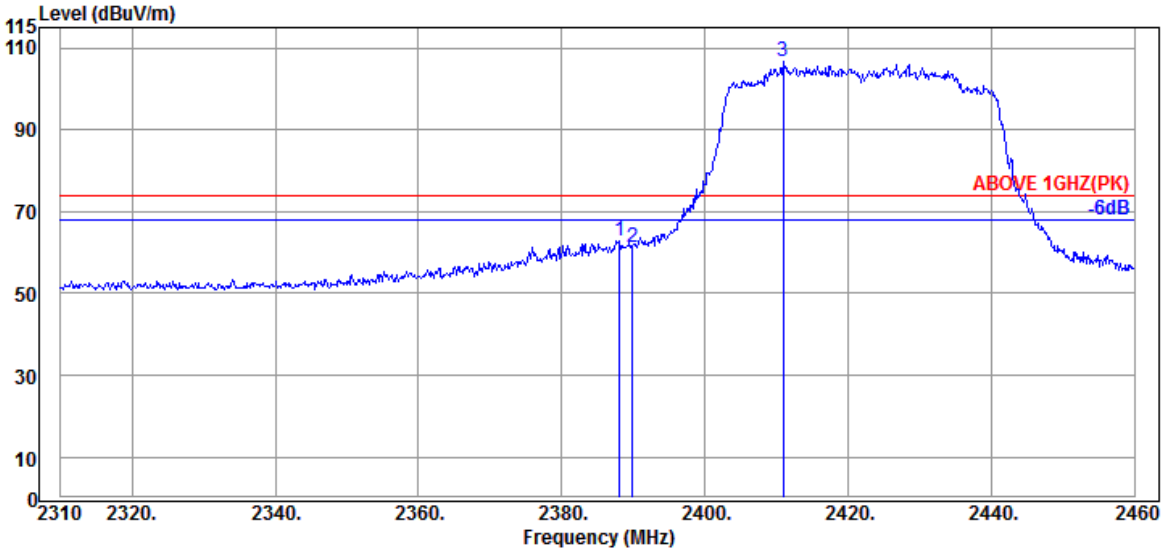

Antenna at Vertical Polarization

	Emission Frequency (MHz)	Antenna Factor (dB/m)	Cable Loss (dB)	Preamp Gain (dB)	Read Level (dBμV)	Emission Level (dBμV/m)	Limits (dBμV/m)	Margin (dB)	Detector
	2388.150	28.21	5.72	39.93	69.01	63.01	74.00	10.99	Peak
	2389.950	28.21	5.72	39.93	67.07	61.07	74.00	12.93	Peak
@	2410.950	28.14	5.75	39.93	112.74	106.70	---	---	Peak

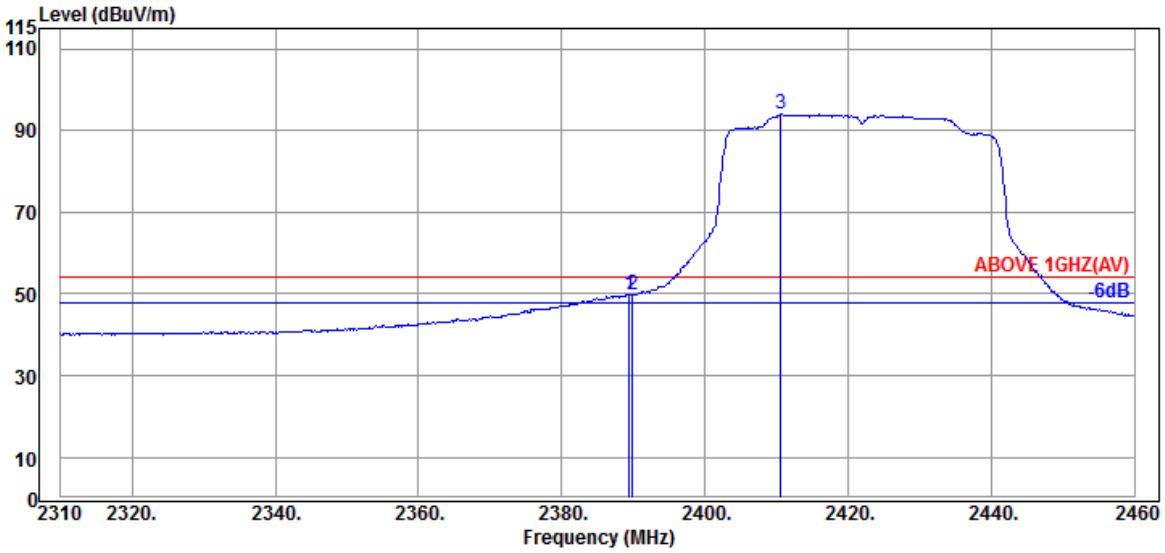

Antenna at Vertical Polarization

	Emission Frequency (MHz)	Antenna Factor (dB/m)	Cable Loss (dB)	Preamp Gain (dB)	Read Level (dBμV)	Emission Level (dBμV/m)	Limits (dBμV/m)	Margin (dB)	Detector
	2389.500	28.21	5.72	39.93	55.93	49.93	54.00	4.07	Average
	2389.950	28.21	5.72	39.93	55.71	49.71	54.00	4.29	Average
@	2410.650	28.14	5.75	39.93	99.96	93.92	---	---	Average

Remark: The "@" means fundamental frequency, it is ignored in this section.

This test report may be reproduced in full only. The document may only be updated by Audix Technology Corp. personnel. Any changes will be noted in the Document History section of the report.

Audix Technology Corp.
No. 491, Zhongfu Rd., Linkou Dist.,
New Taipei City244, Taiwan
Tel: +886 2 26099301
Fax: +886 2 26099303

Mode	802.11ax-HE40	Frequency	TX 2452MHz

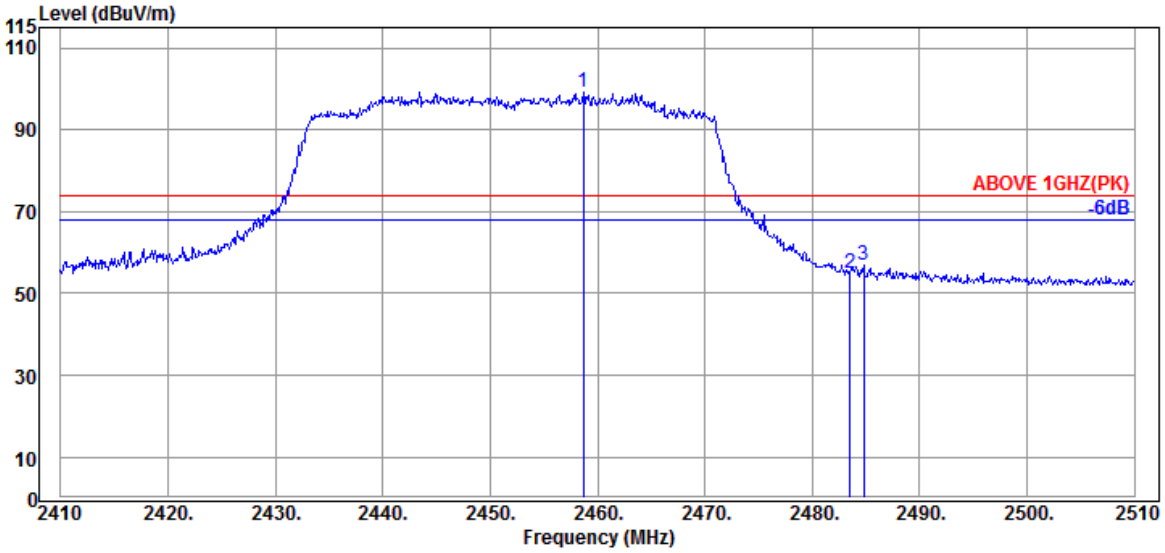

Antenna at Horizontal Polarization

Emission Frequency (MHz)	Antenna Factor (dB/m)	Cable Loss (dB)	Preamp Gain (dB)	Read Level (dBμV)	Emission Level (dBμV/m)	Limits (dBμV/m)	Margin (dB)	Detector
@ 2458.700	28.41	5.83	39.92	105.02	99.34	---	---	Peak
2483.500	28.47	5.87	39.92	60.54	54.96	74.00	19.04	Peak
2484.800	28.47	5.87	39.92	62.35	56.77	74.00	17.23	Peak

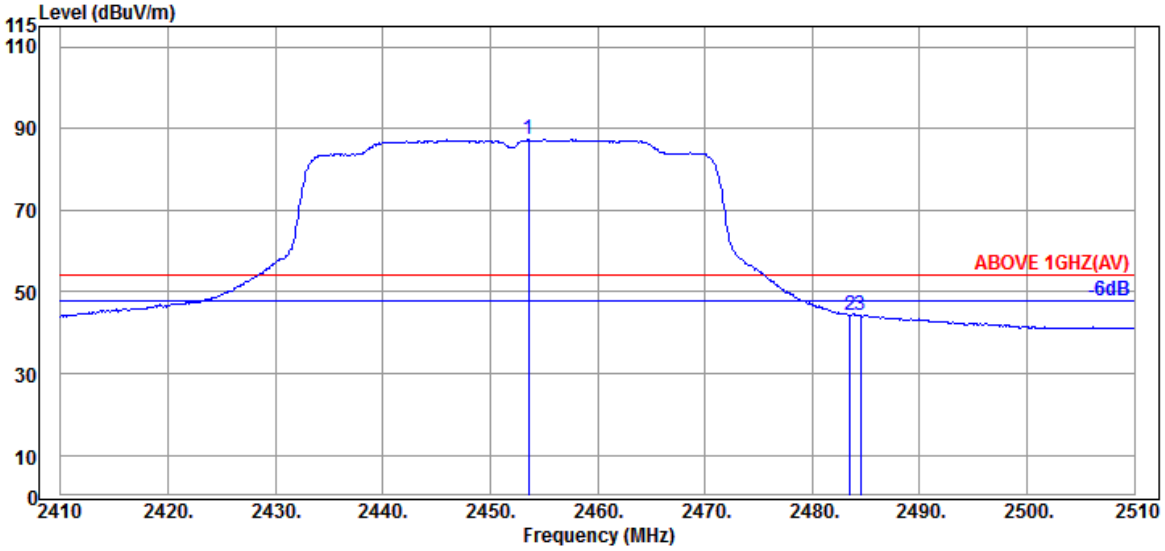

Antenna at Horizontal Polarization

Emission Frequency (MHz)	Antenna Factor (dB/m)	Cable Loss (dB)	Preamp Gain (dB)	Read Level (dBμV)	Emission Level (dBμV/m)	Limits (dBμV/m)	Margin (dB)	Detector
@ 2453.600	28.41	5.83	39.92	92.92	87.24	---	---	Average
2483.500	28.47	5.87	39.92	49.86	44.28	54.00	9.72	Average
2484.500	28.47	5.87	39.92	49.82	44.24	54.00	9.76	Average

Remark: The "@" means fundamental frequency, it is ignored in this section.

This test report may be reproduced in full only. The document may only be updated by Audix Technology Corp. personnel. Any changes will be noted in the Document History section of the report.

Audix Technology Corp.
No. 491, Zhongfu Rd., Linkou Dist.,
New Taipei City244, Taiwan
Tel: +886 2 26099301
Fax: +886 2 26099303

Mode	802.11ax-HE40	Frequency	TX 2452MHz

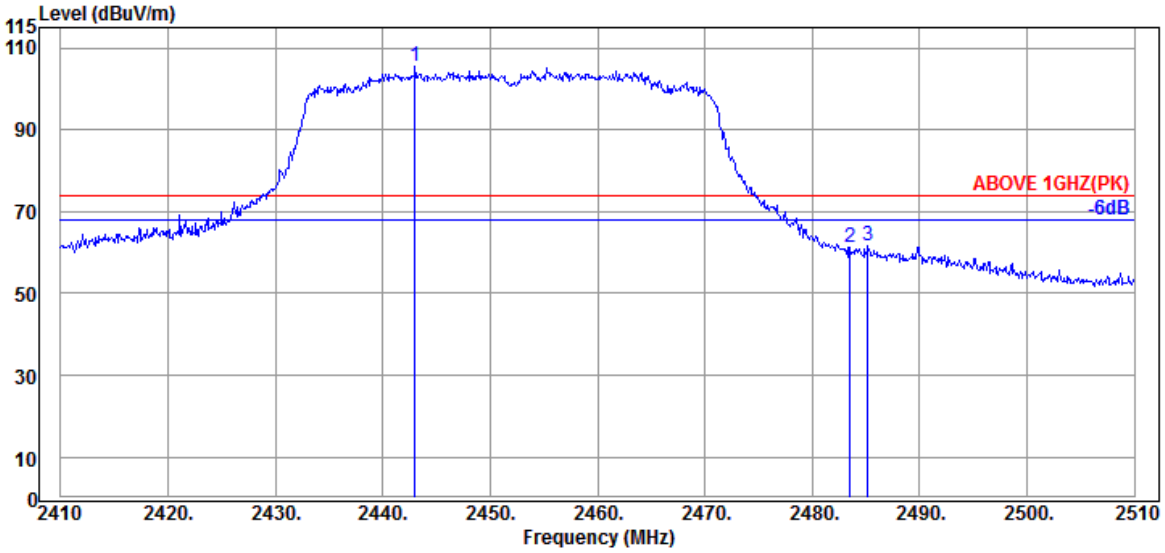

Antenna at Vertical Polarization

Emission Frequency (MHz)	Antenna Factor (dB/m)	Cable Loss (dB)	Preamp Gain (dB)	Read Level (dBμV)	Emission Level (dBμV/m)	Limits (dBμV/m)	Margin (dB)	Detector
@ 2443.000	28.36	5.80	39.93	111.19	105.42	---	---	Peak
2483.500	28.47	5.87	39.92	66.94	61.36	74.00	12.64	Peak
2485.200	28.47	5.87	39.92	67.04	61.46	74.00	12.54	Peak

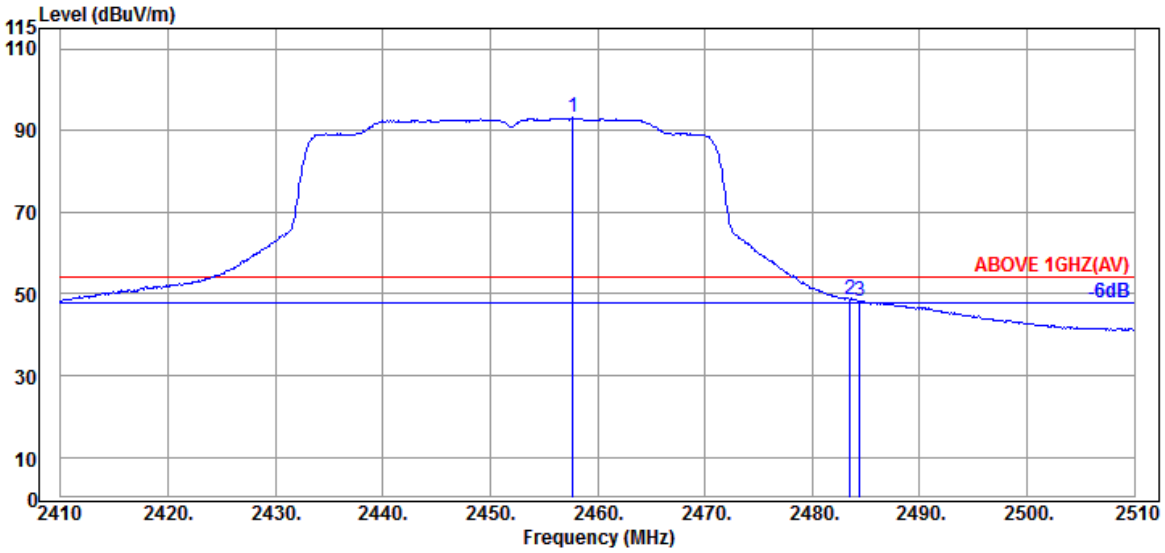

Antenna at Vertical Polarization

Emission Frequency (MHz)	Antenna Factor (dB/m)	Cable Loss (dB)	Preamp Gain (dB)	Read Level (dBμV)	Emission Level (dBμV/m)	Limits (dBμV/m)	Margin (dB)	Detector
@ 2457.700	28.41	5.83	39.92	98.79	93.11	---	---	Average
2483.500	28.47	5.87	39.92	54.27	48.69	54.00	5.31	Average
2484.400	28.47	5.87	39.92	53.84	48.26	54.00	5.74	Average

Remark: The "@" means fundamental frequency, it is ignored in this section.

This test report may be reproduced in full only. The document may only be updated by Audix Technology Corp. personnel. Any changes will be noted in the Document History section of the report.

Audix Technology Corp.
No. 491, Zhongfu Rd., Linkou Dist.,
New Taipei City244, Taiwan
Tel: +886 2 26099301
Fax: +886 2 26099303

Mode	802.11ax-HE40	Frequency	TX 2457MHz

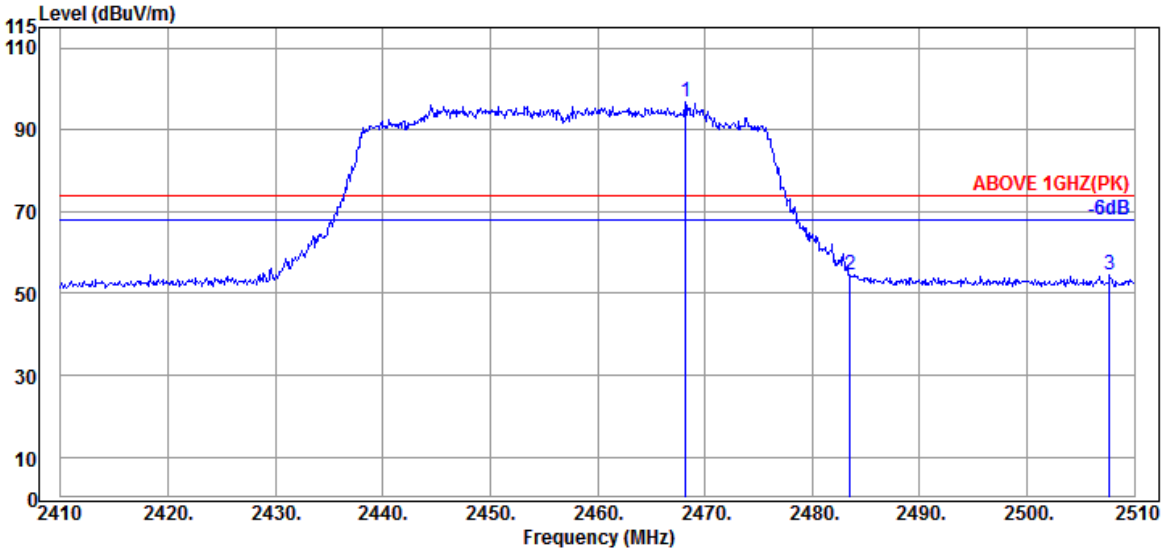

Antenna at Horizontal Polarization

Emission Frequency (MHz)	Antenna Factor (dB/m)	Cable Loss (dB)	Preamp Gain (dB)	Read Level (dBμV)	Emission Level (dBμV/m)	Limits (dBμV/m)	Margin (dB)	Detector
@ 2468.200	28.44	5.85	39.92	102.35	96.72	---	---	Peak
2483.500	28.47	5.87	39.92	60.26	54.68	74.00	19.32	Peak
2507.700	28.54	5.91	39.92	60.15	54.68	74.00	19.32	Peak

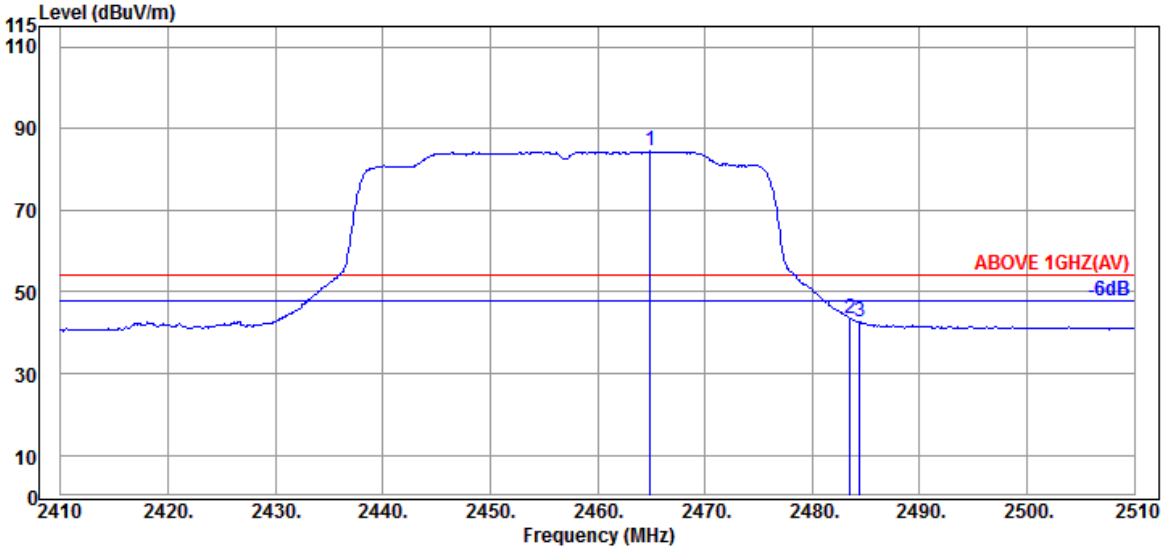

Antenna at Horizontal Polarization

Emission Frequency (MHz)	Antenna Factor (dB/m)	Cable Loss (dB)	Preamp Gain (dB)	Read Level (dBμV)	Emission Level (dBμV/m)	Limits (dBμV/m)	Margin (dB)	Detector
@ 2464.900	28.43	5.84	39.92	90.04	84.39	---	---	Average
2483.500	28.47	5.87	39.92	49.14	43.56	54.00	10.44	Average
2484.400	28.47	5.87	39.92	48.12	42.54	54.00	11.46	Average

Remark: The "@" means fundamental frequency, it is ignored in this section.

This test report may be reproduced in full only. The document may only be updated by Audix Technology Corp. personnel. Any changes will be noted in the Document History section of the report.

Audix Technology Corp.
No. 491, Zhongfu Rd., Linkou Dist.,
New Taipei City244, Taiwan
Tel: +886 2 26099301
Fax: +886 2 26099303

Mode	802.11ax-HE40	Frequency	TX 2457MHz

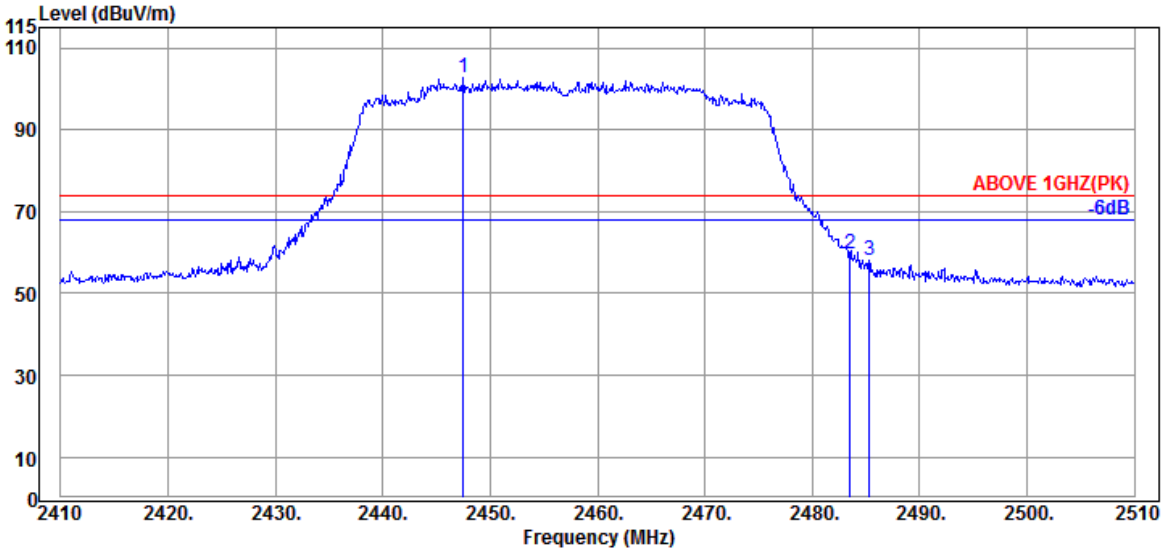

Antenna at Vertical Polarization

Emission Frequency (MHz)	Antenna Factor (dB/m)	Cable Loss (dB)	Preamp Gain (dB)	Read Level (dBμV)	Emission Level (dBμV/m)	Limits (dBμV/m)	Margin (dB)	Detector
@ 2447.500	28.40	5.81	39.93	108.65	102.93	---	---	Peak
2483.500	28.47	5.87	39.92	65.07	59.49	74.00	14.51	Peak
2485.300	28.47	5.87	39.92	63.70	58.12	74.00	15.88	Peak

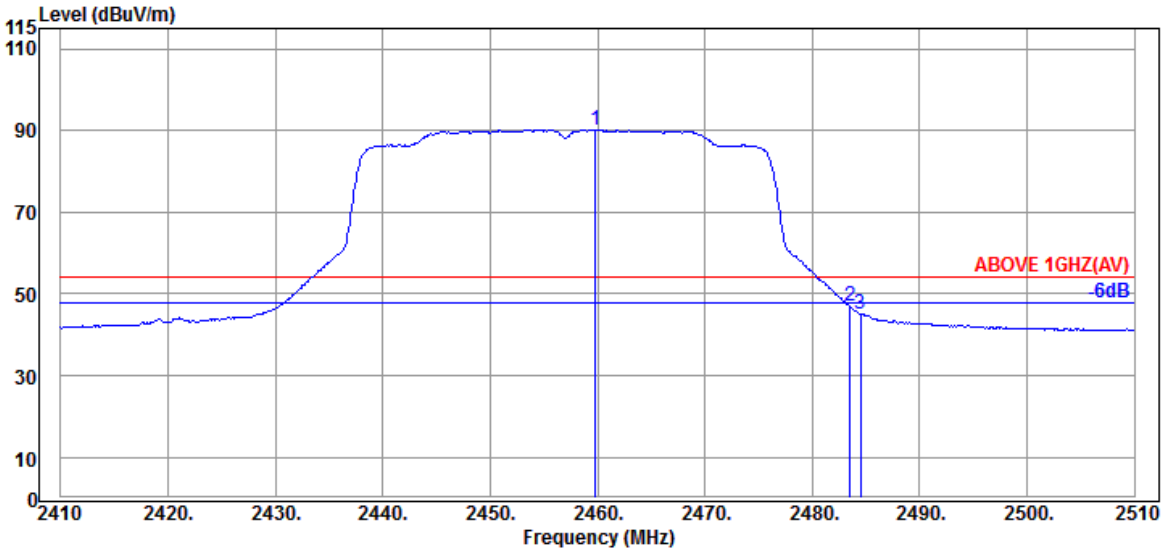

Antenna at Vertical Polarization

Emission Frequency (MHz)	Antenna Factor (dB/m)	Cable Loss (dB)	Preamp Gain (dB)	Read Level (dBμV)	Emission Level (dBμV/m)	Limits (dBμV/m)	Margin (dB)	Detector
@ 2459.800	28.41	5.83	39.92	95.89	90.21	---	---	Average
2483.500	28.47	5.87	39.92	52.75	47.17	54.00	6.83	Average
2484.500	28.47	5.87	39.92	50.79	45.21	54.00	8.79	Average

Remark: The "@" means fundamental frequency, it is ignored in this section.

This test report may be reproduced in full only. The document may only be updated by Audix Technology Corp. personnel. Any changes will be noted in the Document History section of the report.

Audix Technology Corp.
No. 491, Zhongfu Rd., Linkou Dist.,
New Taipei City244, Taiwan
Tel: +886 2 26099301
Fax: +886 2 26099303

Mode	802.11ax-HE40	Frequency	TX 2462MHz

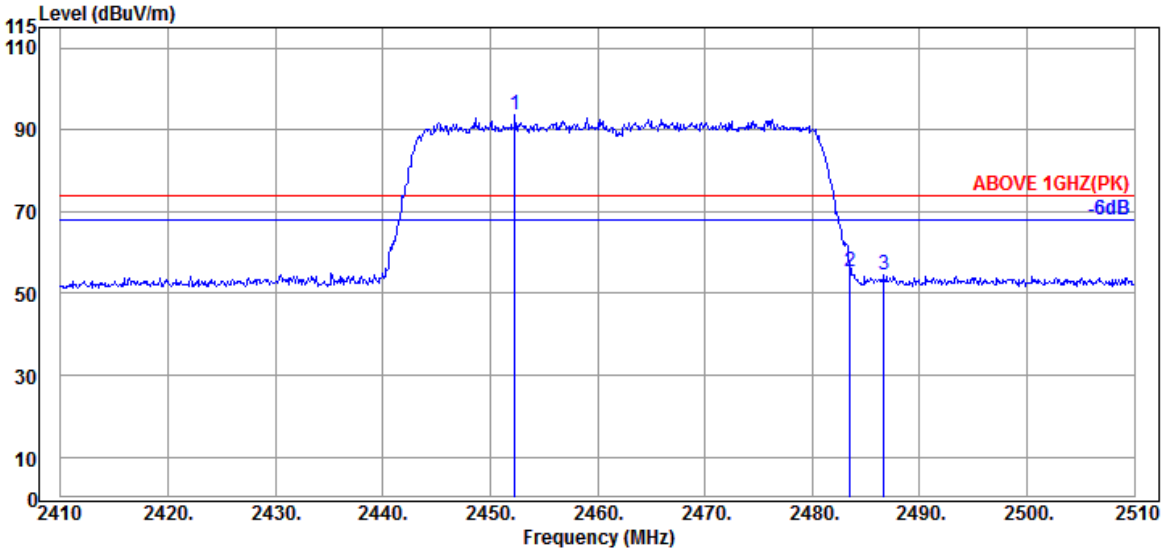

Antenna at Horizontal Polarization

Emission Frequency (MHz)	Antenna Factor (dB/m)	Cable Loss (dB)	Preamp Gain (dB)	Read Level (dBμV)	Emission Level (dBμV/m)	Limits (dBμV/m)	Margin (dB)	Detector
@ 2452.300	28.40	5.81	39.92	99.42	93.71	---	---	Peak
2483.500	28.47	5.87	39.92	61.00	55.42	74.00	18.58	Peak
2486.700	28.47	5.87	39.92	60.28	54.70	74.00	19.30	Peak

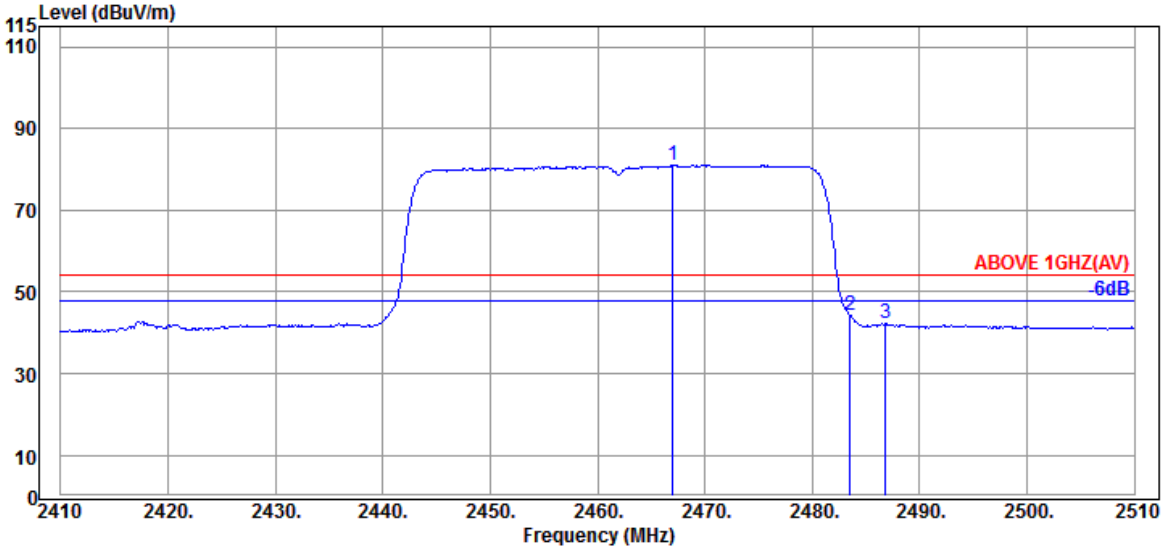

Antenna at Horizontal Polarization

Emission Frequency (MHz)	Antenna Factor (dB/m)	Cable Loss (dB)	Preamp Gain (dB)	Read Level (dBμV)	Emission Level (dBμV/m)	Limits (dBμV/m)	Margin (dB)	Detector
@ 2467.000	28.43	5.84	39.92	86.65	81.00	---	---	Average
2483.500	28.47	5.87	39.92	49.94	44.36	54.00	9.64	Average
2486.800	28.47	5.87	39.92	47.73	42.15	54.00	11.85	Average

Remark: The "@" means fundamental frequency, it is ignored in this section.

This test report may be reproduced in full only. The document may only be updated by Audix Technology Corp. personnel. Any changes will be noted in the Document History section of the report.

Audix Technology Corp.
No. 491, Zhongfu Rd., Linkou Dist.,
New Taipei City244, Taiwan
Tel: +886 2 26099301
Fax: +886 2 26099303

Mode	802.11ax-HE40	Frequency	TX 2462MHz

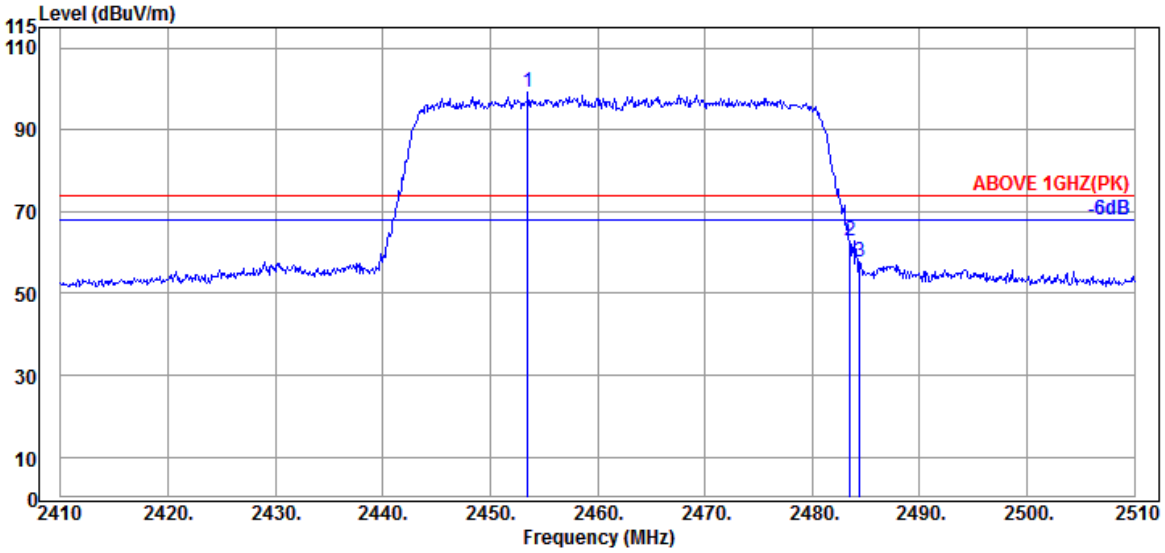

Antenna at Vertical Polarization

Emission Frequency (MHz)	Antenna Factor (dB/m)	Cable Loss (dB)	Preamp Gain (dB)	Read Level (dBμV)	Emission Level (dBμV/m)	Limits (dBμV/m)	Margin (dB)	Detector
@ 2453.500	28.41	5.83	39.92	105.07	99.39	---	---	Peak
2483.500	28.47	5.87	39.92	68.38	62.80	74.00	11.20	Peak
2484.400	28.47	5.87	39.92	63.09	57.51	74.00	16.49	Peak

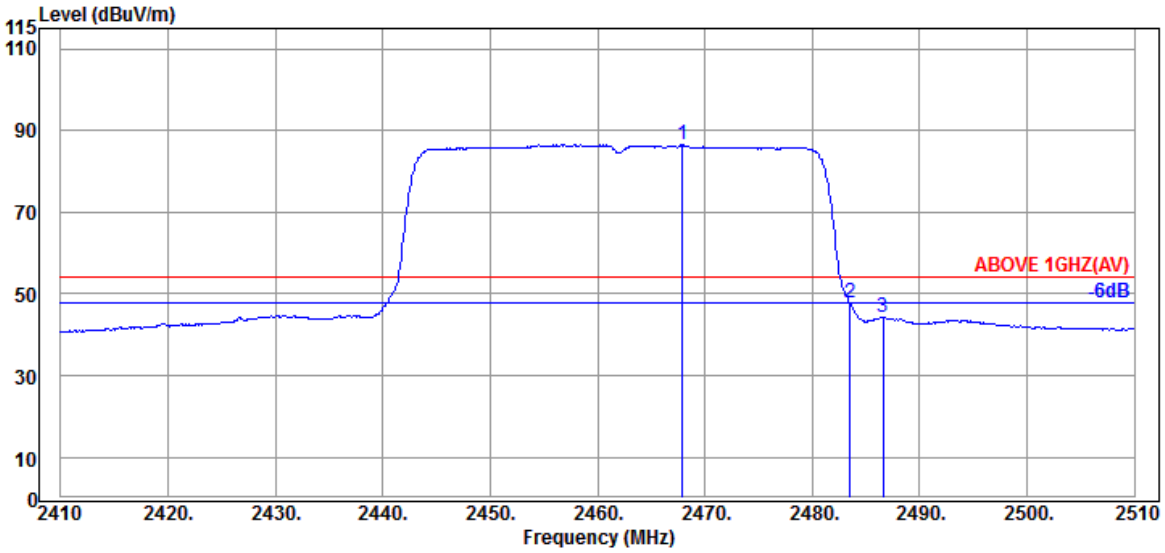

Antenna at Vertical Polarization

Emission Frequency (MHz)	Antenna Factor (dB/m)	Cable Loss (dB)	Preamp Gain (dB)	Read Level (dBμV)	Emission Level (dBμV/m)	Limits (dBμV/m)	Margin (dB)	Detector
@ 2467.900	28.44	5.85	39.92	92.27	86.64	---	---	Average
2483.500	28.47	5.87	39.92	53.51	47.93	54.00	6.07	Average
2486.600	28.47	5.87	39.92	49.80	44.22	54.00	9.78	Average

Remark: The "@" means fundamental frequency, it is ignored in this section.

This test report may be reproduced in full only. The document may only be updated by Audix Technology Corp. personnel. Any changes will be noted in the Document History section of the report.

Audix Technology Corp.
No. 491, Zhongfu Rd., Linkou Dist.,
New Taipei City244, Taiwan
Tel: +886 2 26099301
Fax: +886 2 26099303

Mode	802.11ax-HE20	Frequency	TX 2412MHz
		RU Configuration	26/0

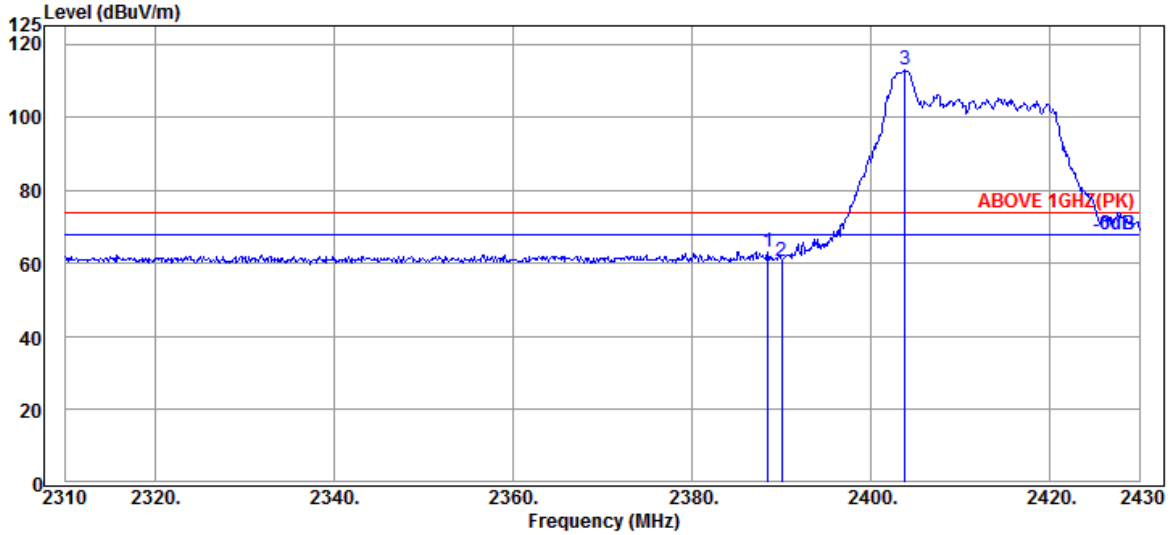

Antenna at Horizontal Polarization

Emission Frequency (MHz)	Antenna Factor (dB/m)	Cable Loss (dB)	Preamp Gain (dB)	Read Level (dBμV)	Emission Level (dBμV/m)	Limits (dBμV/m)	Margin (dB)	Detector
2388.480	28.21	5.72	39.93	69.09	63.09	74.00	10.91	Peak
2390.040	28.21	5.72	39.93	66.78	60.78	74.00	13.22	Peak
@ 2403.840	28.10	5.74	39.93	119.21	113.12	---	---	Peak

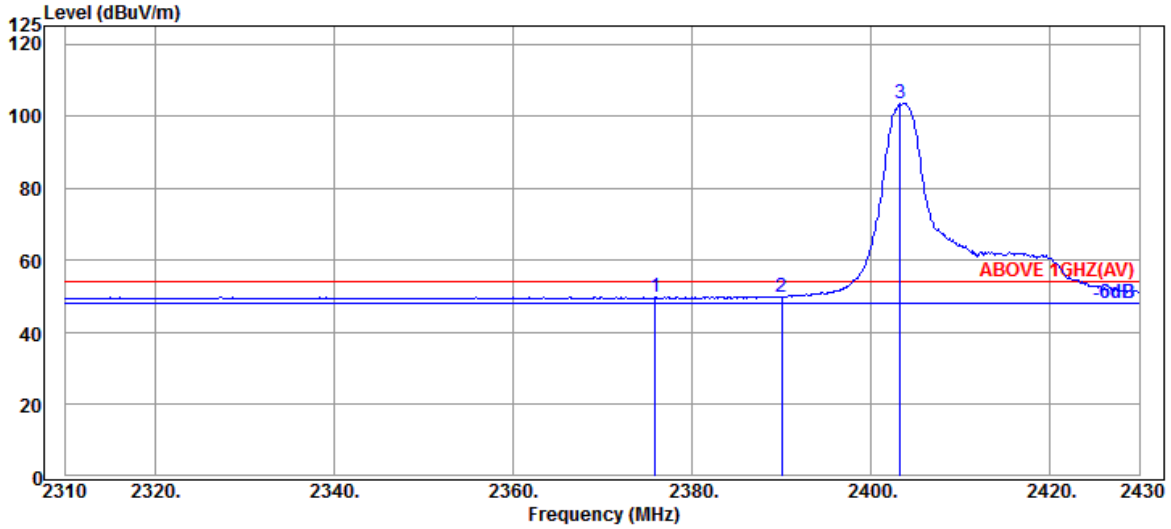

Antenna at Horizontal Polarization

Emission Frequency (MHz)	Antenna Factor (dB/m)	Cable Loss (dB)	Preamp Gain (dB)	Read Level (dBμV)	Emission Level (dBμV/m)	Limits (dBμV/m)	Margin (dB)	Detector
2375.880	28.33	5.70	39.93	55.90	50.00	54.00	4.00	Average
2390.040	28.21	5.72	39.93	55.74	49.74	54.00	4.26	Average
@ 2403.240	28.10	5.74	39.93	109.81	103.72	---	---	Average

Remark: The "@" means fundamental frequency, it is ignored in this section.

This test report may be reproduced in full only. The document may only be updated by Audix Technology Corp. personnel. Any changes will be noted in the Document History section of the report.

Audix Technology Corp.
No. 491, Zhongfu Rd., Linkou Dist.,
New Taipei City244, Taiwan
Tel: +886 2 26099301
Fax: +886 2 26099303

Mode	802.11ax-HE20	Frequency	TX 2412MHz
		RU Configuration	26/0

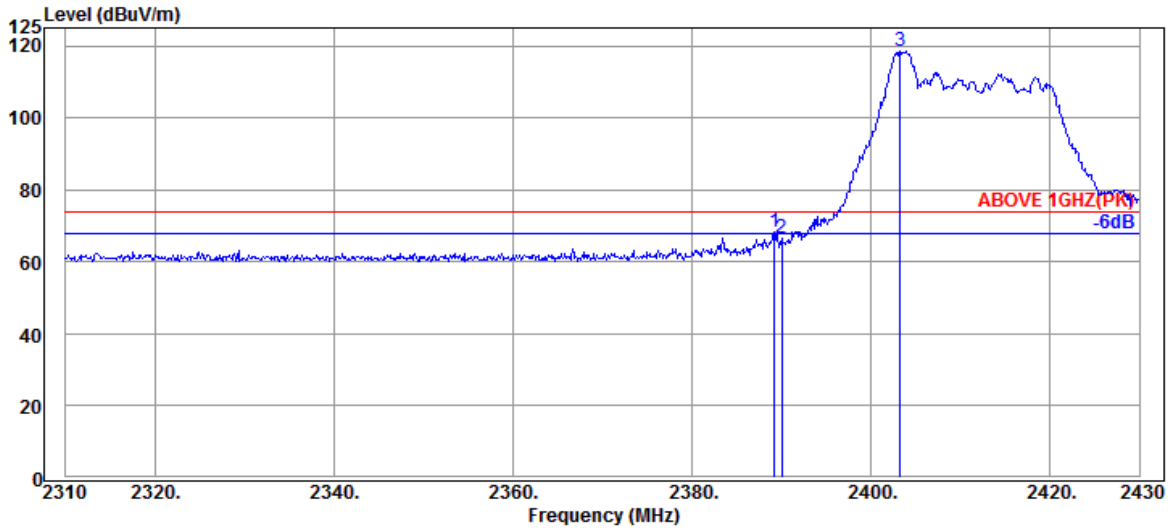

Antenna at Vertical Polarization

Emission Frequency (MHz)	Antenna Factor (dB/m)	Cable Loss (dB)	Preamp Gain (dB)	Read Level (dBμV)	Emission Level (dBμV/m)	Limits (dBμV/m)	Margin (dB)	Detector
2389.200	28.21	5.72	39.93	74.24	68.24	74.00	5.76	Peak
2390.040	28.21	5.72	39.93	72.41	66.41	74.00	7.59	Peak
@ 2403.240	28.10	5.74	39.93	124.58	118.49	---	---	Peak

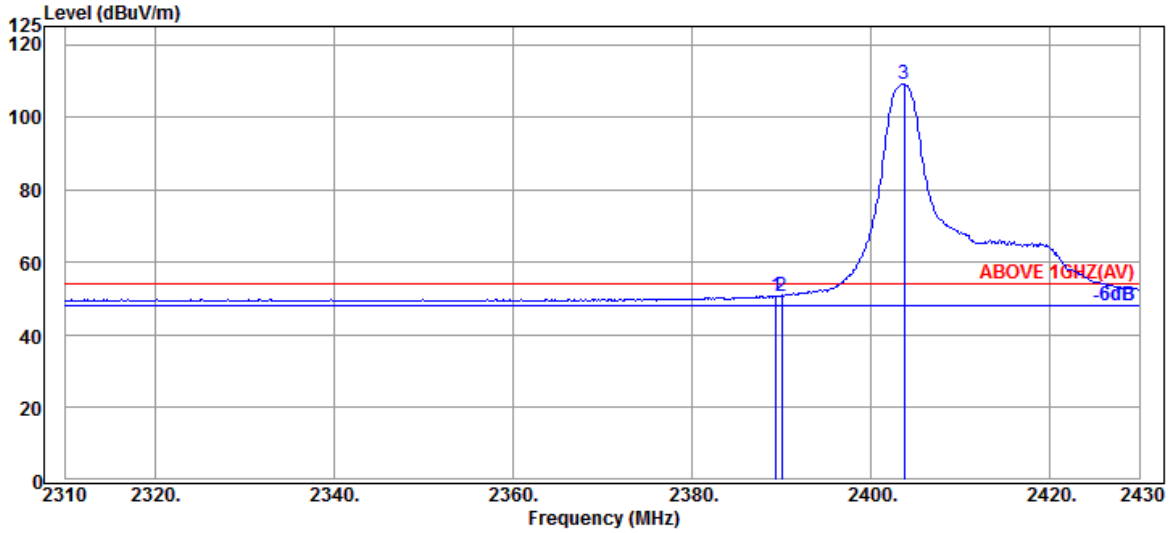

Antenna at Vertical Polarization

Emission Frequency (MHz)	Antenna Factor (dB/m)	Cable Loss (dB)	Preamp Gain (dB)	Read Level (dBμV)	Emission Level (dBμV/m)	Limits (dBμV/m)	Margin (dB)	Detector
2389.440	28.21	5.72	39.93	56.86	50.86	54.00	3.14	Average
2390.040	28.21	5.72	39.93	56.74	50.74	54.00	3.26	Average
@ 2403.720	28.10	5.74	39.93	115.18	109.09	---	---	Average

Remark: The "@" means fundamental frequency, it is ignored in this section.

This test report may be reproduced in full only. The document may only be updated by Audix Technology Corp. personnel. Any changes will be noted in the Document History section of the report.

Audix Technology Corp.
No. 491, Zhongfu Rd., Linkou Dist.,
New Taipei City244, Taiwan
Tel: +886 2 26099301
Fax: +886 2 26099303

Mode	802.11ax-HE20	Frequency	TX 2412MHz
		RU Configuration	52/37

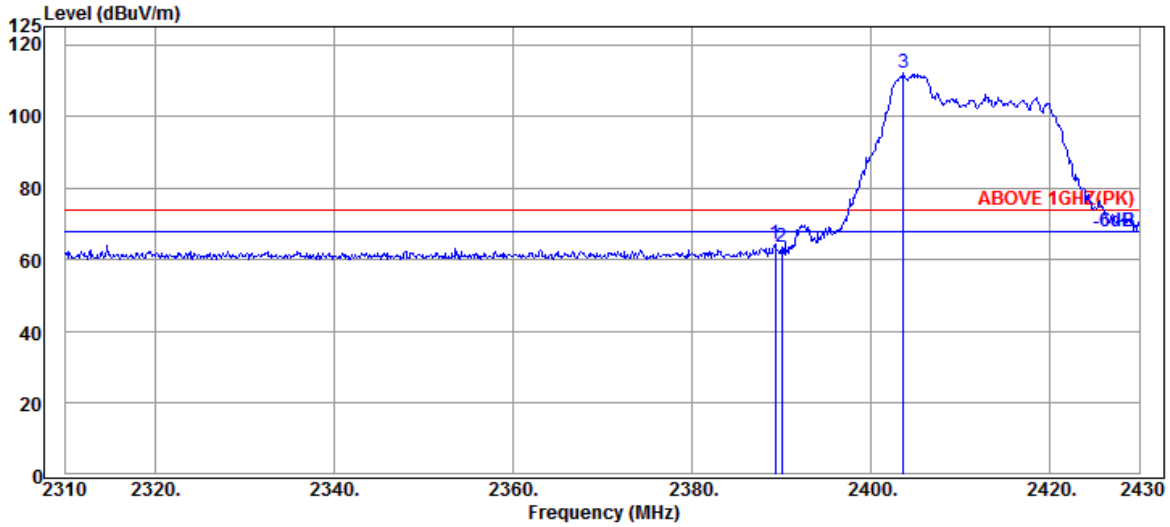

Antenna at Horizontal Polarization

Emission Frequency (MHz)	Antenna Factor (dB/m)	Cable Loss (dB)	Preamp Gain (dB)	Read Level (dBμV)	Emission Level (dBμV/m)	Limits (dBμV/m)	Margin (dB)	Detector
2389.320	28.21	5.72	39.93	70.48	64.48	74.00	9.52	Peak
2390.040	28.21	5.72	39.93	69.63	63.63	74.00	10.37	Peak
@ 2403.600	28.10	5.74	39.93	118.26	112.17	---	---	Peak

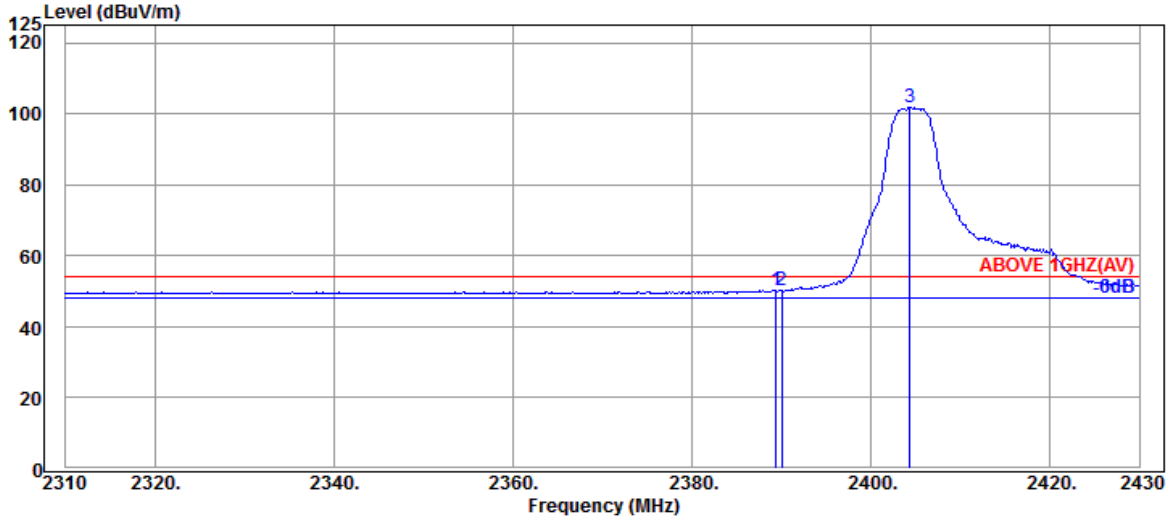

Antenna at Horizontal Polarization

Emission Frequency (MHz)	Antenna Factor (dB/m)	Cable Loss (dB)	Preamp Gain (dB)	Read Level (dBμV)	Emission Level (dBμV/m)	Limits (dBμV/m)	Margin (dB)	Detector
2389.440	28.21	5.72	39.93	56.19	50.19	54.00	3.81	Average
2390.040	28.21	5.72	39.93	56.09	50.09	54.00	3.91	Average
@ 2404.320	28.14	5.75	39.93	107.76	101.72	---	---	Average

Remark: The "@" means fundamental frequency, it is ignored in this section.

This test report may be reproduced in full only. The document may only be updated by Audix Technology Corp. personnel. Any changes will be noted in the Document History section of the report.

Audix Technology Corp.
No. 491, Zhongfu Rd., Linkou Dist.,
New Taipei City244, Taiwan
Tel: +886 2 26099301
Fax: +886 2 26099303

Mode	802.11ax-HE20	Frequency	TX 2412MHz
		RU Configuration	52/37

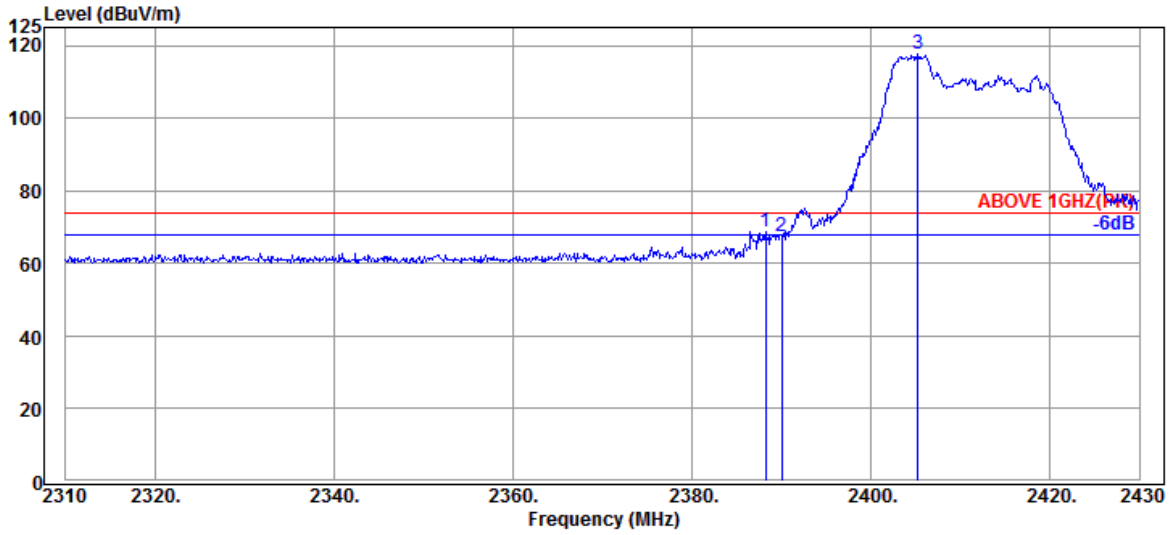

Antenna at Vertical Polarization

	Emission Frequency (MHz)	Antenna Factor (dB/m)	Cable Loss (dB)	Preamp Gain (dB)	Read Level (dBμV)	Emission Level (dBμV/m)	Limits (dBμV/m)	Margin (dB)	Detector
	2388.240	28.21	5.72	39.93	74.84	68.84	74.00	5.16	Peak
	2390.040	28.21	5.72	39.93	73.41	67.41	74.00	6.59	Peak
@	2405.280	28.14	5.75	39.93	123.54	117.50	---	---	Peak

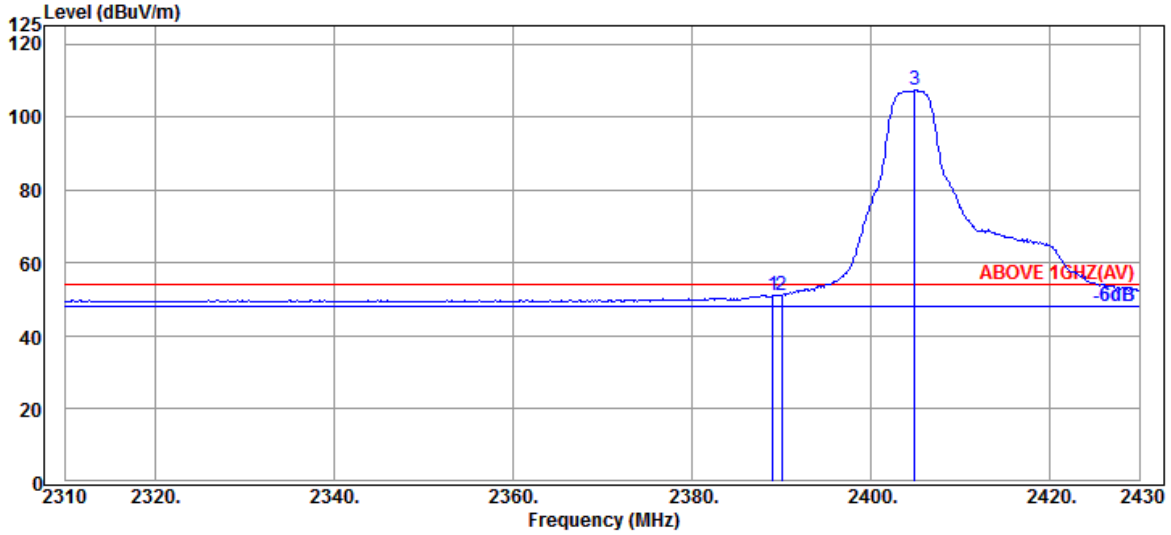

Antenna at Vertical Polarization

	Emission Frequency (MHz)	Antenna Factor (dB/m)	Cable Loss (dB)	Preamp Gain (dB)	Read Level (dBμV)	Emission Level (dBμV/m)	Limits (dBμV/m)	Margin (dB)	Detector
	2389.080	28.21	5.72	39.93	57.21	51.21	54.00	2.79	Average
	2390.040	28.21	5.72	39.93	57.02	51.02	54.00	2.98	Average
@	2404.920	28.14	5.75	39.93	113.25	107.21	---	---	Average

Remark: The "@" means fundamental frequency, it is ignored in this section.

This test report may be reproduced in full only. The document may only be updated by Audix Technology Corp. personnel. Any changes will be noted in the Document History section of the report.

Audix Technology Corp.
No. 491, Zhongfu Rd., Linkou Dist.,
New Taipei City244, Taiwan
Tel: +886 2 26099301
Fax: +886 2 26099303

Mode	802.11ax-HE20	Frequency	TX 2412MHz
		RU Configuration	106/53

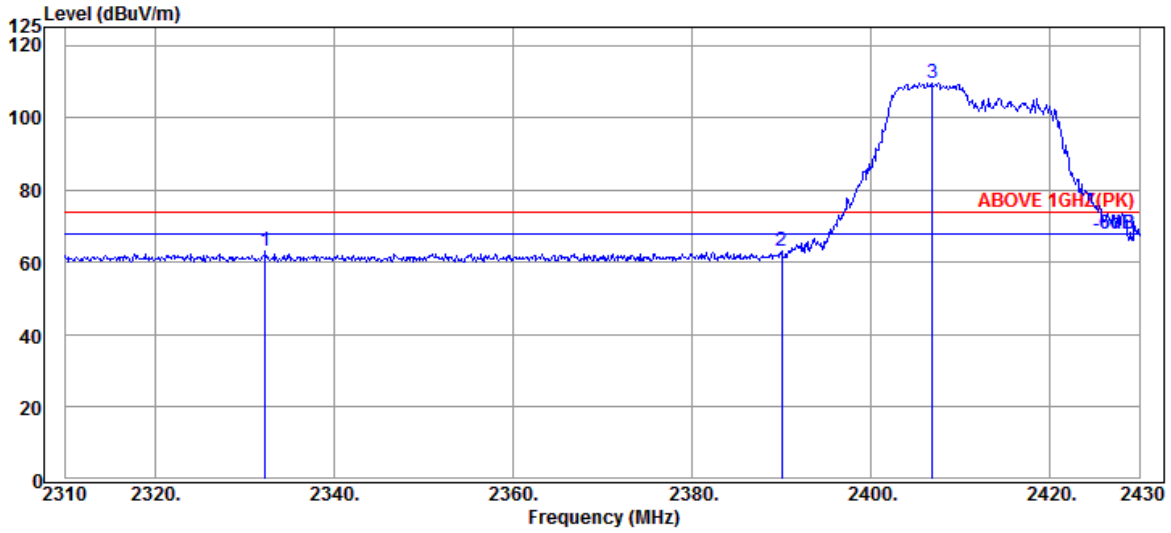

Antenna at Horizontal Polarization

Emission Frequency (MHz)	Antenna Factor (dB/m)	Cable Loss (dB)	Preamp Gain (dB)	Read Level (dBμV)	Emission Level (dBμV/m)	Limits (dBμV/m)	Margin (dB)	Detector
2332.320	28.35	5.63	39.94	69.04	63.08	74.00	10.92	Peak
2390.040	28.21	5.72	39.93	69.16	63.16	74.00	10.84	Peak
@ 2406.840	28.14	5.75	39.93	115.62	109.58	---	---	Peak

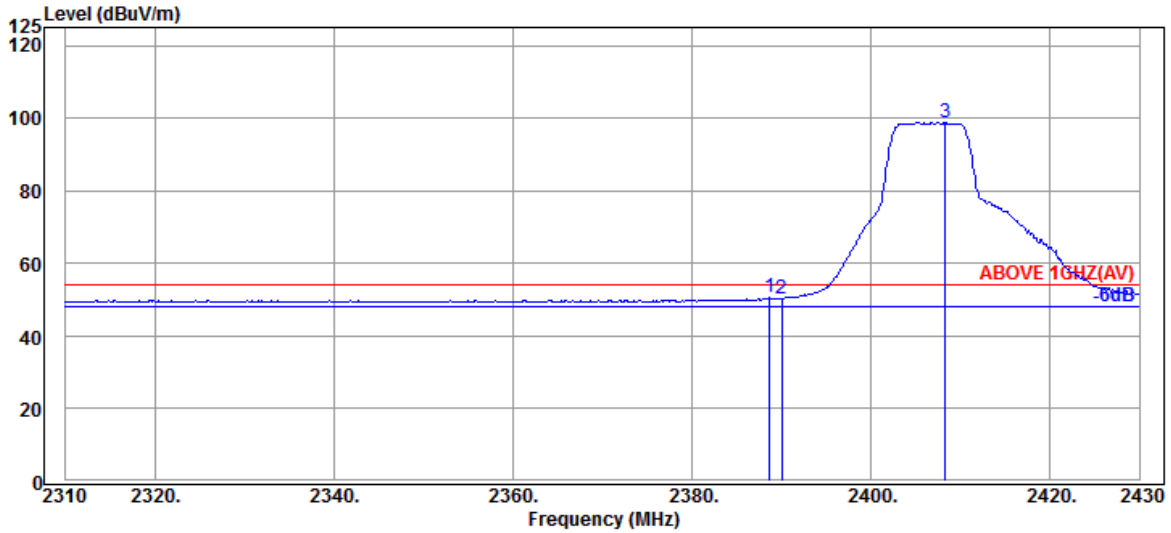

Antenna at Horizontal Polarization

Emission Frequency (MHz)	Antenna Factor (dB/m)	Cable Loss (dB)	Preamp Gain (dB)	Read Level (dBμV)	Emission Level (dBμV/m)	Limits (dBμV/m)	Margin (dB)	Detector
2388.720	28.21	5.72	39.93	56.56	50.56	54.00	3.44	Average
2390.040	28.21	5.72	39.93	56.28	50.28	54.00	3.72	Average
@ 2408.280	28.14	5.75	39.93	104.82	98.78	---	---	Average

Remark: The "@" means fundamental frequency, it is ignored in this section.

This test report may be reproduced in full only. The document may only be updated by Audix Technology Corp. personnel. Any changes will be noted in the Document History section of the report.

Audix Technology Corp.
No. 491, Zhongfu Rd., Linkou Dist.,
New Taipei City244, Taiwan
Tel: +886 2 26099301
Fax: +886 2 26099303

Mode	802.11ax-HE20	Frequency	TX 2412MHz
		RU Configuration	106/53

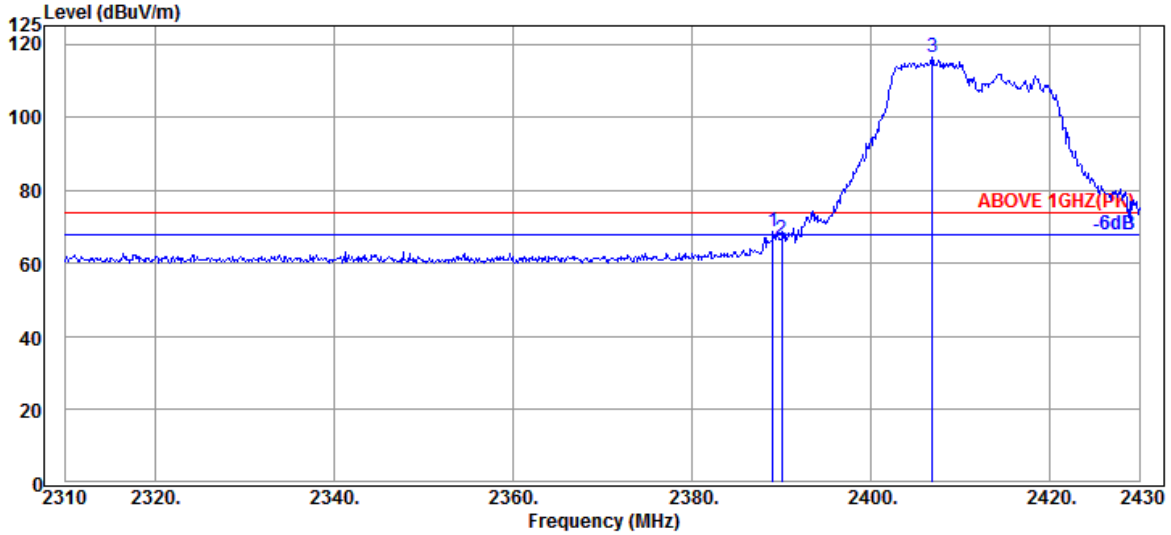

Antenna at Vertical Polarization

	Emission Frequency (MHz)	Antenna Factor (dB/m)	Cable Loss (dB)	Preamp Gain (dB)	Read Level (dBμV)	Emission Level (dBμV/m)	Limits (dBμV/m)	Margin (dB)	Detector
	2389.080	28.21	5.72	39.93	74.85	68.85	74.00	5.15	Peak
	2390.040	28.21	5.72	39.93	72.71	66.71	74.00	7.29	Peak
@	2406.840	28.14	5.75	39.93	122.28	116.24	---	---	Peak

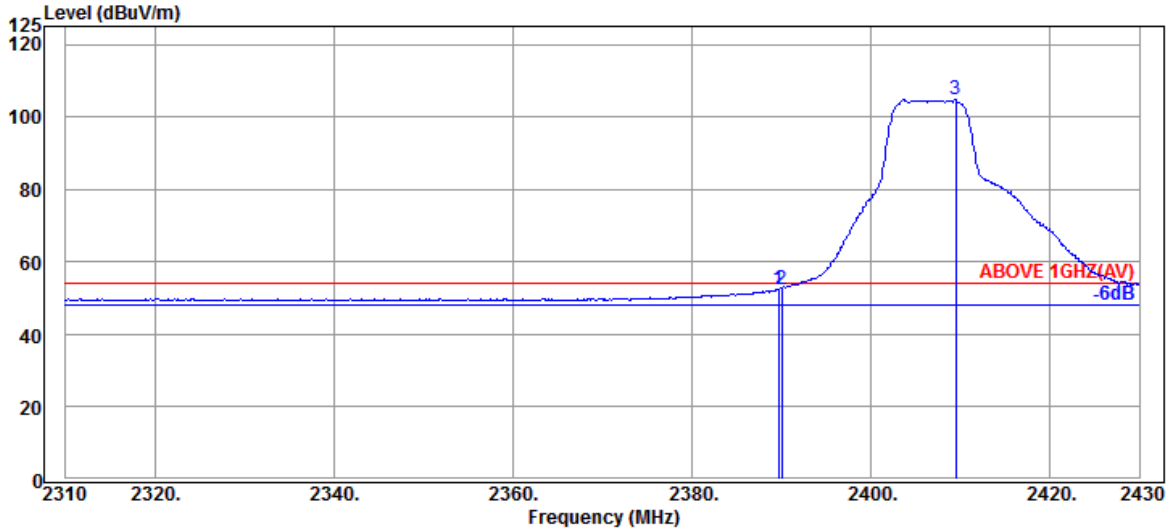

Antenna at Vertical Polarization

	Emission Frequency (MHz)	Antenna Factor (dB/m)	Cable Loss (dB)	Preamp Gain (dB)	Read Level (dBμV)	Emission Level (dBμV/m)	Limits (dBμV/m)	Margin (dB)	Detector
	2389.680	28.21	5.72	39.93	58.49	52.49	54.00	1.51	Average
	2390.040	28.21	5.72	39.93	58.50	52.50	54.00	1.50	Average
@	2409.480	28.14	5.75	39.93	110.69	104.65	---	---	Average

Remark: The "@" means fundamental frequency, it is ignored in this section.

This test report may be reproduced in full only. The document may only be updated by Audix Technology Corp. personnel. Any changes will be noted in the Document History section of the report.

Audix Technology Corp.
No. 491, Zhongfu Rd., Linkou Dist.,
New Taipei City244, Taiwan
Tel: +886 2 26099301
Fax: +886 2 26099303

Mode	802.11ax-HE20	Frequency	TX 2472MHz
		RU Configuration	26/8

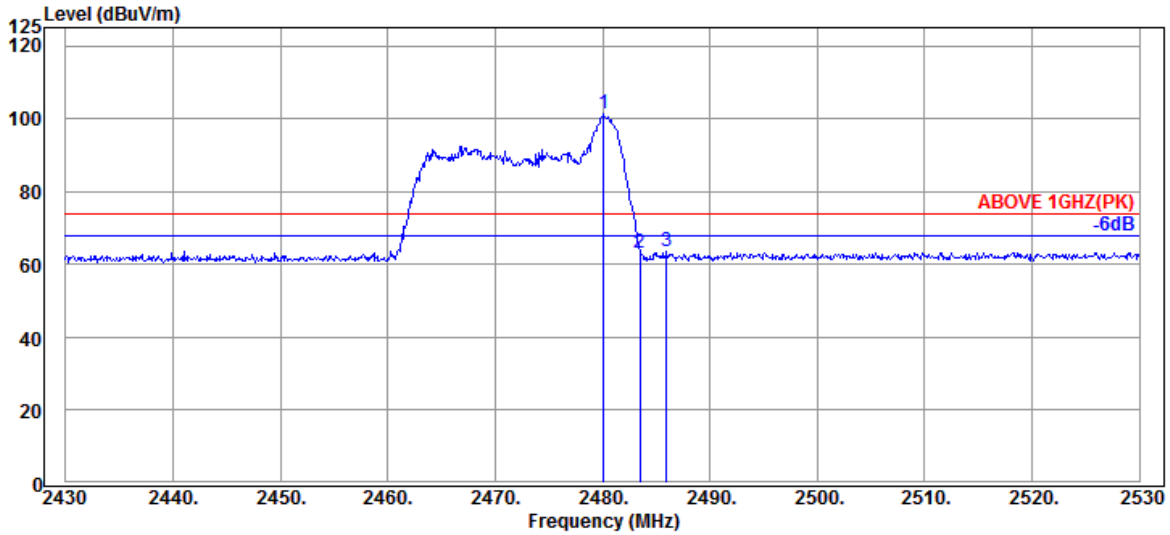

Antenna at Horizontal Polarization

	Emission Frequency (MHz)	Antenna Factor (dB/m)	Cable Loss (dB)	Preamp Gain (dB)	Read Level (dBμV)	Emission Level (dBμV/m)	Limits (dBμV/m)	Margin (dB)	Detector
@	2480.100	28.46	5.86	39.92	107.05	101.45	---	---	Peak
	2483.500	28.47	5.87	39.92	68.54	62.96	74.00	11.04	Peak
	2486.000	28.47	5.87	39.92	69.01	63.43	74.00	10.57	Peak

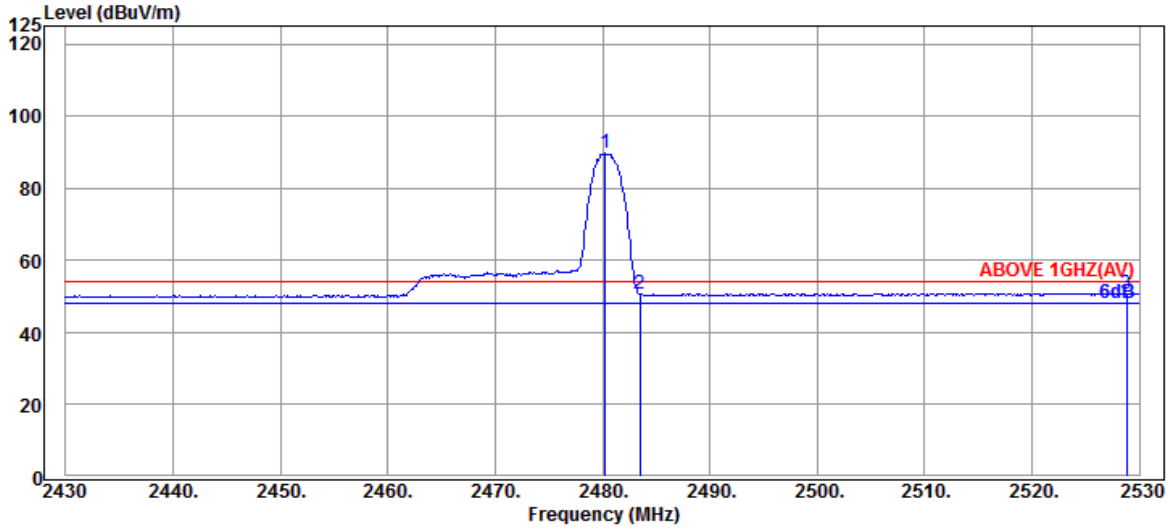

Antenna at Horizontal Polarization

	Emission Frequency (MHz)	Antenna Factor (dB/m)	Cable Loss (dB)	Preamp Gain (dB)	Read Level (dBμV)	Emission Level (dBμV/m)	Limits (dBμV/m)	Margin (dB)	Detector
@	2480.300	28.46	5.86	39.92	95.28	89.68	---	---	Average
	2483.500	28.47	5.87	39.92	56.19	50.61	54.00	3.39	Average
	2528.800	28.67	5.96	39.93	56.07	50.77	54.00	3.23	Average

Remark: The "@" means fundamental frequency, it is ignored in this section.

This test report may be reproduced in full only. The document may only be updated by Audix Technology Corp. personnel. Any changes will be noted in the Document History section of the report.

Audix Technology Corp.
No. 491, Zhongfu Rd., Linkou Dist.,
New Taipei City244, Taiwan
Tel: +886 2 26099301
Fax: +886 2 26099303

Mode	802.11ax-HE20	Frequency	TX 2472MHz
		RU Configuration	26/8

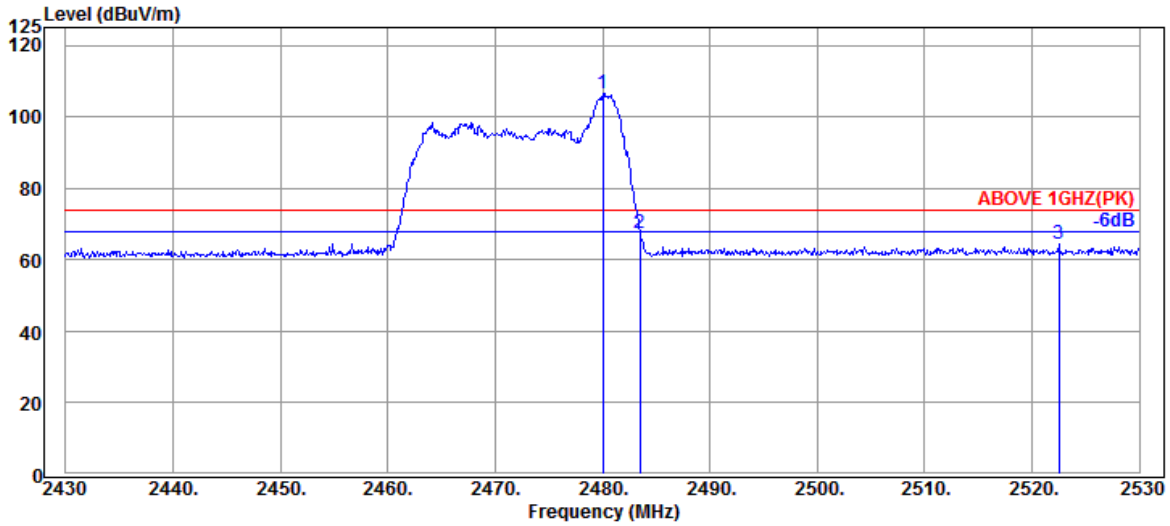

Antenna at Vertical Polarization

Emission Frequency (MHz)	Antenna Factor (dB/m)	Cable Loss (dB)	Preamp Gain (dB)	Read Level (dBμV)	Emission Level (dBμV/m)	Limits (dBμV/m)	Margin (dB)	Detector
@ 2480.000	28.46	5.86	39.92	111.99	106.39	---	---	Peak
2483.500	28.47	5.87	39.92	72.87	67.29	74.00	6.71	Peak
2522.500	28.63	5.94	39.93	69.84	64.48	74.00	9.52	Peak

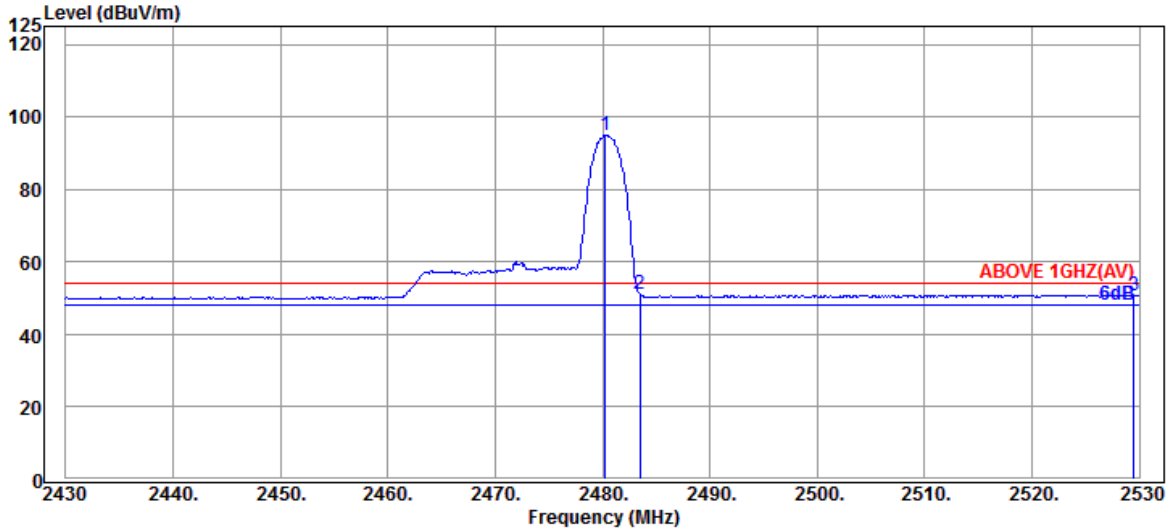

Antenna at Vertical Polarization

Emission Frequency (MHz)	Antenna Factor (dB/m)	Cable Loss (dB)	Preamp Gain (dB)	Read Level (dBμV)	Emission Level (dBμV/m)	Limits (dBμV/m)	Margin (dB)	Detector
@ 2480.300	28.46	5.86	39.92	100.63	95.03	---	---	Average
2483.500	28.47	5.87	39.92	56.88	51.30	54.00	2.70	Average
2529.500	28.67	5.96	39.93	56.17	50.87	54.00	3.13	Average

Remark: The "@" means fundamental frequency, it is ignored in this section.

This test report may be reproduced in full only. The document may only be updated by Audix Technology Corp. personnel. Any changes will be noted in the Document History section of the report.

Audix Technology Corp.
No. 491, Zhongfu Rd., Linkou Dist.,
New Taipei City244, Taiwan
Tel: +886 2 26099301
Fax: +886 2 26099303

Mode	802.11ax-HE20	Frequency	TX 2472MHz
		RU Configuration	52/40

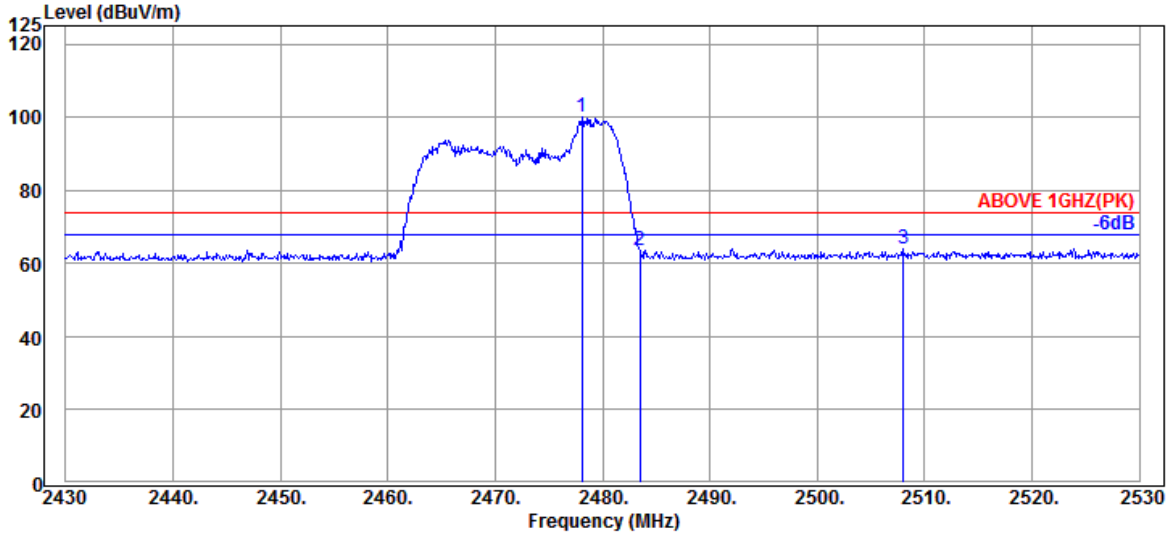

Antenna at Horizontal Polarization

Emission Frequency (MHz)	Antenna Factor (dB/m)	Cable Loss (dB)	Preamp Gain (dB)	Read Level (dBμV)	Emission Level (dBμV/m)	Limits (dBμV/m)	Margin (dB)	Detector
@ 2478.100	28.46	5.86	39.92	105.77	100.17	---	---	Peak
2483.500	28.47	5.87	39.92	69.01	63.43	74.00	10.57	Peak
2508.000	28.54	5.91	39.92	69.50	64.03	74.00	9.97	Peak

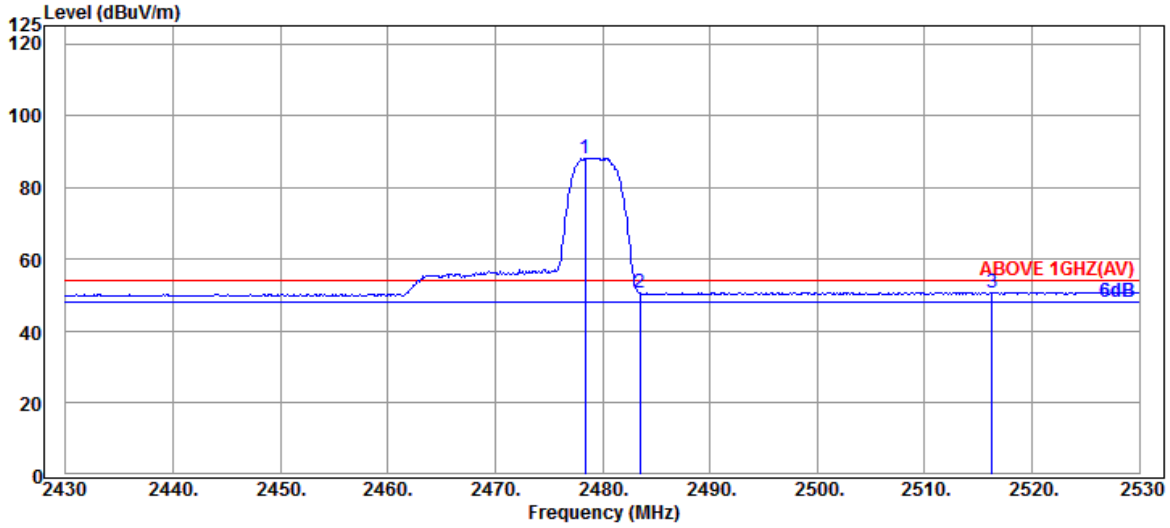

Antenna at Horizontal Polarization

Emission Frequency (MHz)	Antenna Factor (dB/m)	Cable Loss (dB)	Preamp Gain (dB)	Read Level (dBμV)	Emission Level (dBμV/m)	Limits (dBμV/m)	Margin (dB)	Detector
@ 2478.400	28.46	5.86	39.92	93.87	88.27	---	---	Average
2483.500	28.47	5.87	39.92	56.21	50.63	54.00	3.37	Average
2516.300	28.59	5.93	39.93	56.18	50.77	54.00	3.23	Average

Remark: The "@" means fundamental frequency, it is ignored in this section.

This test report may be reproduced in full only. The document may only be updated by Audix Technology Corp. personnel. Any changes will be noted in the Document History section of the report.

Audix Technology Corp.
No. 491, Zhongfu Rd., Linkou Dist.,
New Taipei City244, Taiwan
Tel: +886 2 26099301
Fax: +886 2 26099303

Mode	802.11ax-HE20	Frequency	TX 2472MHz
		RU Configuration	52/40

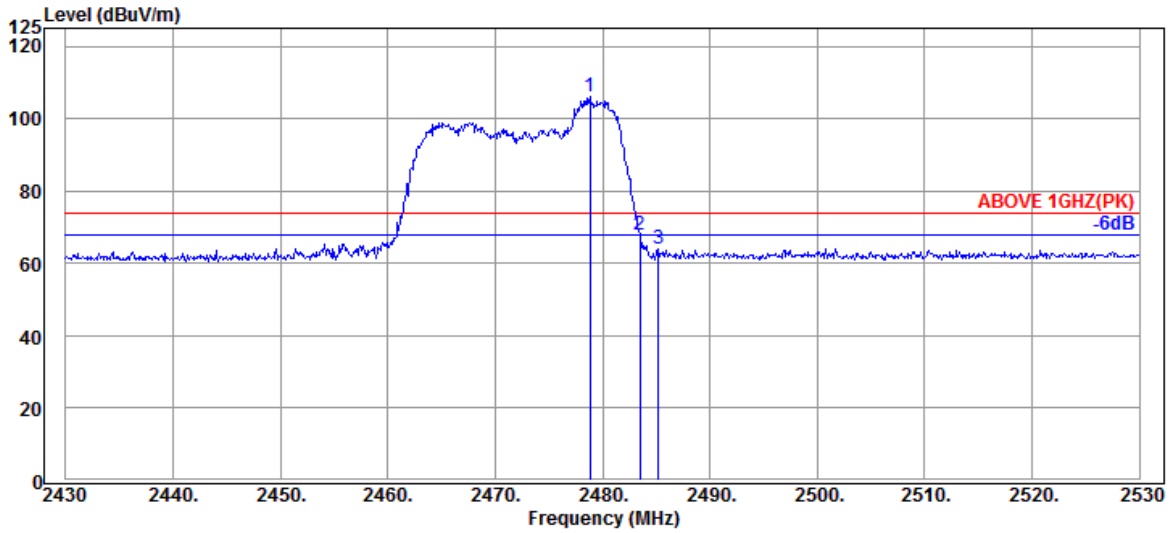

Antenna at Vertical Polarization

Emission Frequency (MHz)	Antenna Factor (dB/m)	Cable Loss (dB)	Preamp Gain (dB)	Read Level (dBμV)	Emission Level (dBμV/m)	Limits (dBμV/m)	Margin (dB)	Detector
@ 2478.800	28.46	5.86	39.92	111.53	105.93	---	---	Peak
2483.500	28.47	5.87	39.92	73.49	67.91	74.00	6.09	Peak
2485.200	28.47	5.87	39.92	69.62	64.04	74.00	9.96	Peak

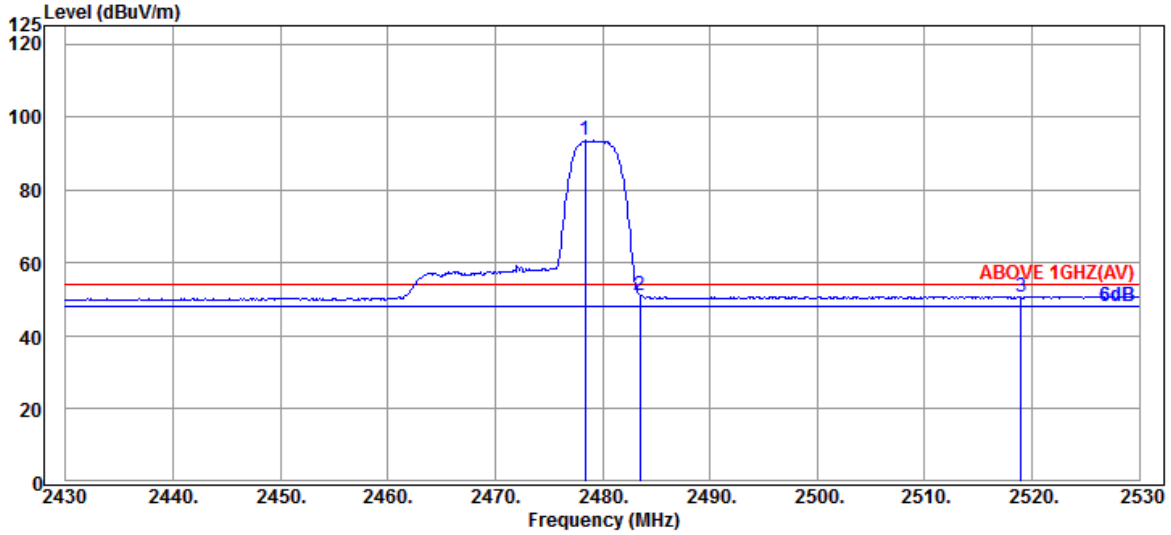

Antenna at Vertical Polarization

Emission Frequency (MHz)	Antenna Factor (dB/m)	Cable Loss (dB)	Preamp Gain (dB)	Read Level (dBμV)	Emission Level (dBμV/m)	Limits (dBμV/m)	Margin (dB)	Detector
@ 2478.400	28.46	5.86	39.92	99.06	93.46	---	---	Average
2483.500	28.47	5.87	39.92	56.76	51.18	54.00	2.82	Average
2519.000	28.63	5.94	39.93	56.25	50.89	54.00	3.11	Average

Remark: The "@" means fundamental frequency, it is ignored in this section.

This test report may be reproduced in full only. The document may only be updated by Audix Technology Corp. personnel. Any changes will be noted in the Document History section of the report.

Audix Technology Corp.
No. 491, Zhongfu Rd., Linkou Dist.,
New Taipei City244, Taiwan
Tel: +886 2 26099301
Fax: +886 2 26099303

Mode	802.11ax-HE20	Frequency	TX 2472MHz
		RU Configuration	106/54

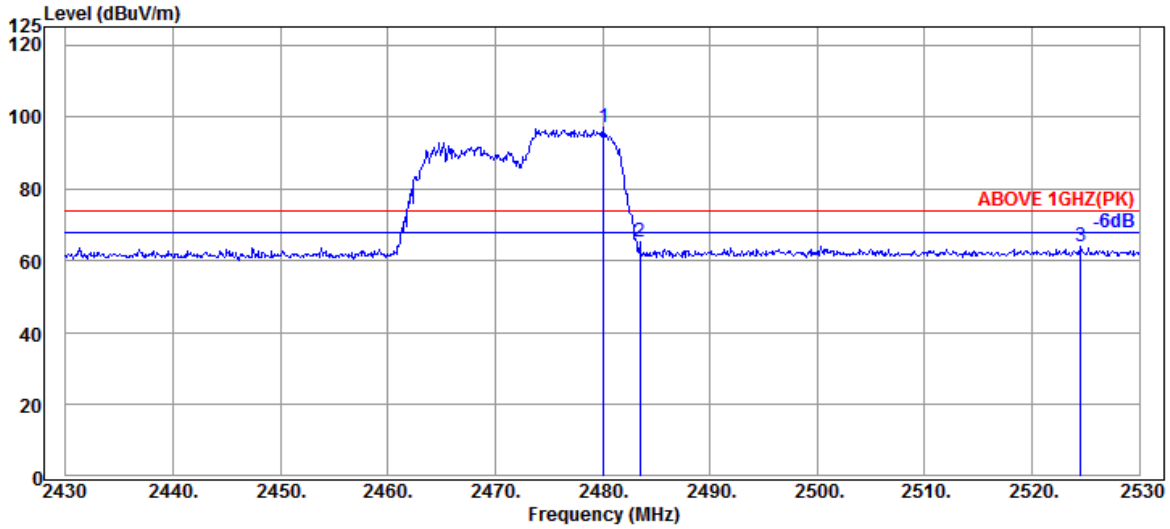

Antenna at Horizontal Polarization

Emission Frequency (MHz)	Antenna Factor (dB/m)	Cable Loss (dB)	Preamp Gain (dB)	Read Level (dBμV)	Emission Level (dBμV/m)	Limits (dBμV/m)	Margin (dB)	Detector
@ 2480.100	28.46	5.86	39.92	102.79	97.19	---	---	Peak
2483.500	28.47	5.87	39.92	70.86	65.28	74.00	8.72	Peak
2524.500	28.63	5.94	39.93	69.46	64.10	74.00	9.90	Peak

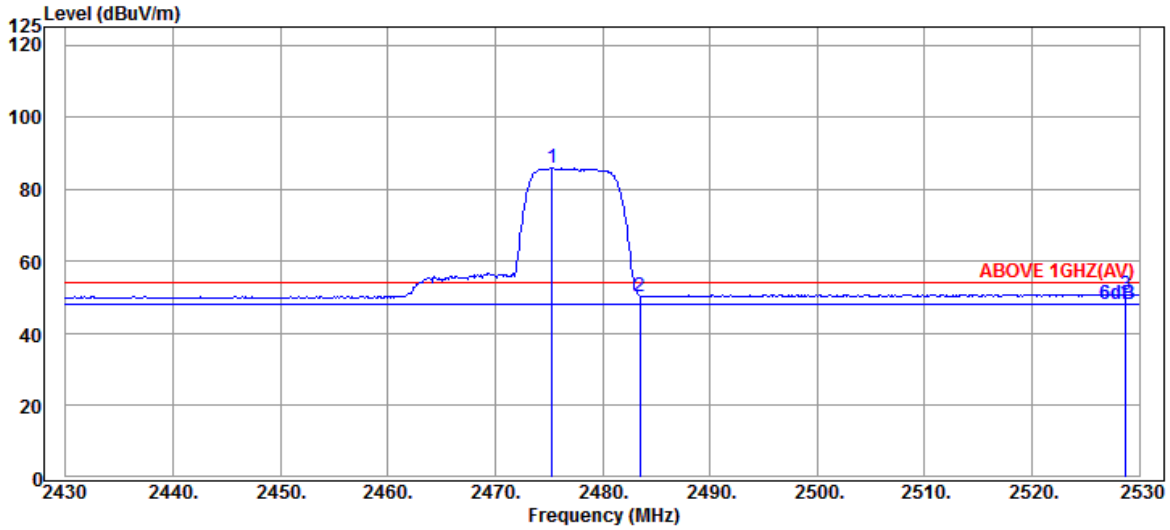

Antenna at Horizontal Polarization

Emission Frequency (MHz)	Antenna Factor (dB/m)	Cable Loss (dB)	Preamp Gain (dB)	Read Level (dBμV)	Emission Level (dBμV/m)	Limits (dBμV/m)	Margin (dB)	Detector
@ 2475.300	28.46	5.86	39.92	91.44	85.84	---	---	Average
2483.500	28.47	5.87	39.92	56.00	50.42	54.00	3.58	Average
2528.700	28.67	5.96	39.93	56.10	50.80	54.00	3.20	Average

Remark: The "@" means fundamental frequency, it is ignored in this section.

This test report may be reproduced in full only. The document may only be updated by Audix Technology Corp. personnel. Any changes will be noted in the Document History section of the report.

Audix Technology Corp.
No. 491, Zhongfu Rd., Linkou Dist.,
New Taipei City244, Taiwan
Tel: +886 2 26099301
Fax: +886 2 26099303

Mode	802.11ax-HE20	Frequency	TX 2472MHz
		RU Configuration	106/54

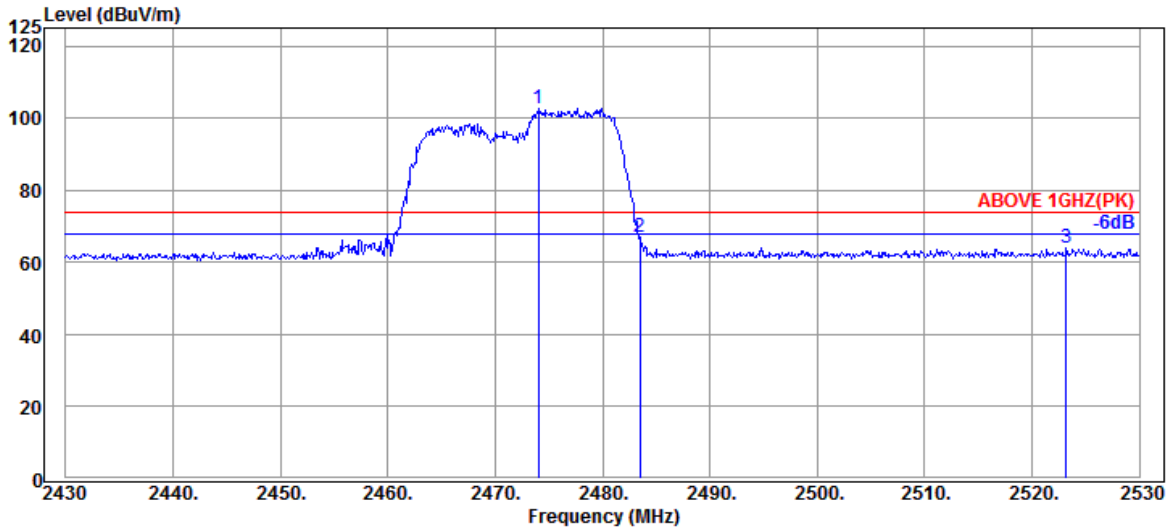

Antenna at Vertical Polarization

Emission Frequency (MHz)	Antenna Factor (dB/m)	Cable Loss (dB)	Preamp Gain (dB)	Read Level (dBμV)	Emission Level (dBμV/m)	Limits (dBμV/m)	Margin (dB)	Detector
@ 2474.000	28.44	5.85	39.92	108.44	102.81	---	---	Peak
2483.500	28.47	5.87	39.92	72.53	66.95	74.00	7.05	Peak
2523.200	28.63	5.94	39.93	69.34	63.98	74.00	10.02	Peak

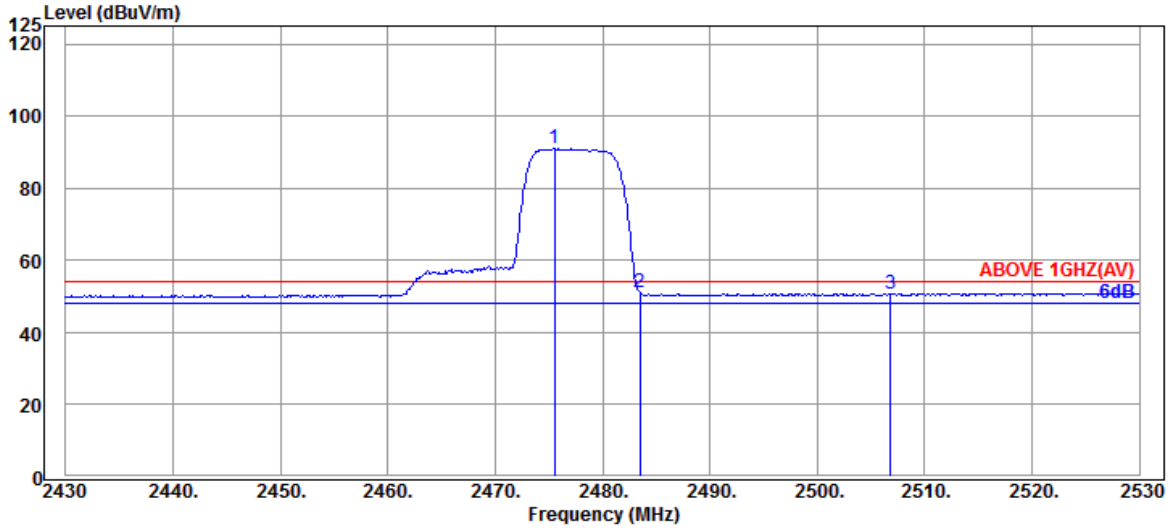

Antenna at Vertical Polarization

Emission Frequency (MHz)	Antenna Factor (dB/m)	Cable Loss (dB)	Preamp Gain (dB)	Read Level (dBμV)	Emission Level (dBμV/m)	Limits (dBμV/m)	Margin (dB)	Detector
@ 2475.500	28.46	5.86	39.92	96.50	90.90	---	---	Average
2483.500	28.47	5.87	39.92	56.55	50.97	54.00	3.03	Average
2506.800	28.54	5.91	39.92	56.32	50.85	54.00	3.15	Average

Remark: The "@" means fundamental frequency, it is ignored in this section.

This test report may be reproduced in full only. The document may only be updated by Audix Technology Corp. personnel. Any changes will be noted in the Document History section of the report.