

Bluetooth

Frequency: 2480 MHz; Duty Cycle: 1:1; Room Ambient Temperature: 23.0°C; Liquid Temperature: 22.0°C
Medium parameters used: $f = 2480$ MHz; $\sigma = 1.8$ S/m; $\epsilon_r = 38.651$; $\rho = 1000$ kg/m³

DASY5 Configuration:

- Area Scan Setting: Find Secondary Maximum Within: 2.0 dB and with a peak SAR value greater than 0.0012W/kg
- Electronics: DAE4 Sn1486; Calibrated: 2023/6/16
- Probe: EX3DV4 - SN7369; ConvF(7.61, 7.61, 7.61) @ 2480 MHz; Calibrated: 2023/5/22
- Sensor-Surface: 1.4mm (Mechanical Surface Detection (Locations From Previous Scan Used)), Sensor-Surface: 1.4mm (Mechanical Surface Detection)
- Phantom: ELI V8.0 (20deg probe tilt); Type: QD OVA 004 Ax; Serial: 2149

Notebook Computer/Aux Ant/Edge 3/BT DH5_Ch78/Area Scan (7x8x1): Measurement grid:

$dx=12$ mm, $dy=12$ mm

Maximum value of SAR (measured) = 0.435 W/kg

Notebook Computer/Aux Ant/Edge 3/BT DH5_Ch78/Zoom Scan (7x7x7)/Cube 0:

Measurement grid: $dx=5$ mm, $dy=5$ mm, $dz=5$ mm

Reference Value = 6.218 V/m; Power Drift = 0.11 dB

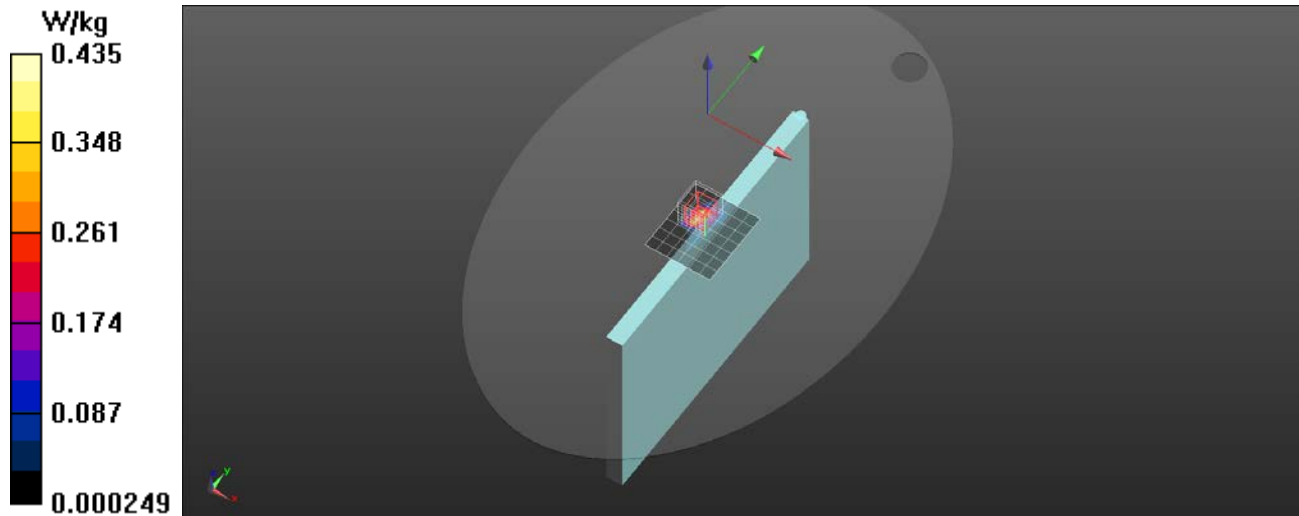
Peak SAR (extrapolated) = 1.13 W/kg

SAR(1 g) = 0.329 W/kg; SAR(10 g) = 0.104 W/kg

Smallest distance from peaks to all points 3 dB below = 4 mm

Ratio of SAR at M2 to SAR at M1 = 39.5%

Maximum value of SAR (measured) = 0.801 W/kg



WIFI-2.4G

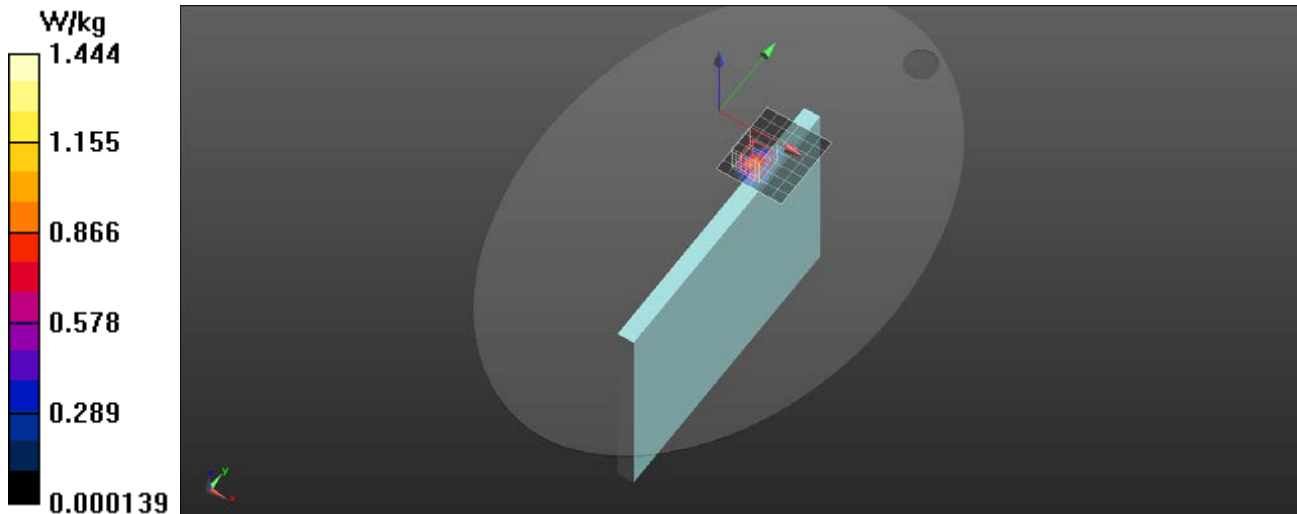
Frequency: 2467 MHz; Duty Cycle: 1:1; Room Ambient Temperature: 23.0°C; Liquid Temperature: 22.0°C
Medium parameters used: $f = 2467$ MHz; $\sigma = 1.785$ S/m; $\epsilon_r = 38.642$; $\rho = 1000$ kg/m³

DASY5 Configuration:

- Area Scan Setting: Find Secondary Maximum Within: 2.0 dB and with a peak SAR value greater than 0.0012W/kg
- Electronics: DAE4 Sn1486; Calibrated: 2023/6/16
- Probe: EX3DV4 - SN7369; ConvF(7.61, 7.61, 7.61) @ 2467 MHz; Calibrated: 2023/5/22
- Sensor-Surface: 1.4mm (Mechanical Surface Detection (Locations From Previous Scan Used)), Sensor-Surface: 1.4mm (Mechanical Surface Detection)
- Phantom: ELI V8.0 (20deg probe tilt); Type: QD OVA 004 Ax; Serial: 2149

Notebook Computer/Main Ant/Edge 3/802.11b_Ch12/Area Scan (7x8x1): Measurement grid: dx=12mm, dy=12mm
Maximum value of SAR (measured) = 1.44 W/kg

Notebook Computer/Main Ant/Edge 3/802.11b_Ch12/Zoom Scan (7x7x7)/Cube 0:
Measurement grid: dx=5mm, dy=5mm, dz=5mm
Reference Value = 3.673 V/m; Power Drift = 0.14 dB
Peak SAR (extrapolated) = 3.29 W/kg
SAR(1 g) = 1.02 W/kg; SAR(10 g) = 0.318 W/kg
Smallest distance from peaks to all points 3 dB below = 5 mm
Ratio of SAR at M2 to SAR at M1 = 33.7%
Maximum value of SAR (measured) = 2.24 W/kg



WIFI-2.4G

Frequency: 2467 MHz; Duty Cycle: 1:1; Room Ambient Temperature: 23.0°C; Liquid Temperature: 22.0°C

Medium parameters used: $f = 2467$ MHz; $\sigma = 1.785$ S/m; $\epsilon_r = 38.642$; $\rho = 1000$ kg/m³

DASY5 Configuration:

- Area Scan Setting: Find Secondary Maximum Within: 2.0 dB and with a peak SAR value greater than 0.0012W/kg
- Electronics: DAE4 Sn1486; Calibrated: 2023/6/16
- Probe: EX3DV4 - SN7369; ConvF(7.61, 7.61, 7.61) @ 2467 MHz; Calibrated: 2023/5/22
- Sensor-Surface: 1.4mm (Mechanical Surface Detection (Locations From Previous Scan Used)), Sensor-Surface: 1.4mm (Mechanical Surface Detection)
- Phantom: ELI V8.0 (20deg probe tilt); Type: QD OVA 004 Ax; Serial: 2149

Notebook Computer/Aux Ant/Edge 3/802.11b_Ch12/Area Scan (7x8x1): Measurement grid:

$dx=12$ mm, $dy=12$ mm

Maximum value of SAR (measured) = 1.07 W/kg

Notebook Computer/Aux Ant/Edge 3/802.11b_Ch12/Zoom Scan (7x7x7)/Cube 0:

Measurement grid: $dx=5$ mm, $dy=5$ mm, $dz=5$ mm

Reference Value = 12.23 V/m; Power Drift = 0.11 dB

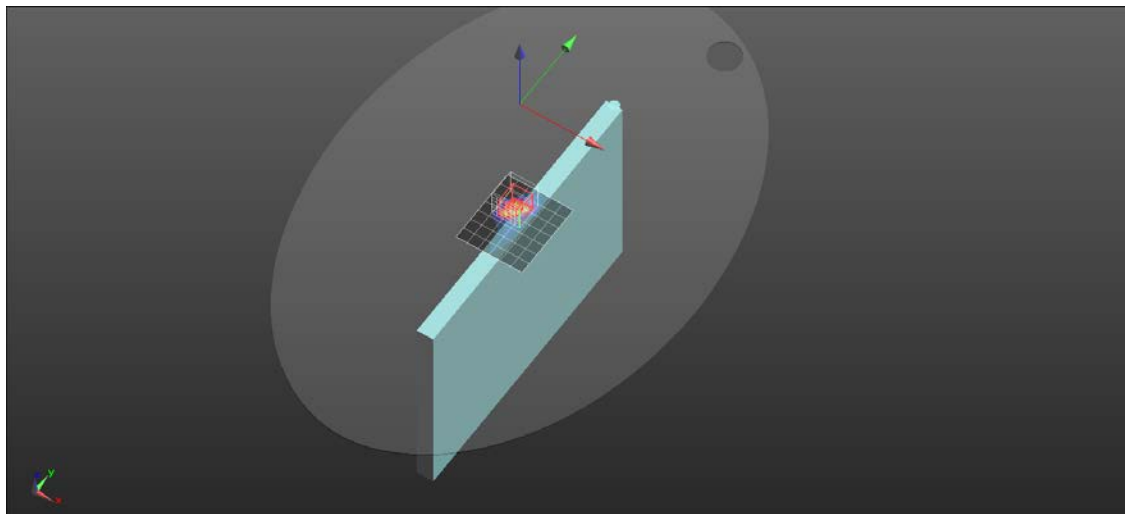
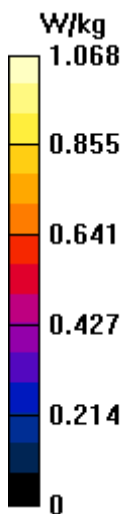
Peak SAR (extrapolated) = 3.69 W/kg

SAR(1 g) = 1.05 W/kg; SAR(10 g) = 0.334 W/kg

Smallest distance from peaks to all points 3 dB below = 4.5 mm

Ratio of SAR at M2 to SAR at M1 = 39.8%

Maximum value of SAR (measured) = 2.60 W/kg



WIFI-5G

Frequency: 5250 MHz; Duty Cycle: 1:1; Room Ambient Temperature: 23.0°C; Liquid Temperature: 22.0°C
Medium parameters used (interpolated): $f = 5250$ MHz; $\sigma = 4.563$ S/m; $\epsilon_r = 37.321$; $\rho = 1000$ kg/m³

DASY5 Configuration:

- Area Scan Setting: Find Secondary Maximum Within: 2.0 dB and with a peak SAR value greater than 0.0012W/kg
- Electronics: DAE4 Sn1486; Calibrated: 2023/6/16
- Probe: EX3DV4 - SN7369; ConvF(5.17, 5.17, 5.17) @ 5250 MHz; Calibrated: 2023/5/22
- Sensor-Surface: 1.4mm (Mechanical Surface Detection)
- Phantom: ELI V8.0 (20deg probe tilt); Type: QD OVA 004 Ax; Serial: 2149

Notebook Computer/Main Ant/Bottom/802.11ac160_Ch50/Area Scan (8x9x1):

Measurement grid: dx=10mm, dy=10mm

Maximum value of SAR (measured) = 1.27 W/kg

Notebook Computer/Main Ant/Bottom/802.11ac160_Ch50/Zoom Scan (7x7x12)/Cube

0: Measurement grid: dx=4mm, dy=4mm, dz=2mm

Reference Value = 1.101 V/m; Power Drift = 0.08 dB

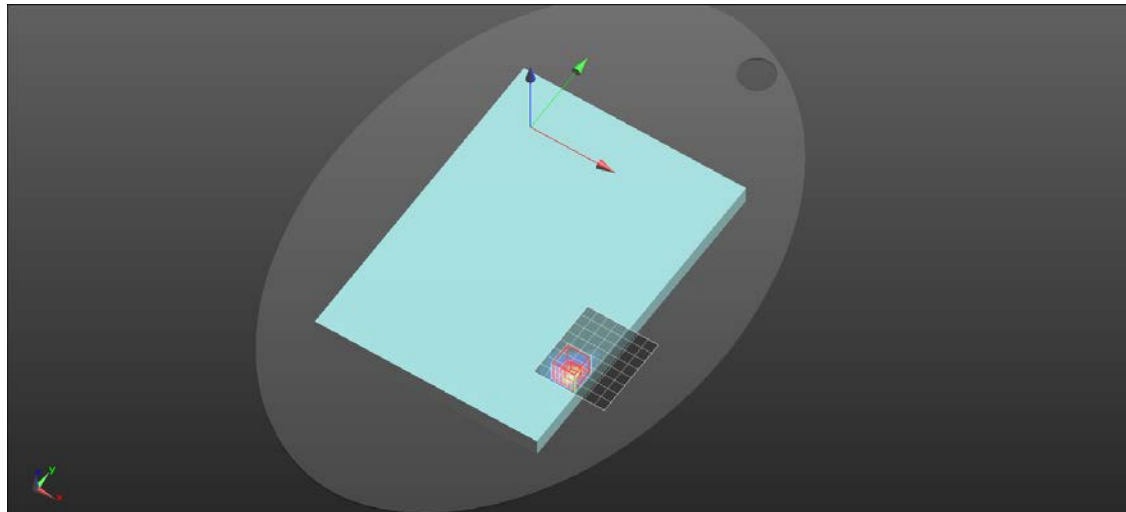
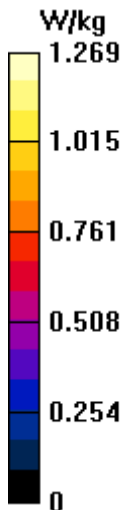
Peak SAR (extrapolated) = 2.70 W/kg

SAR(1 g) = 0.601 W/kg; SAR(10 g) = 0.191 W/kg

Smallest distance from peaks to all points 3 dB below = 4.8 mm

Ratio of SAR at M2 to SAR at M1 = 49.6%

Maximum value of SAR (measured) = 1.50 W/kg



WIFI-5G

Frequency: 5250 MHz; Duty Cycle: 1:1; Room Ambient Temperature: 23.0°C; Liquid Temperature: 22.0°C
Medium parameters used (interpolated): $f = 5250$ MHz; $\sigma = 4.563$ S/m; $\epsilon_r = 37.321$; $\rho = 1000$ kg/m³

DASY5 Configuration:

- Area Scan Setting: Find Secondary Maximum Within: 2.0 dB and with a peak SAR value greater than 0.0012W/kg
- Electronics: DAE4 Sn1486; Calibrated: 2023/6/16
- Probe: EX3DV4 - SN7369; ConvF(5.17, 5.17, 5.17) @ 5250 MHz; Calibrated: 2023/5/22
- Sensor-Surface: 1.4mm (Mechanical Surface Detection)
- Phantom: ELI V8.0 (20deg probe tilt); Type: QD OVA 004 Ax; Serial: 2149

Notebook Computer/Aux Ant/Bottom/802.11ac160_Ch50/Area Scan (8x9x1):

Measurement grid: dx=10mm, dy=10mm

Maximum value of SAR (measured) = 1.34 W/kg

Notebook Computer/Aux Ant/Bottom/802.11ac160_Ch50/Zoom Scan (7x7x12)/Cube

0: Measurement grid: dx=4mm, dy=4mm, dz=2mm

Reference Value = 0 V/m; Power Drift = 0.00 dB

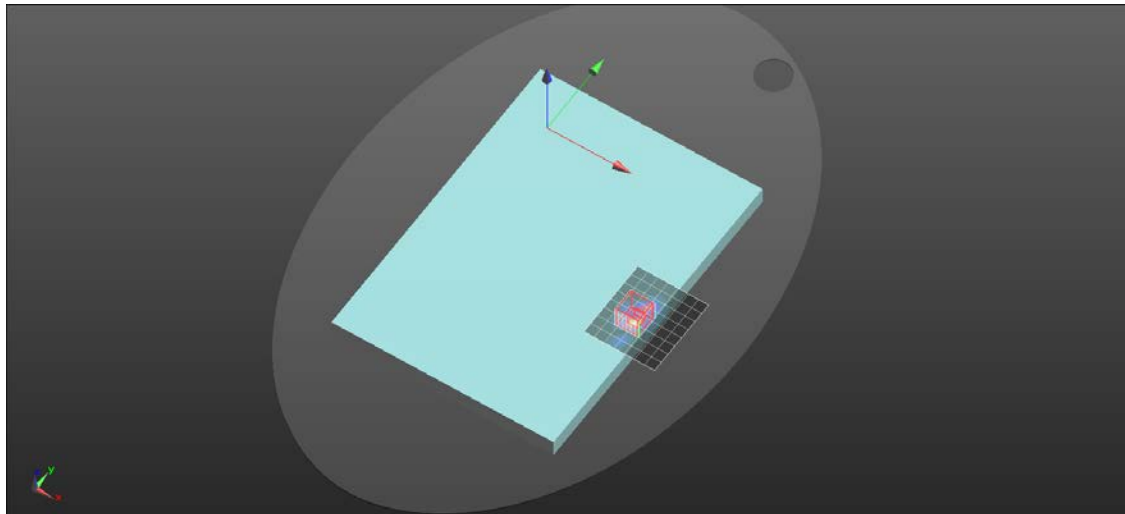
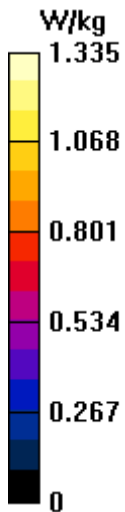
Peak SAR (extrapolated) = 3.69 W/kg

SAR(1 g) = 0.607 W/kg; SAR(10 g) = 0.149 W/kg

Smallest distance from peaks to all points 3 dB below = 4.7 mm

Ratio of SAR at M2 to SAR at M1 = 47.2%

Maximum value of SAR (measured) = 1.81 W/kg



WIFI-5G

Frequency: 5570 MHz; Duty Cycle: 1:1; Room Ambient Temperature: 23.0°C; Liquid Temperature: 22.0°C
Medium parameters used (interpolated): $f = 5570$ MHz; $\sigma = 4.917$ S/m; $\epsilon_r = 36.551$; $\rho = 1000$ kg/m³

DASY5 Configuration:

- Area Scan Setting: Find Secondary Maximum Within: 2.0 dB and with a peak SAR value greater than 0.0012W/kg
- Electronics: DAE4 Sn1486; Calibrated: 2023/6/16
- Probe: EX3DV4 - SN7369; ConvF(4.6, 4.6, 4.6) @ 5570 MHz; Calibrated: 2023/5/22
- Sensor-Surface: 1.4mm (Mechanical Surface Detection (Locations From Previous Scan Used)), Sensor-Surface: 1.4mm (Mechanical Surface Detection)
- Phantom: ELI V8.0 (20deg probe tilt); Type: QD OVA 004 Ax; Serial: 2149

Notebook Computer/Main Ant/Bottom/802.11ac160_Ch114/Area Scan (8x9x1):

Measurement grid: dx=10mm, dy=10mm

Maximum value of SAR (measured) = 1.57 W/kg

Notebook Computer/Main Ant/Bottom/802.11ac160_Ch114/Zoom Scan

(7x7x12)/Cube 0: Measurement grid: dx=4mm, dy=4mm, dz=2mm

Reference Value = 0 V/m; Power Drift = 0.00 dB

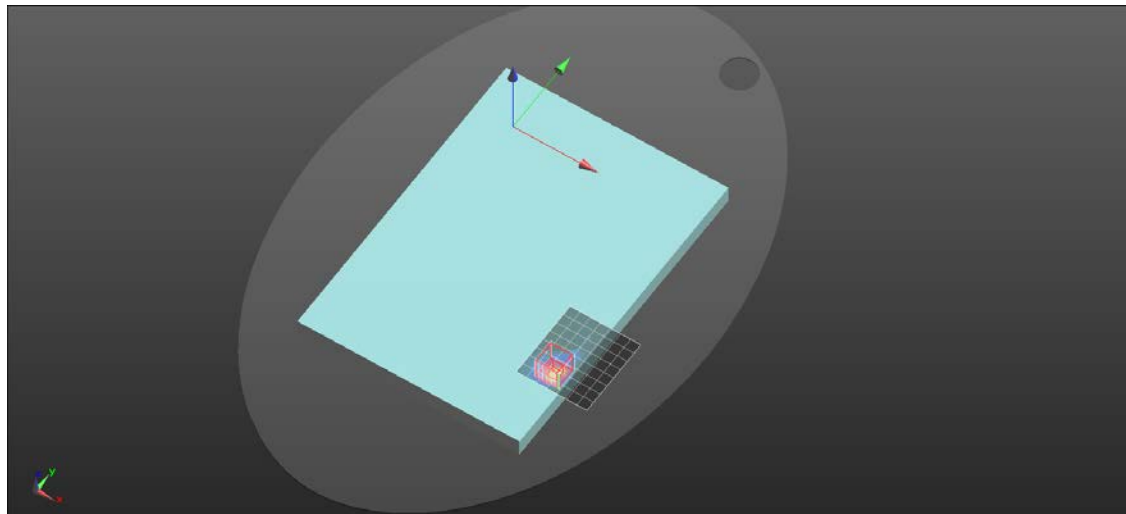
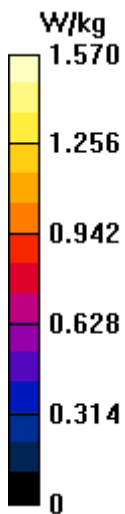
Peak SAR (extrapolated) = 2.75 W/kg

SAR(1 g) = 0.573 W/kg; SAR(10 g) = 0.176 W/kg

Smallest distance from peaks to all points 3 dB below = 5.4 mm

Ratio of SAR at M2 to SAR at M1 = 45.3%

Maximum value of SAR (measured) = 1.43 W/kg



WIFI-5G

Frequency: 5570 MHz; Duty Cycle: 1:1; Room Ambient Temperature: 23.0°C; Liquid Temperature: 22.0°C
Medium parameters used (interpolated): $f = 5570$ MHz; $\sigma = 4.917$ S/m; $\epsilon_r = 36.551$; $\rho = 1000$ kg/m³

DASY5 Configuration:

- Area Scan Setting: Find Secondary Maximum Within: 2.0 dB and with a peak SAR value greater than 0.0012W/kg
- Electronics: DAE4 Sn1486; Calibrated: 2023/6/16
- Probe: EX3DV4 - SN7369; ConvF(4.6, 4.6, 4.6) @ 5570 MHz; Calibrated: 2023/5/22
- Sensor-Surface: 1.4mm (Mechanical Surface Detection (Locations From Previous Scan Used)), Sensor-Surface: 1.4mm (Mechanical Surface Detection)
- Phantom: ELI V8.0 (20deg probe tilt); Type: QD OVA 004 Ax; Serial: 2149

Notebook Computer/Aux Ant/Edge 3/802.11ac160_Ch114/Area Scan (8x9x1):

Measurement grid: dx=10mm, dy=10mm

Maximum value of SAR (measured) = 1.25 W/kg

Notebook Computer/Aux Ant/Edge 3/802.11ac160_Ch114/Zoom Scan (7x7x12)/Cube

0: Measurement grid: dx=4mm, dy=4mm, dz=2mm

Reference Value = 10.93 V/m; Power Drift = 0.13 dB

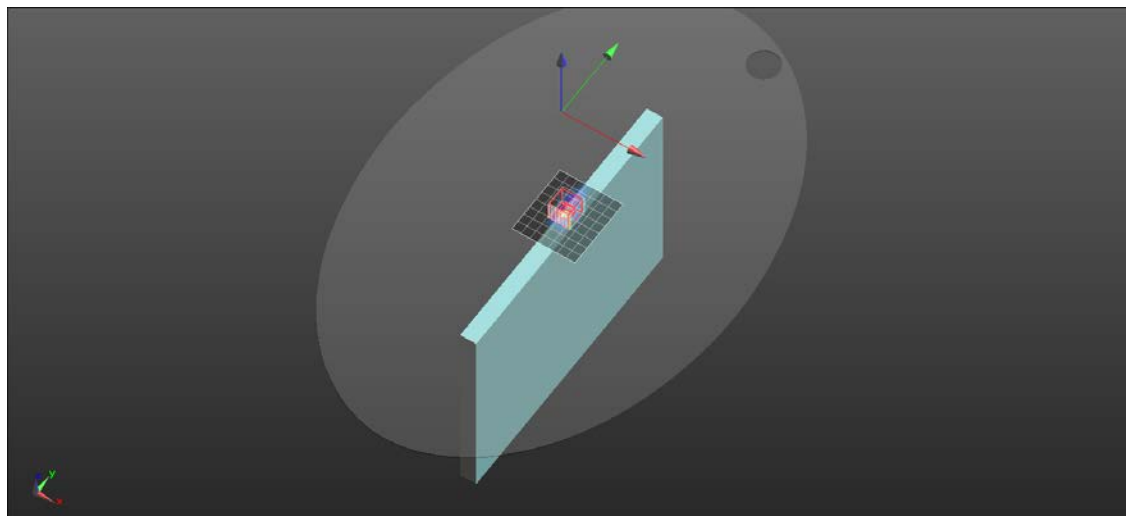
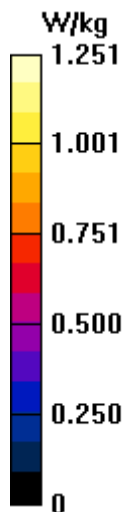
Peak SAR (extrapolated) = 3.51 W/kg

SAR(1 g) = 0.609 W/kg; SAR(10 g) = 0.135 W/kg

Smallest distance from peaks to all points 3 dB below = 4.8 mm

Ratio of SAR at M2 to SAR at M1 = 49.2%

Maximum value of SAR (measured) = 1.82 W/kg



WIFI-5G

Frequency: 5775 MHz; Duty Cycle: 1:1; Room Ambient Temperature: 23.0°C; Liquid Temperature: 22.0°C
Medium parameters used (interpolated): $f = 5775$ MHz; $\sigma = 5.166$ S/m; $\epsilon_r = 36.121$; $\rho = 1000$ kg/m³

DASY5 Configuration:

- Area Scan Setting: Find Secondary Maximum Within: 2.0 dB and with a peak SAR value greater than 0.0012W/kg
- Electronics: DAE4 Sn1486; Calibrated: 2023/6/16
- Probe: EX3DV4 - SN7369; ConvF(4.6, 4.6, 4.6) @ 5775 MHz; Calibrated: 2023/5/22
- Sensor-Surface: 1.4mm (Mechanical Surface Detection (Locations From Previous Scan Used)), Sensor-Surface: 1.4mm (Mechanical Surface Detection)
- Phantom: ELI V8.0 (20deg probe tilt); Type: QD OVA 004 Ax; Serial: 2149

Notebook Computer/Main Ant/Edge 3/802.11ac80_Ch155/Area Scan (8x9x1):

Measurement grid: dx=10mm, dy=10mm

Maximum value of SAR (measured) = 2.07 W/kg

Notebook Computer/Main Ant/Edge 3/802.11ac80_Ch155/Zoom Scan (7x7x12)/Cube

0: Measurement grid: dx=4mm, dy=4mm, dz=2mm

Reference Value = 0.4930 V/m; Power Drift = 0.13 dB

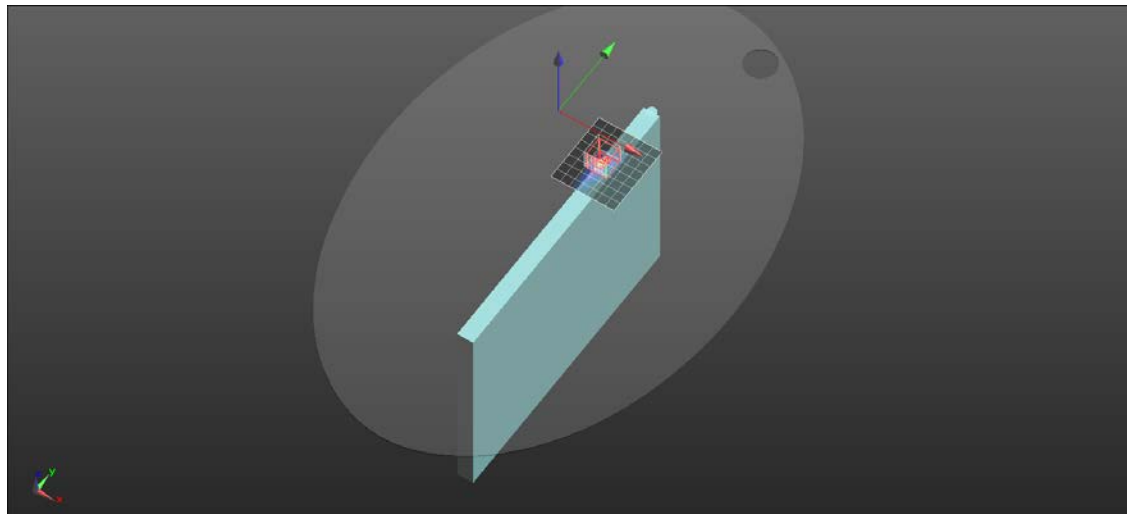
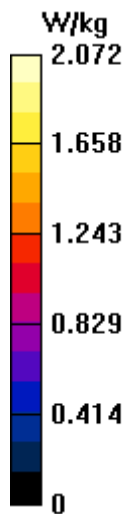
Peak SAR (extrapolated) = 4.59 W/kg

SAR(1 g) = 0.662 W/kg; SAR(10 g) = 0.159 W/kg

Smallest distance from peaks to all points 3 dB below = 4 mm

Ratio of SAR at M2 to SAR at M1 = 45.4%

Maximum value of SAR (measured) = 2.05 W/kg



WIFI-5G

Frequency: 5775 MHz; Duty Cycle: 1:1; Room Ambient Temperature: 23.0°C; Liquid Temperature: 22.0°C
Medium parameters used (interpolated): $f = 5775$ MHz; $\sigma = 5.166$ S/m; $\epsilon_r = 36.121$; $\rho = 1000$ kg/m³

DASY5 Configuration:

- Area Scan Setting: Find Secondary Maximum Within: 2.0 dB and with a peak SAR value greater than 0.0012W/kg
- Electronics: DAE4 Sn1486; Calibrated: 2023/6/16
- Probe: EX3DV4 - SN7369; ConvF(4.6, 4.6, 4.6) @ 5775 MHz; Calibrated: 2023/5/22
- Sensor-Surface: 1.4mm (Mechanical Surface Detection (Locations From Previous Scan Used)), Sensor-Surface: 1.4mm (Mechanical Surface Detection)
- Phantom: ELI V8.0 (20deg probe tilt); Type: QD OVA 004 Ax; Serial: 2149

Notebook Computer/Aux Ant/Edge 3/802.11ac80_Ch155/Area Scan (8x9x1):

Measurement grid: dx=10mm, dy=10mm

Maximum value of SAR (measured) = 1.77 W/kg

Notebook Computer/Aux Ant/Edge 3/802.11ac80_Ch155/Zoom Scan (7x7x12)/Cube 0:

Measurement grid: dx=4mm, dy=4mm, dz=2mm

Reference Value = 10.12 V/m; Power Drift = 0.13 dB

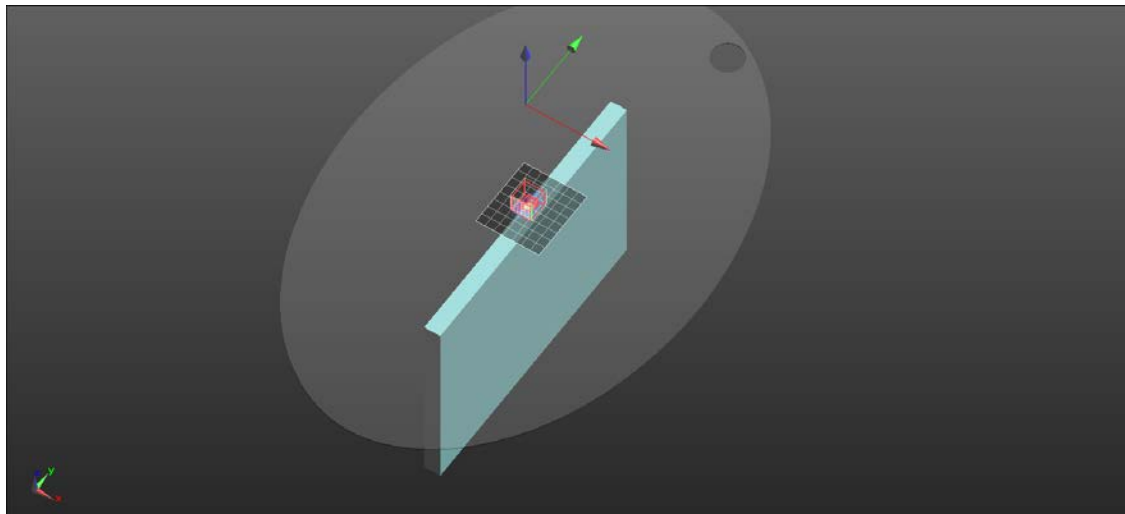
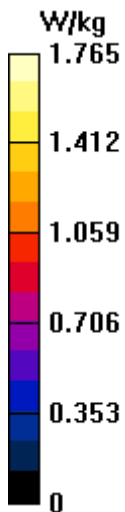
Peak SAR (extrapolated) = 3.87 W/kg

SAR(1 g) = 0.641 W/kg; SAR(10 g) = 0.132 W/kg

Smallest distance from peaks to all points 3 dB below = 4.8 mm

Ratio of SAR at M2 to SAR at M1 = 48.1%

Maximum value of SAR (measured) = 1.92 W/kg



WIFI-5G

Frequency: 5815 MHz; Duty Cycle: 1:1; Room Ambient Temperature: 23.0°C; Liquid Temperature: 22.0°C
 Medium parameters used (interpolated): $f = 5815$ MHz; $\sigma = 5.216$ S/m; $\epsilon_r = 36.053$; $\rho = 1000$ kg/m³

DASY5 Configuration:

- Area Scan Setting: Find Secondary Maximum Within: 2.0 dB and with a peak SAR value greater than 0.0012W/kg
- Electronics: DAE4 Sn1486; Calibrated: 2023/6/16
- Probe: EX3DV4 - SN7369; ConvF(4.6, 4.6, 4.6) @ 5815 MHz; Calibrated: 2023/5/22
- Sensor-Surface: 1.4mm (Mechanical Surface Detection (Locations From Previous Scan Used)), Sensor-Surface: 1.4mm (Mechanical Surface Detection)
- Phantom: ELI V8.0 (20deg probe tilt); Type: QD OVA 004 Ax; Serial: 2149

Notebook Computer/Main Ant/Edge 3/802.11ac160_Ch163/Area Scan (8x9x1):

Measurement grid: dx=10mm, dy=10mm

Maximum value of SAR (measured) = 2.66 W/kg

Notebook Computer/Main Ant/Edge 3/802.11ac160_Ch163/Zoom Scan

(7x7x12)/Cube 0: Measurement grid: dx=4mm, dy=4mm, dz=2mm

Reference Value = 0 V/m; Power Drift = 0.00 dB

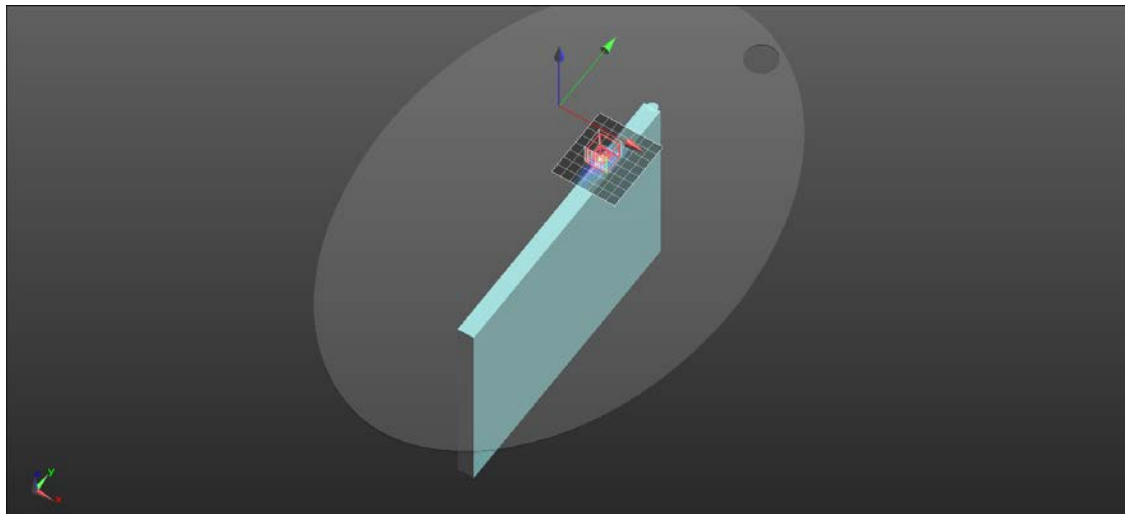
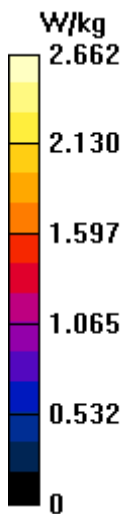
Peak SAR (extrapolated) = 4.36 W/kg

SAR(1 g) = 0.625 W/kg; SAR(10 g) = 0.150 W/kg

Smallest distance from peaks to all points 3 dB below = 4 mm

Ratio of SAR at M2 to SAR at M1 = 45.4%

Maximum value of SAR (measured) = 1.92 W/kg



WIFI-5G

Frequency: 5815 MHz; Duty Cycle: 1:1; Room Ambient Temperature: 23.0°C; Liquid Temperature: 22.0°C
Medium parameters used (interpolated): $f = 5815$ MHz; $\sigma = 5.216$ S/m; $\epsilon_r = 36.053$; $\rho = 1000$ kg/m³

DASY5 Configuration:

- Area Scan Setting: Find Secondary Maximum Within: 2.0 dB and with a peak SAR value greater than 0.0012W/kg
- Electronics: DAE4 Sn1486; Calibrated: 2023/6/16
- Probe: EX3DV4 - SN7369; ConvF(4.6, 4.6, 4.6) @ 5815 MHz; Calibrated: 2023/5/22
- Sensor-Surface: 1.4mm (Mechanical Surface Detection (Locations From Previous Scan Used)), Sensor-Surface: 1.4mm (Mechanical Surface Detection)
- Phantom: ELI V8.0 (20deg probe tilt); Type: QD OVA 004 Ax; Serial: 2149

Notebook Computer/Aux Ant/Edge 3/802.11ac160_Ch163/Area Scan (8x9x1):

Measurement grid: dx=10mm, dy=10mm

Maximum value of SAR (measured) = 1.74 W/kg

Notebook Computer/Aux Ant/Edge 3/802.11ac160_Ch163/Zoom Scan (7x7x12)/Cube

0: Measurement grid: dx=4mm, dy=4mm, dz=2mm

Reference Value = 9.863 V/m; Power Drift = -0.18 dB

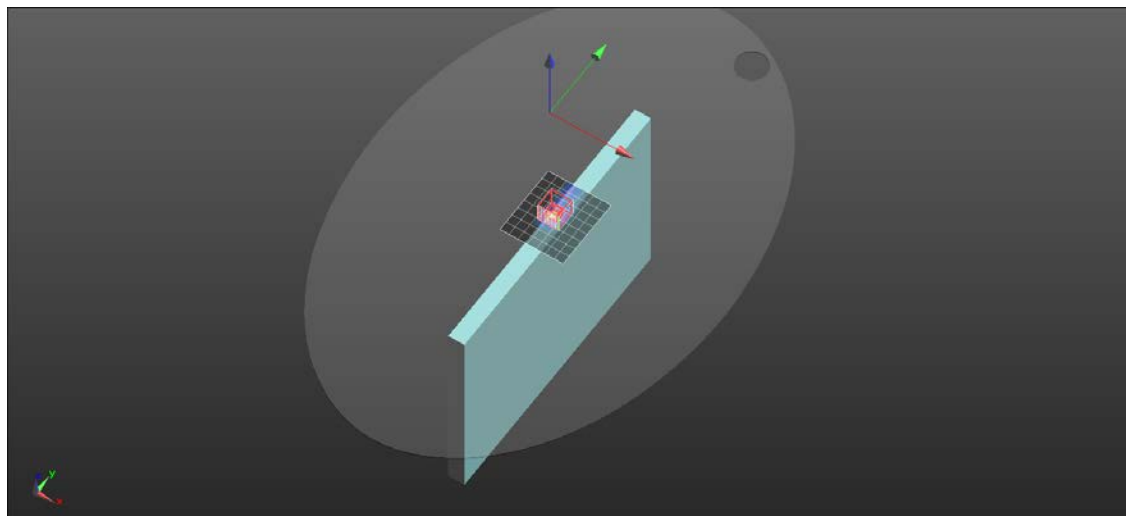
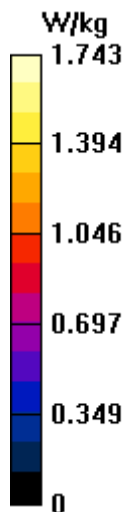
Peak SAR (extrapolated) = 3.64 W/kg

SAR(1 g) = 0.584 W/kg; SAR(10 g) = 0.121 W/kg

Smallest distance from peaks to all points 3 dB below = 4.8 mm

Ratio of SAR at M2 to SAR at M1 = 47.8%

Maximum value of SAR (measured) = 1.74 W/kg



Device Under Test Properties

Model, Manufacturer	Dimensions [mm]	IMEI	DUT Type
Device,	310.0 x 220.0 x 18.0		Laptop

Exposure Conditions

Phantom Section, TSL	Position, Test Distance [mm]	Band	Group, UID	Frequency [MHz], Channel Number	Conversion Factor	TSL Conductivity [S/m]	TSL Permittivity
Flat, HSL	Bottom, 0.00	U-NII-5	WLAN, 10755-AAC	6025.0, 15	5.4	5.67	34.1

Hardware Setup

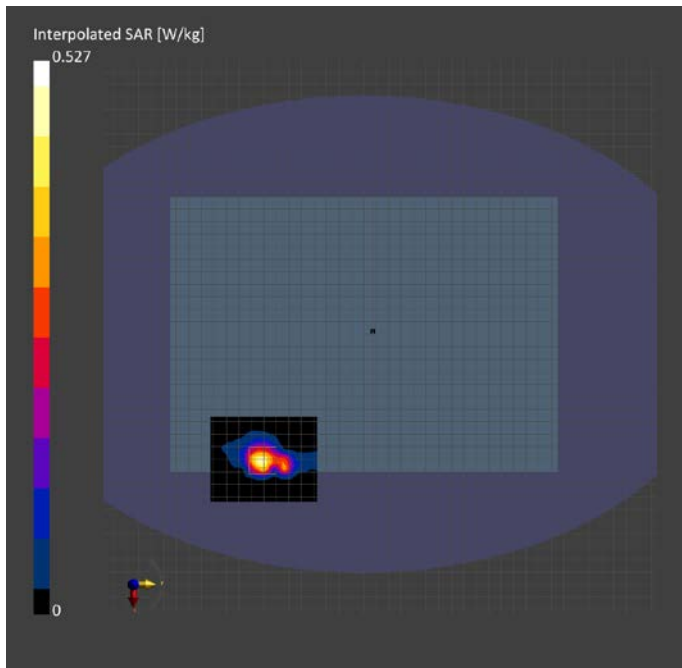
Phantom	TSL, Measured Date	Probe, Calibration Date	DAE, Calibration Date
ELI V8.0 (20deg probe tilt) - 2149	H6E Charge: xxxx, 2023-Aug-29	EX3DV4 - SN7369, 2023-05-22	DAE4 Sn1486, 2023-06-16

Scans Setup

	Area Scan	Zoom Scan
Grid Extents [mm]	68.0 x 85.0	22.0 x 22.0 x 22.0
Grid Steps [mm]	8.5 x 8.5	3.4 x 3.4 x 1.4
Sensor Surface [mm]	3.0	1.4
Graded Grid	Yes	Yes
Grading Ratio	1.5	1.4
MAIA	Y	Y
Surface Detection	All points	All points
Scan Method	Measured	Measured

Measurement Results

	Area Scan	Zoom Scan
Date	2023-08-29	2023-08-29
psSAR1g [W/kg]	0.398	0.502
psSAR10g [W/kg]	0.131	0.131
psAPD (1.0cm2, sq) [W/m2]		5.02
psAPD (4.0cm2, sq) [W/m2]		3.06
Power Drift [dB]	0.12	0.02
Power Scaling	Disabled	Disabled
Scaling Factor [dB]		
TSL Correction	Positive only	Positive only
M2/M1 [%]		53.8
Dist 3dB Peak [mm]		4.6



Device Under Test Properties

Model, Manufacturer	Dimensions [mm]	IMEI	DUT Type
Device,	310.0 x 220.0 x 18.0		Laptop

Exposure Conditions

Phantom Section, TSL	Position, Test Distance [mm]	Band	Group, UID	Frequency [MHz], Channel Number	Conversion Factor	TSL Conductivity [S/m]	TSL Permittivity
Flat, HSL	Bottom, 0.00	U-NII-5	WLAN, 10755-AAC	6025.0, 15	5.4	5.67	34.1

Hardware Setup

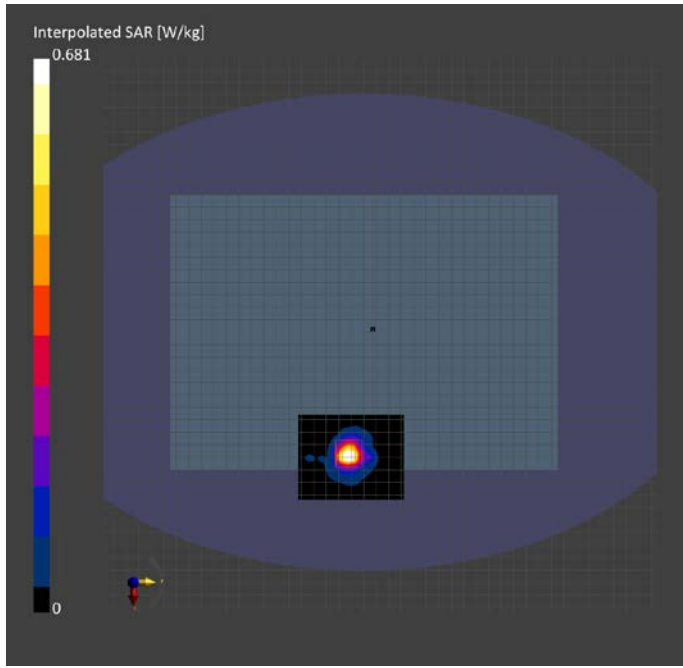
Phantom	TSL, Measured Date	Probe, Calibration Date	DAE, Calibration Date
ELI V8.0 (20deg probe tilt) - 2149	H6E Charge: xxxx, 2023-Aug-29	EX3DV4 - SN7369, 2023-05-22	DAE4 Sn1486, 2023-06-16

Scans Setup

	Area Scan	Zoom Scan
Grid Extents [mm]	68.0 x 85.0	22.0 x 22.0 x 22.0
Grid Steps [mm]	8.5 x 8.5	3.4 x 3.4 x 1.4
Sensor Surface [mm]	3.0	1.4
Graded Grid	Yes	Yes
Grading Ratio	1.5	1.4
MAIA	Y	N/A
Surface Detection	All points	All points
Scan Method	Measured	Measured

Measurement Results

	Area Scan	Zoom Scan
Date	2023-08-29	2023-08-29
psSAR1g [W/kg]	0.457	0.530
psSAR10g [W/kg]	0.133	0.131
psAPD (1.0cm2, sq) [W/m2]		5.30
psAPD (4.0cm2, sq) [W/m2]		3.06
Power Drift [dB]	0.14	0.04
Power Scaling	Disabled	Disabled
Scaling Factor [dB]		
TSL Correction	Positive only	Positive only
M2/M1 [%]		52.0
Dist 3dB Peak [mm]		5.3



Device Under Test Properties

Model, Manufacturer	Dimensions [mm]	IMEI	DUT Type
Device,	310.0 x 220.0 x 18.0		Laptop

Exposure Conditions

Phantom Section, TSL	Position, Test Distance [mm]	Band	Group, UID	Frequency [MHz], Channel Number	Conversion Factor	TSL Conductivity [S/m]	TSL Permittivity
Flat, HSL	Bottom, 0.00	U-NII-6	WLAN, 10755-AAC	6505.0, 111	5.4	6.26	33.2

Hardware Setup

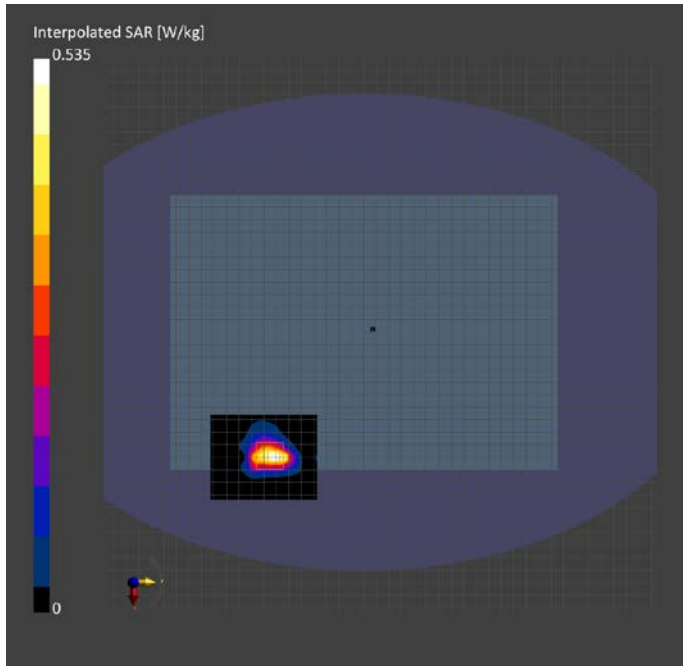
Phantom	TSL, Measured Date	Probe, Calibration Date	DAE, Calibration Date
ELI V8.0 (20deg probe tilt) - 2149	H6E Charge: xxxx, 2023-Aug-29	EX3DV4 - SN7369, 2023-05-22	DAE4 Sn1486, 2023-06-16

Scans Setup

	Area Scan	Zoom Scan
Grid Extents [mm]	68.0 x 85.0	22.0 x 22.0 x 22.0
Grid Steps [mm]	8.5 x 8.5	3.4 x 3.4 x 1.4
Sensor Surface [mm]	3.0	1.4
Graded Grid	Yes	Yes
Grading Ratio	1.5	1.4
MAIA	Y	Y
Surface Detection	All points	All points
Scan Method	Measured	Measured

Measurement Results

	Area Scan	Zoom Scan
Date	2023-08-29	2023-08-29
psSAR1g [W/kg]	0.391	0.408
psSAR10g [W/kg]	0.135	0.112
psAPD (1.0cm2, sq) [W/m2]		4.08
psAPD (4.0cm2, sq) [W/m2]		2.64
Power Drift [dB]	0.15	0.17
Power Scaling	Disabled	Disabled
Scaling Factor [dB]		
TSL Correction	Positive only	Positive only
M2/M1 [%]		48.0
Dist 3dB Peak [mm]		4.1



Device Under Test Properties

Model, Manufacturer	Dimensions [mm]	IMEI	DUT Type
Device,	310.0 x 220.0 x 18.0		Laptop

Exposure Conditions

Phantom Section, TSL	Position, Test Distance [mm]	Band	Group, UID	Frequency [MHz], Channel Number	Conversion Factor	TSL Conductivity [S/m]	TSL Permittivity
Flat, HSL	Bottom, 0.00	U-NII-6	WLAN, 10755-AAC	6505.0, 111	5.4	6.26	33.2

Hardware Setup

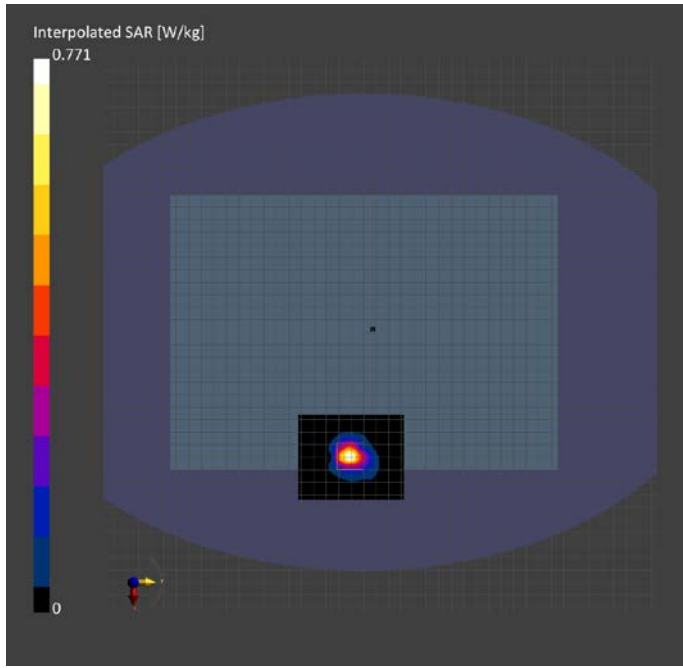
Phantom	TSL, Measured Date	Probe, Calibration Date	DAE, Calibration Date
ELI V8.0 (20deg probe tilt) - 2149	H6E Charge: xxxx, 2023-Aug-29	EX3DV4 - SN7369, 2023-05-22	DAE4 Sn1486, 2023-06-16

Scans Setup

	Area Scan	Zoom Scan
Grid Extents [mm]	68.0 x 85.0	22.0 x 22.0 x 22.0
Grid Steps [mm]	8.5 x 8.5	3.4 x 3.4 x 1.4
Sensor Surface [mm]	3.0	1.4
Graded Grid	Yes	Yes
Grading Ratio	1.5	1.4
MAIA	Y	N/A
Surface Detection	All points	All points
Scan Method	Measured	Measured

Measurement Results

	Area Scan	Zoom Scan
Date	2023-08-29	2023-08-29
psSAR1g [W/kg]	0.536	0.601
psSAR10g [W/kg]	0.156	0.153
psAPD (1.0cm2, sq) [W/m2]		6.01
psAPD (4.0cm2, sq) [W/m2]		3.57
Power Drift [dB]	0.18	0.11
Power Scaling	Disabled	Disabled
Scaling Factor [dB]		
TSL Correction	Positive only	Positive only
M2/M1 [%]		48.8
Dist 3dB Peak [mm]		5.2



Device Under Test Properties

Model, Manufacturer	Dimensions [mm]	IMEI	DUT Type
Device,	310.0 x 220.0 x 18.0		Laptop

Exposure Conditions

Phantom Section, TSL	Position, Test Distance [mm]	Band	Group, UID	Frequency [MHz], Channel Number	Conversion Factor	TSL Conductivity [S/m]	TSL Permittivity
Flat, HSL	Bottom, 0.00	U-NII-7	WLAN, 10755-AAC	6825.0, 175	5.4	6.64	32.6

Hardware Setup

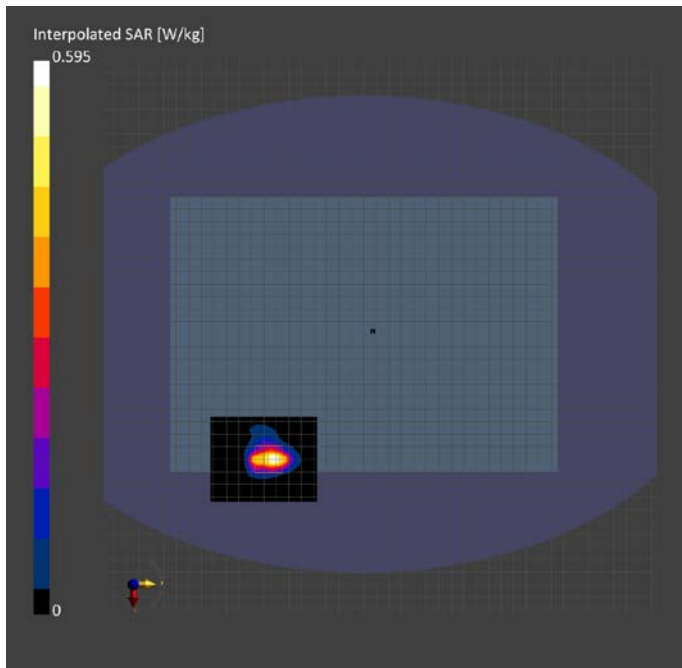
Phantom	TSL, Measured Date	Probe, Calibration Date	DAE, Calibration Date
ELI V8.0 (20deg probe tilt) - 2149	H6E Charge: xxxx, 2023-Aug-29	EX3DV4 - SN7369, 2023-05-22	DAE4 Sn1486, 2023-06-16

Scans Setup

	Area Scan	Zoom Scan
Grid Extents [mm]	68.0 x 85.0	22.0 x 22.0 x 22.0
Grid Steps [mm]	8.5 x 8.5	3.4 x 3.4 x 1.2
Sensor Surface [mm]	3.0	1.4
Graded Grid	Yes	Yes
Grading Ratio	1.5	1.2
MAIA	Y	Y
Surface Detection	All points	All points
Scan Method	Measured	Measured

Measurement Results

	Area Scan	Zoom Scan
Date	2023-08-29	2023-08-29
psSAR1g [W/kg]	0.436	0.474
psSAR10g [W/kg]	0.141	0.119
psAPD (1.0cm2, sq) [W/m2]		4.74
psAPD (4.0cm2, sq) [W/m2]		2.83
Power Drift [dB]	-0.03	-0.10
Power Scaling	Disabled	Disabled
Scaling Factor [dB]		
TSL Correction	Positive only	Positive only
M2/M1 [%]		52.4
Dist 3dB Peak [mm]		4.1



Device Under Test Properties

Model, Manufacturer	Dimensions [mm]	IMEI	DUT Type
Device,	310.0 x 220.0 x 18.0		Laptop

Exposure Conditions

Phantom Section, TSL	Position, Test Distance [mm]	Band	Group, UID	Frequency [MHz], Channel Number	Conversion Factor	TSL Conductivity [S/m]	TSL Permittivity
Flat, HSL	Bottom, 0.00	U-NII-7	WLAN, 10755-AAC	6825.0, 175	5.4	6.64	32.6

Hardware Setup

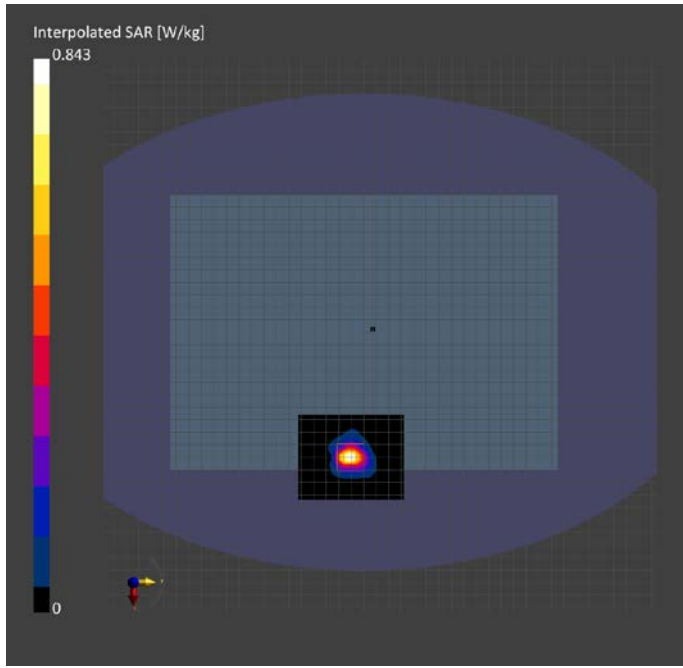
Phantom	TSL, Measured Date	Probe, Calibration Date	DAE, Calibration Date
ELI V8.0 (20deg probe tilt) - 2149	H6E Charge: xxxx, 2023-Aug-29	EX3DV4 - SN7369, 2023-05-22	DAE4 Sn1486, 2023-06-16

Scans Setup

	Area Scan	Zoom Scan
Grid Extents [mm]	68.0 x 85.0	22.0 x 22.0 x 22.0
Grid Steps [mm]	8.5 x 8.5	3.4 x 3.4 x 1.4
Sensor Surface [mm]	3.0	1.4
Graded Grid	Yes	Yes
Grading Ratio	1.5	1.4
MAIA	Y	N/A
Surface Detection	All points	All points
Scan Method	Measured	Measured

Measurement Results

	Area Scan	Zoom Scan
Date	2023-08-29	2023-08-29
psSAR1g [W/kg]	0.611	0.681
psSAR10g [W/kg]	0.180	0.174
psAPD (1.0cm2, sq) [W/m2]		6.81
psAPD (4.0cm2, sq) [W/m2]		4.08
Power Drift [dB]	0.04	-0.16
Power Scaling	Disabled	Disabled
Scaling Factor [dB]		
TSL Correction	Positive only	Positive only
M2/M1 [%]		44.6
Dist 3dB Peak [mm]		4.8



Device Under Test Properties

Model, Manufacturer	Dimensions [mm]	IMEI	DUT Type
Device,	310.0 x 220.0 x 18.0		Laptop

Exposure Conditions

Phantom Section, TSL	Position, Test Distance [mm]	Band	Group, UID	Frequency [MHz], Channel Number	Conversion Factor	TSL Conductivity [S/m]	TSL Permittivity
Flat, HSL	Bottom, 0.00	U-NII-8	WLAN, 10755-AAC	6985.0, 207	5.4	6.49	33.2

Hardware Setup

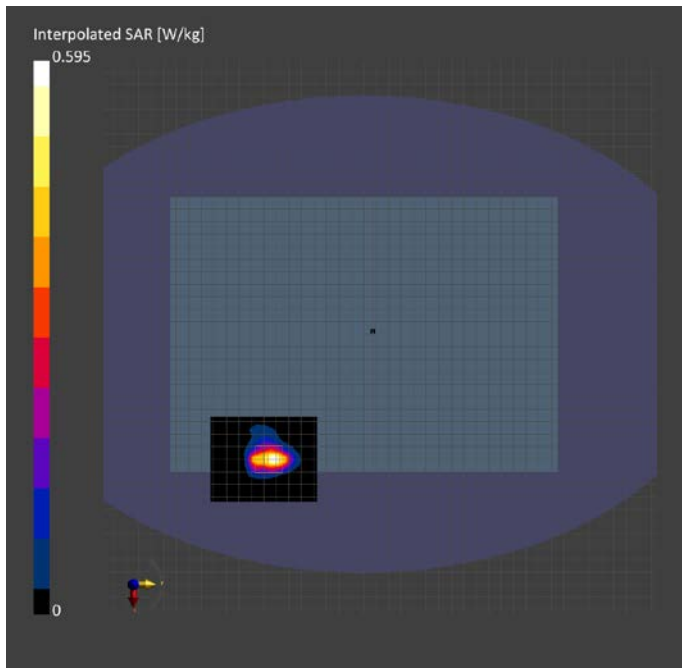
Phantom	TSL, Measured Date	Probe, Calibration Date	DAE, Calibration Date
ELI V8.0 (20deg probe tilt) - 2149	H6E Charge: xxxx, 2023-Aug-29	EX3DV4 - SN7369, 2023-05-22	DAE4 Sn1486, 2023-06-16

Scans Setup

	Area Scan	Zoom Scan
Grid Extents [mm]	68.0 x 85.0	22.0 x 22.0 x 22.0
Grid Steps [mm]	8.5 x 8.5	3.4 x 3.4 x 1.4
Sensor Surface [mm]	3.0	1.4
Graded Grid	Yes	Yes
Grading Ratio	1.5	1.4
MAIA	Y	Y
Surface Detection	All points	All points
Scan Method	Measured	Measured

Measurement Results

	Area Scan	Zoom Scan
Date	2023-08-29	2023-08-29
psSAR1g [W/kg]	0.413	0.407
psSAR10g [W/kg]	0.132	0.120
psAPD (1.0cm2, sq) [W/m2]		4.07
psAPD (4.0cm2, sq) [W/m2]		2.80
Power Drift [dB]	0.16	-0.06
Power Scaling	Disabled	Disabled
Scaling Factor [dB]		
TSL Correction	Positive only	Positive only
M2/M1 [%]		44.8
Dist 3dB Peak [mm]		3.4



Device Under Test Properties

Model, Manufacturer	Dimensions [mm]	IMEI	DUT Type
Device,	310.0 x 220.0 x 18.0		Laptop

Exposure Conditions

Phantom Section, TSL	Position, Test Distance [mm]	Band	Group, UID	Frequency [MHz], Channel Number	Conversion Factor	TSL Conductivity [S/m]	TSL Permittivity
Flat, HSL	Bottom, 0.00	U-NII-8	WLAN, 10755-AAC	6985.0, 207	5.4	6.49	33.2

Hardware Setup

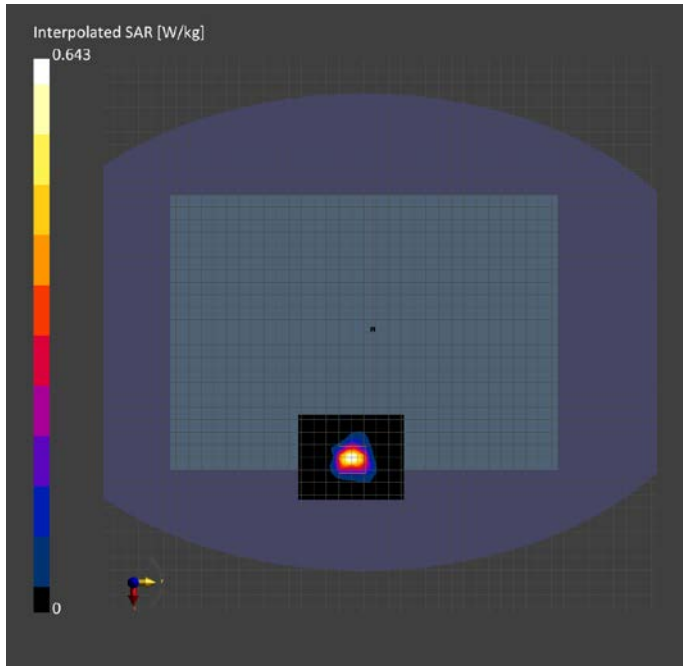
Phantom	TSL, Measured Date	Probe, Calibration Date	DAE, Calibration Date
ELI V8.0 (20deg probe tilt) - 2149	H6E Charge: xxxx, 2023-Aug-29	EX3DV4 - SN7369, 2023-05-22	DAE4 Sn1486, 2023-06-16

Scans Setup

	Area Scan	Zoom Scan
Grid Extents [mm]	68.0 x 85.0	22.0 x 22.0 x 22.0
Grid Steps [mm]	8.5 x 8.5	3.4 x 3.4 x 1.4
Sensor Surface [mm]	3.0	1.4
Graded Grid	Yes	Yes
Grading Ratio	1.5	1.4
MAIA	Y	N/A
Surface Detection	All points	All points
Scan Method	Measured	Measured

Measurement Results

	Area Scan	Zoom Scan
Date	2023-08-29	2023-08-29
psSAR1g [W/kg]	0.484	0.583
psSAR10g [W/kg]	0.152	0.151
psAPD (1.0cm2, sq) [W/m2]		5.83
psAPD (4.0cm2, sq) [W/m2]		3.52
Power Drift [dB]	-0.08	-0.12
Power Scaling	Disabled	Disabled
Scaling Factor [dB]		
TSL Correction	Positive only	Positive only
M2/M1 [%]		43.9
Dist 3dB Peak [mm]		4.4



Device Under Test Properties

Model, Manufacturer	Dimensions [mm]	IMEI	DUT Type
Device,	310.0 x 220.0 x 18.0		Laptop

Exposure Conditions

Phantom Section	Position, Test Distance [mm]	Band	Group, UID	Frequency [MHz], Channel Number	Conversion Factor
5G	Bottom, 2.00	U-NII-5	WLAN, 10755-AAC	6025.0, 15	1.0

Hardware Setup

Phantom	Medium	Probe, Calibration Date	DAE, Calibration Date
mmWave - 1085	Air -	EUmmWV4 - SN9583_F1-55GHz, 2023-04-18	DAE4 Sn1486, 2023-06-16

Scans Setup

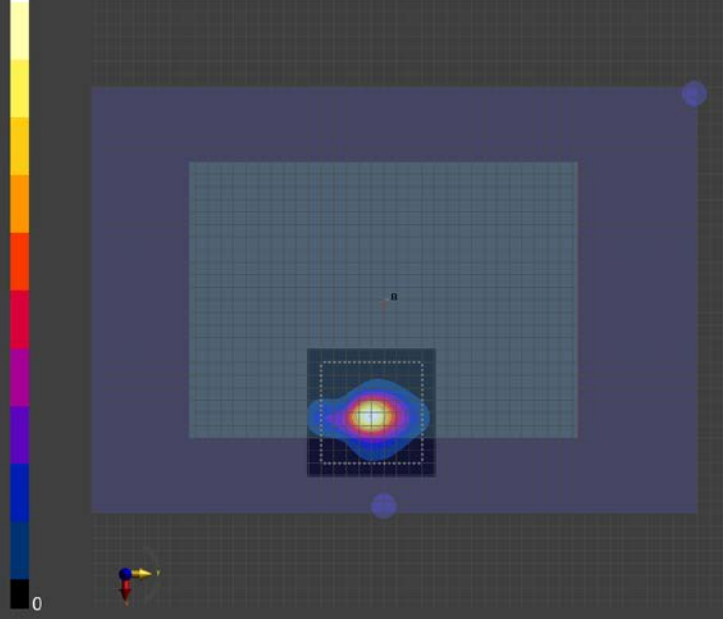
Scan Type	5G Scan
Grid Extents [mm]	100.0 x 100.0
Grid Steps [lambda]	0.0625 x 0.0625
Sensor Surface [mm]	2.0
MAIA	N/A

Measurement Results

Scan Type	5G Scan
Date	2023-09-05
Avg. Area [cm ²]	4.00
psPDn+ [W/m ²]	1.57
psPDtot+ [W/m ²]	1.67
psPDmod+ [W/m ²]	1.83
E _{max} [V/m]	36.7
Power Drift [dB]	-0.10

sPDtot+ (4.0cm2, circ) [W/m^2]

1.67



0

Device Under Test Properties

Model, Manufacturer	Dimensions [mm]	IMEI	DUT Type
Device,	310.0 x 220.0 x 18.0		Laptop

Exposure Conditions

Phantom Section	Position, Test Distance [mm]	Band	Group, UID	Frequency [MHz], Channel Number	Conversion Factor
5G	Bottom, 2.00	U-NII-6	WLAN, 10755-AAC	6505.0, 111	1.0

Hardware Setup

Phantom	Medium	Probe, Calibration Date	DAE, Calibration Date
mmWave - 1085	Air -	EUmmWV4 - SN9583_F1-55GHz, 2023-04-18	DAE4 Sn1486, 2023-06-16

Scans Setup

Scan Type	5G Scan
Grid Extents [mm]	100.0 x 100.0
Grid Steps [lambda]	0.0625 x 0.0625
Sensor Surface [mm]	2.0
MAIA	N/A

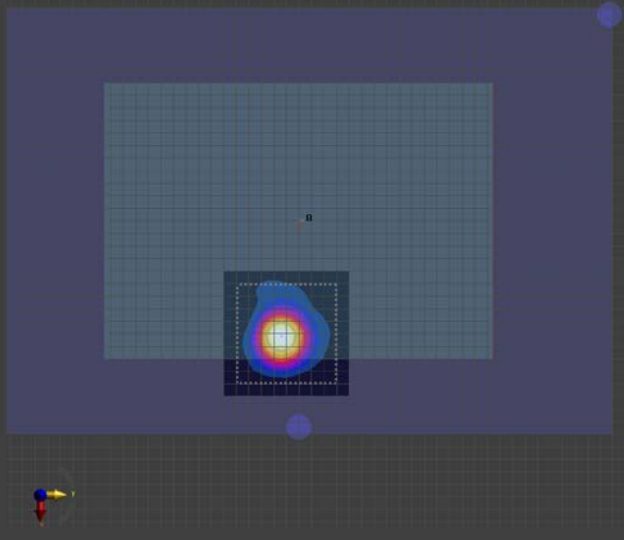
Measurement Results

Scan Type	5G Scan
Date	2023-09-05
Avg. Area [cm ²]	4.00
psPDn+ [W/m ²]	1.57
psPDtot+ [W/m ²]	1.74
psPDmod+ [W/m ²]	2.07
E _{max} [V/m]	44.7
Power Drift [dB]	-0.11

sPDtot+ (4.0cm2, circ) [W/m^2]

1.74

0



Device Under Test Properties

Model, Manufacturer	Dimensions [mm]	IMEI	DUT Type
Device,	310.0 x 220.0 x 18.0		Laptop

Exposure Conditions

Phantom Section	Position, Test Distance [mm]	Band	Group, UID	Frequency [MHz], Channel Number	Conversion Factor
5G	Bottom, 2.00	U-NII-7	WLAN, 10755-AAC	6665.0, 143	1.0

Hardware Setup

Phantom	Medium	Probe, Calibration Date	DAE, Calibration Date
mmWave - 1085	Air -	EUmmWV4 - SN9583_F1-55GHz, 2023-04-18	DAE4 Sn1486, 2023-06-16

Scans Setup

Scan Type	5G Scan
Grid Extents [mm]	100.0 x 100.0
Grid Steps [lambda]	0.0625 x 0.0625
Sensor Surface [mm]	2.0
MAIA	N/A

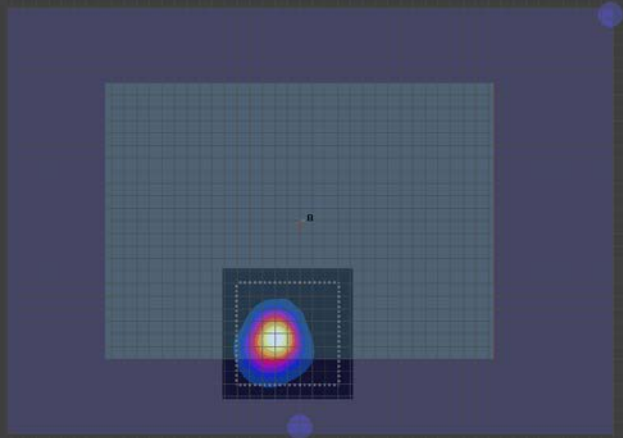
Measurement Results

Scan Type	5G Scan
Date	2023-09-05
Avg. Area [cm ²]	4.00
psPDn+ [W/m ²]	2.01
psPDtot+ [W/m ²]	2.22
psPDmod+ [W/m ²]	2.49
E _{max} [V/m]	44.9
Power Drift [dB]	-0.17

sPDtot+ (4.0cm2, circ) [W/m^2]

2.22

0



Device Under Test Properties

Model, Manufacturer	Dimensions [mm]	IMEI	DUT Type
Device,	310.0 x 220.0 x 18.0		Laptop

Exposure Conditions

Phantom Section	Position, Test Distance [mm]	Band	Group, UID	Frequency [MHz], Channel Number	Conversion Factor
5G	Bottom, 2.00	U-NII-7	WLAN, 10755-AAC	6825.0, 175	1.0

Hardware Setup

Phantom	Medium	Probe, Calibration Date	DAE, Calibration Date
mmWave - 1085	Air -	EUmmWV4 - SN9583_F1-55GHz, 2023-04-18	DAE4 Sn1486, 2023-06-16

Scans Setup

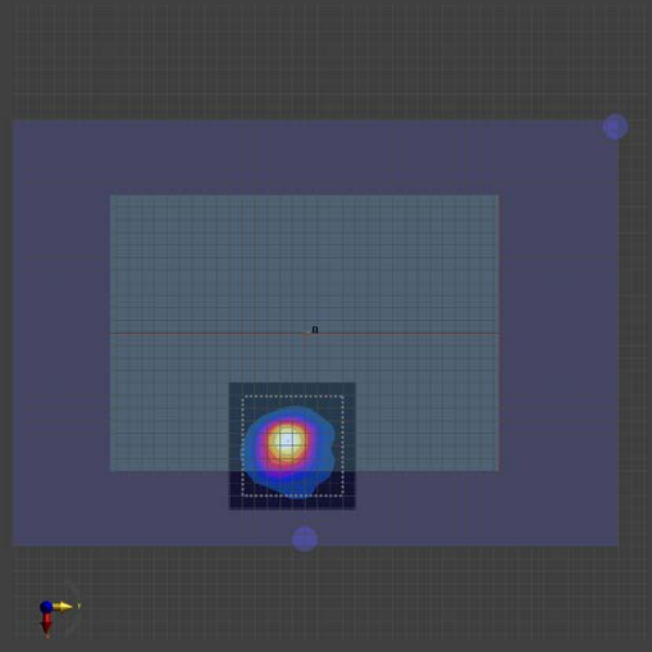
Scan Type	5G Scan
Grid Extents [mm]	100.0 x 100.0
Grid Steps [lambda]	0.0625 x 0.0625
Sensor Surface [mm]	2.0
MAIA	N/A

Measurement Results

Scan Type	5G Scan
Date	2023-09-05
Avg. Area [cm ²]	4.00
psPDn+ [W/m ²]	1.54
psPDtot+ [W/m ²]	1.75
psPDmod+ [W/m ²]	2.01
E _{max} [V/m]	40.4
Power Drift [dB]	0.05

sPDtot+ (4.0cm2, circ) [W/m^2]

1.75



Device Under Test Properties

Model, Manufacturer	Dimensions [mm]	IMEI	DUT Type
Device,	310.0 x 220.0 x 18.0		Laptop

Exposure Conditions

Phantom Section	Position, Test Distance [mm]	Band	Group, UID	Frequency [MHz], Channel Number	Conversion Factor
5G	Bottom, 2.00	U-NII-8	WLAN, 10755-AAC	6985.0, 207	1.0

Hardware Setup

Phantom	Medium	Probe, Calibration Date	DAE, Calibration Date
mmWave - 1085	Air -	EUmmWV4 - SN9583_F1-55GHz, 2023-04-18	DAE4 Sn1486, 2023-06-16

Scans Setup

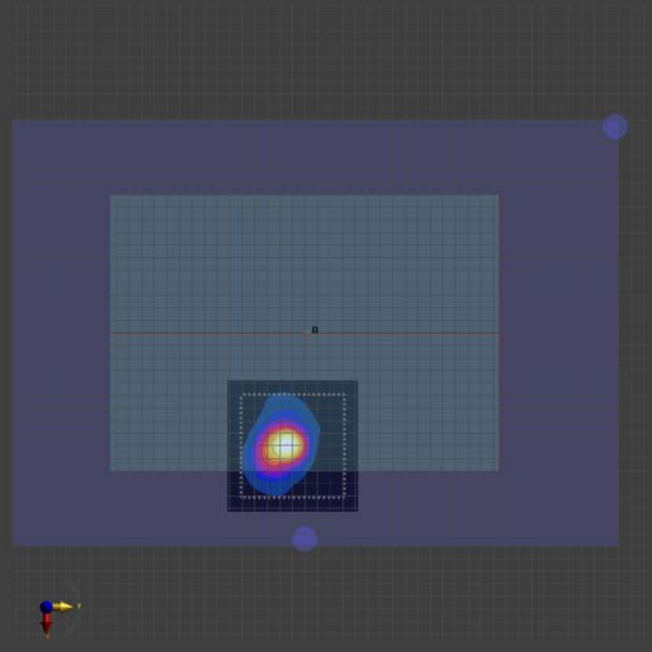
Scan Type	5G Scan
Grid Extents [mm]	100.0 x 100.0
Grid Steps [lambda]	0.0625 x 0.0625
Sensor Surface [mm]	2.0
MAIA	N/A

Measurement Results

Scan Type	5G Scan
Date	2023-09-05
Avg. Area [cm ²]	4.00
psPDn+ [W/m ²]	1.80
psPDtot+ [W/m ²]	1.97
psPDmod+ [W/m ²]	2.23
E _{max} [V/m]	40.5
Power Drift [dB]	-0.13

sPDtot+ (4.0cm2, circ) [W/m^2]

1.97



Device Under Test Properties

Model, Manufacturer	Dimensions [mm]	IMEI	DUT Type
Device,	310.0 x 220.0 x 18.0		Laptop

Exposure Conditions

Phantom Section	Position, Test Distance [mm]	Band	Group, UID	Frequency [MHz], Channel Number	Conversion Factor
5G	Bottom, 2.00	U-NII-5	WLAN, 10755-AAC	6025.0, 15	1.0

Hardware Setup

Phantom	Medium	Probe, Calibration Date	DAE, Calibration Date
mmWave - 1085	Air -	EUmmWV4 - SN9583_F1-55GHz, 2023-04-18	DAE4 Sn1486, 2023-06-16

Scans Setup

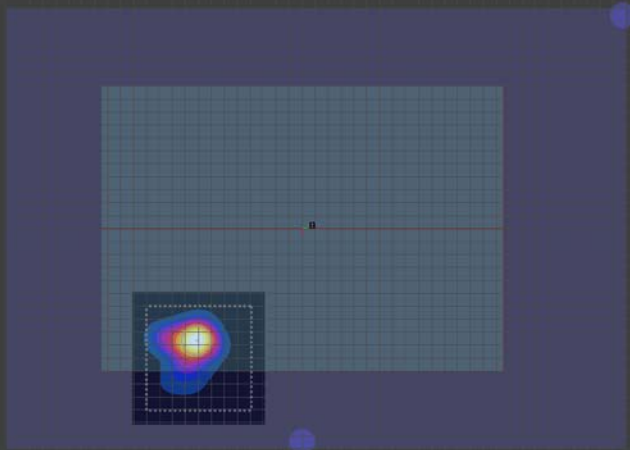
Scan Type	5G Scan
Grid Extents [mm]	100.0 x 100.0
Grid Steps [lambda]	0.0625 x 0.0625
Sensor Surface [mm]	2.0
MAIA	N/A

Measurement Results

Scan Type	5G Scan
Date	2023-10-25
Avg. Area [cm ²]	4.00
psPDn+ [W/m ²]	1.16
psPDtot+ [W/m ²]	1.63
psPDmod+ [W/m ²]	1.99
E _{max} [V/m]	41.5
Power Drift [dB]	-0.12

sPDtot+ (4.0cm2, circ) [W/m^2]

1.63



Device Under Test Properties

Model, Manufacturer	Dimensions [mm]	IMEI	DUT Type
Device,	310.0 x 220.0 x 18.0		Laptop

Exposure Conditions

Phantom Section	Position, Test Distance [mm]	Band	Group, UID	Frequency [MHz], Channel Number	Conversion Factor
5G	Rear, 2.00	U-NII-5	WLAN, 10755-AAC	6185.0, 47	1.0

Hardware Setup

Phantom	Medium	Probe, Calibration Date	DAE, Calibration Date
mmWave - 1085	Air -	EUmmWV4 - SN9583_F1-55GHz, 2023-04-18	DAE4 Sn1486, 2023-06-16

Scans Setup

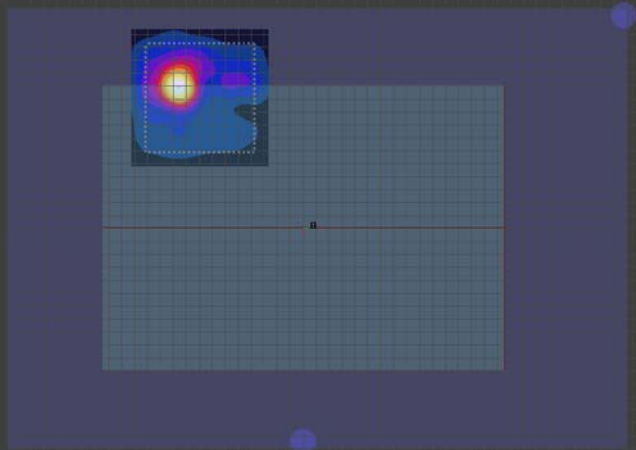
Scan Type	5G Scan
Grid Extents [mm]	100.0 x 100.0
Grid Steps [lambda]	0.0625 x 0.0625
Sensor Surface [mm]	2.0
MAIA	N/A

Measurement Results

Scan Type	5G Scan
Date	2023-10-25
Avg. Area [cm ²]	4.00
psPDn+ [W/m ²]	0.761
psPDtot+ [W/m ²]	0.853
psPDmod+ [W/m ²]	0.941
E _{max} [V/m]	26.9
Power Drift [dB]	-0.12

sPDtot+ (4.0cm2, circ) [W/m^2]

0.853



0

Device Under Test Properties

Model, Manufacturer	Dimensions [mm]	IMEI	DUT Type
Device,	310.0 x 220.0 x 18.0		Laptop

Exposure Conditions

Phantom Section	Position, Test Distance [mm]	Band	Group, UID	Frequency [MHz], Channel Number	Conversion Factor
5G	Rear, 2.00	U-NII-6	WLAN, 10755-AAC	6505.0, 111	1.0

Hardware Setup

Phantom	Medium	Probe, Calibration Date	DAE, Calibration Date
mmWave - 1085	Air -	EUmmWV4 - SN9583_F1-55GHz, 2023-04-18	DAE4 Sn1486, 2023-06-16

Scans Setup

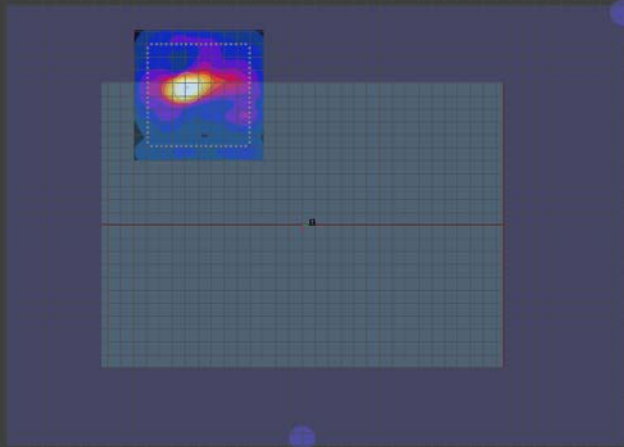
Scan Type	5G Scan
Grid Extents [mm]	100.0 x 100.0
Grid Steps [lambda]	0.0625 x 0.0625
Sensor Surface [mm]	2.0
MAIA	N/A

Measurement Results

Scan Type	5G Scan
Date	2023-10-25
Avg. Area [cm ²]	4.00
psPDn+ [W/m ²]	0.214
psPDtot+ [W/m ²]	0.285
psPDmod+ [W/m ²]	0.372
E _{max} [V/m]	15.6
Power Drift [dB]	-0.10

sPDtot+ (4.0cm2, circ) [W/m^2]

0.285



Device Under Test Properties

Model, Manufacturer	Dimensions [mm]	IMEI	DUT Type
Device,	310.0 x 220.0 x 18.0		Laptop

Exposure Conditions

Phantom Section	Position, Test Distance [mm]	Band	Group, UID	Frequency [MHz], Channel Number	Conversion Factor
5G	Rear, 2.00	U-NII-7	WLAN, 10755-AAC	6665.0, 143	1.0

Hardware Setup

Phantom	Medium	Probe, Calibration Date	DAE, Calibration Date
mmWave - 1085	Air -	EUmmWV4 - SN9583_F1-55GHz, 2023-04-18	DAE4 Sn1486, 2023-06-16

Scans Setup

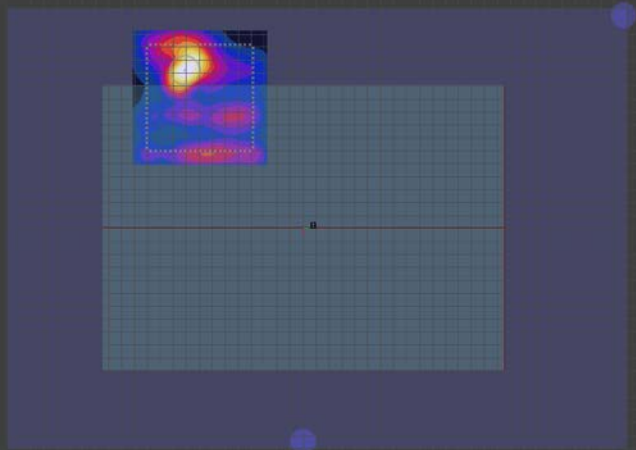
Scan Type	5G Scan
Grid Extents [mm]	100.0 x 100.0
Grid Steps [lambda]	0.0625 x 0.0625
Sensor Surface [mm]	2.0
MAIA	N/A

Measurement Results

Scan Type	5G Scan
Date	2023-10-25
Avg. Area [cm ²]	4.00
psPDn+ [W/m ²]	0.068
psPDtot+ [W/m ²]	0.125
psPDmod+ [W/m ²]	0.211
E _{max} [V/m]	12.1
Power Drift [dB]	0.08

sPDtot+ (4.0cm2, circ) [W/m^2]

0.125



Device Under Test Properties

Model, Manufacturer	Dimensions [mm]	IMEI	DUT Type
Device,	310.0 x 220.0 x 18.0		Laptop

Exposure Conditions

Phantom Section	Position, Test Distance [mm]	Band	Group, UID	Frequency [MHz], Channel Number	Conversion Factor
5G	Rear, 2.00	U-NII-7	WLAN, 10755-AAC	6665.0, 143	1.0

Hardware Setup

Phantom	Medium	Probe, Calibration Date	DAE, Calibration Date
mmWave - 1085	Air -	EUmmWV4 - SN9583_F1-55GHz, 2023-04-18	DAE4 Sn1486, 2023-06-16

Scans Setup

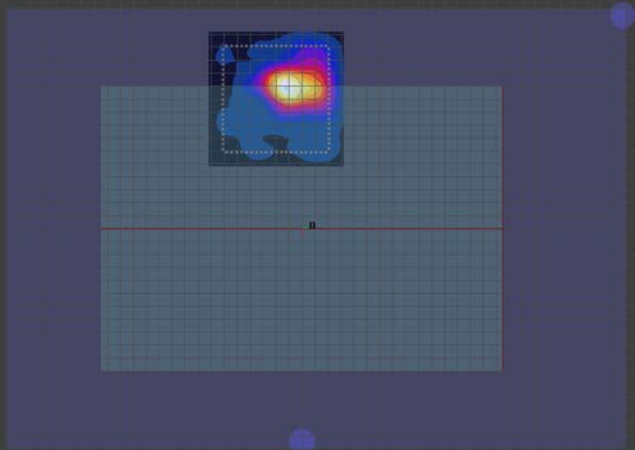
Scan Type	5G Scan
Grid Extents [mm]	100.0 x 100.0
Grid Steps [lambda]	0.0625 x 0.0625
Sensor Surface [mm]	2.0
MAIA	N/A

Measurement Results

Scan Type	5G Scan
Date	2023-10-25
Avg. Area [cm ²]	4.00
psPDn+ [W/m ²]	0.383
psPDtot+ [W/m ²]	0.480
psPDmod+ [W/m ²]	0.544
E _{max} [V/m]	17.5
Power Drift [dB]	0.09

sPDtot+ (4.0cm2, circ) [W/m^2]

0.48



Device Under Test Properties

Model, Manufacturer	Dimensions [mm]	IMEI	DUT Type
Device,	310.0 x 220.0 x 18.0		Laptop

Exposure Conditions

Phantom Section	Position, Test Distance [mm]	Band	Group, UID	Frequency [MHz], Channel Number	Conversion Factor
5G	Rear, 2.00	U-NII-8	WLAN, 10755-AAC	6985.0, 207	1.0

Hardware Setup

Phantom	Medium	Probe, Calibration Date	DAE, Calibration Date
mmWave - 1085	Air -	EUmmWV4 - SN9583_F1-55GHz, 2023-04-18	DAE4 Sn1486, 2023-06-16

Scans Setup

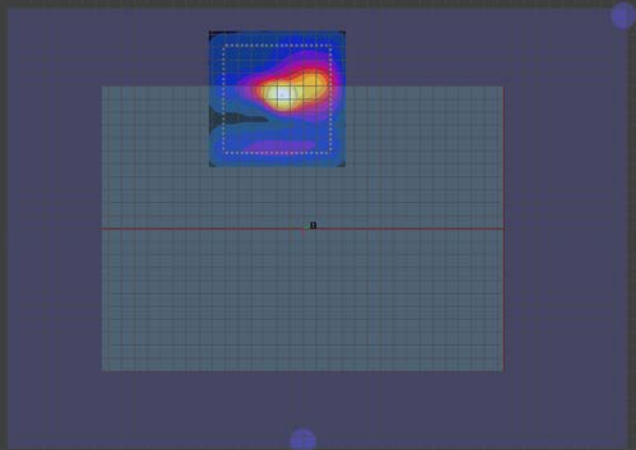
Scan Type	5G Scan
Grid Extents [mm]	100.0 x 100.0
Grid Steps [lambda]	0.0625 x 0.0625
Sensor Surface [mm]	2.0
MAIA	N/A

Measurement Results

Scan Type	5G Scan
Date	2023-10-25
Avg. Area [cm ²]	4.00
psPDn+ [W/m ²]	0.448
psPDtot+ [W/m ²]	0.514
psPDmod+ [W/m ²]	0.578
E _{max} [V/m]	18.1
Power Drift [dB]	-0.13

sPDtot+ (4.0cm2, circ) [W/m^2]

0.514



Device Under Test Properties

Model, Manufacturer	Dimensions [mm]	IMEI	DUT Type
Device,	310.0 x 220.0 x 18.0		Laptop

Exposure Conditions

Phantom Section	Position, Test Distance [mm]	Band	Group, UID	Frequency [MHz], Channel Number	Conversion Factor
5G	EDGE 3, 2.00	U-NII-5	WLAN, 10755-AAC	6185.0, 47	1.0

Hardware Setup

Phantom	Medium	Probe, Calibration Date	DAE, Calibration Date
mmWave - 1085	Air -	EUmmWV4 - SN9583_F1-55GHz, 2023-04-18	DAE4 Sn1486, 2023-06-16

Scans Setup

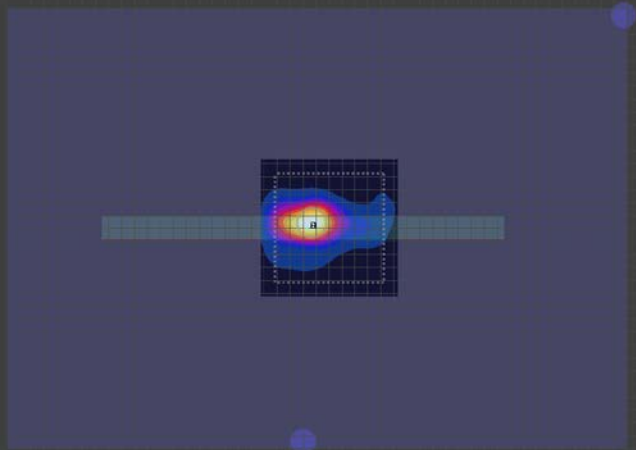
Scan Type	5G Scan
Grid Extents [mm]	100.0 x 100.0
Grid Steps [lambda]	0.0625 x 0.0625
Sensor Surface [mm]	2.0
MAIA	N/A

Measurement Results

Scan Type	5G Scan
Date	2023-10-25
Avg. Area [cm ²]	4.00
psPDn+ [W/m ²]	0.747
psPDtot+ [W/m ²]	0.906
psPDmod+ [W/m ²]	0.979
E _{max} [V/m]	25.4
Power Drift [dB]	-0.18

sPDtot+ (4.0cm2, circ) [W/m^2]

0.906



0

Device Under Test Properties

Model, Manufacturer	Dimensions [mm]	IMEI	DUT Type
Device,	310.0 x 220.0 x 18.0		Laptop

Exposure Conditions

Phantom Section	Position, Test Distance [mm]	Band	Group, UID	Frequency [MHz], Channel Number	Conversion Factor
5G	EDGE 3, 2.00	U-NII-6	WLAN, 10755-AAC	6505.0, 111	1.0

Hardware Setup

Phantom	Medium	Probe, Calibration Date	DAE, Calibration Date
mmWave - 1085	Air -	EUmmWV4 - SN9583_F1-55GHz, 2023-04-18	DAE4 Sn1486, 2023-06-16


Scans Setup

Scan Type	5G Scan
Grid Extents [mm]	100.0 x 100.0
Grid Steps [lambda]	0.0625 x 0.0625
Sensor Surface [mm]	2.0
MAIA	N/A

Measurement Results

Scan Type	5G Scan
Date	2023-10-25
Avg. Area [cm ²]	4.00
psPDn+ [W/m ²]	0.787
psPDtot+ [W/m ²]	1.00
psPDmod+ [W/m ²]	1.09
E _{max} [V/m]	25.6
Power Drift [dB]	-0.10

sPDtot+ (4.0cm2, circ) [W/m^2]



Device Under Test Properties

Model, Manufacturer	Dimensions [mm]	IMEI	DUT Type
Device,	310.0 x 220.0 x 18.0		Laptop

Exposure Conditions

Phantom Section	Position, Test Distance [mm]	Band	Group, UID	Frequency [MHz], Channel Number	Conversion Factor
5G	EDGE 3, 2.00	U-NII-7	WLAN, 10755-AAC	6665.0, 143	1.0

Hardware Setup

Phantom	Medium	Probe, Calibration Date	DAE, Calibration Date
mmWave - 1085	Air -	EUmmWV4 - SN9583_F1-55GHz, 2023-04-18	DAE4 Sn1486, 2023-06-16

Scans Setup

Scan Type	5G Scan
Grid Extents [mm]	100.0 x 100.0
Grid Steps [lambda]	0.0625 x 0.0625
Sensor Surface [mm]	2.0
MAIA	N/A

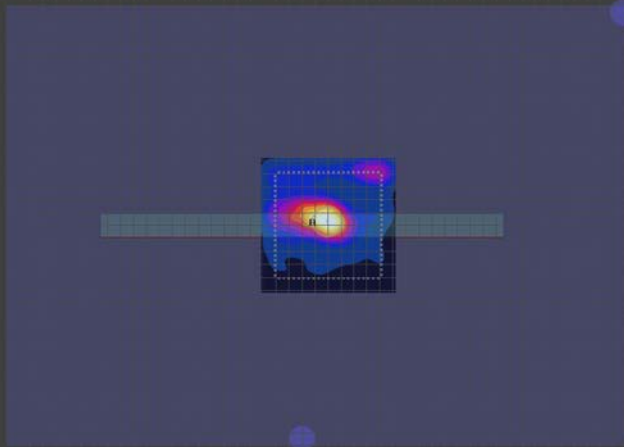
Measurement Results

Scan Type	5G Scan
Date	2023-10-25
Avg. Area [cm ²]	4.00
psPDn+ [W/m ²]	1.25
psPDtot+ [W/m ²]	1.35
psPDmod+ [W/m ²]	1.69
E _{max} [V/m]	35.3
Power Drift [dB]	-0.15

sPDtot+ (4.0cm2, circ) [W/m^2]

1.35

0



Device Under Test Properties

Model, Manufacturer	Dimensions [mm]	IMEI	DUT Type
Device,	310.0 x 220.0 x 18.0		Laptop

Exposure Conditions

Phantom Section	Position, Test Distance [mm]	Band	Group, UID	Frequency [MHz], Channel Number	Conversion Factor
5G	EDGE 3, 2.00	U-NII-6	WLAN, 10755-AAC	6505.0, 111	1.0

Hardware Setup

Phantom	Medium	Probe, Calibration Date	DAE, Calibration Date
mmWave - 1085	Air -	EUmmWV4 - SN9583_F1-55GHz, 2023-04-18	DAE4 Sn1486, 2023-06-16

Scans Setup

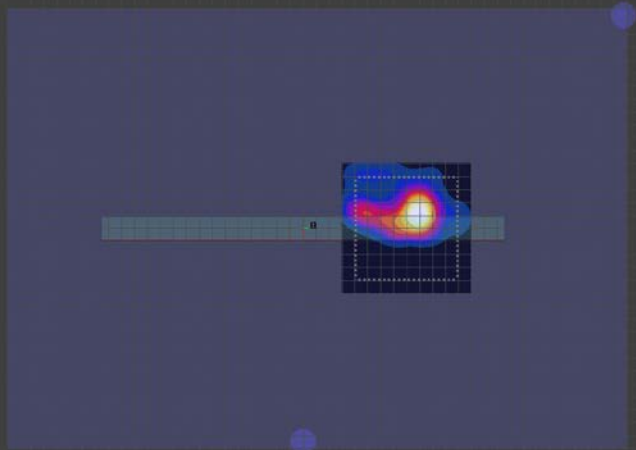
Scan Type	5G Scan
Grid Extents [mm]	100.0 x 100.0
Grid Steps [lambda]	0.0625 x 0.0625
Sensor Surface [mm]	2.0
MAIA	N/A

Measurement Results

Scan Type	5G Scan
Date	2023-10-25
Avg. Area [cm ²]	4.00
psPDn+ [W/m ²]	0.496
psPDtot+ [W/m ²]	0.533
psPDmod+ [W/m ²]	0.696
E _{max} [V/m]	24.7
Power Drift [dB]	0.15

sPDtot+ (4.0cm2, circ) [W/m^2]

0.533



Device Under Test Properties

Model, Manufacturer	Dimensions [mm]	IMEI	DUT Type
Device,	310.0 x 220.0 x 18.0		Laptop

Exposure Conditions

Phantom Section	Position, Test Distance [mm]	Band	Group, UID	Frequency [MHz], Channel Number	Conversion Factor
5G	EDGE 3, 2.00	U-NII-8	WLAN, 10755-AAC	6985.0, 207	1.0

Hardware Setup

Phantom	Medium	Probe, Calibration Date	DAE, Calibration Date
mmWave - 1085	Air -	EUmmWV4 - SN9583_F1-55GHz, 2023-04-18	DAE4 Sn1486, 2023-06-16

Scans Setup

Scan Type	5G Scan
Grid Extents [mm]	100.0 x 100.0
Grid Steps [lambda]	0.0625 x 0.0625
Sensor Surface [mm]	2.0
MAIA	N/A

Measurement Results

Scan Type	5G Scan
Date	2023-10-25
Avg. Area [cm ²]	4.00
psPDn+ [W/m ²]	1.53
psPDtot+ [W/m ²]	1.71
psPDmod+ [W/m ²]	1.91
E _{max} [V/m]	35.4
Power Drift [dB]	0.01

sPDtot+ (4.0cm2, circ) [W/m^2]

1.71

0

