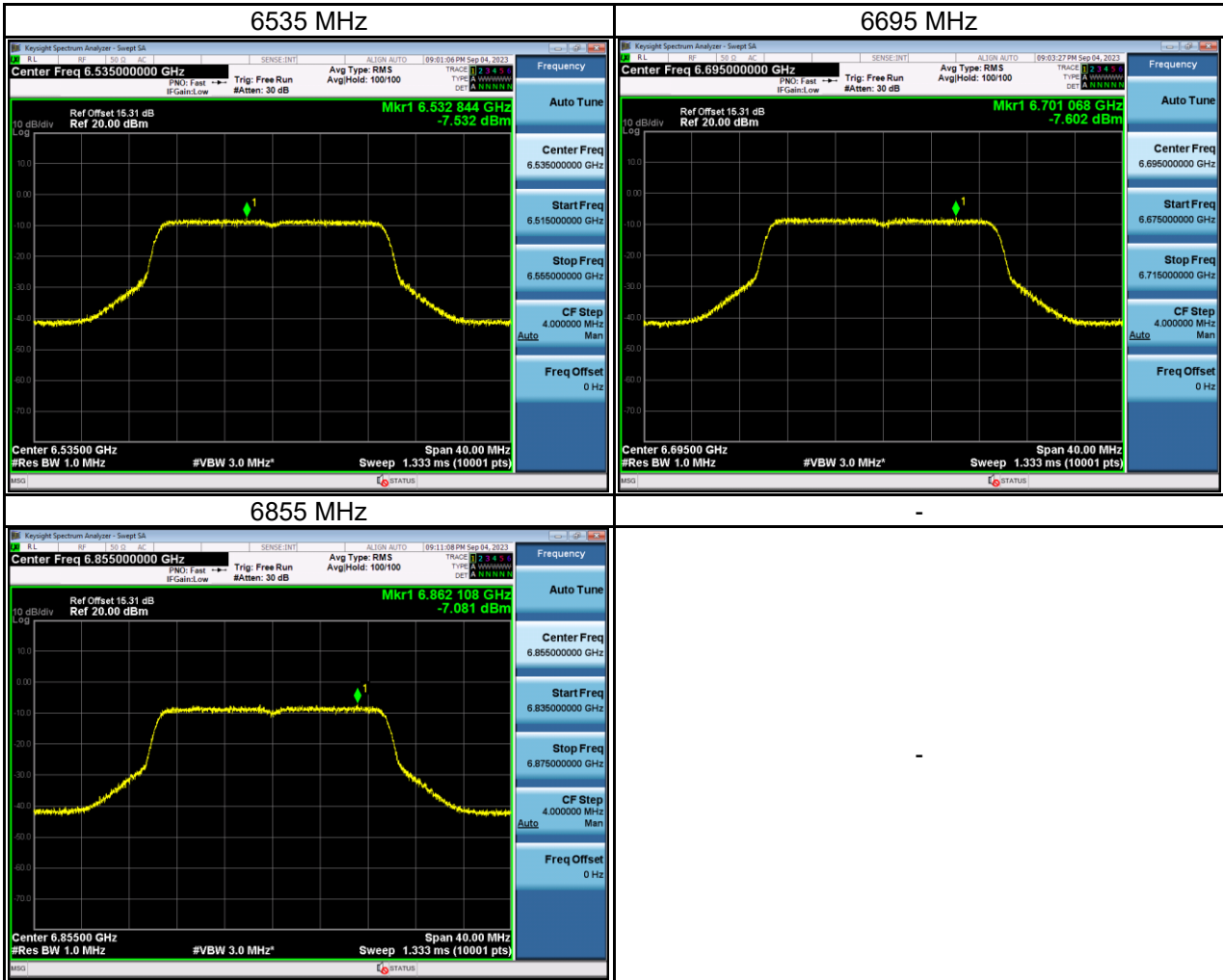
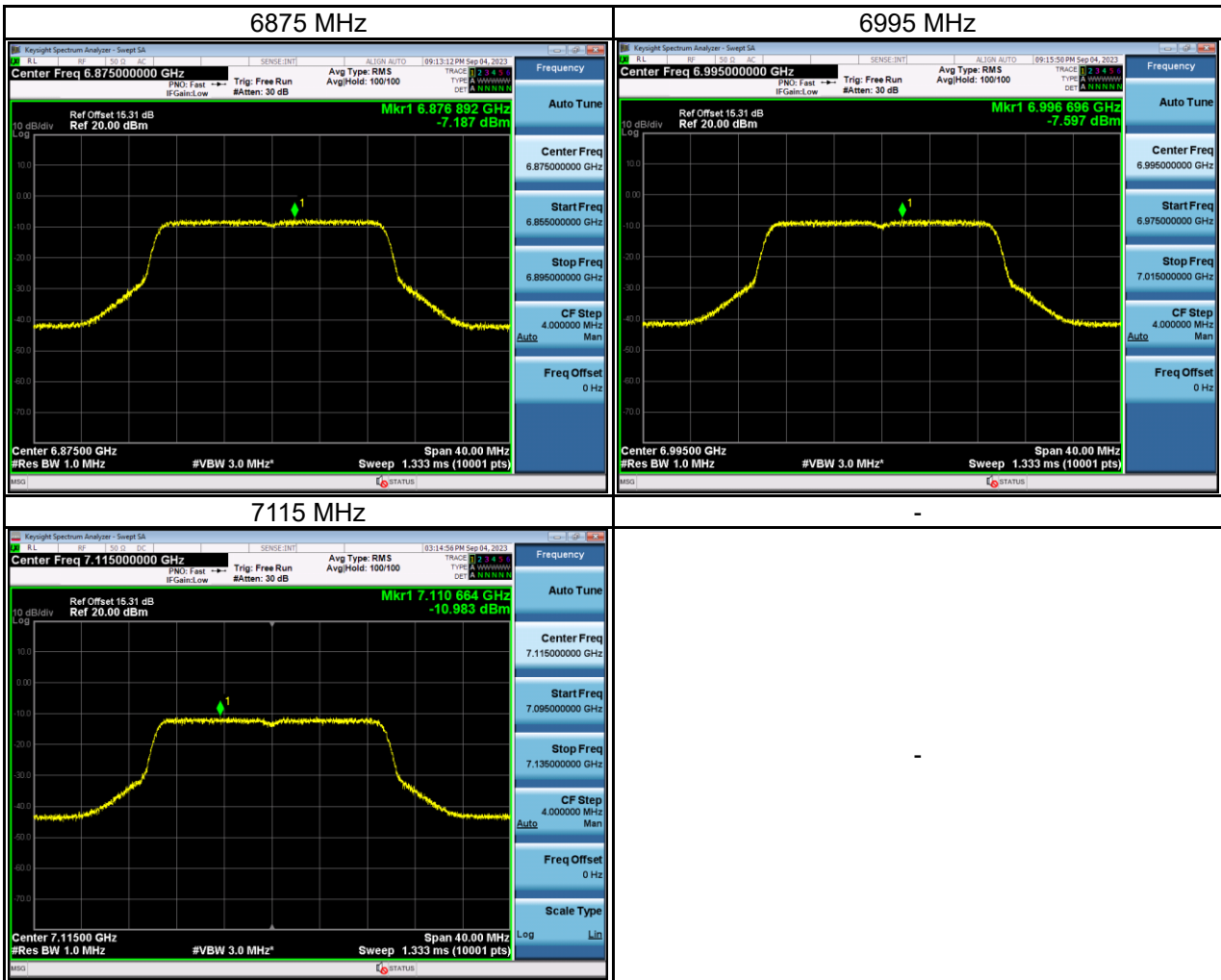


Test Frequency (MHz)	e.i.r.p. Spectral Density (dBm/MHz)	Duty Factor (dB)	Calculated e.i.r.p. Spectral Density (dBm/MHz)	Maximum Limit (dBm/MHz)	Result
6535	-7.53	0.03	-7.50	-1.00	Pass
6695	-7.60	0.03	-7.57	-1.00	Pass
6855	-7.08	0.03	-7.05	-1.00	Pass



Test Frequency (MHz)	e.i.r.p. Spectral Density (dBm/MHz)	Duty Factor (dB)	Calculated e.i.r.p. Spectral Density (dBm/MHz)	Maximum Limit (dBm/MHz)	Result
6875	-7.19	0.03	-7.15	-1.00	Pass
6995	-7.60	0.03	-7.56	-1.00	Pass
7115	-10.98	0.03	-10.95	-1.00	Pass

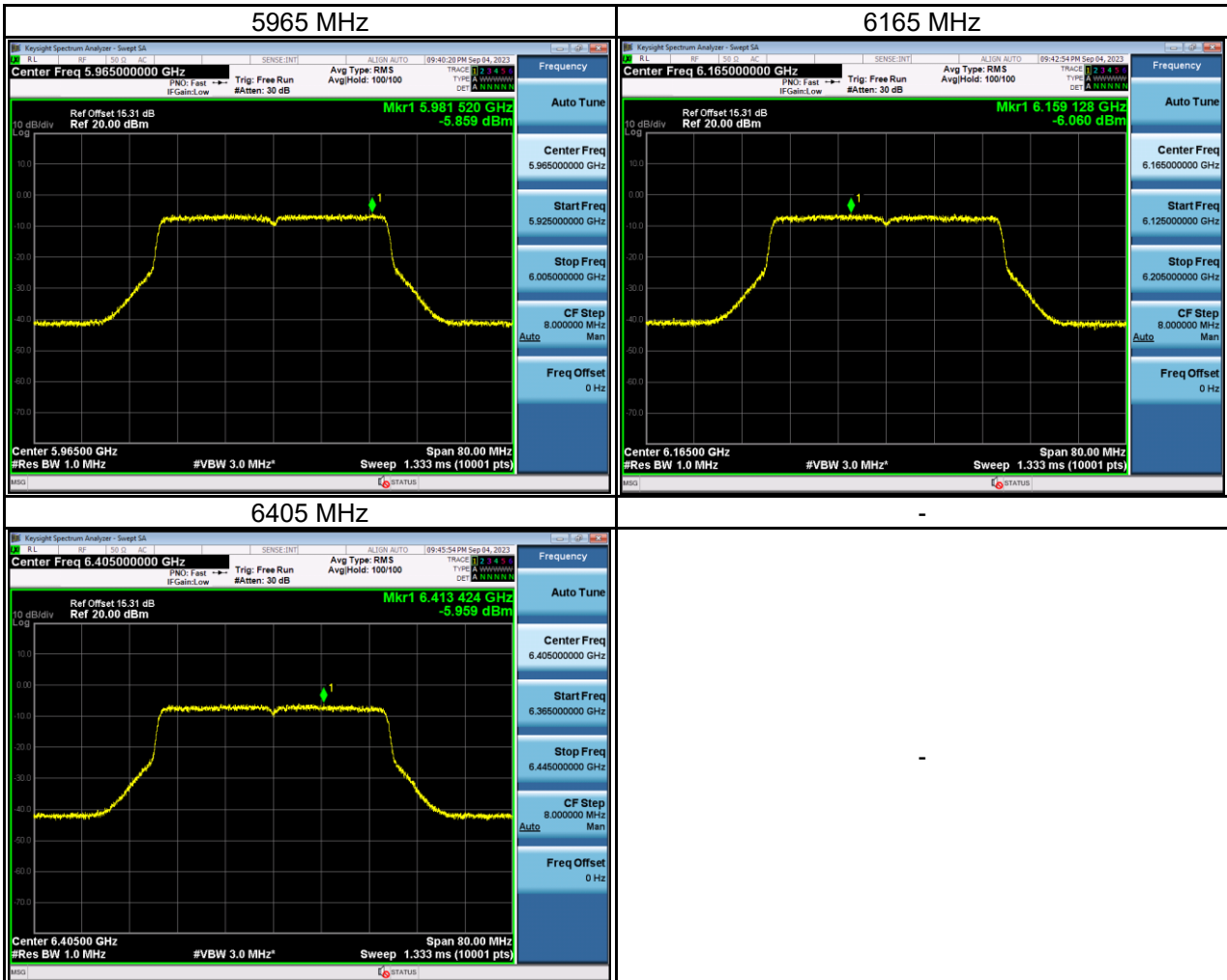


Test Mode	IEEE 802.11ax (HE20)_ Total
-----------	-----------------------------

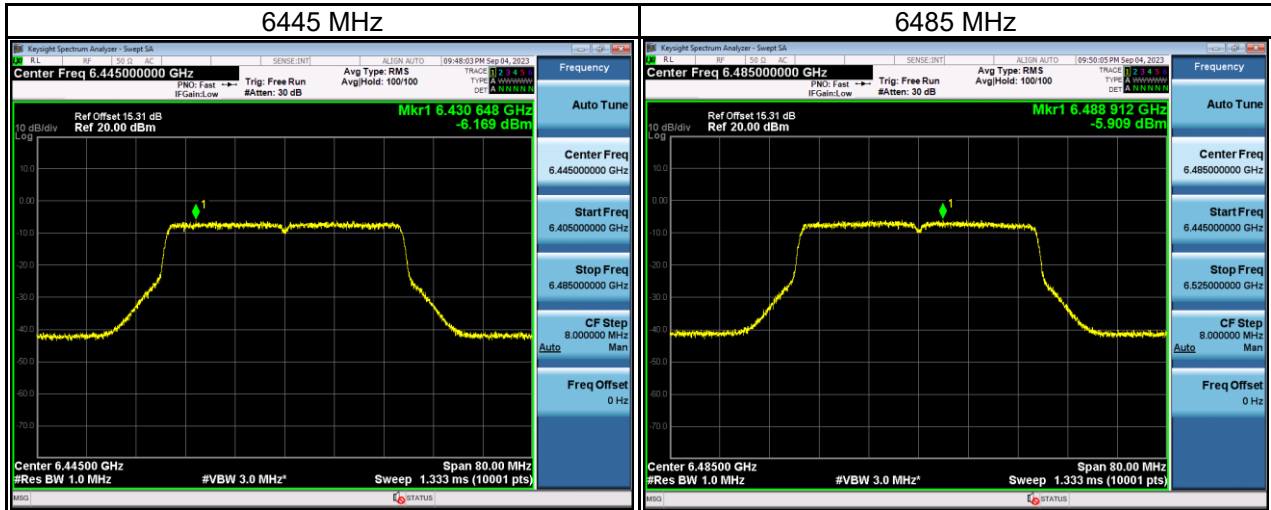
Test Frequency (MHz)	e.i.r.p. Spectral Density (dBm/MHz)	Duty Factor (dB)	Calculated e.i.r.p. Spectral Density (dBm/MHz)	Maximum Limit (dBm/MHz)	Result
5955	-3.80	0.03	-3.77	-1.00	Pass
6175	-3.68	0.03	-3.65	-1.00	Pass
6415	-3.24	0.03	-3.20	-1.00	Pass
6435	-3.32	0.03	-3.29	-1.00	Pass
6475	-3.25	0.03	-3.22	-1.00	Pass
6515	-3.75	0.03	-3.72	-1.00	Pass
6535	-4.15	0.03	-4.11	-1.00	Pass
6695	-4.09	0.03	-4.06	-1.00	Pass
6855	-3.80	0.03	-3.77	-1.00	Pass
6875	-3.86	0.03	-3.83	-1.00	Pass
6995	-4.34	0.03	-4.31	-1.00	Pass
7115	-7.88	0.03	-7.85	-1.00	Pass

Test Mode	IEEE 802.11ax (HE40)_ Main Antenna
-----------	------------------------------------

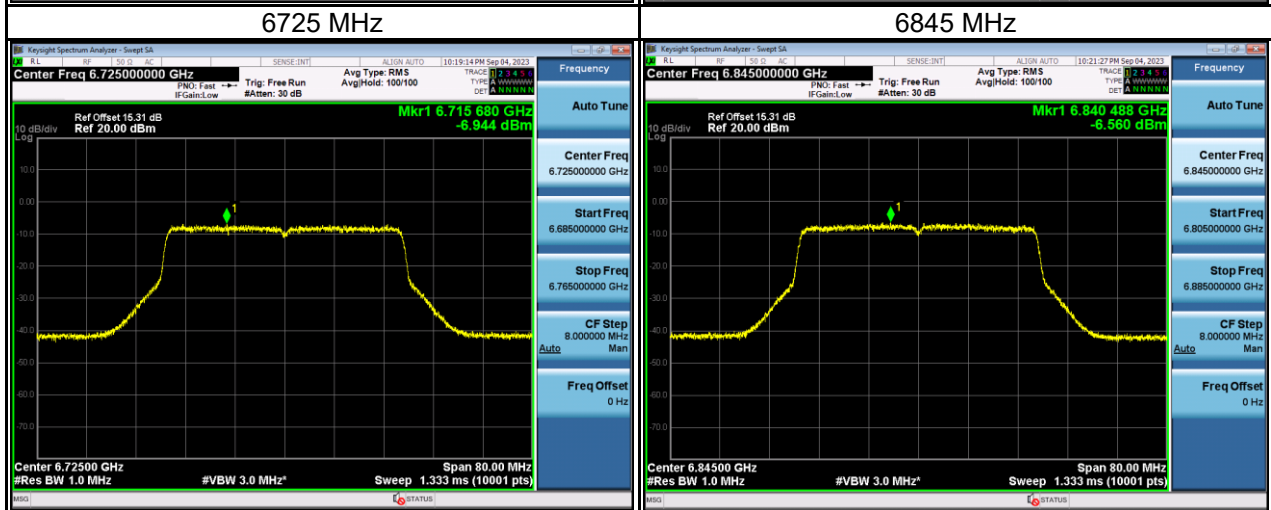
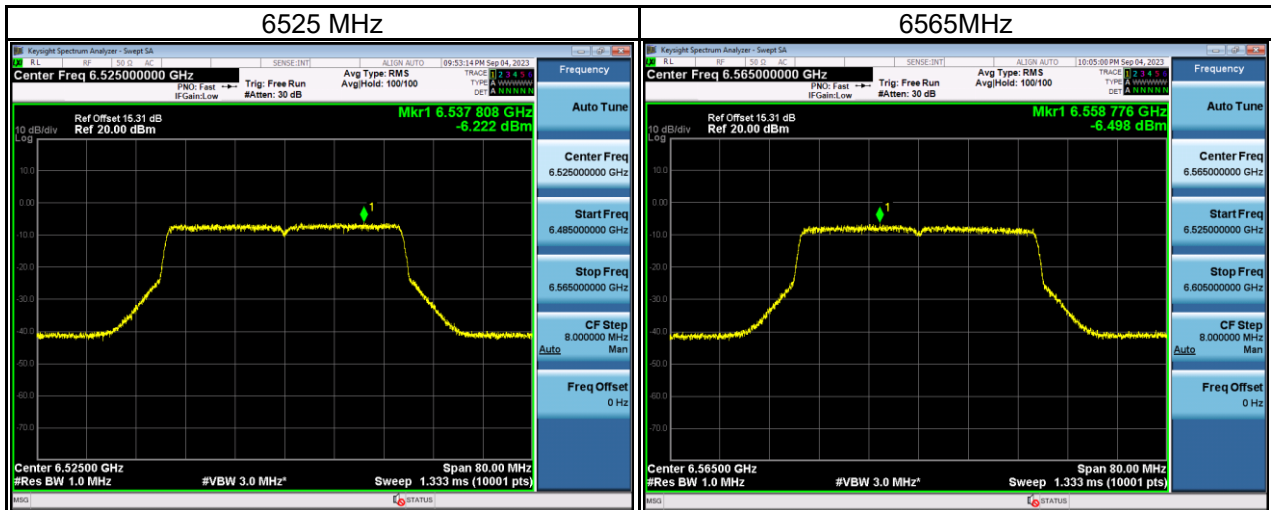
Test Frequency (MHz)	e.i.r.p. Spectral Density (dBm/MHz)	Duty Factor (dB)	Calculated e.i.r.p. Spectral Density (dBm/MHz)	Maximum Limit (dBm/MHz)	Result
5965	-5.86	0.02	-5.84	-1.00	Pass
6165	-6.06	0.02	-6.04	-1.00	Pass
6405	-5.96	0.02	-5.94	-1.00	Pass



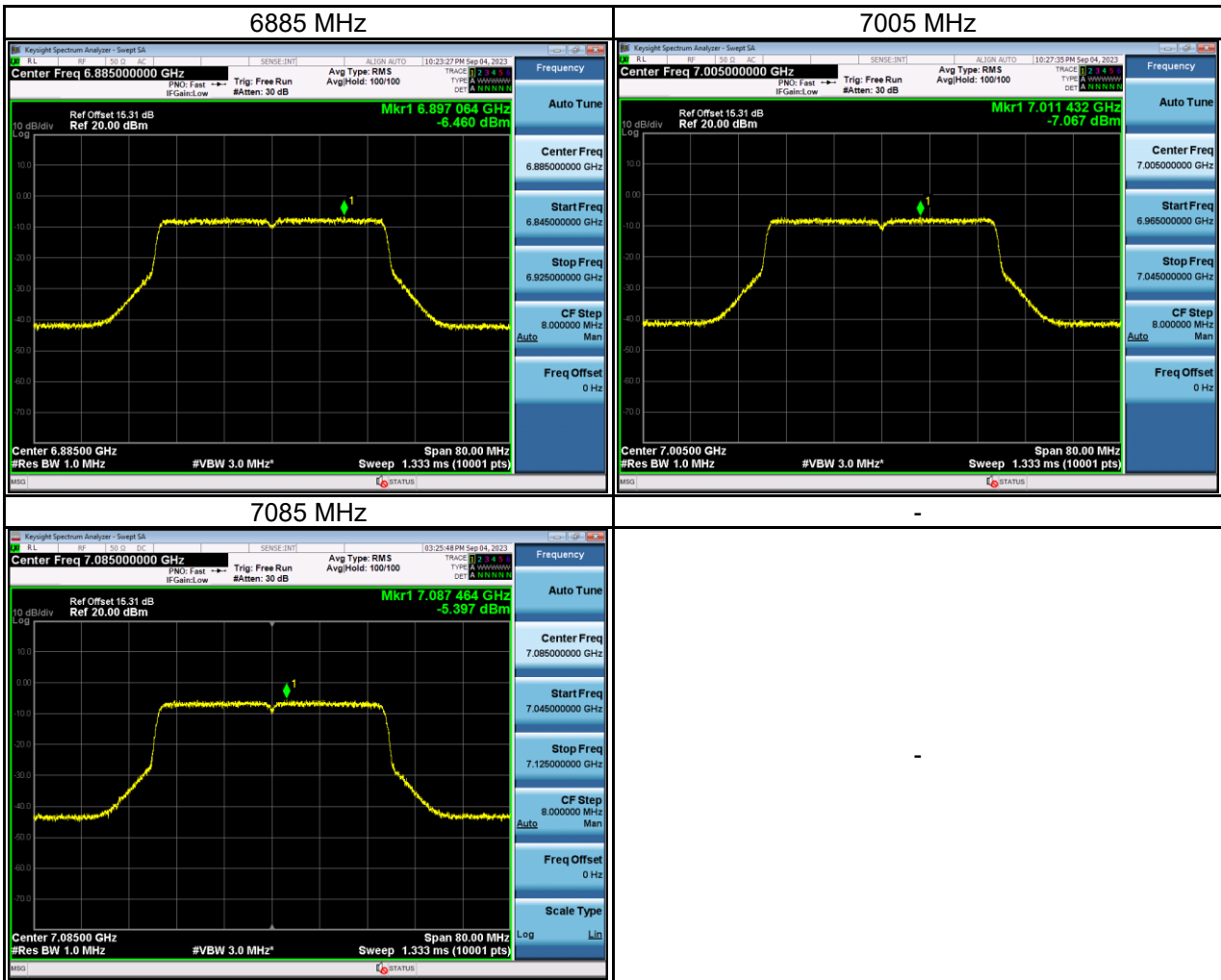
Test Frequency (MHz)	e.i.r.p. Spectral Density (dBm/MHz)	Duty Factor (dB)	Calculated e.i.r.p. Spectral Density (dBm/MHz)	Maximum Limit (dBm/MHz)	Result
6445	-6.17	0.02	-6.15	-1.00	Pass
6485	-5.91	0.02	-5.89	-1.00	Pass



Test Frequency (MHz)	e.i.r.p. Spectral Density (dBm/MHz)	Duty Factor (dB)	Calculated e.i.r.p. Spectral Density (dBm/MHz)	Maximum Limit (dBm/MHz)	Result
6525	-6.22	0.02	-6.20	-1.00	Pass
6565	-6.50	0.02	-6.48	-1.00	Pass
6725	-6.94	0.02	-6.92	-1.00	Pass
6845	-6.56	0.02	-6.54	-1.00	Pass

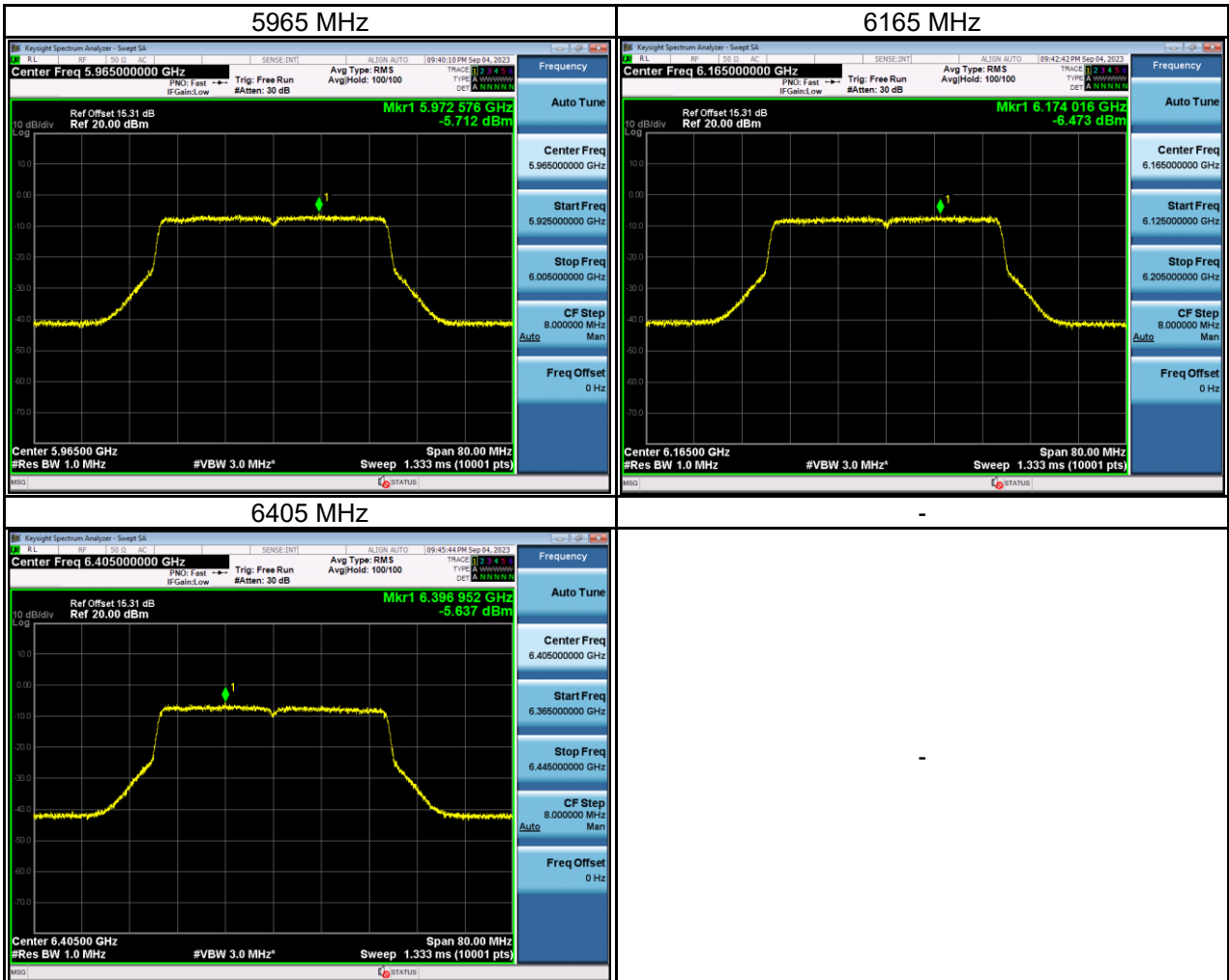


Test Frequency (MHz)	e.i.r.p. Spectral Density (dBm/MHz)	Duty Factor (dB)	Calculated e.i.r.p. Spectral Density (dBm/MHz)	Maximum Limit (dBm/MHz)	Result
6885	-6.46	0.02	-6.44	-1.00	Pass
7005	-7.07	0.02	-7.05	-1.00	Pass
7085	-5.40	0.02	-5.38	-1.00	Pass

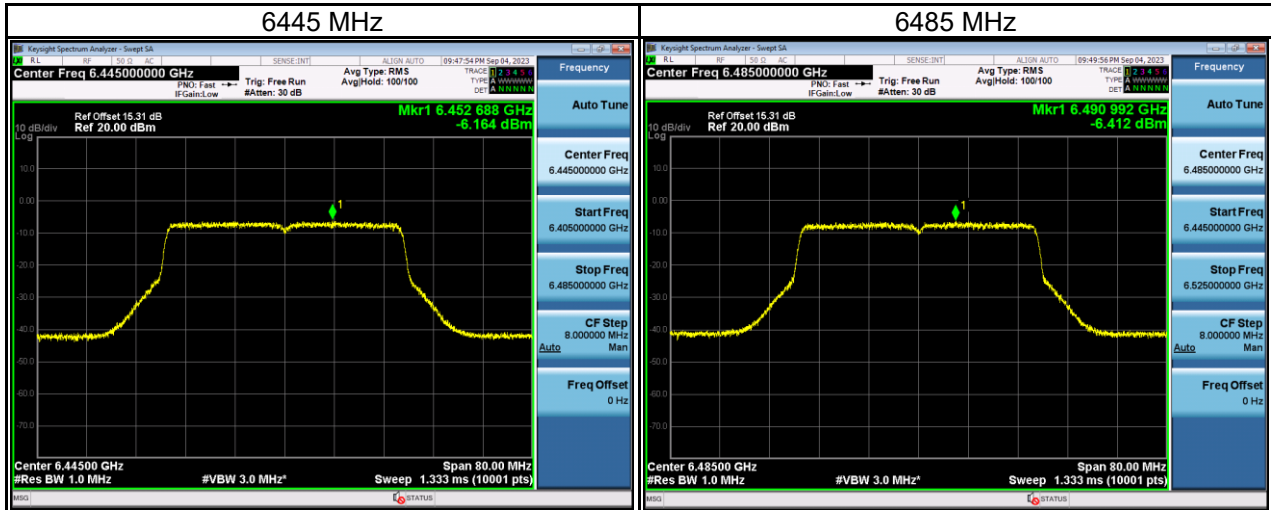


Test Mode	IEEE 802.11ax (HE40)_ Aux Antenna
-----------	-----------------------------------

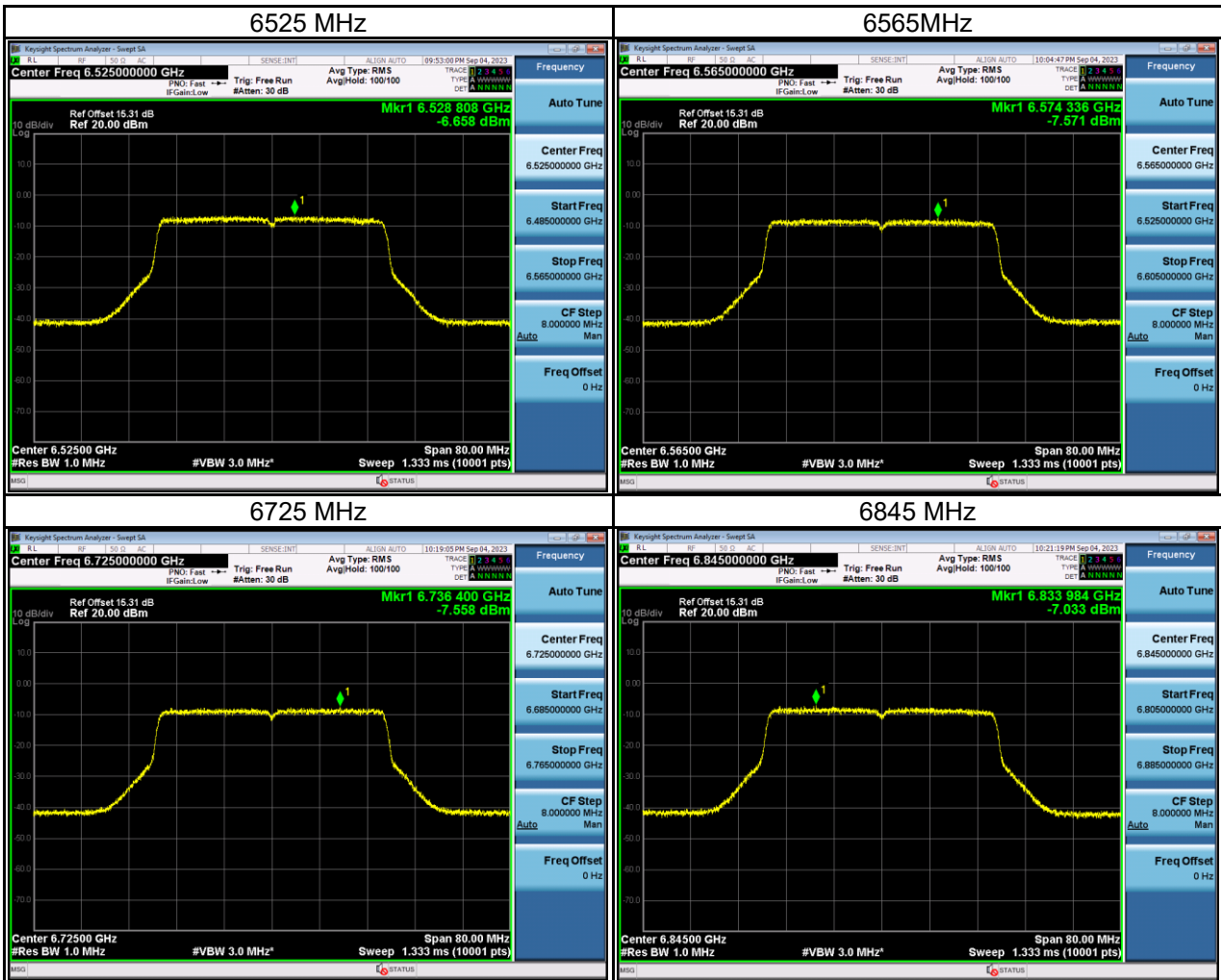
Test Frequency (MHz)	e.i.r.p. Spectral Density (dBm/MHz)	Duty Factor (dB)	Calculated e.i.r.p. Spectral Density (dBm/MHz)	Maximum Limit (dBm/MHz)	Result
5965	-5.71	0.02	-5.69	-1.00	Pass
6165	-6.47	0.02	-6.45	-1.00	Pass
6405	-5.64	0.02	-5.62	-1.00	Pass



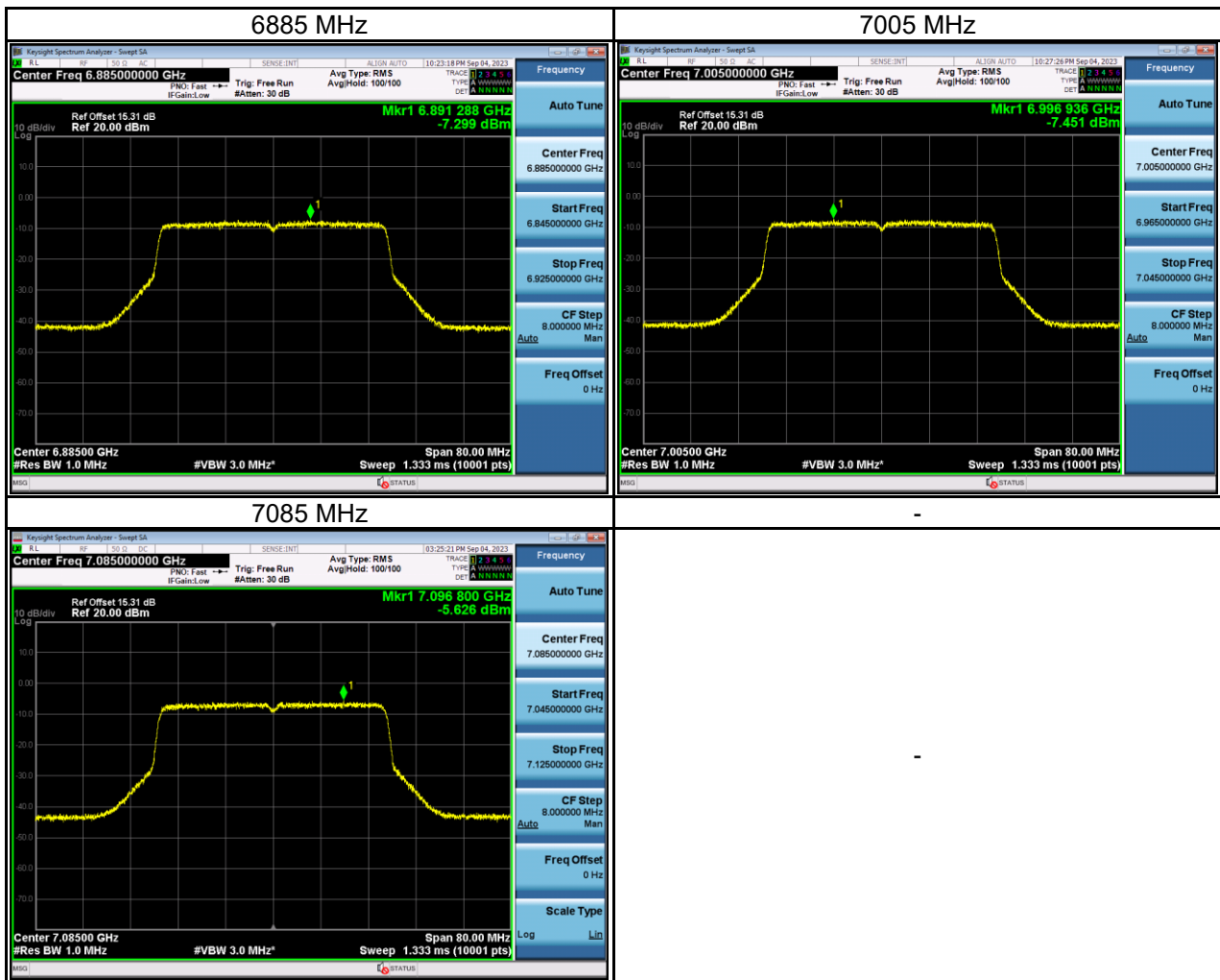
Test Frequency (MHz)	e.i.r.p. Spectral Density (dBm/MHz)	Duty Factor (dB)	Calculated e.i.r.p. Spectral Density (dBm/MHz)	Maximum Limit (dBm/MHz)	Result
6445	-6.16	0.02	-6.14	-1.00	Pass
6485	-6.41	0.02	-6.39	-1.00	Pass



Test Frequency (MHz)	e.i.r.p. Spectral Density (dBm/MHz)	Duty Factor (dB)	Calculated e.i.r.p. Spectral Density (dBm/MHz)	Maximum Limit (dBm/MHz)	Result
6525	-6.66	0.02	-6.64	-1.00	Pass
6565	-7.57	0.02	-7.55	-1.00	Pass
6725	-7.56	0.02	-7.54	-1.00	Pass
6845	-7.03	0.02	-7.01	-1.00	Pass



Test Frequency (MHz)	e.i.r.p. Spectral Density (dBm/MHz)	Duty Factor (dB)	Calculated e.i.r.p. Spectral Density (dBm/MHz)	Maximum Limit (dBm/MHz)	Result
6885	-7.30	0.02	-7.28	-1.00	Pass
7005	-7.45	0.02	-7.43	-1.00	Pass
7085	-5.63	0.02	-5.60	-1.00	Pass

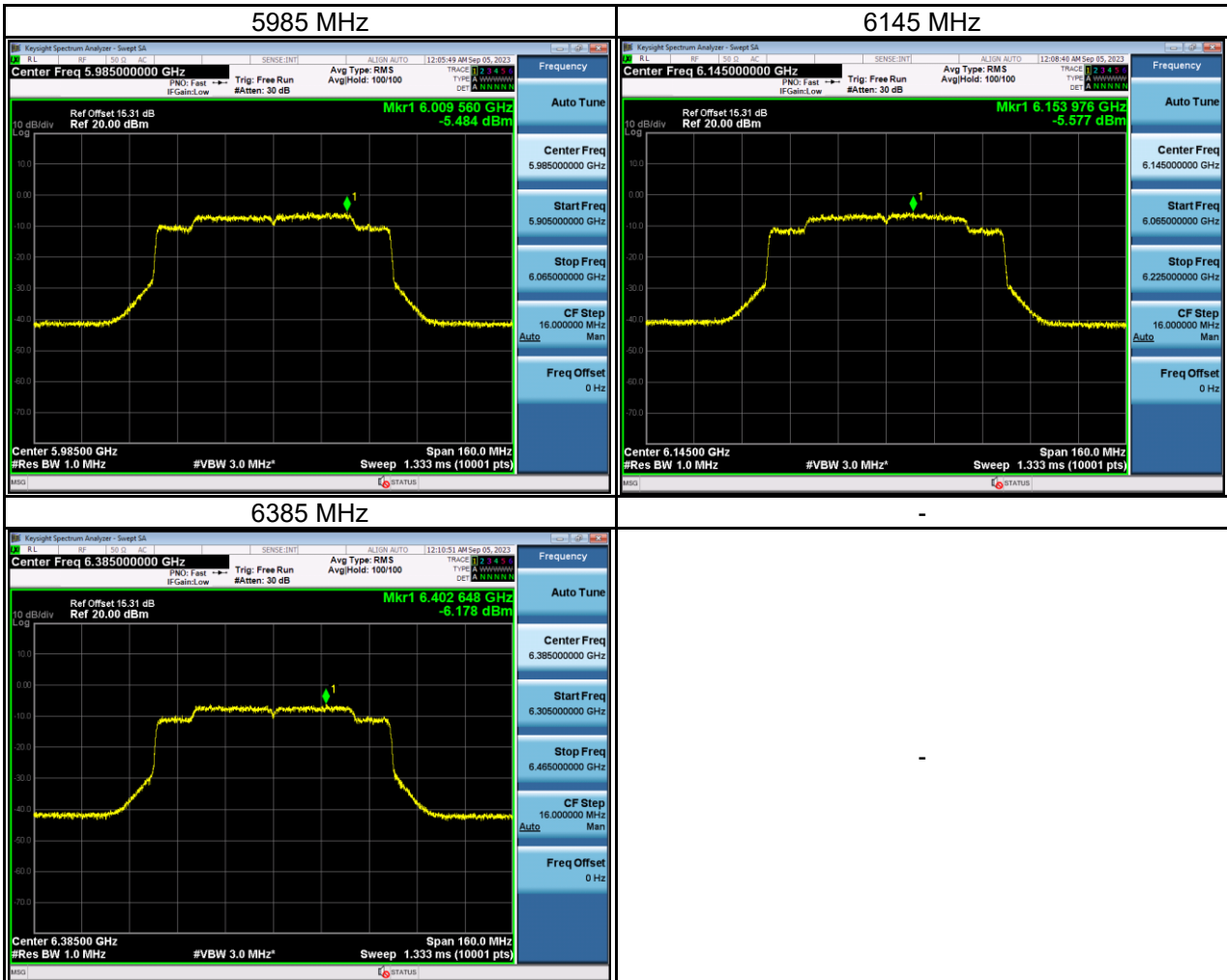


Test Mode	IEEE 802.11ax (HE40)_ Total
-----------	-----------------------------

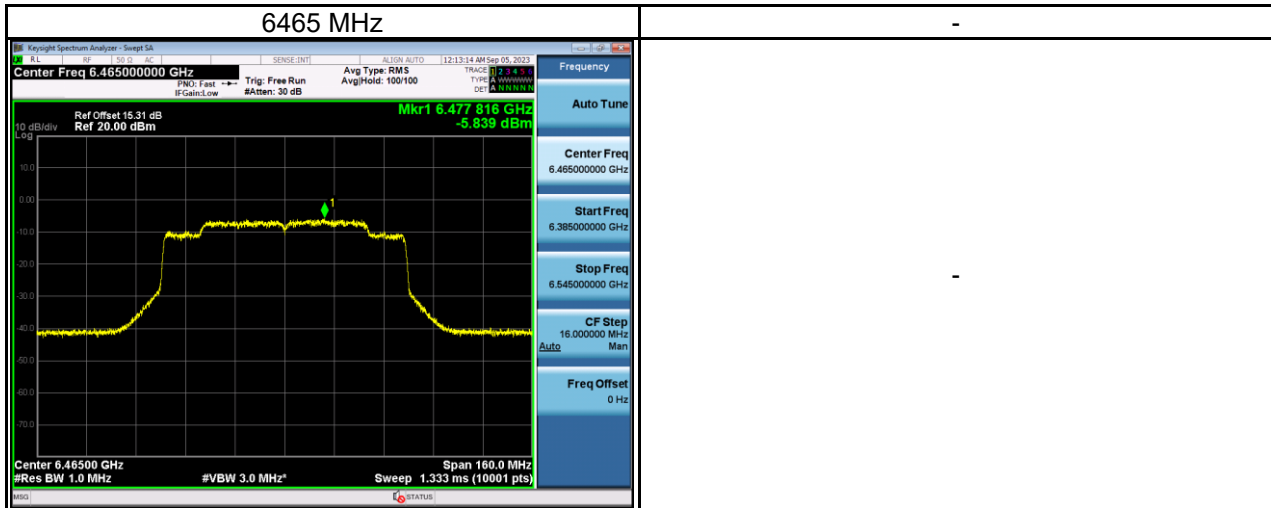
Test Frequency (MHz)	e.i.r.p. Spectral Density (dBm/MHz)	Duty Factor (dB)	Calculated e.i.r.p. Spectral Density (dBm/MHz)	Maximum Limit (dBm/MHz)	Result
5965	-2.77	0.02	-2.75	-1.00	Pass
6165	-3.25	0.02	-3.23	-1.00	Pass
6405	-2.78	0.02	-2.76	-1.00	Pass
6445	-3.16	0.02	-3.13	-1.00	Pass
6485	-3.14	0.02	-3.12	-1.00	Pass
6525	-3.42	0.02	-3.40	-1.00	Pass
6565	-3.99	0.02	-3.97	-1.00	Pass
6725	-4.23	0.02	-4.21	-1.00	Pass
6845	-3.78	0.02	-3.76	-1.00	Pass
6885	-3.85	0.02	-3.83	-1.00	Pass
7005	-4.24	0.02	-4.22	-1.00	Pass
7085	-2.50	0.02	-2.48	-1.00	Pass

Test Mode IEEE 802.11ax (HE80)_ Main Antenna

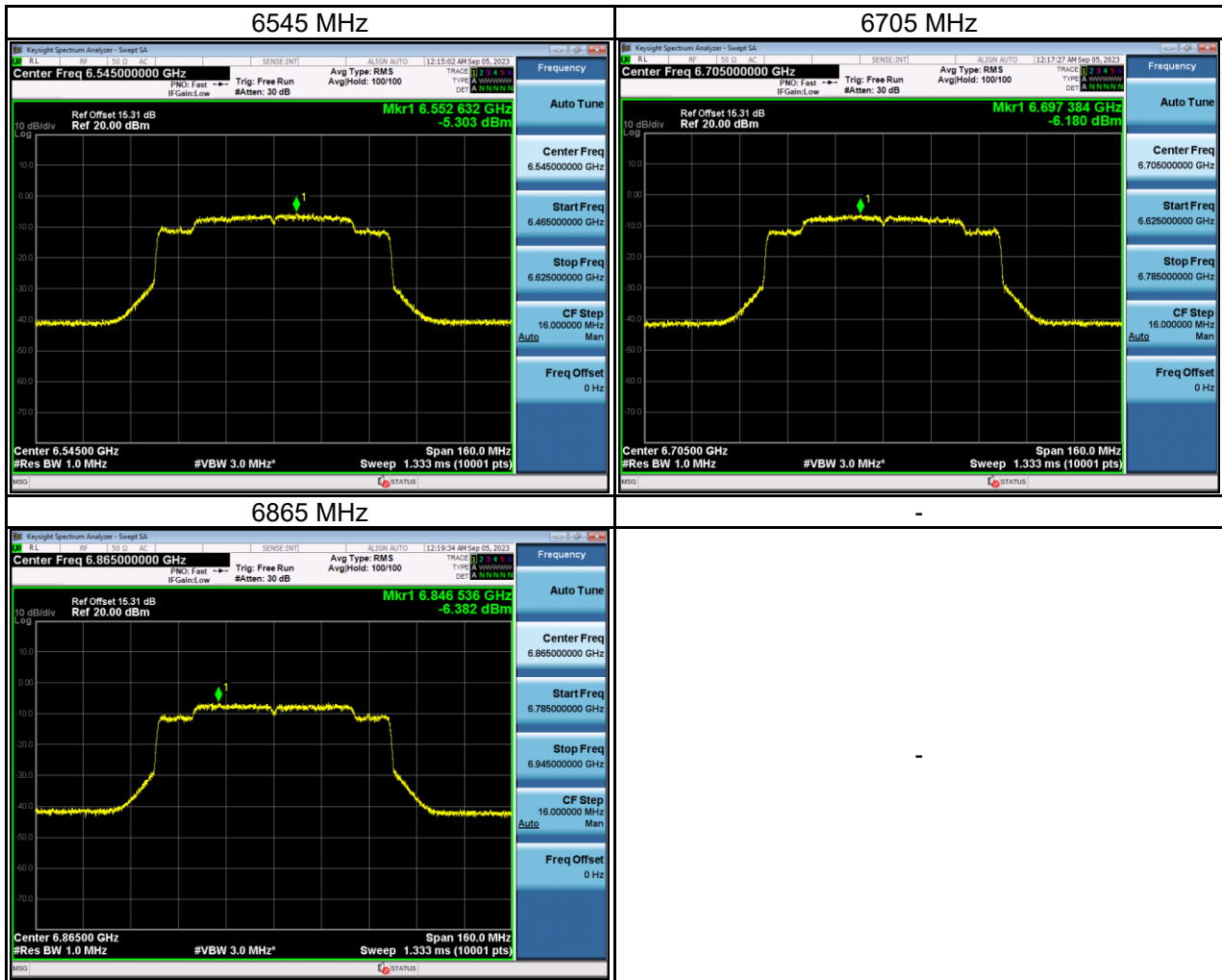
Test Frequency (MHz)	e.i.r.p. Spectral Density (dBm/MHz)	Duty Factor (dB)	Calculated e.i.r.p. Spectral Density (dBm/MHz)	Maximum Limit (dBm/MHz)	Result
5985	-5.48	0.10	-5.38	-1.00	Pass
6145	-5.58	0.10	-5.48	-1.00	Pass
6385	-6.18	0.10	-6.08	-1.00	Pass



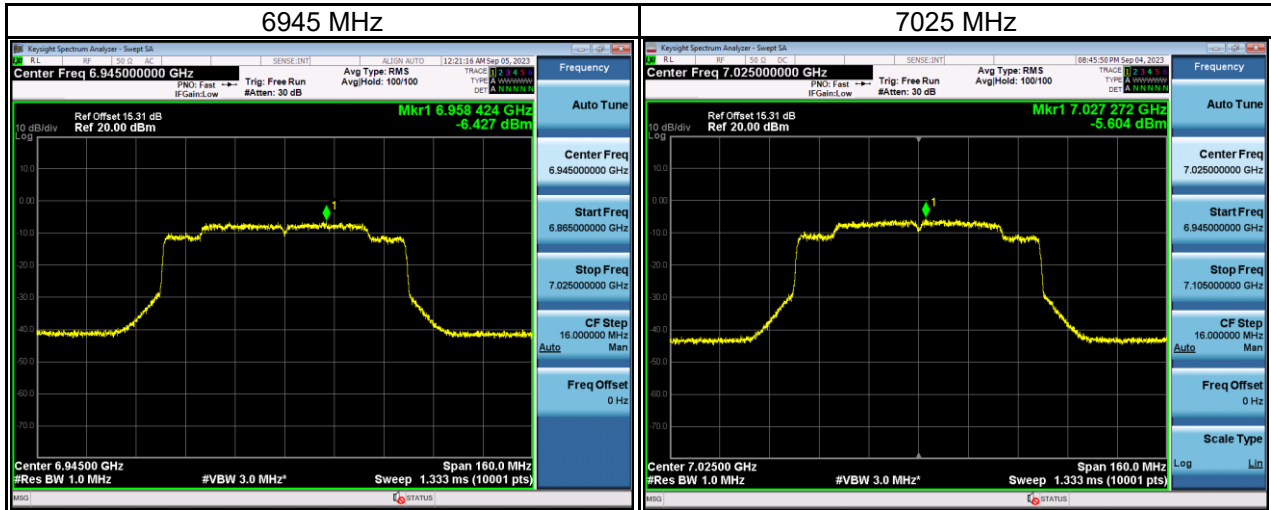
Test Frequency (MHz)	e.i.r.p. Spectral Density (dBm/MHz)	Duty Factor (dB)	Calculated e.i.r.p. Spectral Density (dBm/MHz)	Maximum Limit (dBm/MHz)	Result
6465	-5.84	0.10	-5.74	-1.00	Pass



Test Frequency (MHz)	e.i.r.p. Spectral Density (dBm/MHz)	Duty Factor (dB)	Calculated e.i.r.p. Spectral Density (dBm/MHz)	Maximum Limit (dBm/MHz)	Result
6545	-5.30	0.10	-5.20	-1.00	Pass
6705	-6.18	0.10	-6.08	-1.00	Pass
6865	-6.38	0.10	-6.28	-1.00	Pass

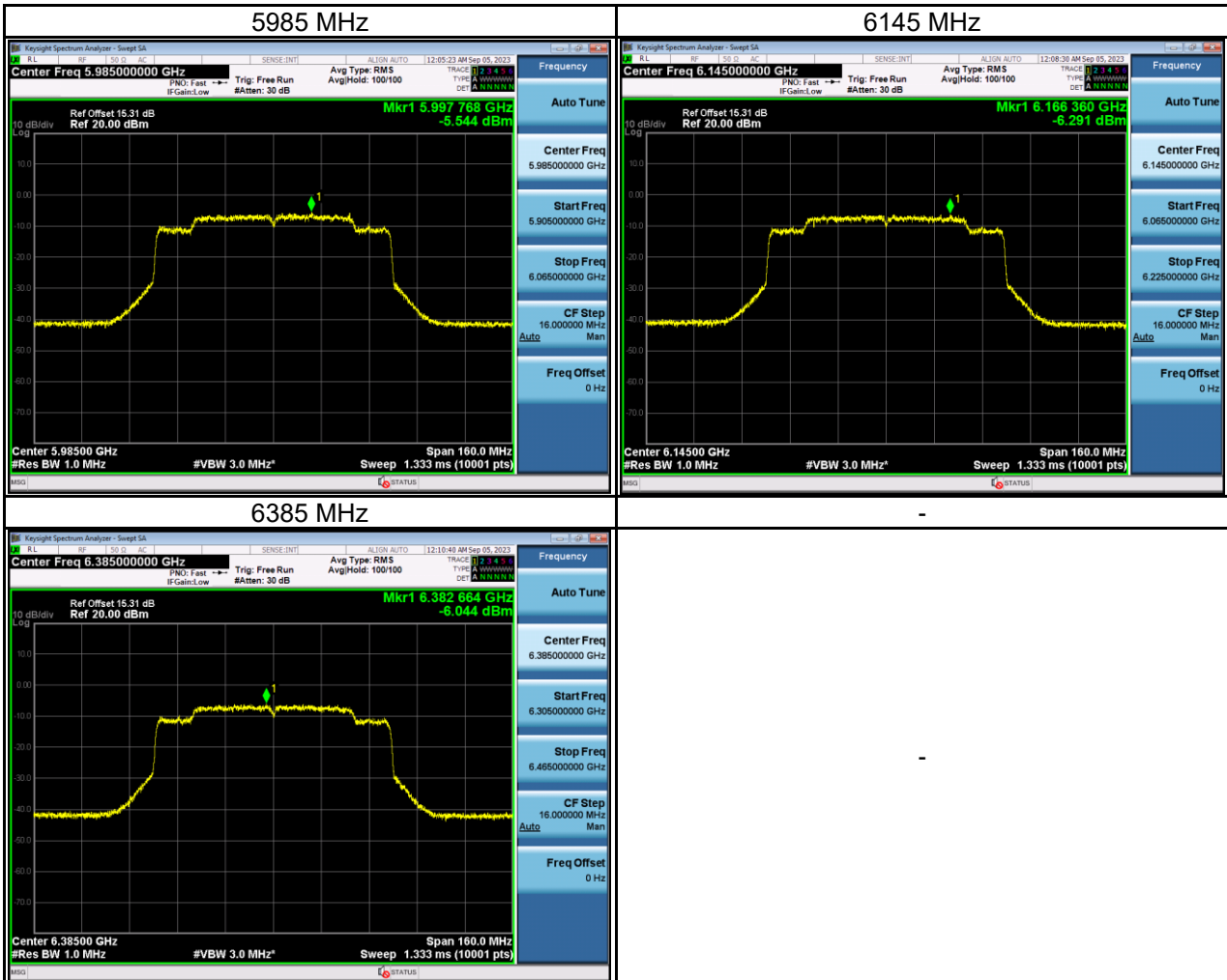


Test Frequency (MHz)	e.i.r.p. Spectral Density (dBm/MHz)	Duty Factor (dB)	Calculated e.i.r.p. Spectral Density (dBm/MHz)	Maximum Limit (dBm/MHz)	Result
6945	-6.43	0.10	-6.33	-1.00	Pass
7025	-5.60	0.10	-5.50	-1.00	Pass

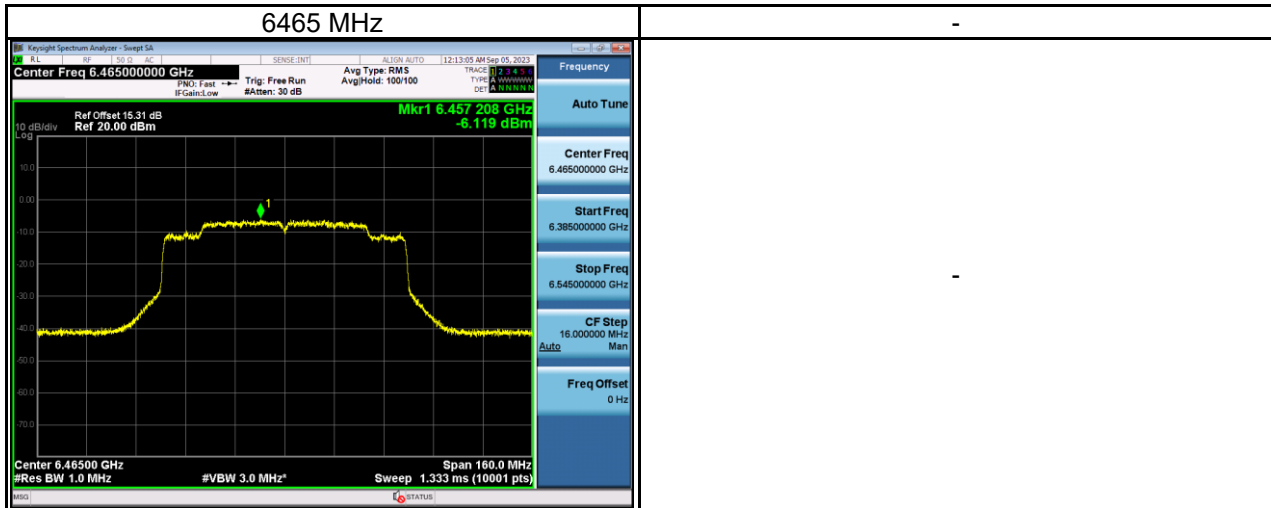


Test Mode	IEEE 802.11ax (HE80)_ Aux Antenna
-----------	-----------------------------------

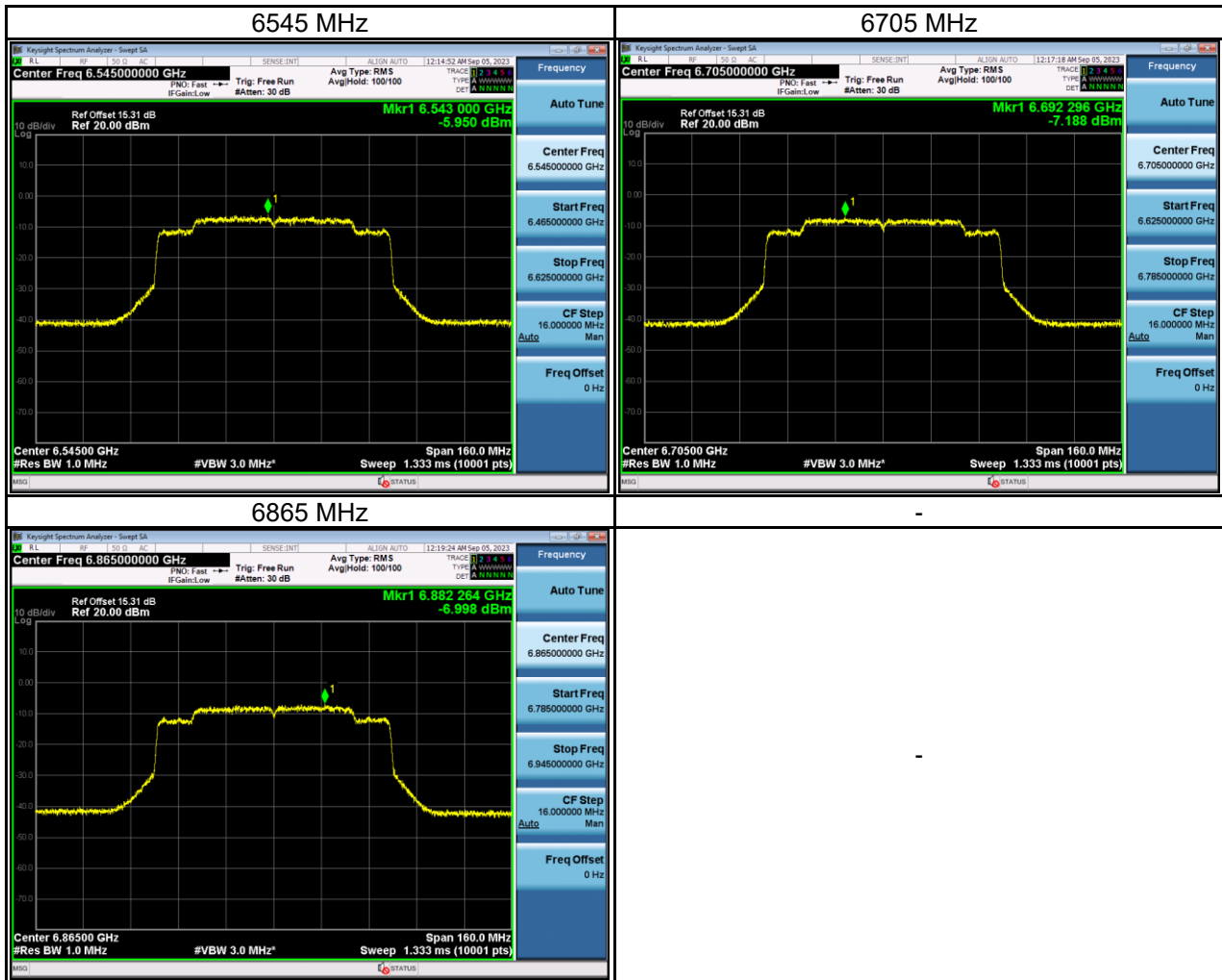
Test Frequency (MHz)	e.i.r.p. Spectral Density (dBm/MHz)	Duty Factor (dB)	Calculated e.i.r.p. Spectral Density (dBm/MHz)	Maximum Limit (dBm/MHz)	Result
5985	-5.54	0.10	-5.44	-1.00	Pass
6145	-6.29	0.10	-6.19	-1.00	Pass
6385	-6.04	0.10	-5.94	-1.00	Pass



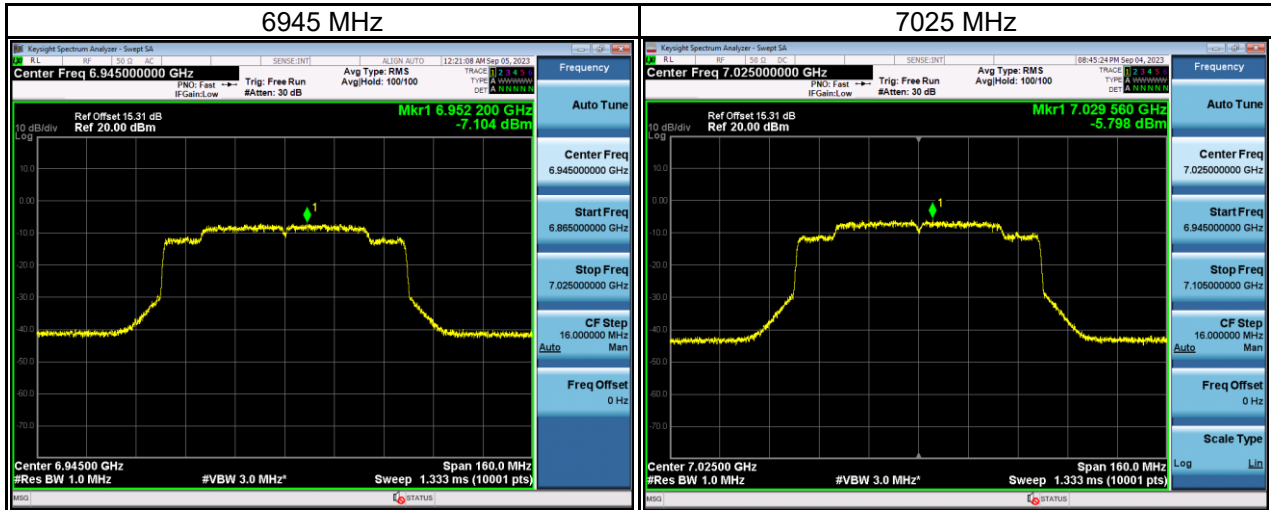
Test Frequency (MHz)	e.i.r.p. Spectral Density (dBm/MHz)	Duty Factor (dB)	Calculated e.i.r.p. Spectral Density (dBm/MHz)	Maximum Limit (dBm/MHz)	Result
6465	-6.12	0.10	-6.02	-1.00	Pass



Test Frequency (MHz)	e.i.r.p. Spectral Density (dBm/MHz)	Duty Factor (dB)	Calculated e.i.r.p. Spectral Density (dBm/MHz)	Maximum Limit (dBm/MHz)	Result
6545	-5.95	0.10	-5.85	-1.00	Pass
6705	-7.19	0.10	-7.09	-1.00	Pass
6865	-7.00	0.10	-6.90	-1.00	Pass



Test Frequency (MHz)	e.i.r.p. Spectral Density (dBm/MHz)	Duty Factor (dB)	Calculated e.i.r.p. Spectral Density (dBm/MHz)	Maximum Limit (dBm/MHz)	Result
6945	-7.10	0.10	-7.00	-1.00	Pass
7025	-5.80	0.10	-5.70	-1.00	Pass

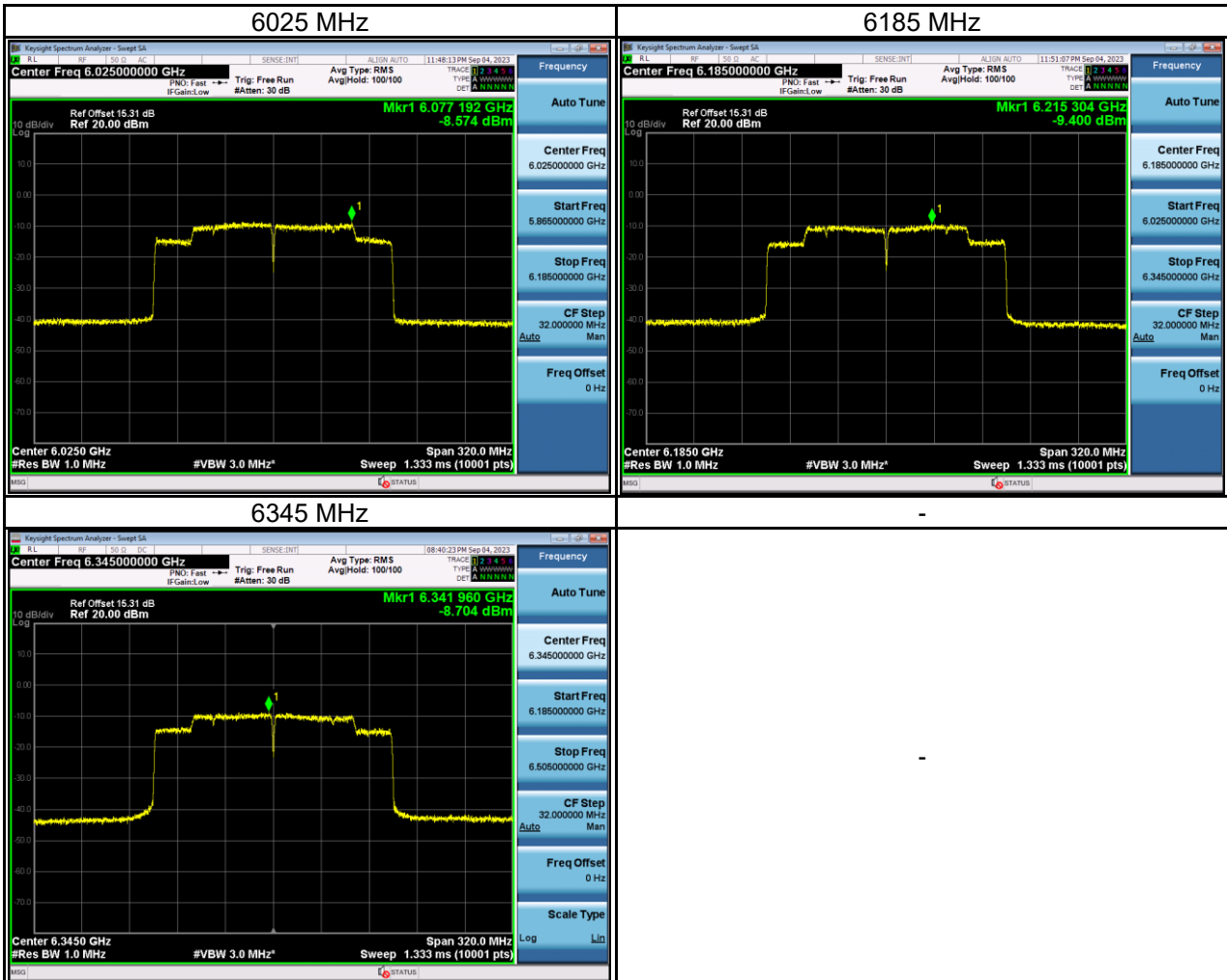


Test Mode	IEEE 802.11ax (HE80)_ Total
-----------	-----------------------------

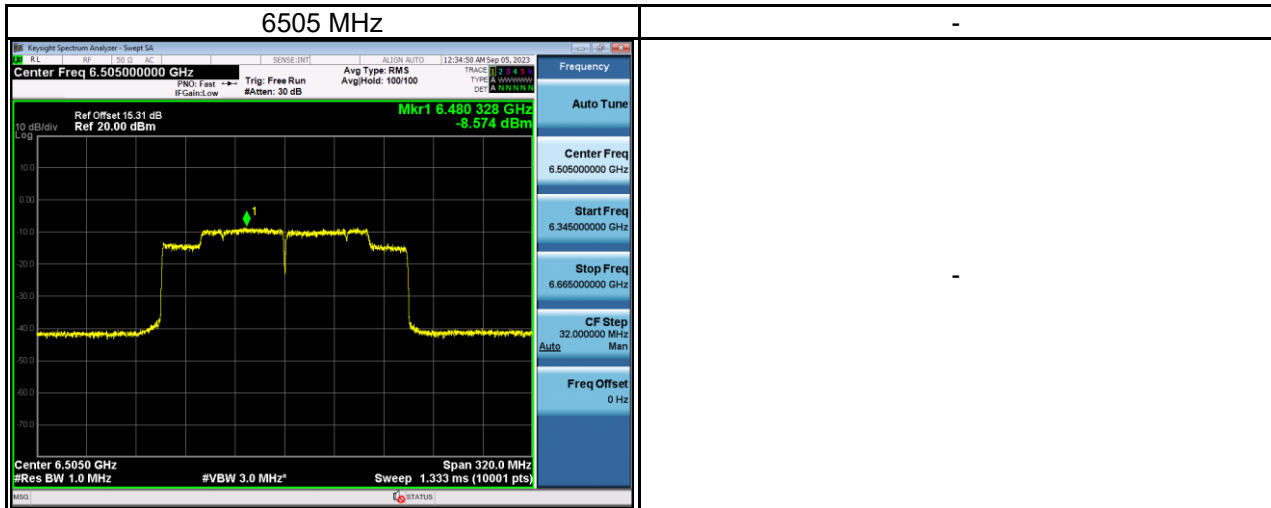
Test Frequency (MHz)	e.i.r.p. Spectral Density (dBm/MHz)	Duty Factor (dB)	Calculated e.i.r.p. Spectral Density (dBm/MHz)	Maximum Limit (dBm/MHz)	Result
5985	-2.50	0.10	-2.40	-1.00	Pass
6145	-2.91	0.10	-2.81	-1.00	Pass
6385	-3.10	0.10	-3.00	-1.00	Pass
6465	-2.97	0.10	-2.87	-1.00	Pass
6545	-2.60	0.10	-2.50	-1.00	Pass
6705	-3.64	0.10	-3.54	-1.00	Pass
6865	-6.38	0.10	-6.28	-1.00	Pass
6945	-3.74	0.10	-3.64	-1.00	Pass
7025	-2.69	0.10	-2.59	-1.00	Pass

Test Mode	IEEE 802.11ax (HE160)_ Main Antenna
-----------	-------------------------------------

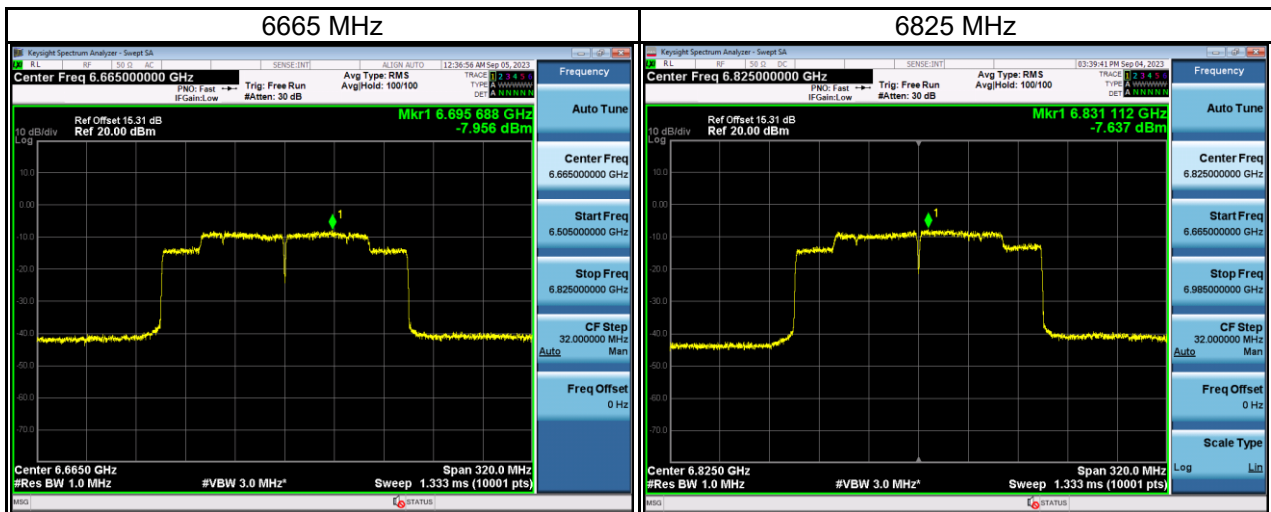
Test Frequency (MHz)	e.i.r.p. Spectral Density (dBm/MHz)	Duty Factor (dB)	Calculated e.i.r.p. Spectral Density (dBm/MHz)	Maximum Limit (dBm/MHz)	Result
6025	-8.57	0.08	-8.49	-1.00	Pass
6185	-9.40	0.08	-9.32	-1.00	Pass
6345	-8.70	0.08	-8.62	-1.00	Pass



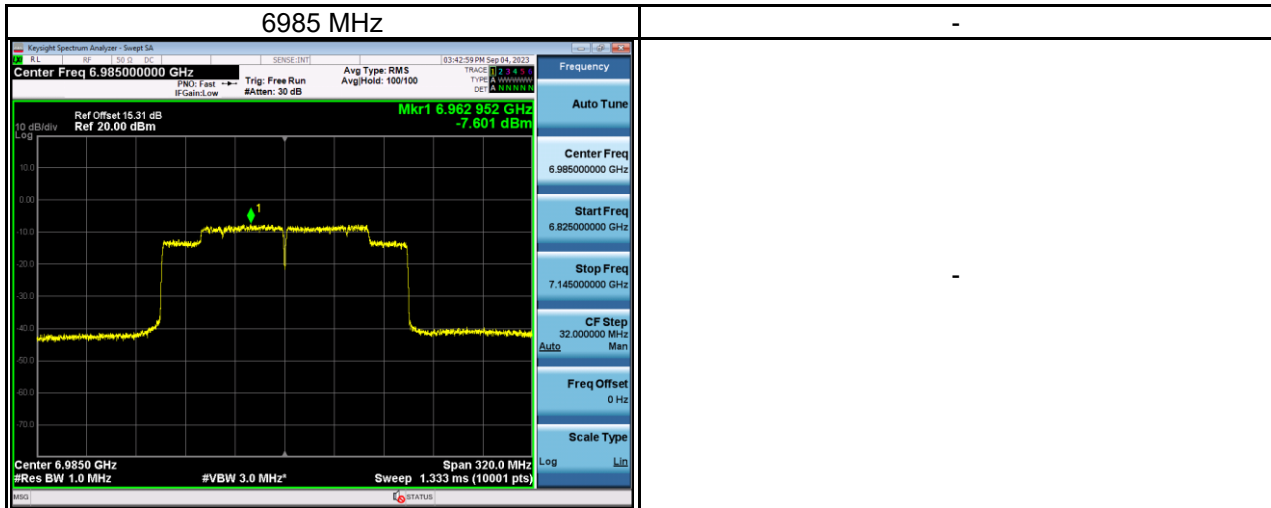
Test Frequency (MHz)	e.i.r.p. Spectral Density (dBm/MHz)	Duty Factor (dB)	Calculated e.i.r.p. Spectral Density (dBm/MHz)	Maximum Limit (dBm/MHz)	Result
6505	-8.57	0.08	-8.49	-1.00	Pass



Test Frequency (MHz)	e.i.r.p. Spectral Density (dBm/MHz)	Duty Factor (dB)	Calculated e.i.r.p. Spectral Density (dBm/MHz)	Maximum Limit (dBm/MHz)	Result
6665	-7.96	0.08	-7.87	-1.00	Pass
6825	-7.64	0.08	-7.55	-1.00	Pass

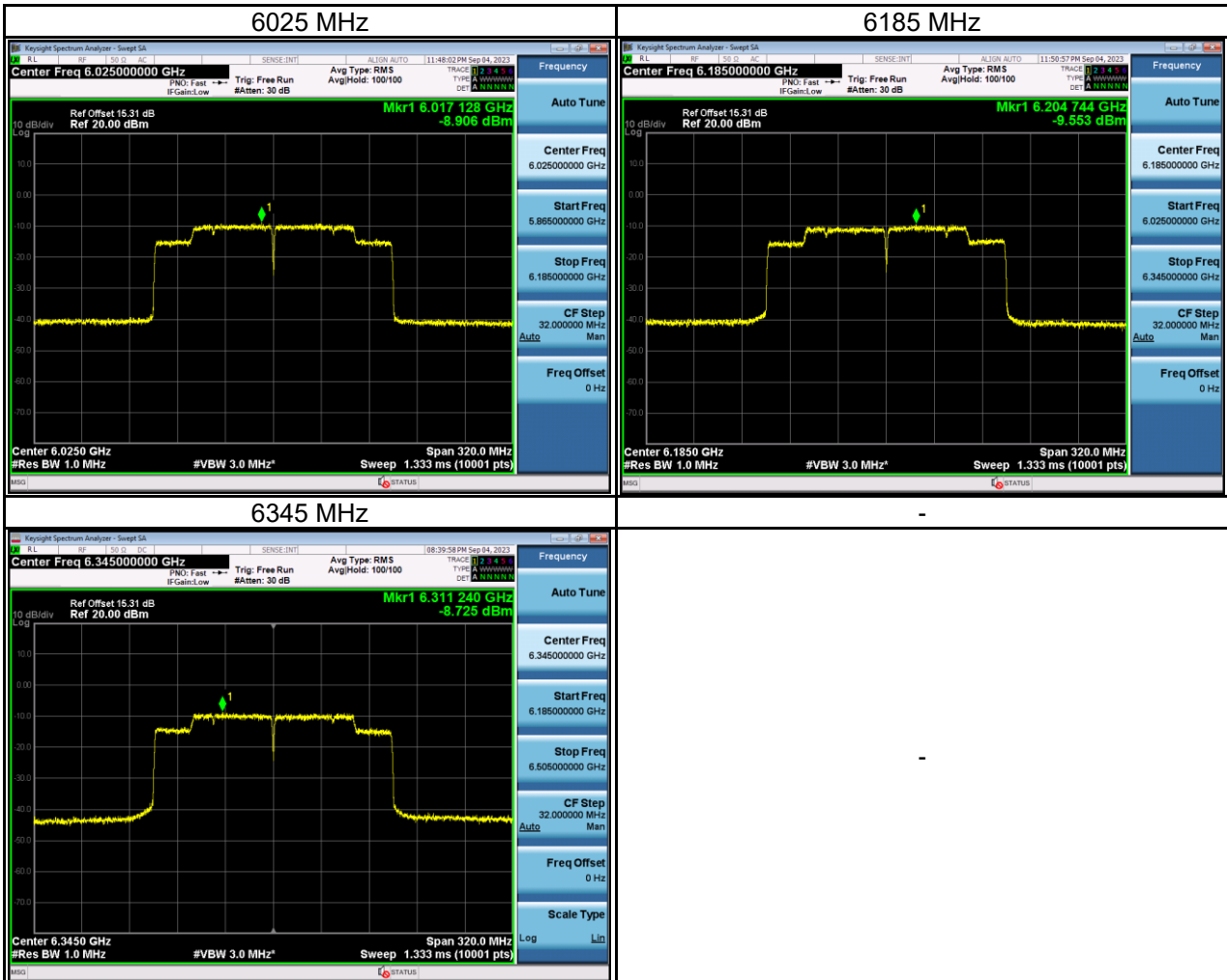


Test Frequency (MHz)	e.i.r.p. Spectral Density (dBm/MHz)	Duty Factor (dB)	Calculated e.i.r.p. Spectral Density (dBm/MHz)	Maximum Limit (dBm/MHz)	Result
6985	-7.60	0.08	-7.52	-1.00	Pass

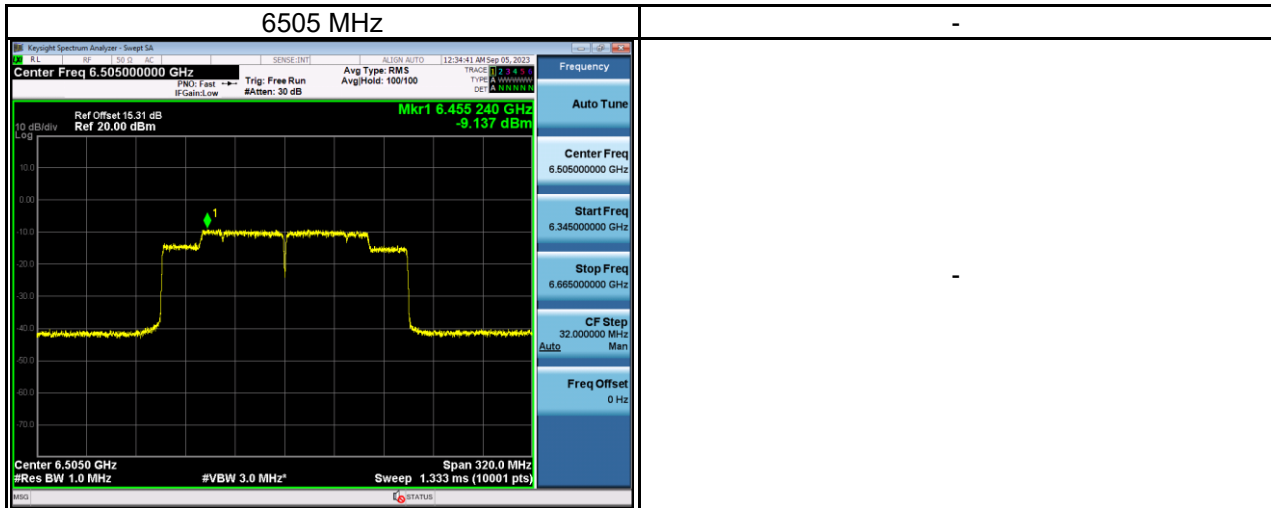


Test Mode	IEEE 802.11ax (HE160)_ Aux Antenna
-----------	------------------------------------

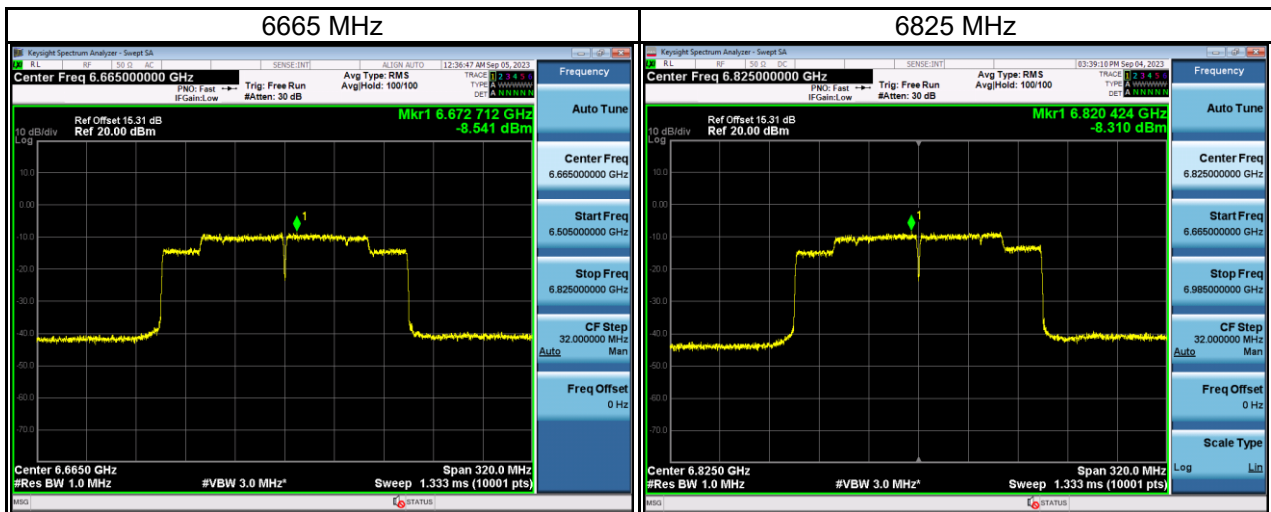
Test Frequency (MHz)	e.i.r.p. Spectral Density (dBm/MHz)	Duty Factor (dB)	Calculated e.i.r.p. Spectral Density (dBm/MHz)	Maximum Limit (dBm/MHz)	Result
6025	-8.91	0.08	-8.82	-1.00	Pass
6185	-9.55	0.08	-9.47	-1.00	Pass
6345	-8.73	0.08	-8.64	-1.00	Pass



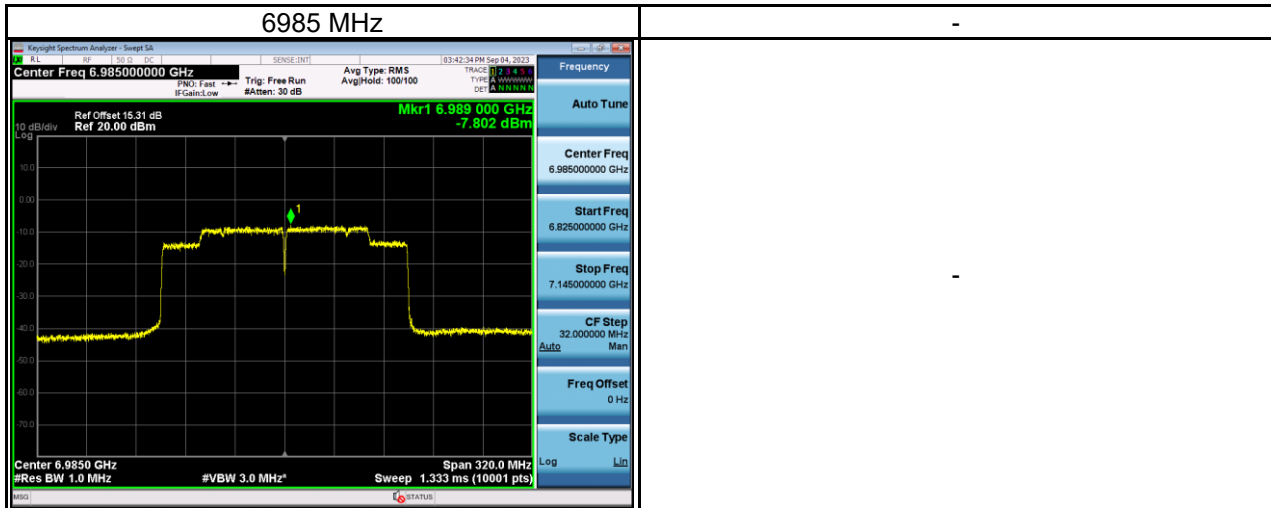
Test Frequency (MHz)	e.i.r.p. Spectral Density (dBm/MHz)	Duty Factor (dB)	Calculated e.i.r.p. Spectral Density (dBm/MHz)	Maximum Limit (dBm/MHz)	Result
6505	-9.14	0.08	-9.05	-1.00	Pass



Test Frequency (MHz)	e.i.r.p. Spectral Density (dBm/MHz)	Duty Factor (dB)	Calculated e.i.r.p. Spectral Density (dBm/MHz)	Maximum Limit (dBm/MHz)	Result
6665	-8.54	0.08	-8.46	-1.00	Pass
6825	-8.31	0.08	-8.23	-1.00	Pass



Test Frequency (MHz)	e.i.r.p. Spectral Density (dBm/MHz)	Duty Factor (dB)	Calculated e.i.r.p. Spectral Density (dBm/MHz)	Maximum Limit (dBm/MHz)	Result
6985	-7.80	0.08	-7.72	-1.00	Pass

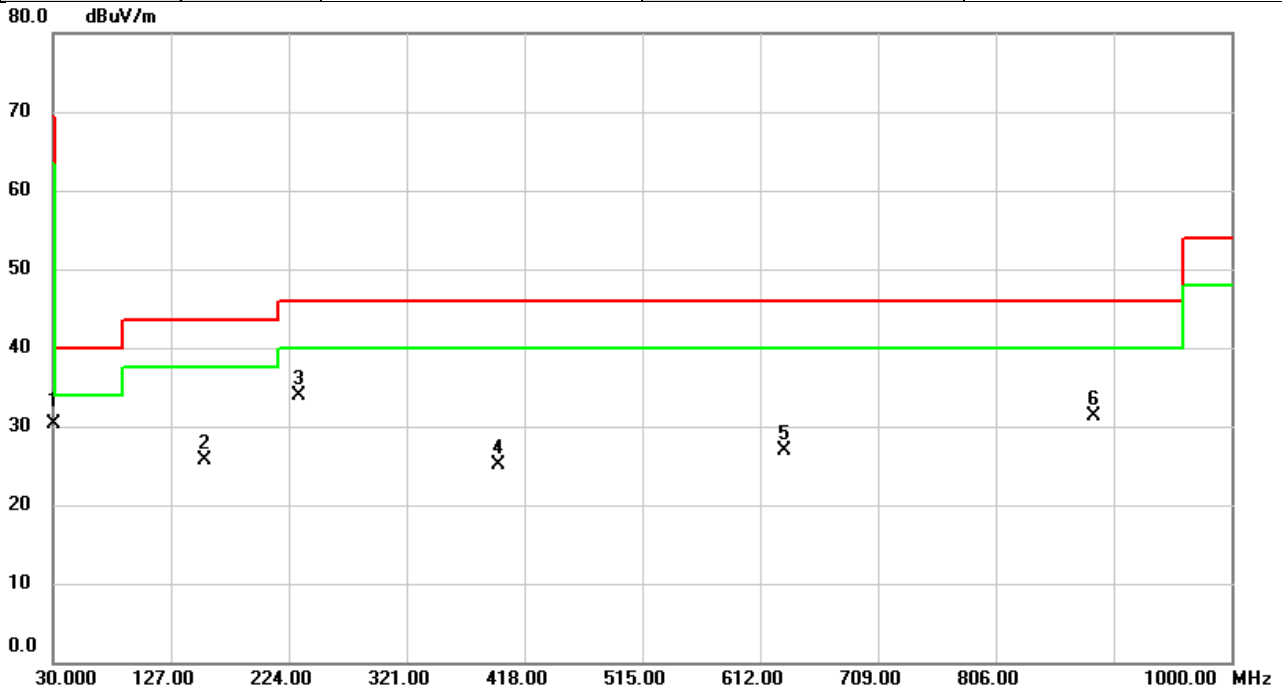


Test Mode	IEEE 802.11ax (HE160)_ Total
-----------	------------------------------

Test Frequency (MHz)	e.i.r.p. Spectral Density (dBm/MHz)	Duty Factor (dB)	Calculated e.i.r.p. Spectral Density (dBm/MHz)	Maximum Limit (dBm/MHz)	Result
6025	-5.73	0.08	-5.64	-1.00	Pass
6185	-6.47	0.08	-6.38	-1.00	Pass
6345	-5.70	0.08	-5.62	-1.00	Pass
6505	-5.84	0.08	-5.75	-1.00	Pass
6665	-5.23	0.08	-5.15	-1.00	Pass
6825	-4.95	0.08	-4.87	-1.00	Pass
6985	-4.69	0.08	-4.61	-1.00	Pass

APPENDIX D UNDESIRABLE EMISSIONS - 30 MHZ TO 1 GHZ

Test Mode	IEEE 802.11ax (HE20)	Test Date	2023/9/6
Test Frequency	7115MHz	Polarization	Vertical
Temp	23°C	Hum.	55%

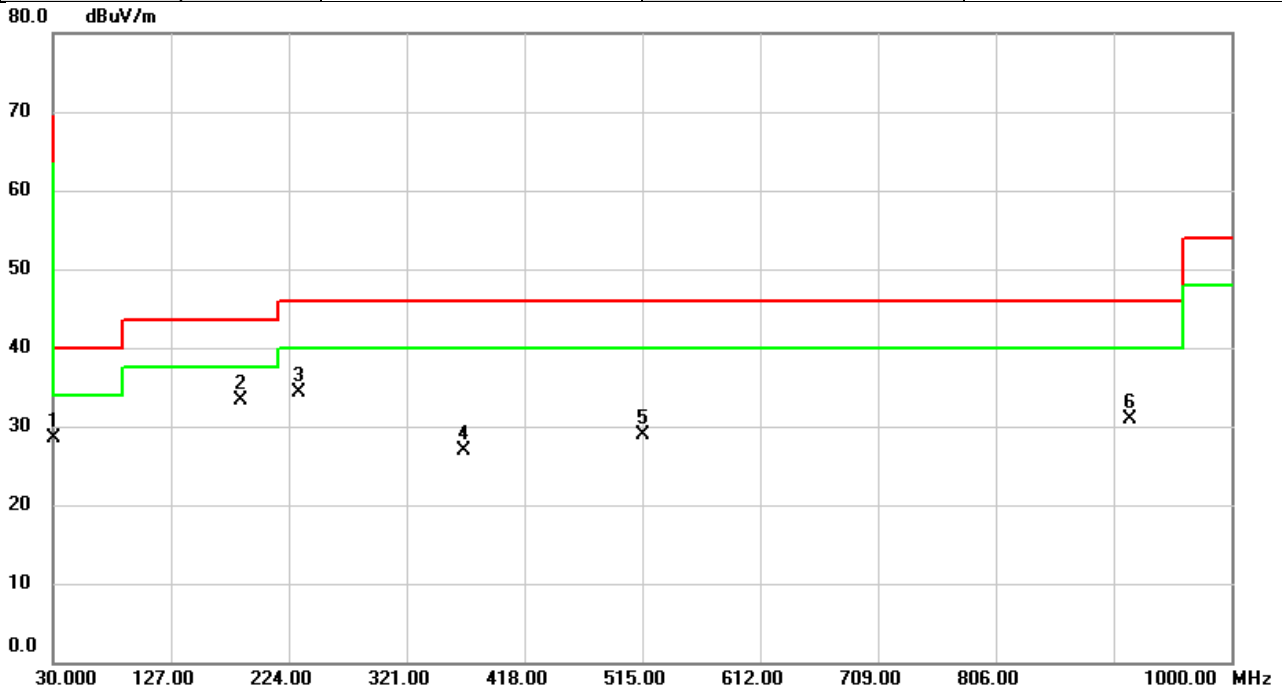


No.	Mk.	Freq. MHz	Reading Level dBuV	Correct Factor dB	Measure- ment dBuV/m	Limit dBuV/m	Over dB	Detector	Comment
1	*	30.0000	43.57	-13.32	30.25	40.00	-9.75	QP	
2		155.4533	37.51	-11.77	25.74	43.50	-17.76	peak	
3		232.5360	48.22	-14.22	34.00	46.00	-12.00	peak	
4		396.4660	33.83	-8.67	25.16	46.00	-20.84	peak	
5		632.3053	30.28	-3.37	26.91	46.00	-19.09	peak	
6		887.2213	30.83	0.42	31.25	46.00	-14.75	peak	

REMARKS:

- (1) Measurement Value = Reading Level + Correct Factor.
- (2) Margin Level = Measurement Value - Limit Value.

Test Mode	IEEE 802.11ax (HE20)	Test Date	2023/9/6
Test Frequency	7115MHz	Polarization	Horizontal
Temp	23°C	Hum.	55%



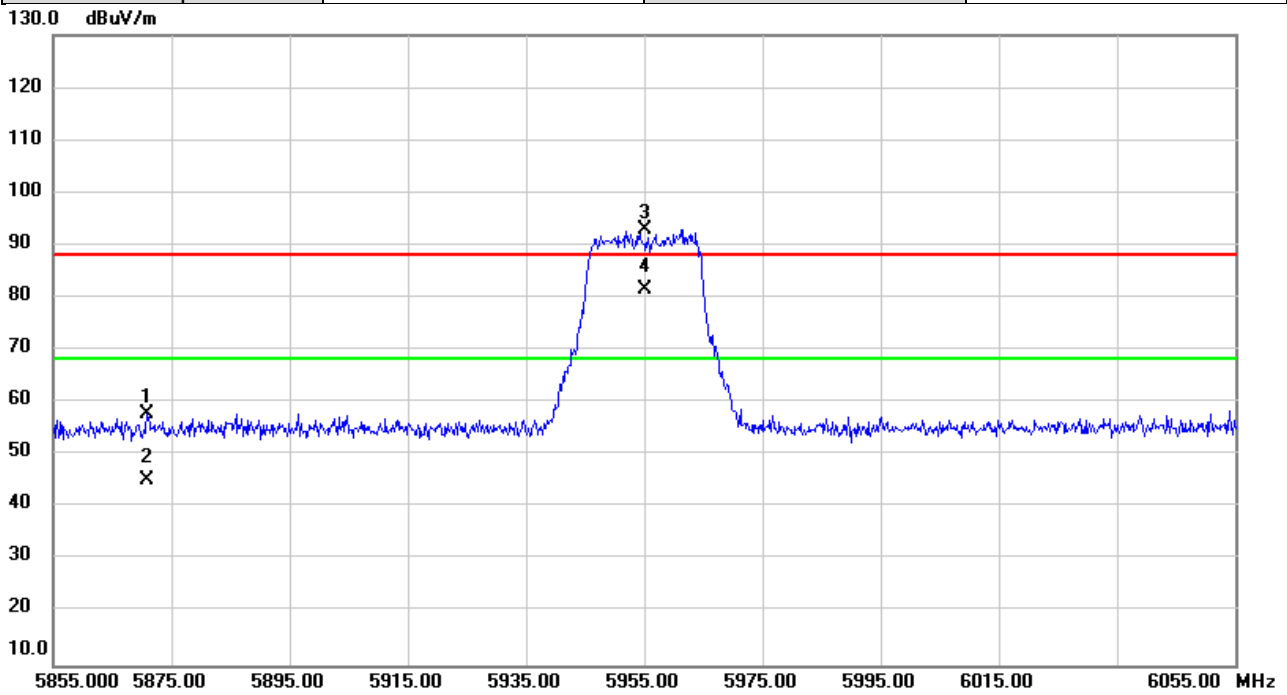
No.	Mk.	Freq. MHz	Reading Level dBuV	Correct Factor dB	Measure- ment dBuV/m	Limit dBuV/m	Over dB	Detector	Comment
1		30.0000	41.83	-13.32	28.51	40.00	-11.49	peak	
2	*	184.7471	47.07	-13.76	33.31	43.50	-10.19	peak	
3		232.7623	48.41	-14.19	34.22	46.00	-11.78	peak	
4		368.5622	36.51	-9.53	26.98	46.00	-19.02	peak	
5		515.9700	34.77	-5.93	28.84	46.00	-17.16	peak	
6		916.2566	30.15	0.84	30.99	46.00	-15.01	peak	

REMARKS:

- (1) Measurement Value = Reading Level + Correct Factor.
- (2) Margin Level = Measurement Value - Limit Value.

APPENDIX E UNDESIRABLE EMISSIONS - ABOVE 1 GHZ

Test Mode	IEEE 802.11ax (HE20)	Test Date	2023/9/1
Test Frequency	5955MHz	Polarization	Horizontal
Temp	21°C	Hum.	57%

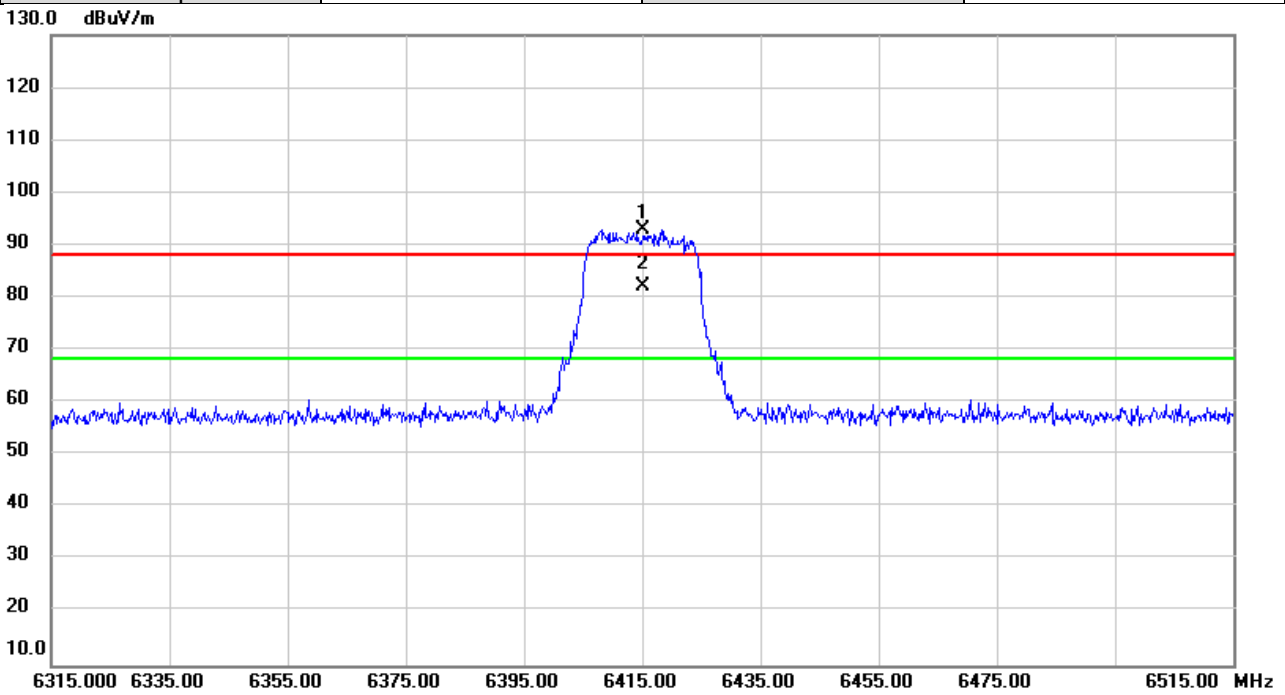


No.	Mk.	Freq.	Reading Level	Correct Factor	Measurement	Limit	Over	Detector	Comment
		MHz	dBuV	dB	dBuV/m	dBuV/m	dB		
1		5870.987	55.67	2.15	57.82	88.20	-30.38	peak	
2		5870.987	43.04	2.15	45.19	68.20	-23.01	AVG	
3	X	5955.000	90.63	2.35	92.98	88.20	4.78	peak	No Limit
4	*	5955.000	79.08	2.35	81.43	68.20	13.23	AVG	No Limit

REMARKS:

- (1) Measurement Value = Reading Level + Correct Factor.
- (2) Margin Level = Measurement Value - Limit Value.

Test Mode	IEEE 802.11ax (HE20)	Test Date	2023/9/1
Test Frequency	6415MHz	Polarization	Horizontal
Temp	21°C	Hum.	57%

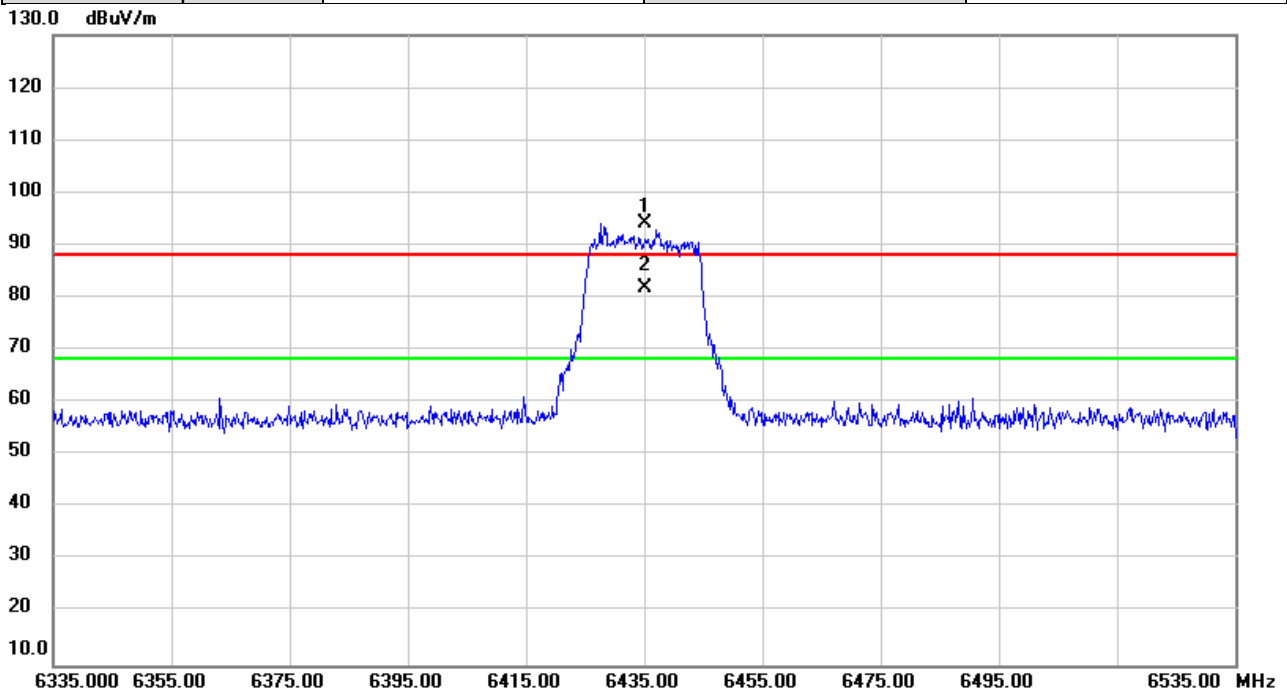


No.	Mk.	Freq.	Reading Level	Correct Factor	Measurement	Limit	Over	Detector	Comment
		MHz	dBuV	dB	dBuV/m	dBuV/m	dB		
1	X	6415.000	88.34	4.60	92.94	88.20	4.74	peak	No Limit
2	*	6415.000	77.44	4.60	82.04	68.20	13.84	AVG	No Limit

REMARKS:

- (1) Measurement Value = Reading Level + Correct Factor.
- (2) Margin Level = Measurement Value - Limit Value.

Test Mode	IEEE 802.11ax (HE20)	Test Date	2023/9/1
Test Frequency	6435MHz	Polarization	Horizontal
Temp	21°C	Hum.	57%

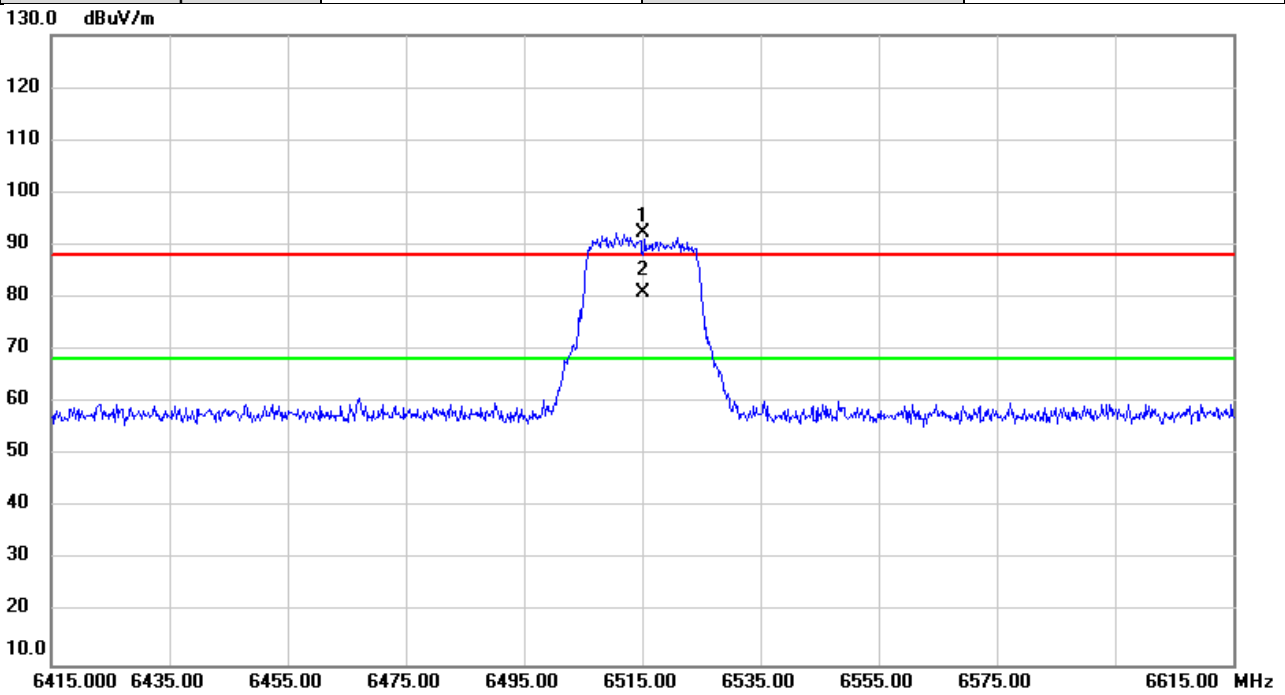


No.	Mk.	Freq.	Reading Level	Correct Factor	Measurement	Limit	Over	Detector	Comment
		MHz	dBuV	dB	dBuV/m	dBuV/m	dB		
1	X	6435.000	89.54	4.70	94.24	88.20	6.04	peak	No Limit
2	*	6435.000	77.08	4.70	81.78	68.20	13.58	AVG	No Limit

REMARKS:

- (1) Measurement Value = Reading Level + Correct Factor.
- (2) Margin Level = Measurement Value - Limit Value.

Test Mode	IEEE 802.11ax (HE20)	Test Date	2023/9/1
Test Frequency	6515MHz	Polarization	Horizontal
Temp	21°C	Hum.	57%

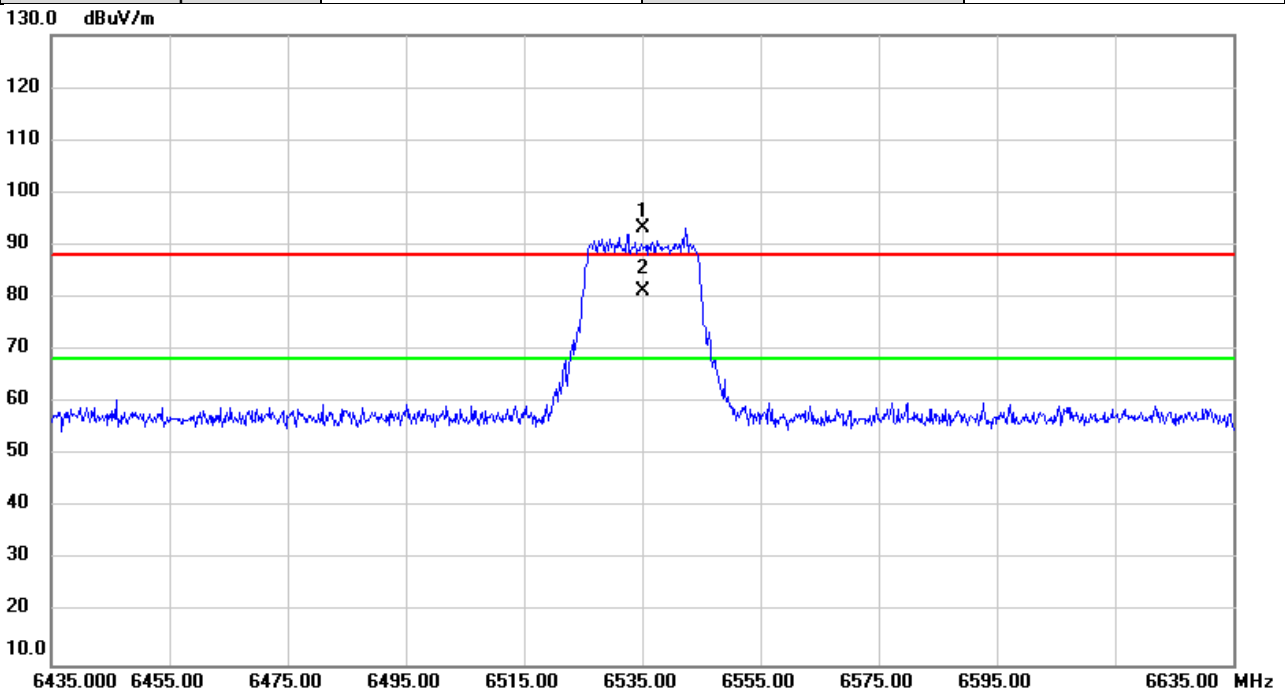


No.	Mk.	Freq.	Reading Level	Correct Factor	Measurement	Limit	Over	Detector	Comment
		MHz	dBuV	dB	dBuV/m	dBuV/m	dB		
1	X	6515.000	87.21	5.07	92.28	88.20	4.08	peak	No Limit
2	*	6515.000	76.00	5.07	81.07	68.20	12.87	AVG	No Limit

REMARKS:

- (1) Measurement Value = Reading Level + Correct Factor.
- (2) Margin Level = Measurement Value - Limit Value.

Test Mode	IEEE 802.11ax (HE20)	Test Date	2023/9/1
Test Frequency	6535MHz	Polarization	Horizontal
Temp	21°C	Hum.	57%

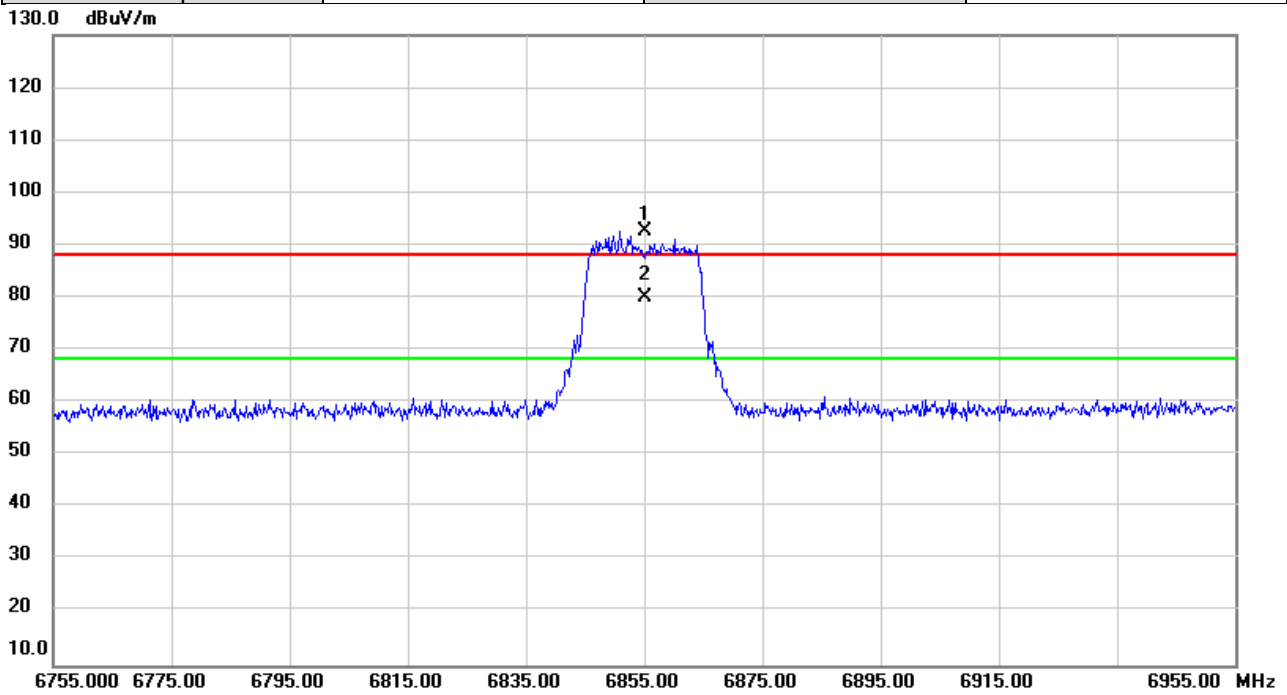


No.	Mk.	Freq.	Reading Level	Correct Factor	Measurement	Limit	Over	Detector	Comment
		MHz	dBuV	dB	dBuV/m	dBuV/m	dB		
1	X	6535.000	88.19	5.10	93.29	88.20	5.09	peak	No Limit
2	*	6535.000	76.13	5.10	81.23	68.20	13.03	AVG	No Limit

REMARKS:

- (1) Measurement Value = Reading Level + Correct Factor.
- (2) Margin Level = Measurement Value - Limit Value.

Test Mode	IEEE 802.11ax (HE20)	Test Date	2023/9/1
Test Frequency	6855MHz	Polarization	Horizontal
Temp	21°C	Hum.	57%

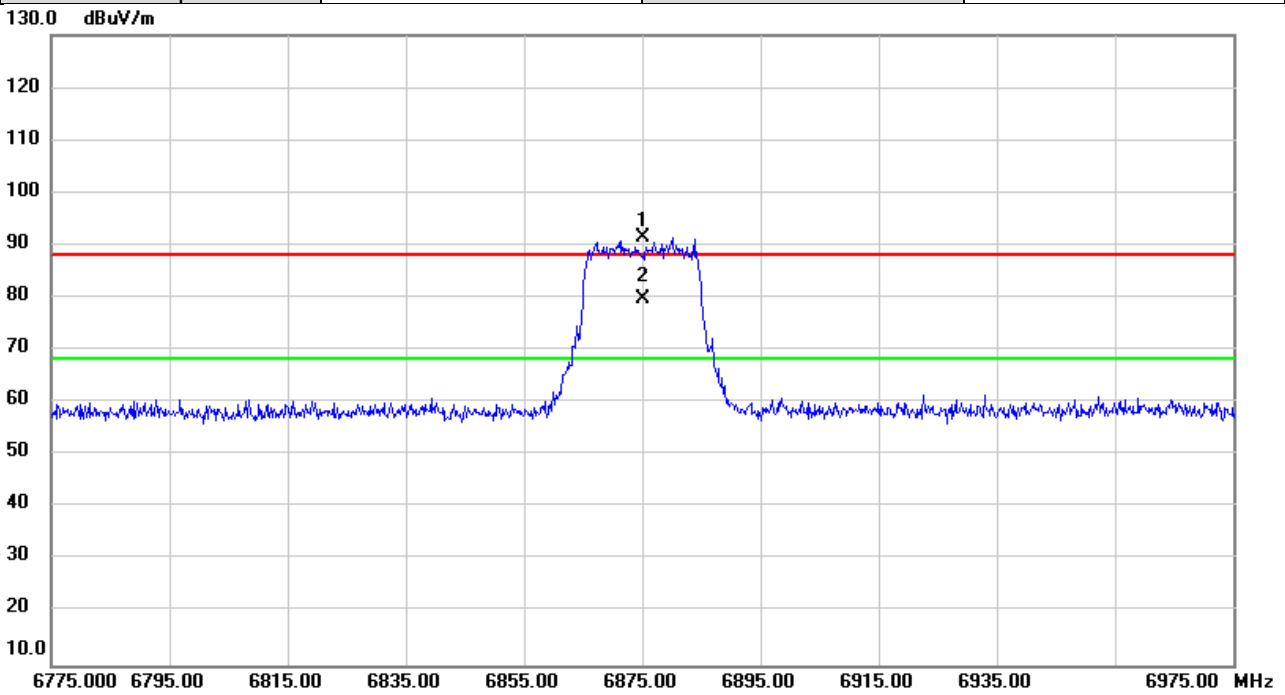


No.	Mk.	Freq.	Reading Level	Correct Factor	Measurement	Limit	Over	Detector	Comment
		MHz	dBuV	dB	dBuV/m	dBuV/m	dB		
1	X	6855.000	86.91	5.68	92.59	88.20	4.39	peak	No Limit
2	*	6855.000	74.40	5.68	80.08	68.20	11.88	AVG	No Limit

REMARKS:

- (1) Measurement Value = Reading Level + Correct Factor.
- (2) Margin Level = Measurement Value - Limit Value.

Test Mode	IEEE 802.11ax (HE20)	Test Date	2023/9/1
Test Frequency	6875MHz	Polarization	Horizontal
Temp	21°C	Hum.	57%

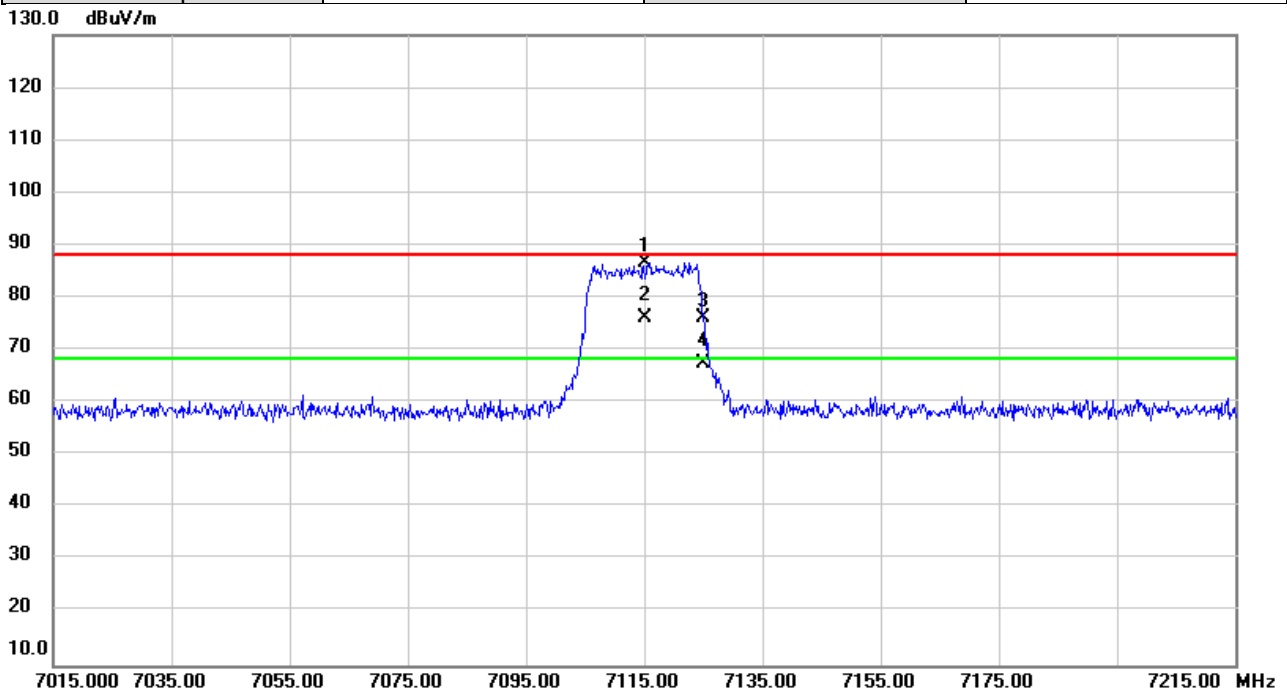


No.	Mk.	Freq.	Reading Level	Correct Factor	Measurement	Limit	Over	Detector	Comment
		MHz	dBuV	dB	dBuV/m	dBuV/m	dB		
1	X	6875.000	85.62	5.72	91.34	88.20	3.14	peak	No Limit
2	*	6875.000	74.15	5.72	79.87	68.20	11.67	AVG	No Limit

REMARKS:

- (1) Measurement Value = Reading Level + Correct Factor.
- (2) Margin Level = Measurement Value - Limit Value.

Test Mode	IEEE 802.11ax (HE20)	Test Date	2023/9/13
Test Frequency	7115MHz	Polarization	Horizontal
Temp	24°C	Hum.	55%

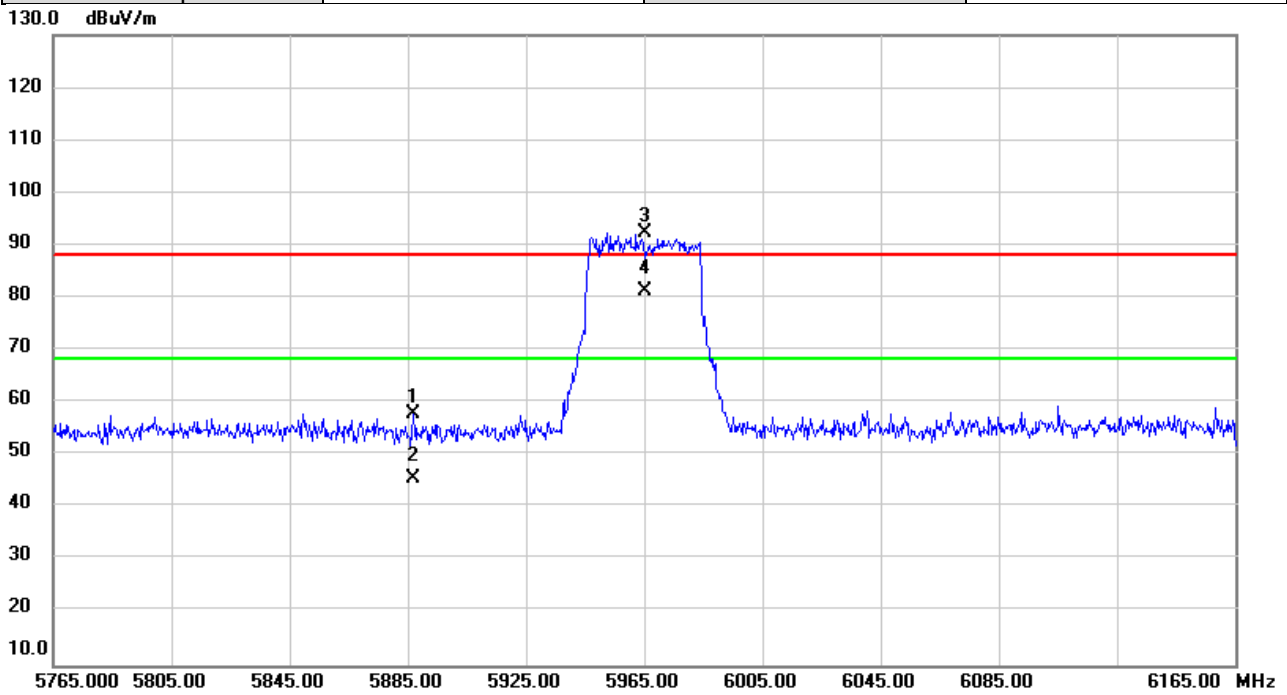


No.	Mk.	Freq.	Reading Level	Correct Factor	Measurement	Limit	Over	Detector	Comment
		MHz	dBuV	dB	dBuV/m	dBuV/m	dB		
1		7115.000	80.82	5.93	86.75	88.20	-1.45	peak	No Limit
2	*	7115.000	70.17	5.93	76.10	68.20	7.90	AVG	No Limit
3		7125.000	70.30	5.93	76.23	88.20	-11.97	peak	
4		7125.000	61.61	5.93	67.54	68.20	-0.66	AVG	

REMARKS:

- (1) Measurement Value = Reading Level + Correct Factor.
- (2) Margin Level = Measurement Value - Limit Value.

Test Mode	IEEE 802.11ax (HE40)	Test Date	2023/9/1
Test Frequency	5965MHz	Polarization	Horizontal
Temp	21°C	Hum.	57%

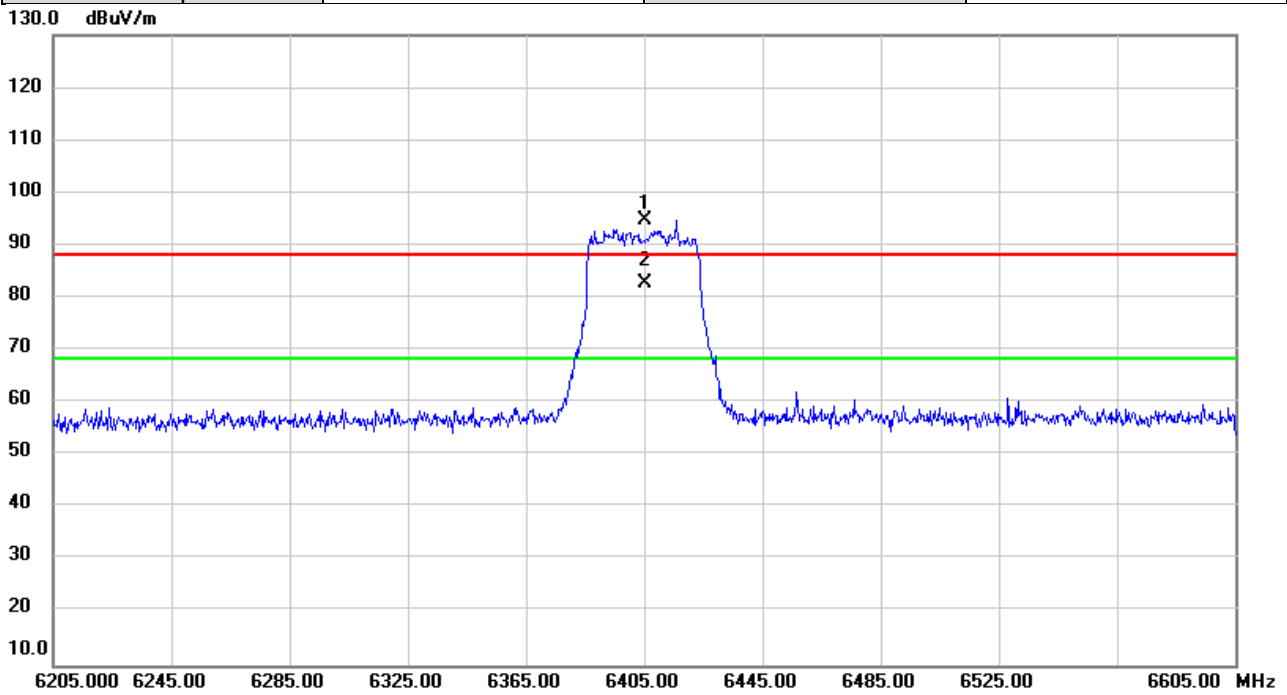


No.	Mk.	Freq. MHz	Reading Level dBuV	Correct Factor dB	Measure- ment dBuV/m	Limit dBuV/m	Over dB	Detector	Comment
1		5886.813	55.74	2.19	57.93	88.20	-30.27	peak	
2		5886.813	43.23	2.19	45.42	68.20	-22.78	AVG	
3	X	5965.000	89.98	2.38	92.36	88.20	4.16	peak	No Limit
4	*	5965.000	78.87	2.38	81.25	68.20	13.05	AVG	No Limit

REMARKS:

- (1) Measurement Value = Reading Level + Correct Factor.
- (2) Margin Level = Measurement Value - Limit Value.

Test Mode	IEEE 802.11ax (HE40)	Test Date	2023/9/1
Test Frequency	6405MHz	Polarization	Horizontal
Temp	21°C	Hum.	57%

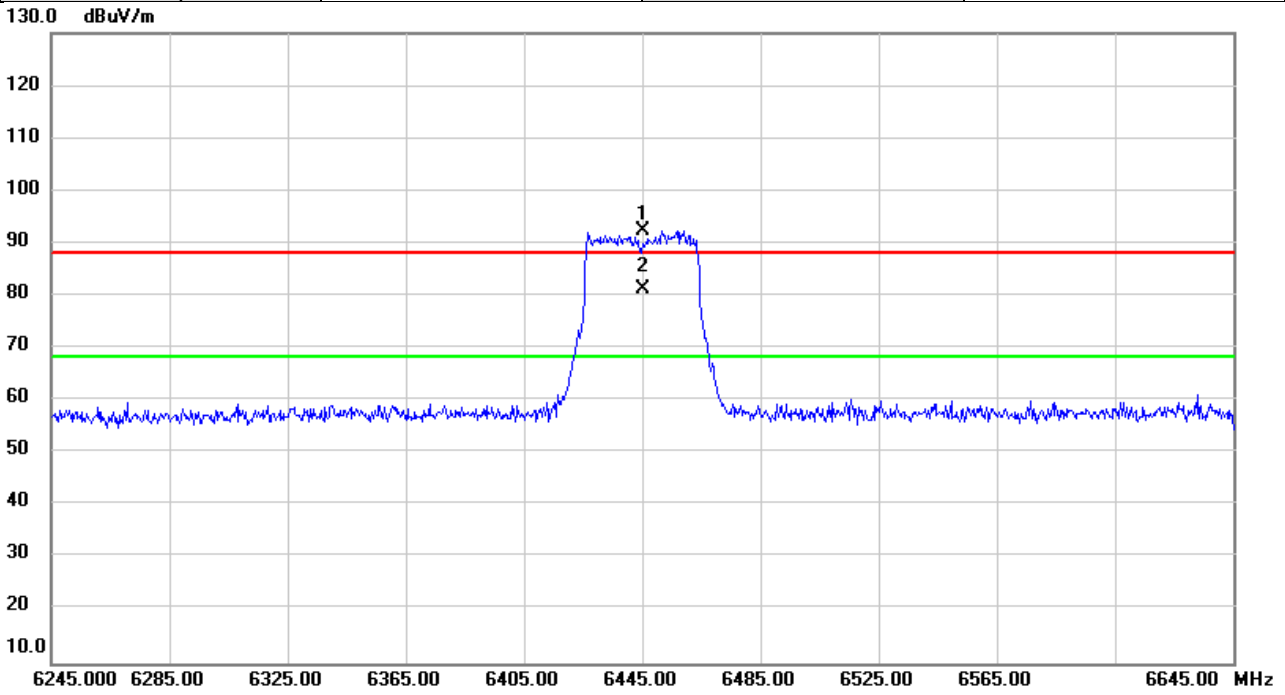


No.	Mk.	Freq.	Reading Level	Correct Factor	Measurement	Limit	Over	Detector	Comment
		MHz	dBuV	dB	dBuV/m	dBuV/m	dB		
1	X	6405.000	90.23	4.55	94.78	88.20	6.58	peak	No Limit
2	*	6405.000	78.23	4.55	82.78	68.20	14.58	AVG	No Limit

REMARKS:

- (1) Measurement Value = Reading Level + Correct Factor.
- (2) Margin Level = Measurement Value - Limit Value.

Test Mode	IEEE 802.11ax (HE40)	Test Date	2023/9/1
Test Frequency	6445MHz	Polarization	Horizontal
Temp	21°C	Hum.	57%

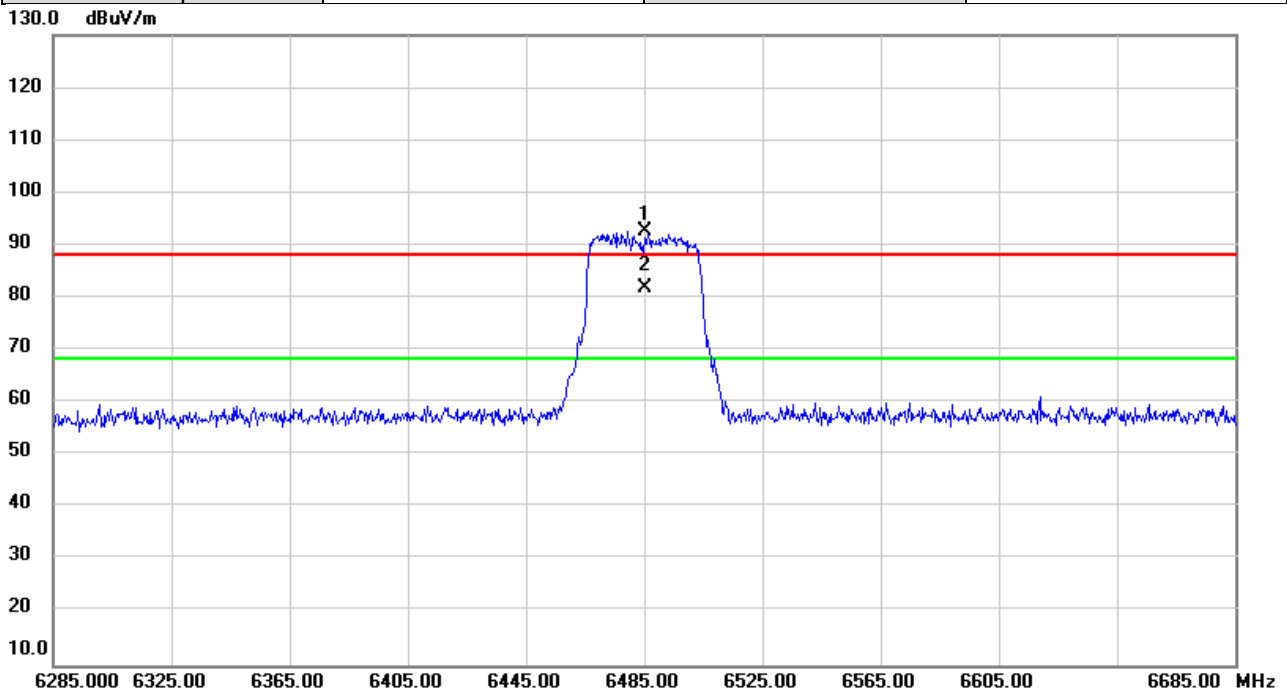


No.	Mk.	Freq.	Reading Level	Correct Factor	Measurement	Limit	Over	Detector	Comment
		MHz	dBuV	dB	dBuV/m	dBuV/m	dB		
1	X	6445.000	87.62	4.76	92.38	88.20	4.18	peak	
2	*	6445.000	76.63	4.76	81.39	68.20	13.19	AVG	

REMARKS:

- (1) Measurement Value = Reading Level + Correct Factor.
- (2) Margin Level = Measurement Value - Limit Value.

Test Mode	IEEE 802.11ax (HE40)	Test Date	2023/9/1
Test Frequency	6485MHz	Polarization	Horizontal
Temp	21°C	Hum.	57%

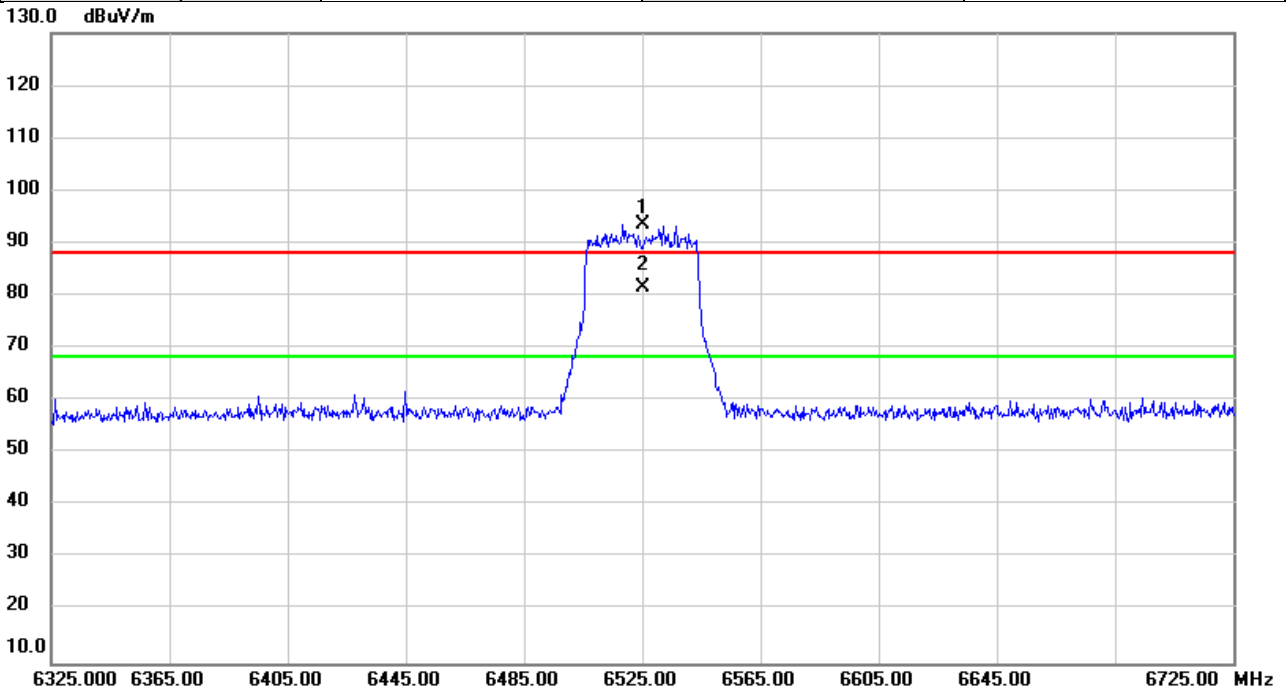


No.	Mk.	Freq.	Reading Level	Correct Factor	Measurement	Limit	Over	Detector	Comment
		MHz	dBuV	dB	dBuV/m	dBuV/m	dB		
1	X	6485.000	87.60	4.96	92.56	88.20	4.36	peak	
2	*	6485.000	76.98	4.96	81.94	68.20	13.74	AVG	

REMARKS:

- (1) Measurement Value = Reading Level + Correct Factor.
- (2) Margin Level = Measurement Value - Limit Value.

Test Mode	IEEE 802.11ax (HE40)	Test Date	2023/9/1
Test Frequency	6525MHz	Polarization	Horizontal
Temp	21°C	Hum.	57%

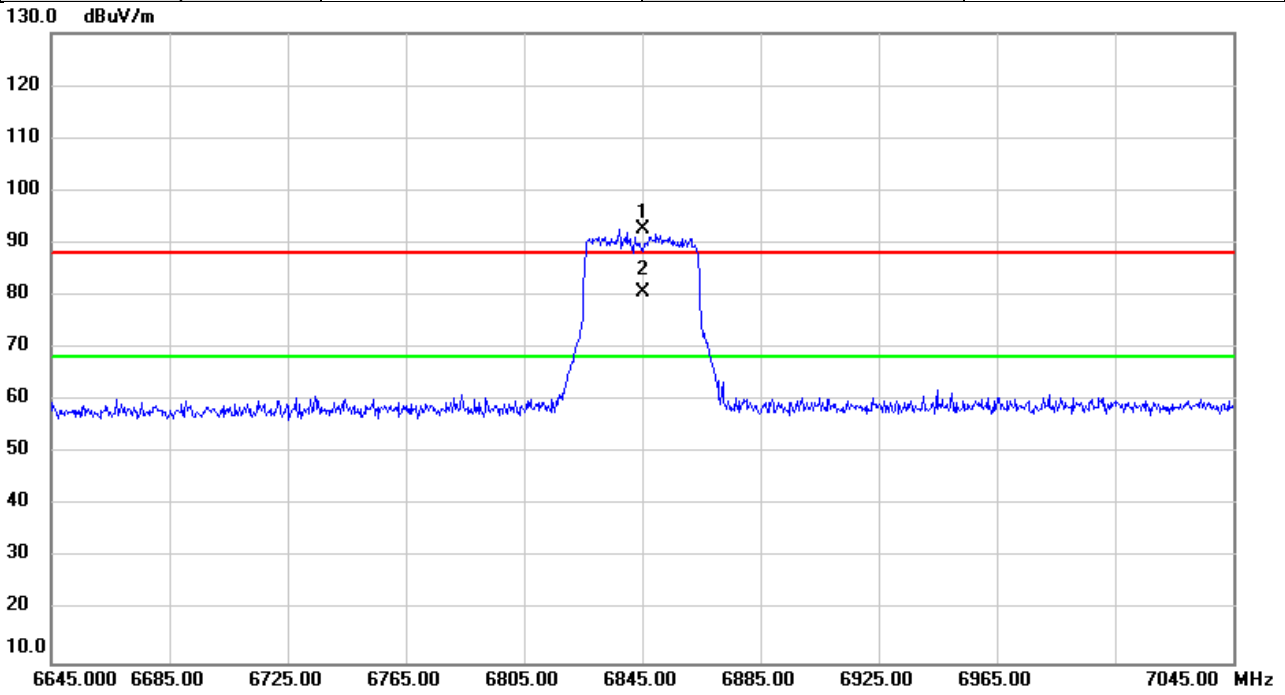


No.	Mk.	Freq.	Reading Level	Correct Factor	Measurement	Limit	Over	Detector	Comment
		MHz	dBuV	dB	dBuV/m	dBuV/m	dB		
1	X	6525.000	88.46	5.09	93.55	88.20	5.35	peak	
2	*	6525.000	76.50	5.09	81.59	68.20	13.39	AVG	

REMARKS:

- (1) Measurement Value = Reading Level + Correct Factor.
- (2) Margin Level = Measurement Value - Limit Value.

Test Mode	IEEE 802.11ax (HE40)	Test Date	2023/9/1
Test Frequency	6845MHz	Polarization	Horizontal
Temp	21°C	Hum.	57%

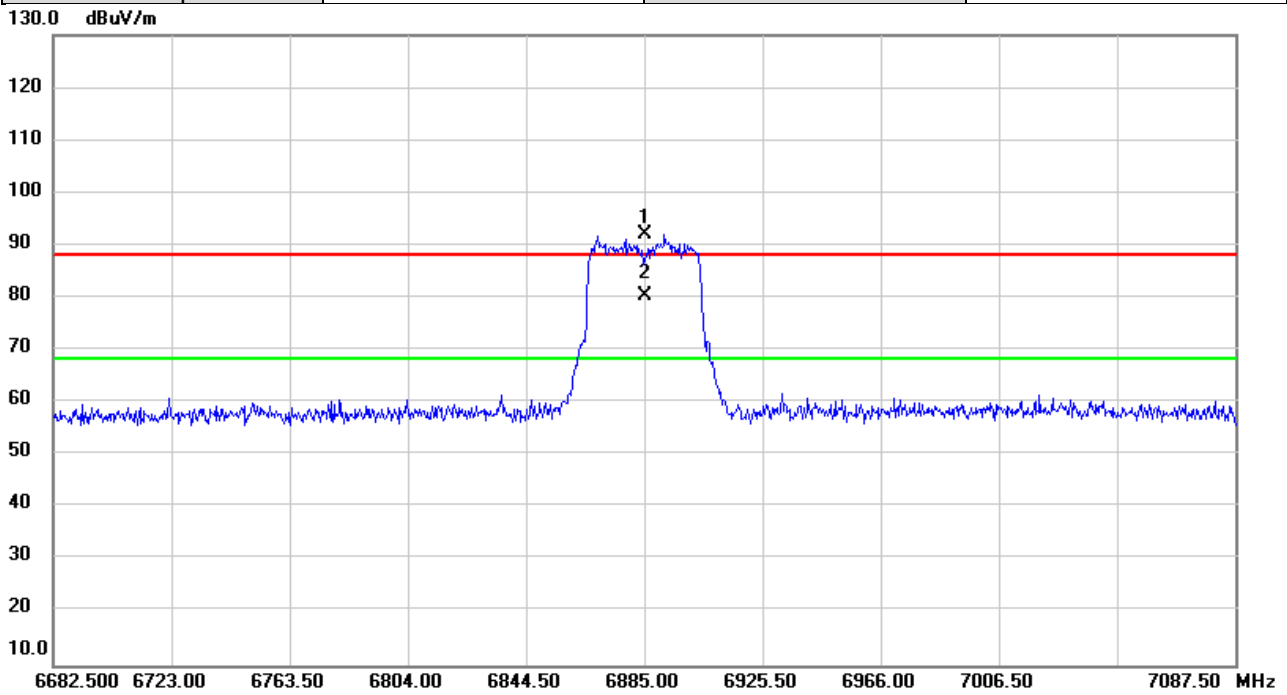


No.	Mk.	Freq.	Reading Level	Correct Factor	Measurement	Limit	Over	Detector	Comment
		MHz	dBuV	dB	dBuV/m	dBuV/m	dB		
1	X	6845.000	87.03	5.67	92.70	88.20	4.50	peak	No Limit
2	*	6845.000	75.12	5.67	80.79	68.20	12.59	AVG	No Limit

REMARKS:

- (1) Measurement Value = Reading Level + Correct Factor.
- (2) Margin Level = Measurement Value - Limit Value.

Test Mode	IEEE 802.11ax (HE40)	Test Date	2023/9/1
Test Frequency	6885MHz	Polarization	Horizontal
Temp	21°C	Hum.	57%

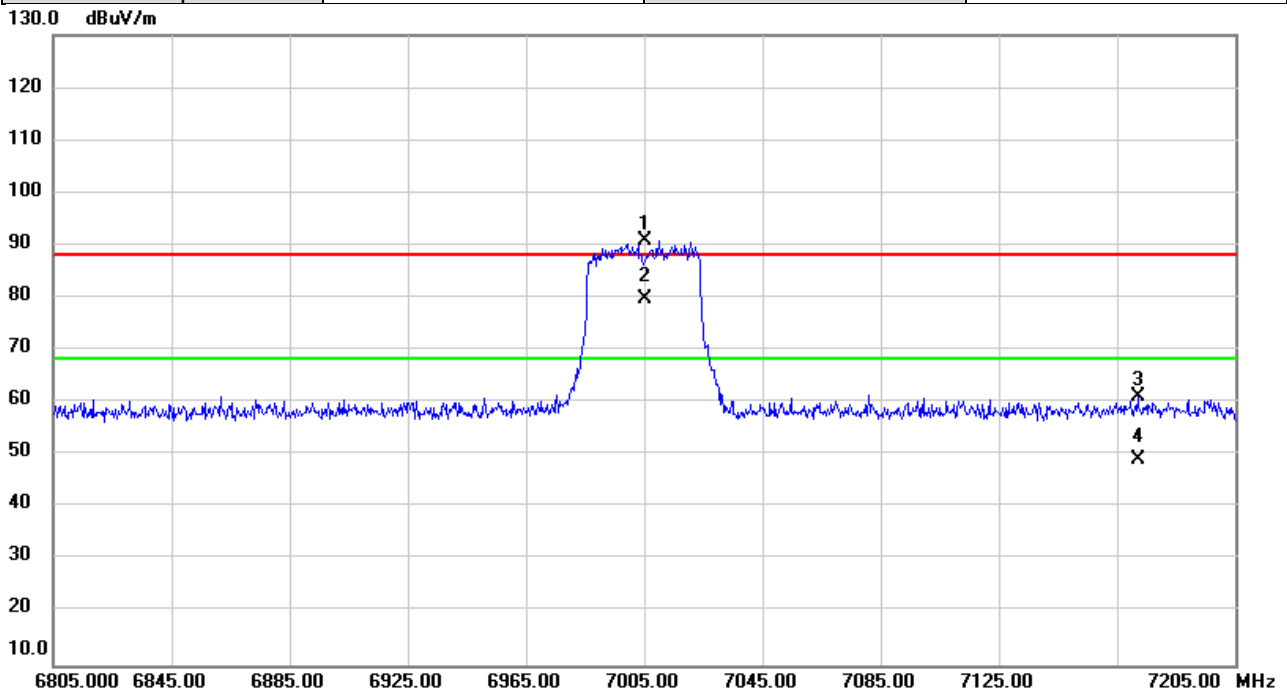


No.	Mk.	Freq.	Reading Level	Correct Factor	Measurement	Limit	Over	Detector	Comment
		MHz	dBuV	dB	dBuV/m	dBuV/m	dB		
1	X	6885.000	86.25	5.73	91.98	88.20	3.78	peak	No Limit
2	*	6885.000	74.67	5.73	80.40	68.20	12.20	AVG	No Limit

REMARKS:

- (1) Measurement Value = Reading Level + Correct Factor.
- (2) Margin Level = Measurement Value - Limit Value.

Test Mode	IEEE 802.11ax (HE40)	Test Date	2023/9/1
Test Frequency	7005MHz	Polarization	Horizontal
Temp	21°C	Hum.	57%

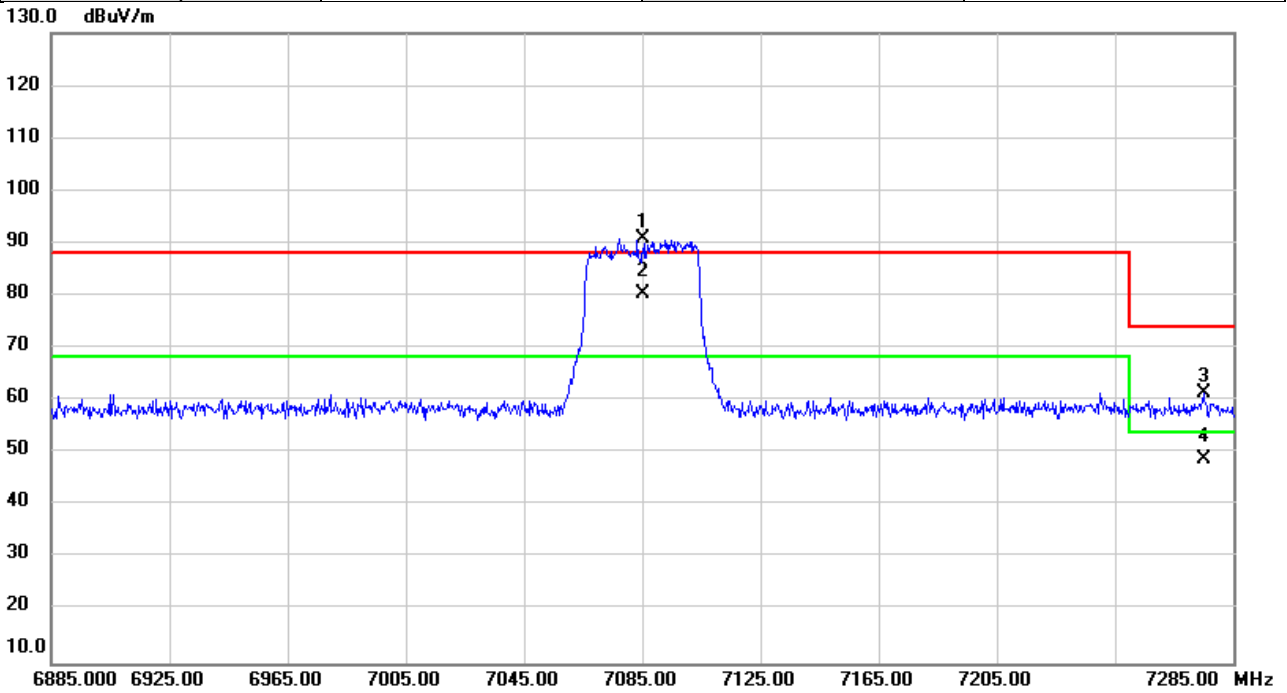


No.	Mk.	Freq.	Reading Level	Correct Factor	Measurement	Limit	Over	Detector	Comment
		MHz	dBuV	dB	dBuV/m	dBuV/m	dB		
1	X	7005.000	84.89	5.94	90.83	88.20	2.63	peak	No Limit
2	*	7005.000	73.73	5.94	79.67	68.20	11.47	AVG	No Limit
3		7171.960	55.31	5.93	61.24	88.20	-26.96	peak	
4		7171.960	43.25	5.93	49.18	68.20	-19.02	AVG	

REMARKS:

- (1) Measurement Value = Reading Level + Correct Factor.
- (2) Margin Level = Measurement Value - Limit Value.

Test Mode	IEEE 802.11ax (HE40)	Test Date	2023/9/1
Test Frequency	7085MHz	Polarization	Horizontal
Temp	21°C	Hum.	57%

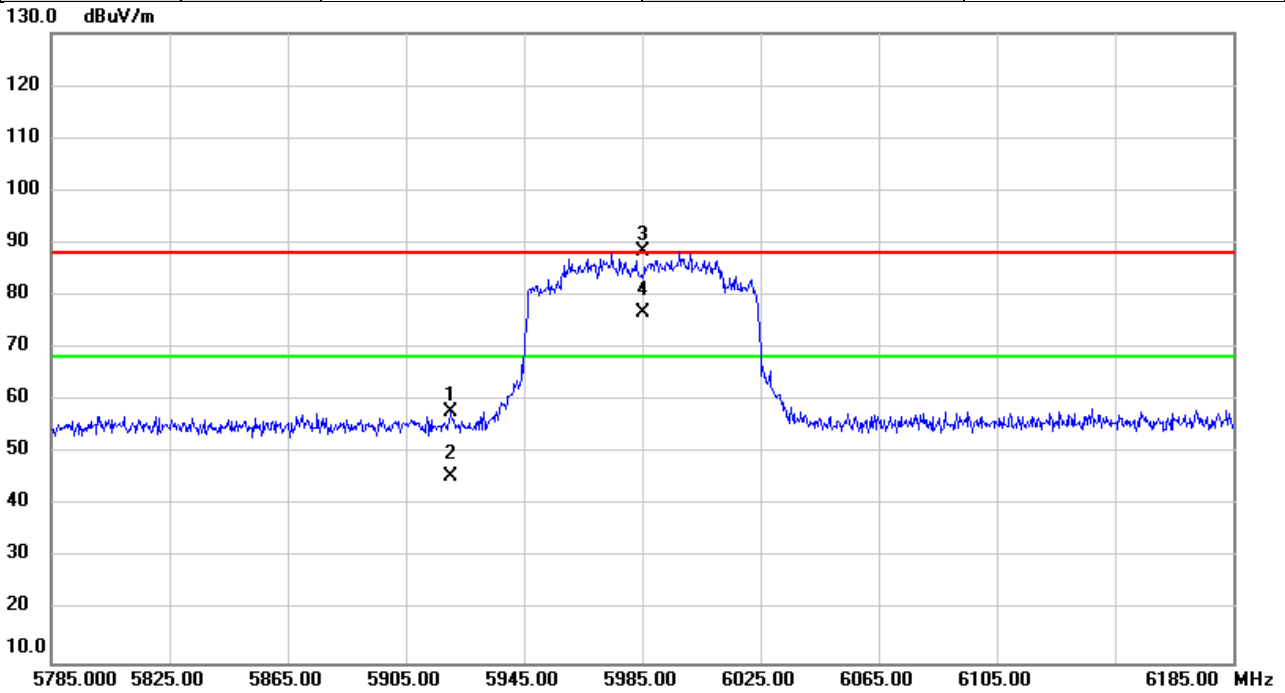


No.	Mk.	Freq.	Reading Level	Correct Factor	Measurement	Limit	Over	Detector	Comment
		MHz	dBuV	dB	dBuV/m	dBuV/m	dB		
1	X	7085.000	84.86	5.94	90.80	88.20	2.60	peak	No Limit
2	*	7085.000	74.35	5.94	80.29	68.20	12.09	AVG	No Limit
3		7274.920	55.46	5.91	61.37	74.00	-12.63	peak	
4		7274.920	43.02	5.91	48.93	54.00	-5.07	AVG	

REMARKS:

- (1) Measurement Value = Reading Level + Correct Factor.
- (2) Margin Level = Measurement Value - Limit Value.

Test Mode	IEEE 802.11ax (HE80)	Test Date	2023/9/4
Test Frequency	5985MHz	Polarization	Horizontal
Temp	21°C	Hum.	58%

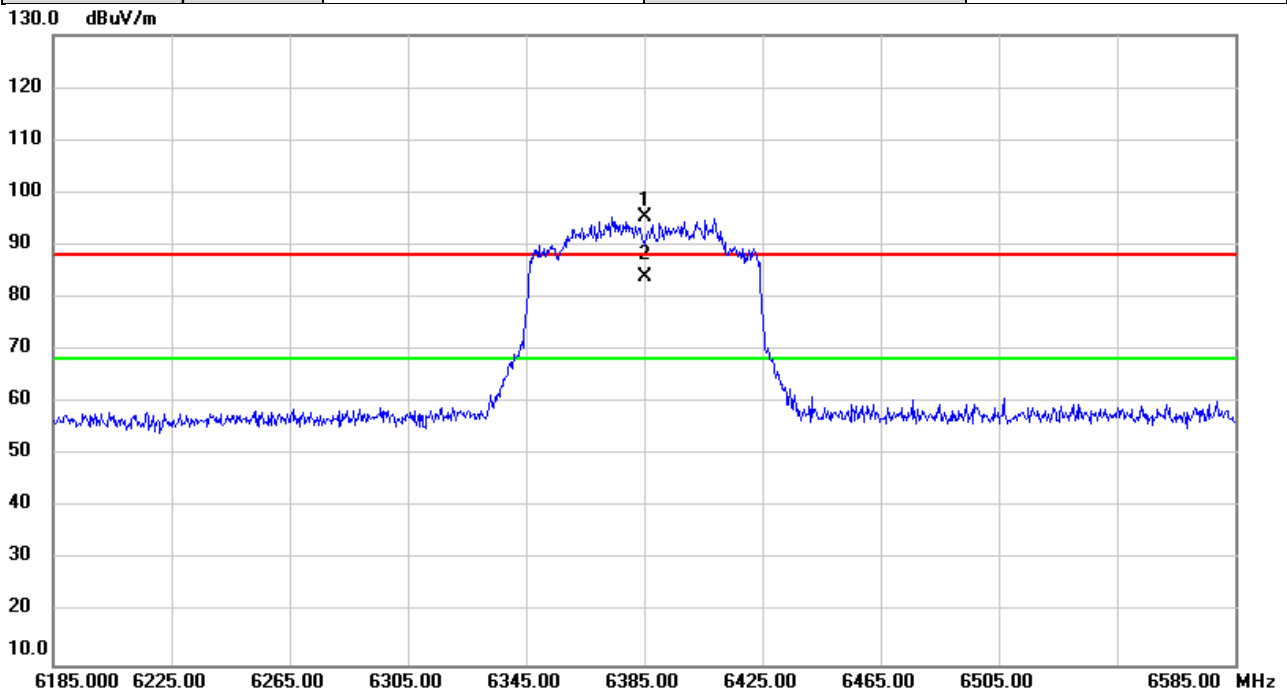


No.	Mk.	Freq.	Reading Level	Correct Factor	Measurement	Limit	Over	Detector	Comment
		MHz	dBuV	dB	dBuV/m	dBuV/m	dB		
1		5920.173	55.68	2.27	57.95	88.20	-30.25	peak	
2		5920.173	43.26	2.27	45.53	68.20	-22.67	AVG	
3	X	5985.000	85.89	2.42	88.31	88.20	0.11	peak	No Limit
4	*	5985.000	74.22	2.42	76.64	68.20	8.44	AVG	No Limit

REMARKS:

- (1) Measurement Value = Reading Level + Correct Factor.
- (2) Margin Level = Measurement Value - Limit Value.

Test Mode	IEEE 802.11ax (HE80)	Test Date	2023/9/4
Test Frequency	6385MHz	Polarization	Horizontal
Temp	21°C	Hum.	58%

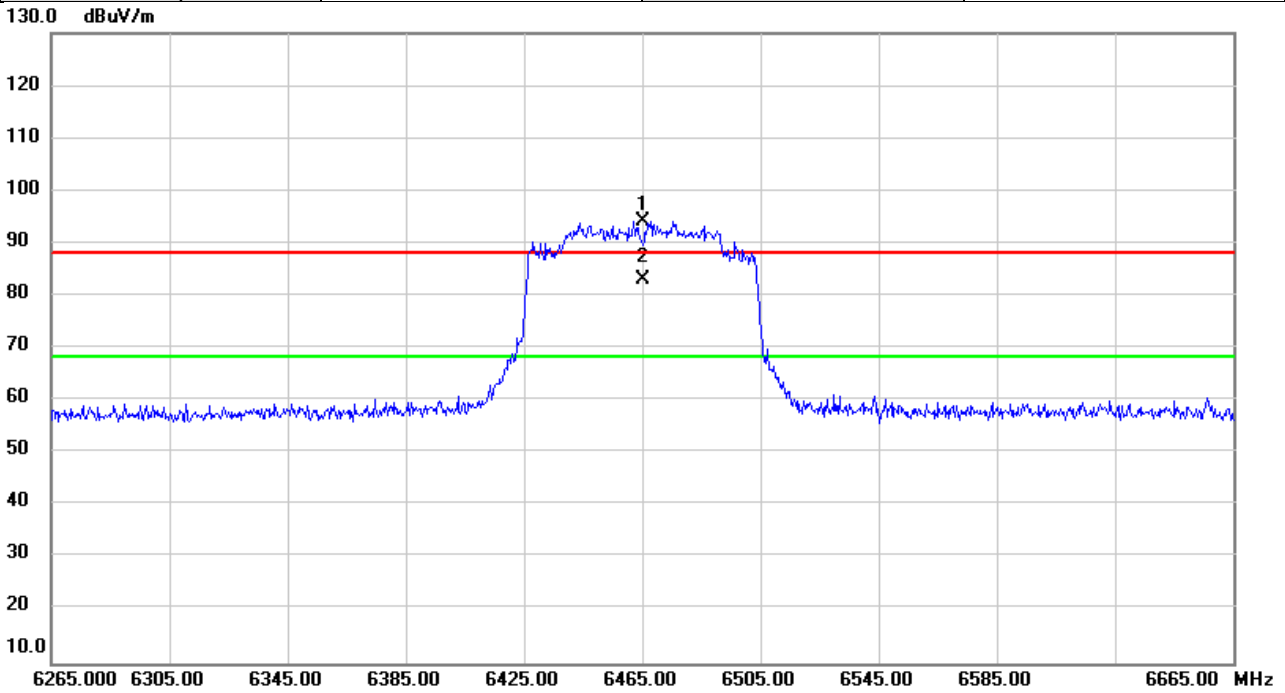


No.	Mk.	Freq.	Reading Level	Correct Factor	Measurement	Limit	Over	Detector	Comment
		MHz	dBuV	dB	dBuV/m	dBuV/m	dB		
1	X	6385.000	90.94	4.45	95.39	88.20	7.19	peak	No Limit
2	*	6385.000	79.37	4.45	83.82	68.20	15.62	AVG	No Limit

REMARKS:

- (1) Measurement Value = Reading Level + Correct Factor.
- (2) Margin Level = Measurement Value - Limit Value.

Test Mode	IEEE 802.11ax (HE80)	Test Date	2023/9/4
Test Frequency	6465MHz	Polarization	Horizontal
Temp	21°C	Hum.	58%

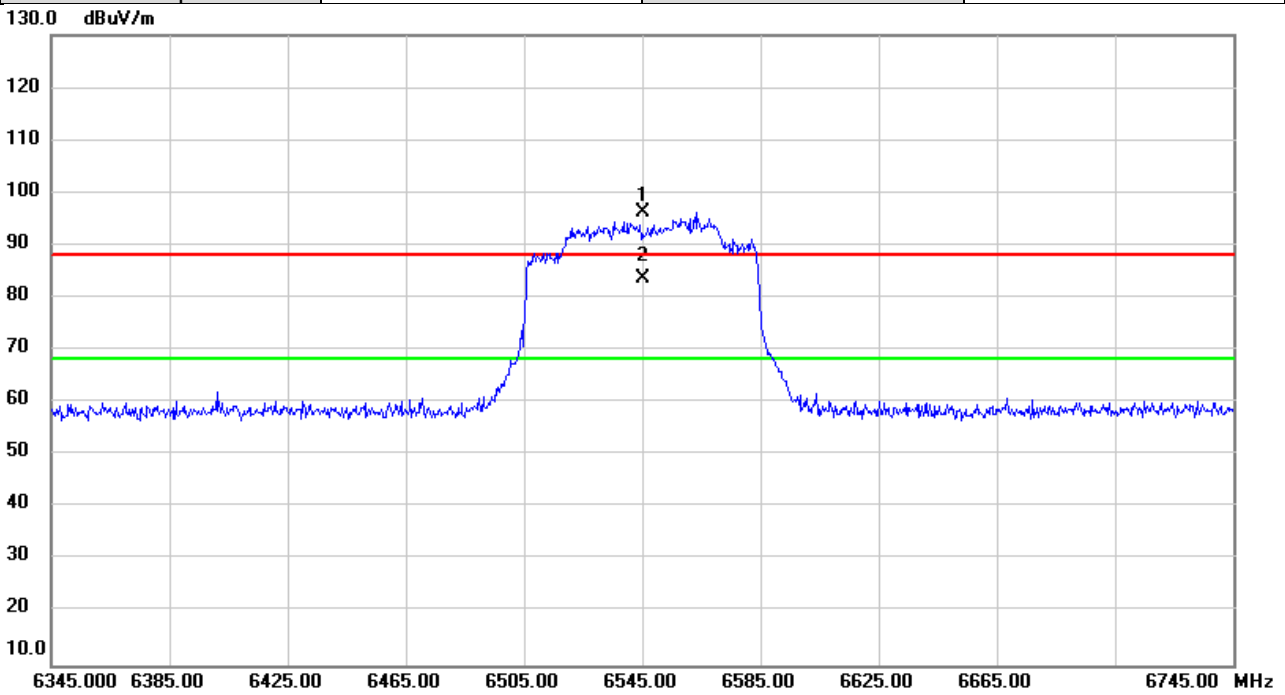


No.	Mk.	Freq.	Reading Level	Correct Factor	Measurement	Limit	Over	Detector	Comment
		MHz	dBuV	dB	dBuV/m	dBuV/m	dB		
1	X	6465.000	89.25	4.86	94.11	88.20	5.91	peak	No Limit
2	*	6465.000	78.22	4.86	83.08	68.20	14.88	AVG	No Limit

REMARKS:

- (1) Measurement Value = Reading Level + Correct Factor.
- (2) Margin Level = Measurement Value - Limit Value.

Test Mode	IEEE 802.11ax (HE80)	Test Date	2023/9/4
Test Frequency	6545MHz	Polarization	Horizontal
Temp	21°C	Hum.	58%

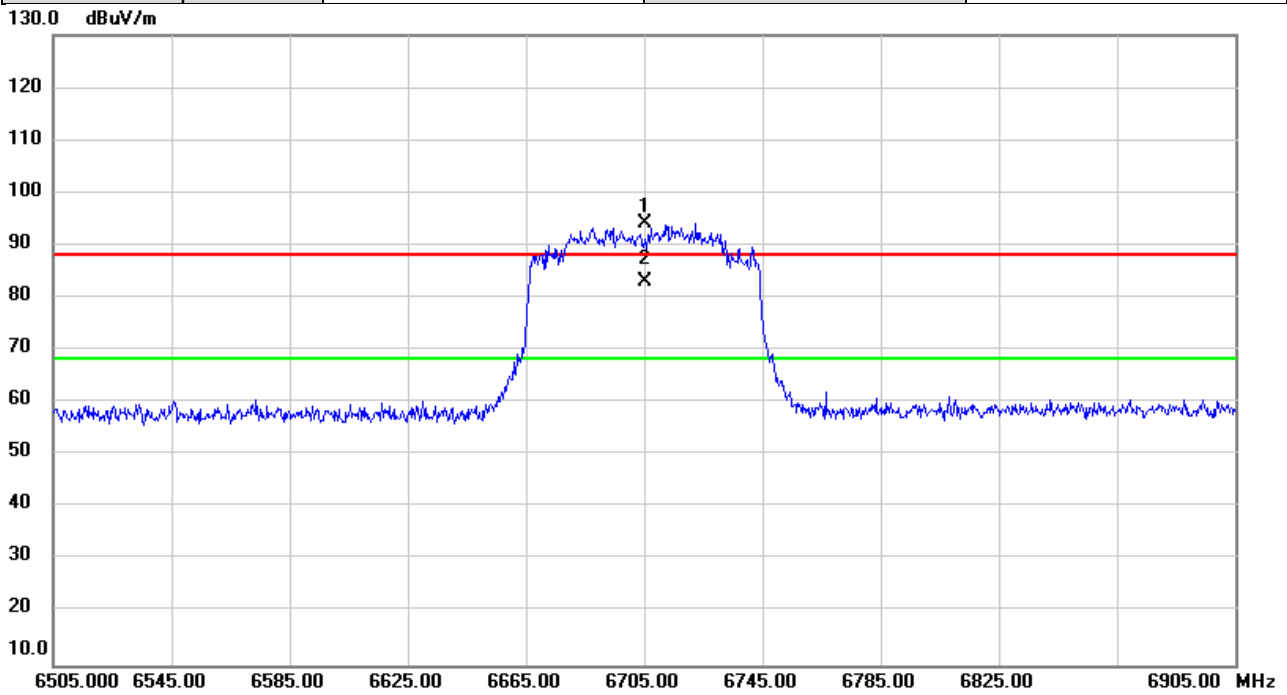


No.	Mk.	Freq.	Reading Level	Correct Factor	Measurement	Limit	Over	Detector	Comment
		MHz	dBuV	dB	dBuV/m	dBuV/m	dB		
1	X	6545.000	91.12	5.12	96.24	88.20	8.04	peak	No Limit
2	*	6545.000	78.67	5.12	83.79	68.20	15.59	AVG	No Limit

REMARKS:

- (1) Measurement Value = Reading Level + Correct Factor.
- (2) Margin Level = Measurement Value - Limit Value.

Test Mode	IEEE 802.11ax (HE80)	Test Date	2023/9/4
Test Frequency	6705MHz	Polarization	Horizontal
Temp	21°C	Hum.	58%

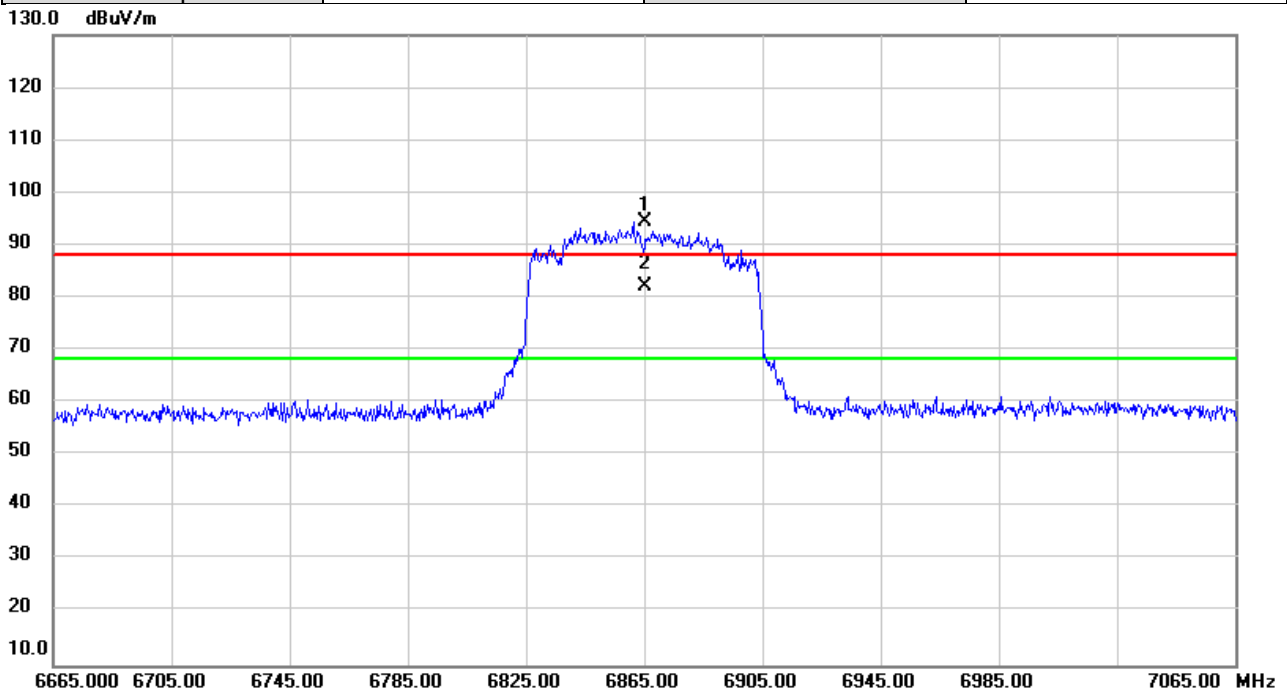


No.	Mk.	Freq.	Reading Level	Correct Factor	Measurement	Limit	Over	Detector	Comment
		MHz	dBuV	dB	dBuV/m	dBuV/m	dB		
1	X	6705.000	88.60	5.41	94.01	88.20	5.81	peak	No Limit
2	*	6705.000	77.56	5.41	82.97	68.20	14.77	AVG	No Limit

REMARKS:

- (1) Measurement Value = Reading Level + Correct Factor.
- (2) Margin Level = Measurement Value - Limit Value.

Test Mode	IEEE 802.11ax (HE80)	Test Date	2023/9/4
Test Frequency	6865MHz	Polarization	Horizontal
Temp	21°C	Hum.	58%

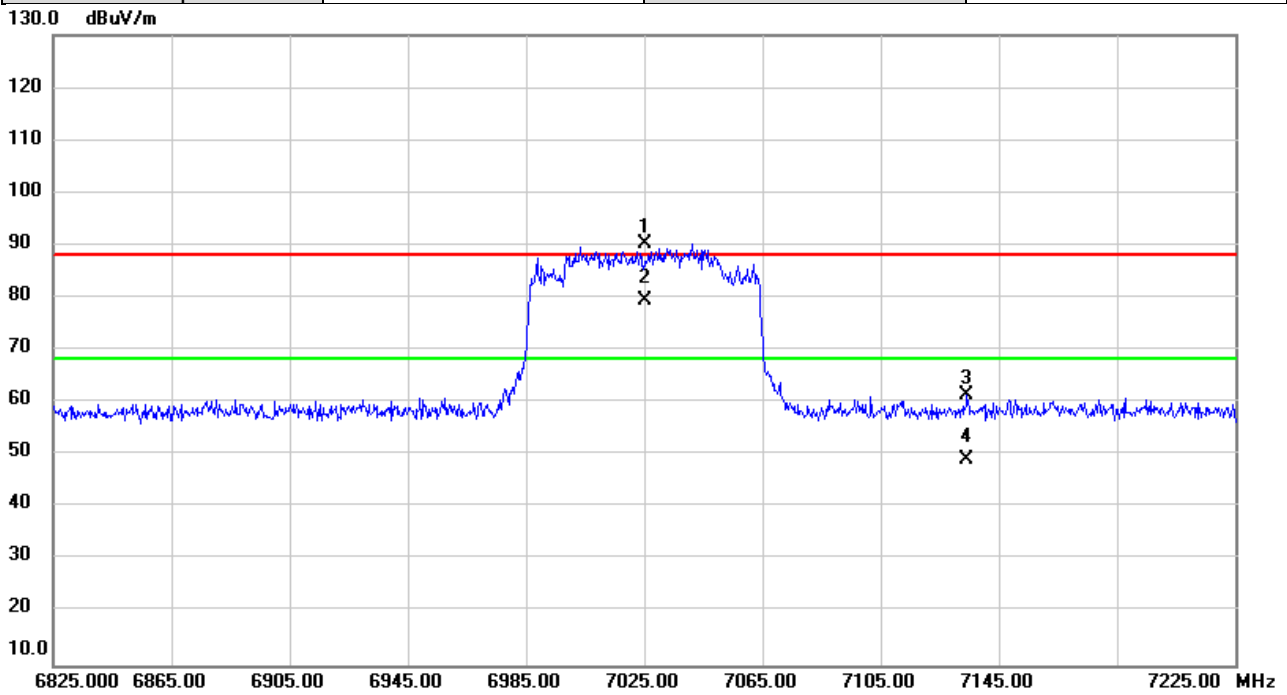


No.	Mk.	Freq.	Reading Level	Correct Factor	Measurement	Limit	Over	Detector	Comment
		MHz	dBuV	dB	dBuV/m	dBuV/m	dB		
1	X	6865.000	88.70	5.71	94.41	88.20	6.21	peak	No Limit
2	*	6865.000	76.45	5.71	82.16	68.20	13.96	AVG	No Limit

REMARKS:

- (1) Measurement Value = Reading Level + Correct Factor.
- (2) Margin Level = Measurement Value - Limit Value.

Test Mode	IEEE 802.11ax (HE80)	Test Date	2023/9/4
Test Frequency	7025MHz	Polarization	Horizontal
Temp	21°C	Hum.	58%

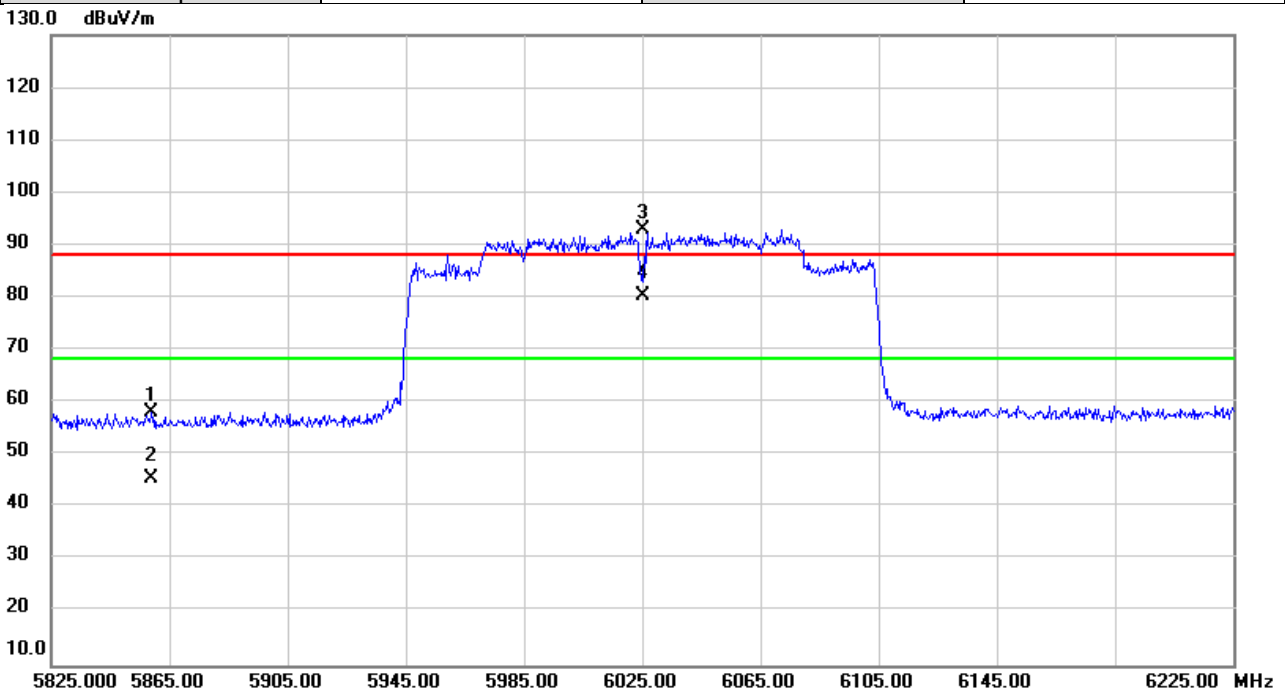


No.	Mk.	Freq.	Reading Level	Correct Factor	Measurement	Limit	Over	Detector	Comment
		MHz	dBuV	dB	dBuV/m	dBuV/m	dB		
1	X	7025.000	84.31	5.94	90.25	88.20	2.05	peak	No Limit
2	*	7025.000	73.42	5.94	79.36	68.20	11.16	AVG	No Limit
3		7134.267	55.48	5.94	61.42	88.20	-26.78	peak	
4		7134.267	43.12	5.94	49.06	68.20	-19.14	AVG	

REMARKS:

- (1) Measurement Value = Reading Level + Correct Factor.
- (2) Margin Level = Measurement Value - Limit Value.

Test Mode	IEEE 802.11ax (HE160)	Test Date	2023/9/4
Test Frequency	6025MHz	Polarization	Horizontal
Temp	21°C	Hum.	58%

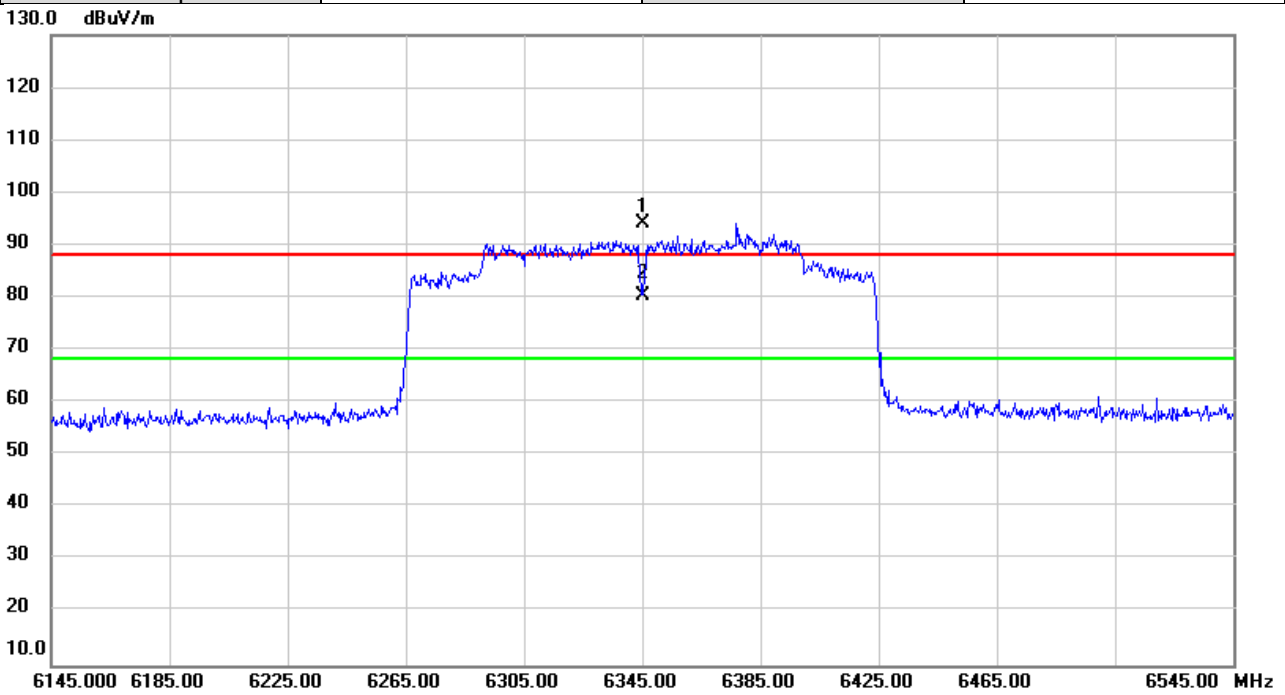


No.	Mk.	Freq.	Reading Level	Correct Factor	Measurement	Limit	Over	Detector	Comment
		MHz	dBuV	dB	dBuV/m	dBuV/m	dB		
1		5859.013	56.00	2.12	58.12	88.20	-30.08	peak	
2		5859.013	43.39	2.12	45.51	68.20	-22.69	AVG	
3	X	6025.000	90.24	2.58	92.82	88.20	4.62	peak	No Limit
4	*	6025.000	77.67	2.58	80.25	68.20	12.05	AVG	No Limit

REMARKS:

- (1) Measurement Value = Reading Level + Correct Factor.
- (2) Margin Level = Measurement Value - Limit Value.

Test Mode	IEEE 802.11ax (HE160)	Test Date	2023/9/4
Test Frequency	6345MHz	Polarization	Horizontal
Temp	21°C	Hum.	58%

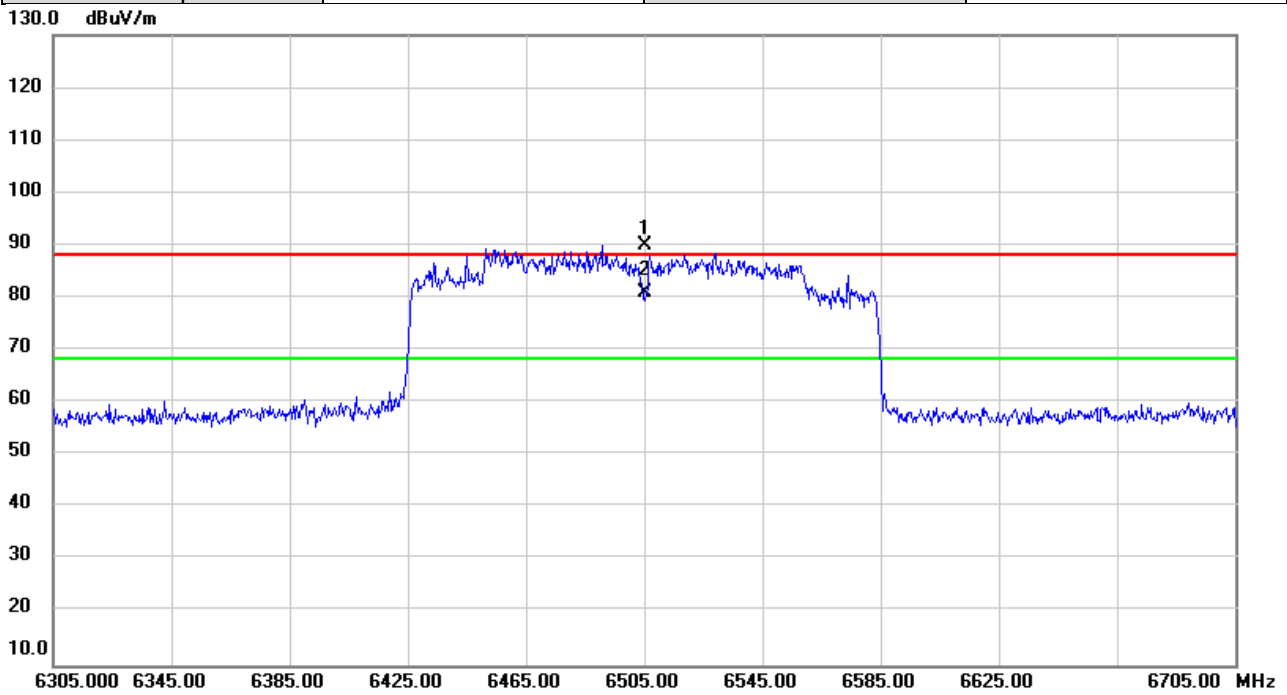


No.	Mk.	Freq.	Reading Level	Correct Factor	Measurement	Limit	Over	Detector	Comment
		MHz	dBuV	dB	dBuV/m	dBuV/m	dB		
1	X	6345.000	89.80	4.24	94.04	88.20	5.84	peak	No Limit
2	*	6345.000	76.09	4.24	80.33	68.20	12.13	AVG	No Limit

REMARKS:

- (1) Measurement Value = Reading Level + Correct Factor.
- (2) Margin Level = Measurement Value - Limit Value.

Test Mode	IEEE 802.11ax (HE160)	Test Date	2023/9/4
Test Frequency	6505MHz	Polarization	Horizontal
Temp	21°C	Hum.	58%

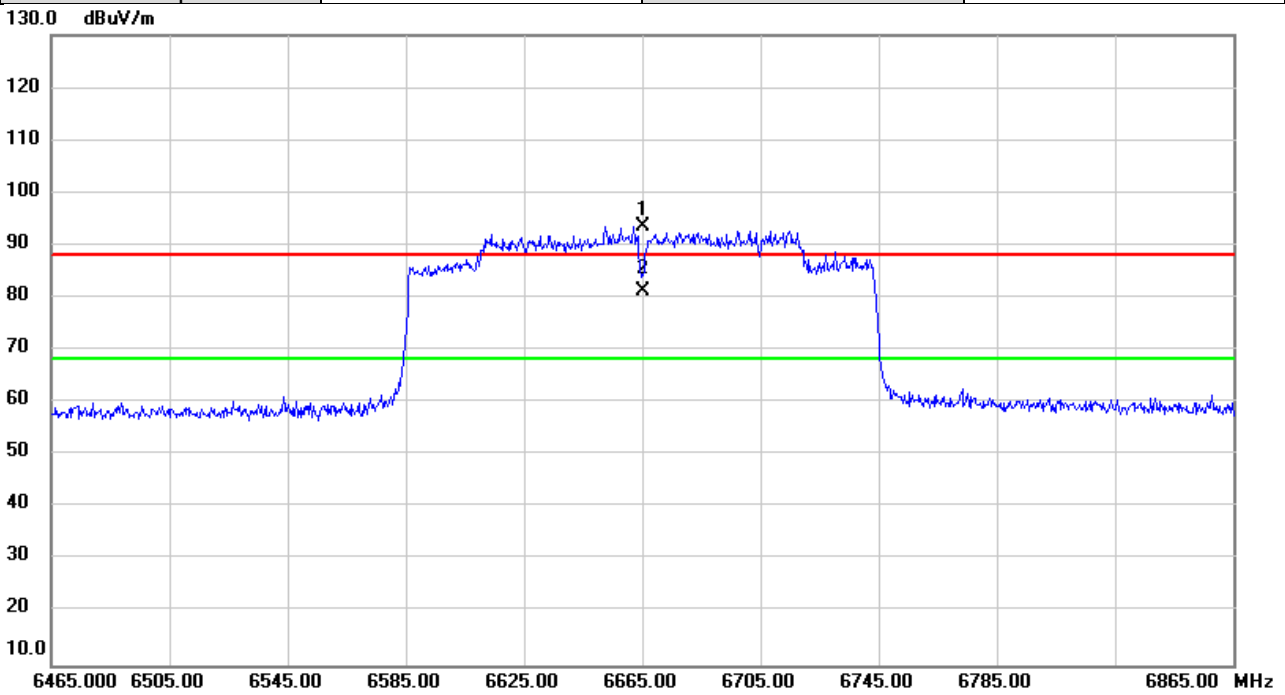


No.	Mk.	Freq.	Reading Level	Correct Factor	Measurement	Limit	Over	Detector	Comment
		MHz	dBuV	dB	dBuV/m	dBuV/m	dB		
1	X	6505.000	85.01	5.05	90.06	88.20	1.86	peak	No Limit
2	*	6505.000	75.77	5.05	80.82	68.20	12.62	AVG	No Limit

REMARKS:

- (1) Measurement Value = Reading Level + Correct Factor.
- (2) Margin Level = Measurement Value - Limit Value.

Test Mode	IEEE 802.11ax (HE160)	Test Date	2023/9/4
Test Frequency	6665MHz	Polarization	Horizontal
Temp	21°C	Hum.	58%

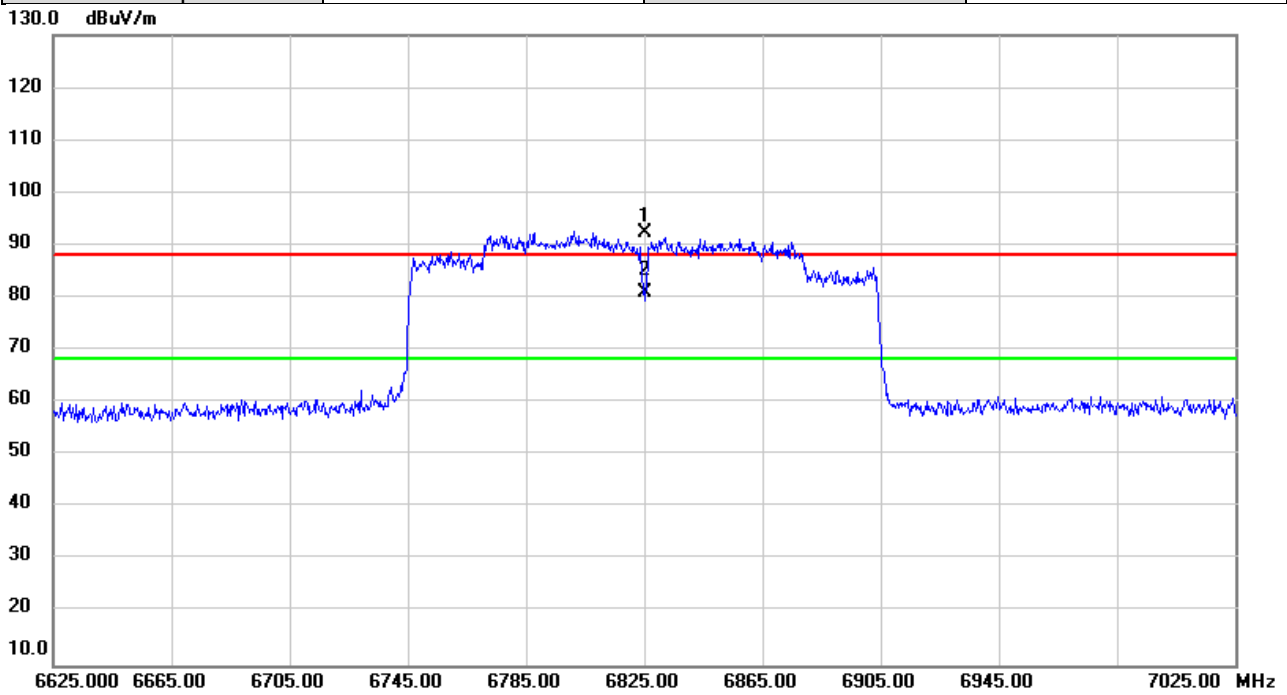


No.	Mk.	Freq.	Reading Level	Correct Factor	Measurement	Limit	Over	Detector	Comment
		MHz	dBuV	dB	dBuV/m	dBuV/m	dB		
1	X	6665.000	88.33	5.34	93.67	88.20	5.47	peak	No Limit
2	*	6665.000	75.91	5.34	81.25	68.20	13.05	AVG	No Limit

REMARKS:

- (1) Measurement Value = Reading Level + Correct Factor.
- (2) Margin Level = Measurement Value - Limit Value.

Test Mode	IEEE 802.11ax (HE160)	Test Date	2023/9/4
Test Frequency	6825MHz	Polarization	Horizontal
Temp	21°C	Hum.	58%

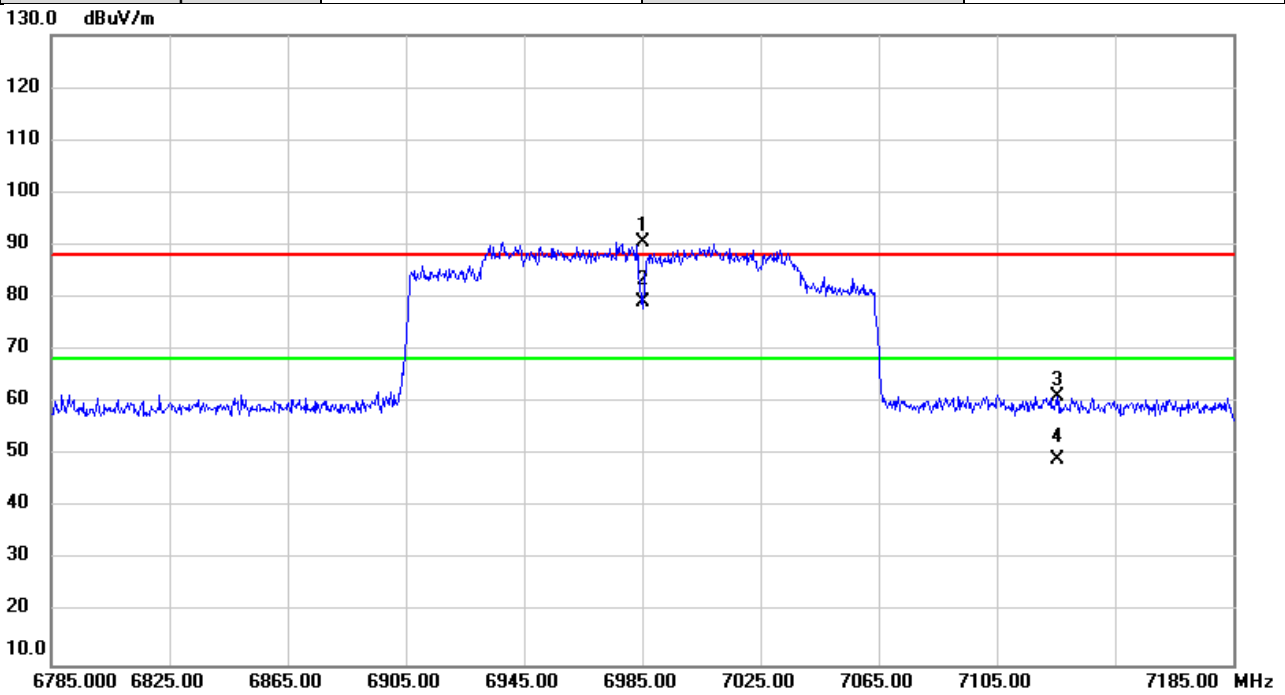


No.	Mk.	Freq.	Reading Level	Correct Factor	Measurement	Limit	Over	Detector	Comment
		MHz	dBuV	dB	dBuV/m	dBuV/m	dB		
1	X	6825.000	86.87	5.63	92.50	88.20	4.30	peak	No Limit
2	*	6825.000	75.29	5.63	80.92	68.20	12.72	AVG	No Limit

REMARKS:

- (1) Measurement Value = Reading Level + Correct Factor.
- (2) Margin Level = Measurement Value - Limit Value.

Test Mode	IEEE 802.11ax (HE160)	Test Date	2023/9/4
Test Frequency	6985MHz	Polarization	Horizontal
Temp	21°C	Hum.	58%

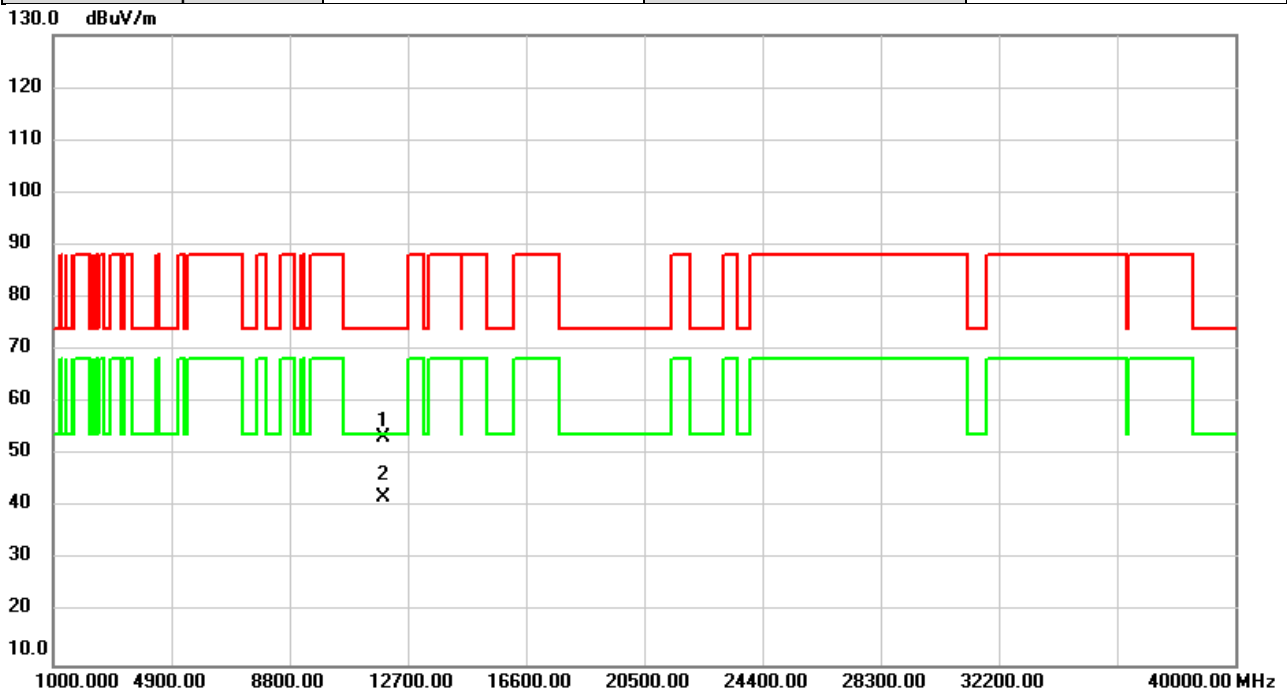


No.	Mk.	Freq.	Reading Level	Correct Factor	Measurement	Limit	Over	Detector	Comment
		MHz	dBuV	dB	dBuV/m	dBuV/m	dB		
1	X	6985.000	84.76	5.92	90.68	88.20	2.48	peak	No Limit
2	*	6985.000	73.09	5.92	79.01	68.20	10.81	AVG	No Limit
3		7125.467	55.34	5.94	61.28	88.20	-26.92	peak	
4		7125.467	43.11	5.94	49.05	68.20	-19.15	AVG	

REMARKS:

- (1) Measurement Value = Reading Level + Correct Factor.
- (2) Margin Level = Measurement Value - Limit Value.

Test Mode	IEEE 802.11ax (HE20)	Test Date	2023/9/5
Test Frequency	5955MHz	Polarization	Vertical
Temp	24°C	Hum.	57%



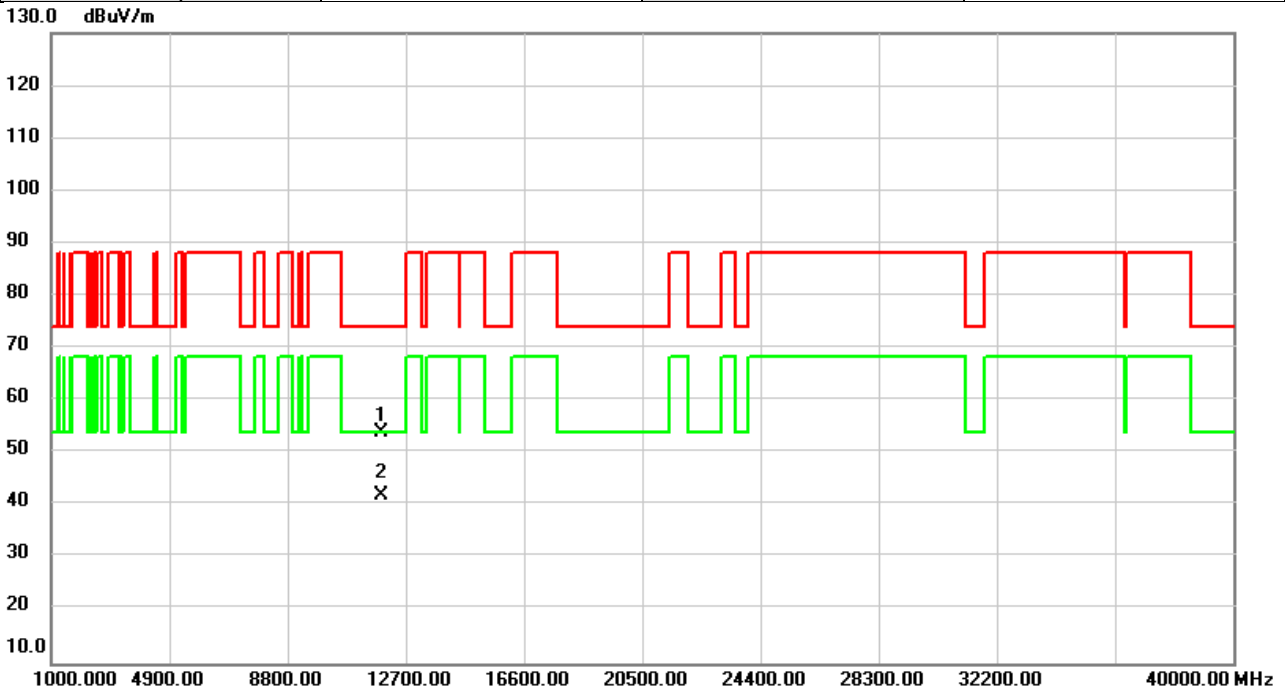
No.	Mk.	Freq. MHz	Reading Level dBuV	Correct Factor dB	Measure- ment dBuV/m	Limit dBuV/m	Over dB	Detector	Comment
1		11910.00	47.05	6.44	53.49	74.00	-20.51	peak	
2	*	11910.00	35.44	6.44	41.88	54.00	-12.12	AVG	

REMARKS:

(1) Measurement Value = Reading Level + Correct Factor.

(2) Margin Level = Measurement Value - Limit Value.

Test Mode	IEEE 802.11ax (HE20)	Test Date	2023/9/5
Test Frequency	5955MHz	Polarization	Horizontal
Temp	24°C	Hum.	57%

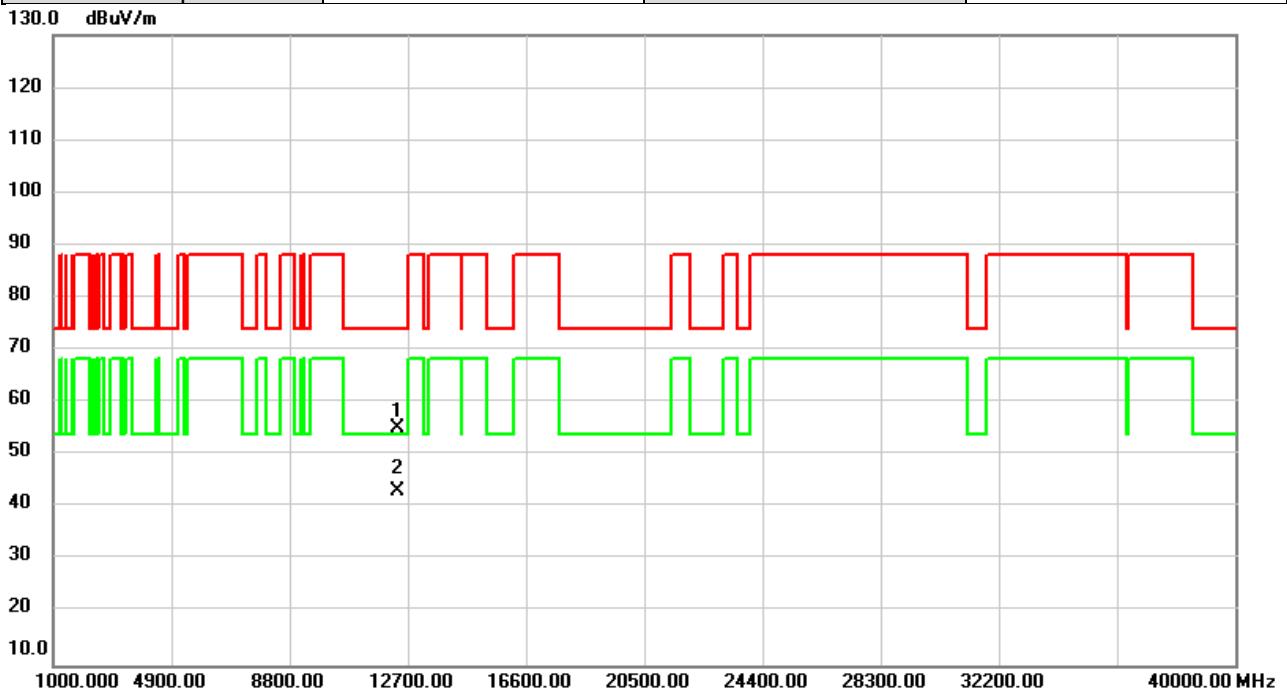


No.	Mk.	Freq. MHz	Reading Level dBuV	Correct Factor dB	Measure- ment dBuV/m	Limit dBuV/m	Over dB	Detector	Comment
1		11910.00	47.43	6.44	53.87	74.00	-20.13	peak	
2	*	11910.00	35.38	6.44	41.82	54.00	-12.18	AVG	

REMARKS:

- (1) Measurement Value = Reading Level + Correct Factor.
- (2) Margin Level = Measurement Value - Limit Value.

Test Mode	IEEE 802.11ax (HE20)	Test Date	2023/9/5
Test Frequency	6175MHz	Polarization	Vertical
Temp	24°C	Hum.	57%

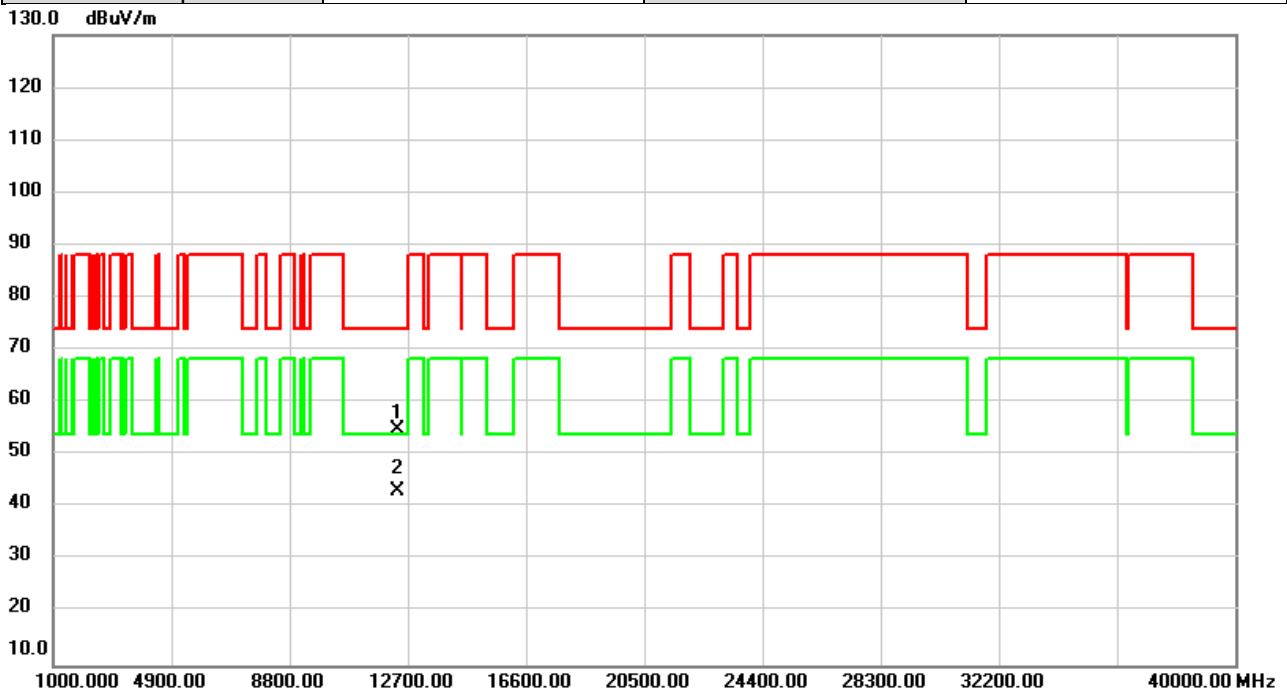


No.	Mk.	Freq. MHz	Reading Level dBuV	Correct Factor dB	Measure- ment dBuV/m	Limit dBuV/m	Over dB	Detector	Comment
1		12350.00	48.28	6.96	55.24	74.00	-18.76	peak	
2	*	12350.00	36.20	6.96	43.16	54.00	-10.84	AVG	

REMARKS:

- (1) Measurement Value = Reading Level + Correct Factor.
- (2) Margin Level = Measurement Value - Limit Value.

Test Mode	IEEE 802.11ax (HE20)	Test Date	2023/9/5
Test Frequency	6175MHz	Polarization	Horizontal
Temp	24°C	Hum.	57%

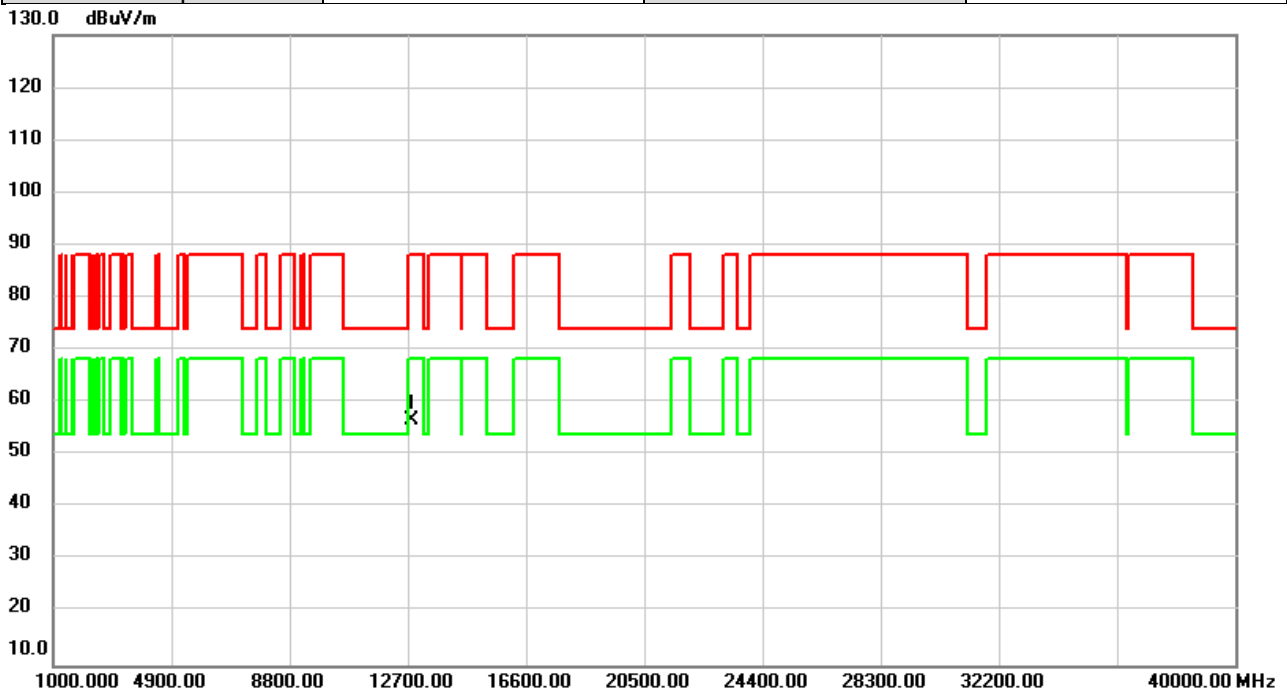


No.	Mk.	Freq. MHz	Reading Level dBuV	Correct Factor dB	Measure- ment dBuV/m	Limit dBuV/m	Over dB	Detector	Comment
1		12350.00	47.78	6.96	54.74	74.00	-19.26	peak	
2	*	12350.00	36.22	6.96	43.18	54.00	-10.82	AVG	

REMARKS:

- (1) Measurement Value = Reading Level + Correct Factor.
- (2) Margin Level = Measurement Value - Limit Value.

Test Mode	IEEE 802.11ax (HE20)	Test Date	2023/9/5
Test Frequency	6415MHz	Polarization	Vertical
Temp	24°C	Hum.	57%

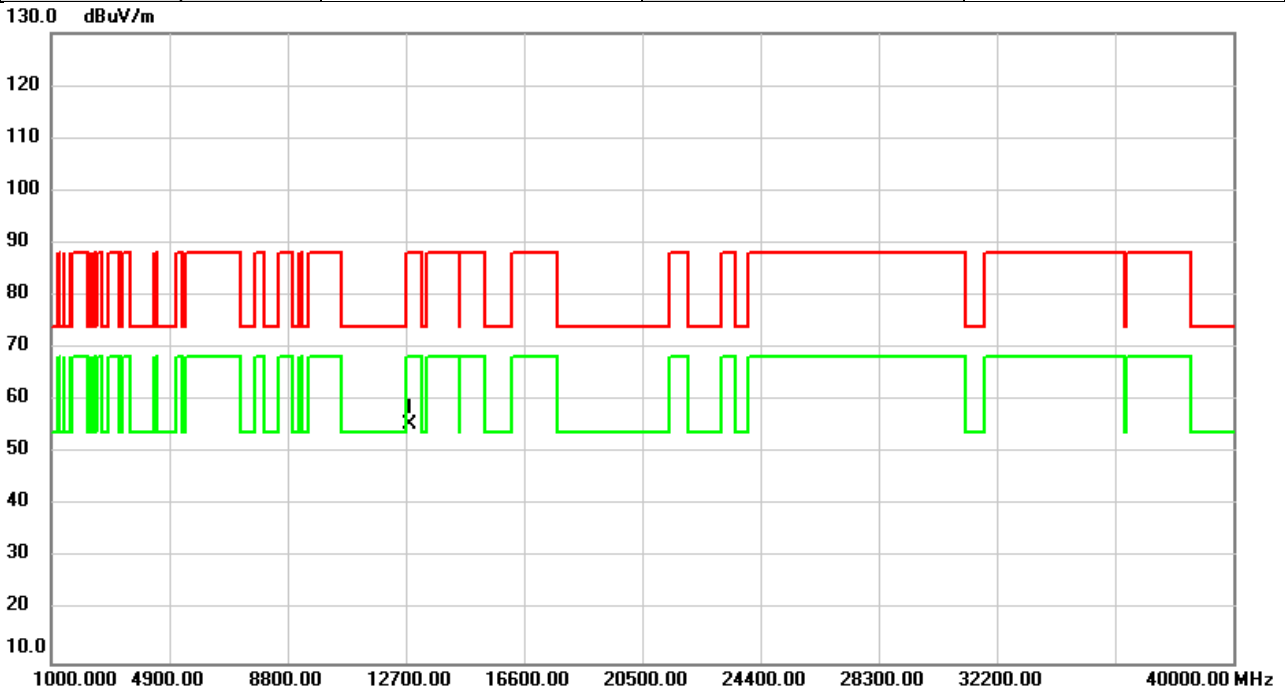


No.	Mk.	Freq.	Reading Level	Correct Factor	Measurement	Limit	Over	Detector	Comment
		MHz	dBuV	dB	dBuV/m	dBuV/m	dB		
1	*	12830.00	49.17	7.54	56.71	88.20	-31.49	peak	

REMARKS:

- (1) Measurement Value = Reading Level + Correct Factor.
- (2) Margin Level = Measurement Value - Limit Value.

Test Mode	IEEE 802.11ax (HE20)	Test Date	2023/9/5
Test Frequency	6415MHz	Polarization	Horizontal
Temp	24°C	Hum.	57%

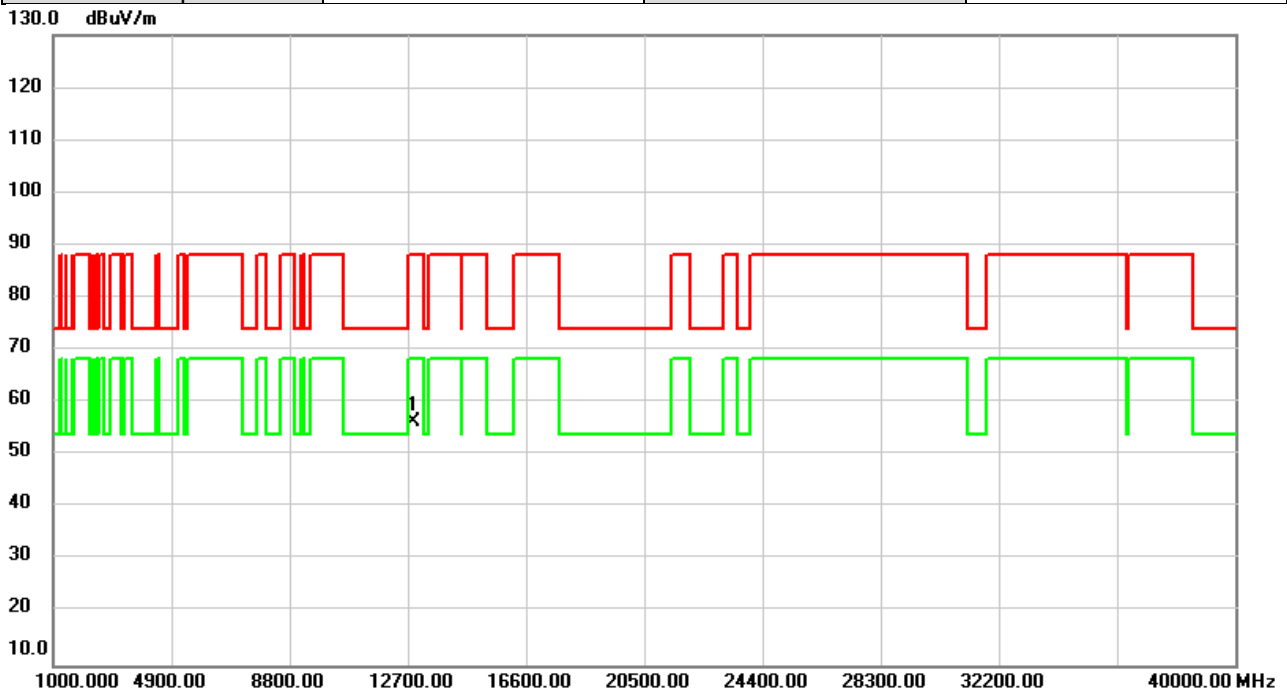


No.	Mk.	Freq.	Reading Level	Correct Factor	Measurement	Limit	Over	Detector	Comment
		MHz	dBuV	dB	dBuV/m	dBuV/m	dB		
1	*	12830.00	48.05	7.54	55.59	88.20	-32.61	peak	

REMARKS:

- (1) Measurement Value = Reading Level + Correct Factor.
- (2) Margin Level = Measurement Value - Limit Value.

Test Mode	IEEE 802.11ax (HE20)	Test Date	2023/9/5
Test Frequency	6435MHz	Polarization	Vertical
Temp	24°C	Hum.	57%

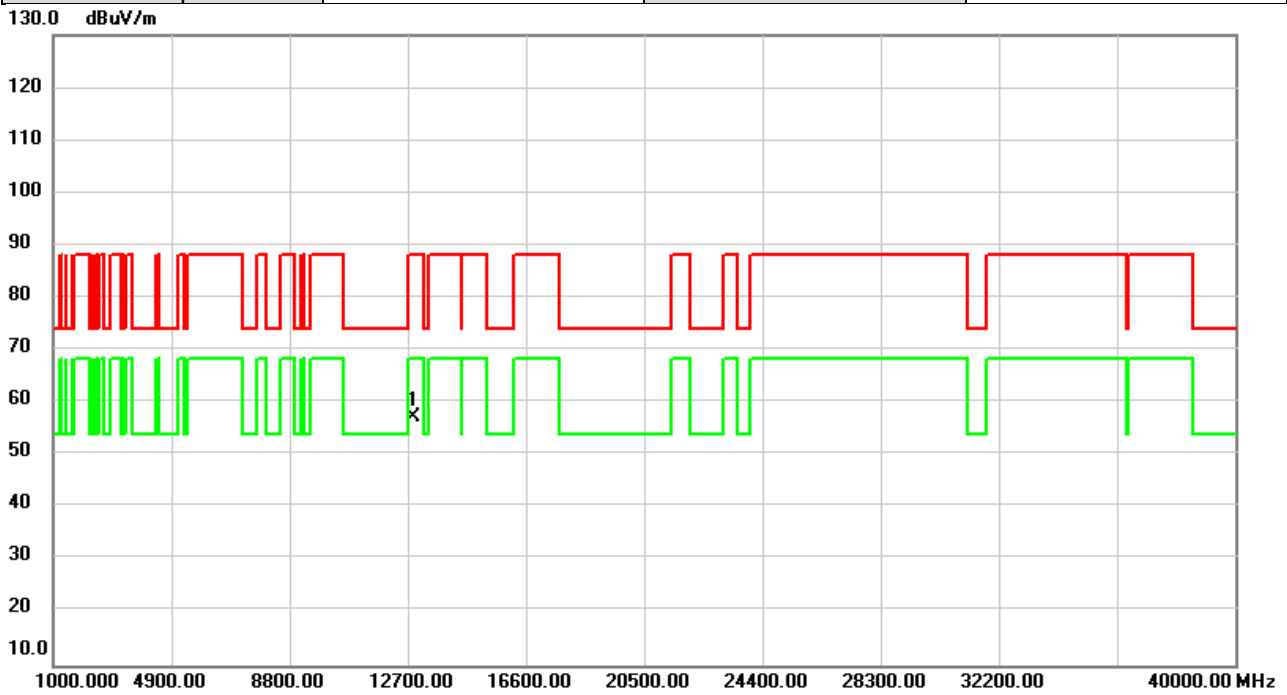


No.	Mk.	Freq.	Reading Level	Correct Factor	Measurement	Limit	Over	Detector	Comment
		MHz	dBuV	dB	dBuV/m	dBuV/m	dB		
1	*	12870.00	48.73	7.59	56.32	88.20	-31.88	peak	

REMARKS:

- (1) Measurement Value = Reading Level + Correct Factor.
- (2) Margin Level = Measurement Value - Limit Value.

Test Mode	IEEE 802.11ax (HE20)	Test Date	2023/9/5
Test Frequency	6435MHz	Polarization	Horizontal
Temp	24°C	Hum.	57%

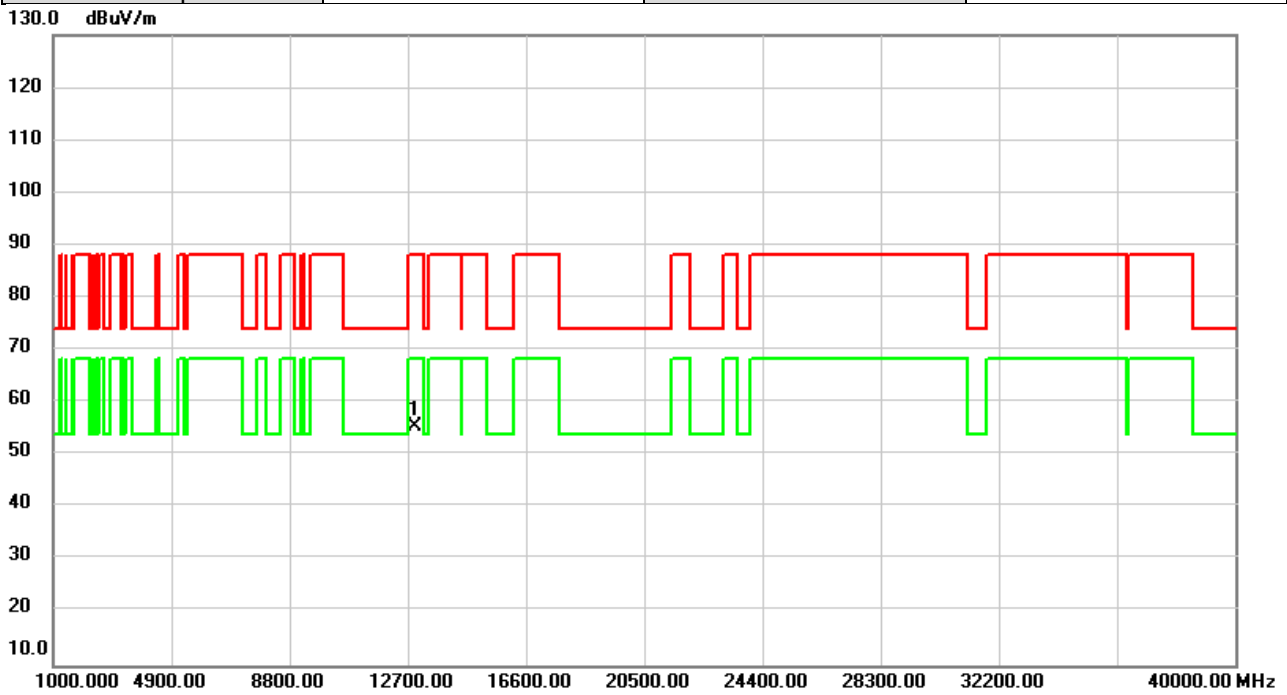


No.	Mk.	Freq.	Reading Level	Correct Factor	Measurement	Limit	Over	Detector	Comment
		MHz	dBuV	dB	dBuV/m	dBuV/m	dB		
1	*	12870.00	49.70	7.59	57.29	88.20	-30.91	peak	

REMARKS:

- (1) Measurement Value = Reading Level + Correct Factor.
- (2) Margin Level = Measurement Value - Limit Value.

Test Mode	IEEE 802.11ax (HE20)	Test Date	2023/9/5
Test Frequency	6475MHz	Polarization	Vertical
Temp	24°C	Hum.	57%

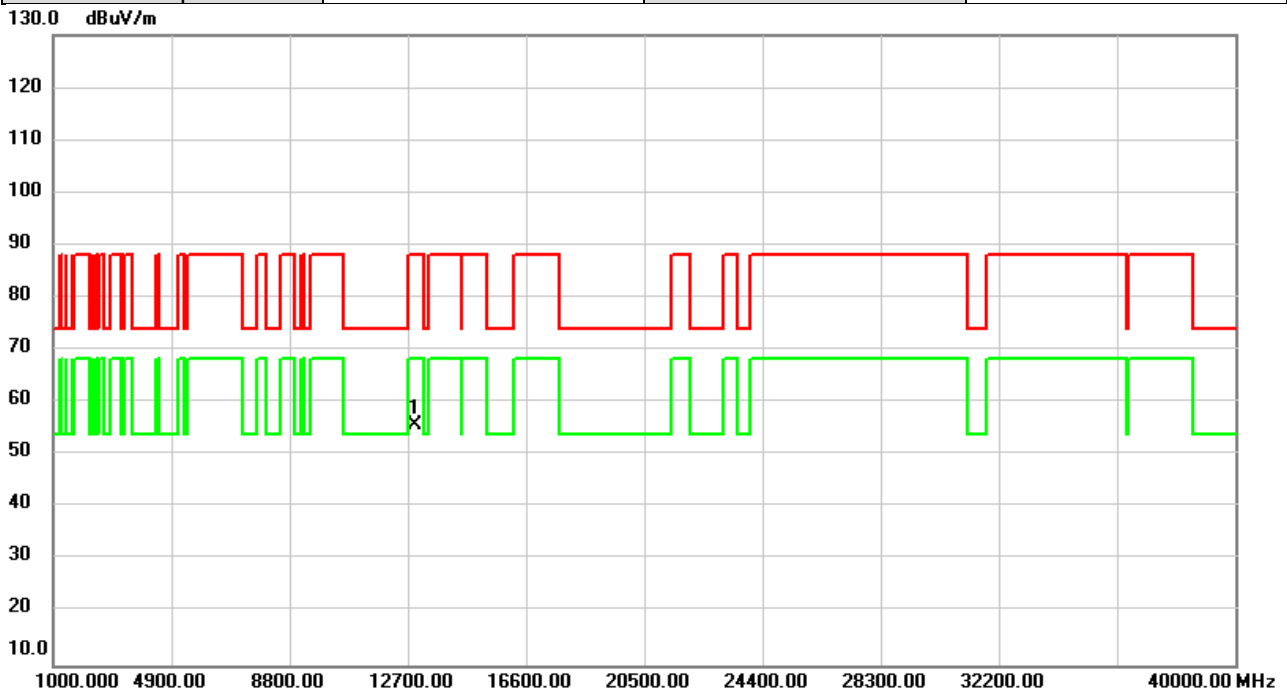


No.	Mk.	Freq.	Reading Level	Correct Factor	Measurement	Limit	Over	Detector	Comment
		MHz	dBuV	dB	dBuV/m	dBuV/m	dB		
1	*	12950.00	47.84	7.66	55.50	88.20	-32.70	peak	

REMARKS:

- (1) Measurement Value = Reading Level + Correct Factor.
- (2) Margin Level = Measurement Value - Limit Value.

Test Mode	IEEE 802.11ax (HE20)	Test Date	2023/9/5
Test Frequency	6475MHz	Polarization	Horizontal
Temp	24°C	Hum.	57%

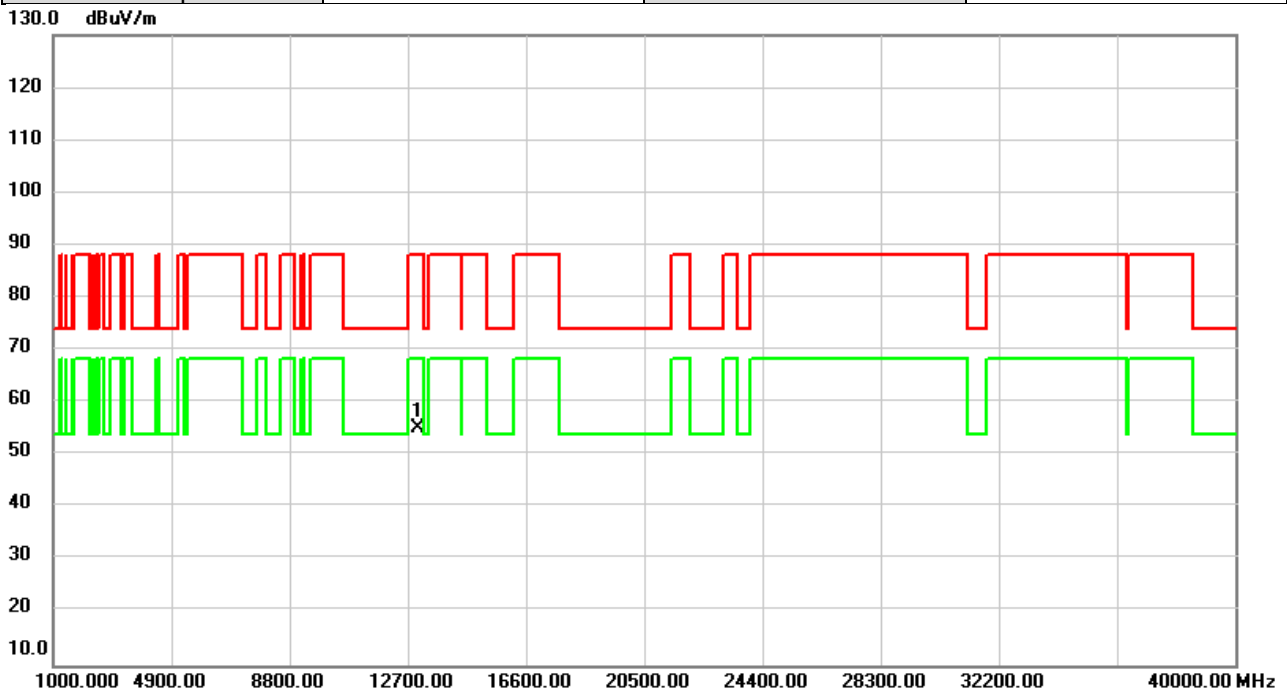


No.	Mk.	Freq.	Reading Level	Correct Factor	Measurement	Limit	Over	Detector	Comment
		MHz	dBuV	dB	dBuV/m	dBuV/m	dB		
1	*	12950.00	48.24	7.66	55.90	88.20	-32.30	peak	

REMARKS:

- (1) Measurement Value = Reading Level + Correct Factor.
- (2) Margin Level = Measurement Value - Limit Value.

Test Mode	IEEE 802.11ax (HE20)	Test Date	2023/9/5
Test Frequency	6515MHz	Polarization	Vertical
Temp	24°C	Hum.	57%

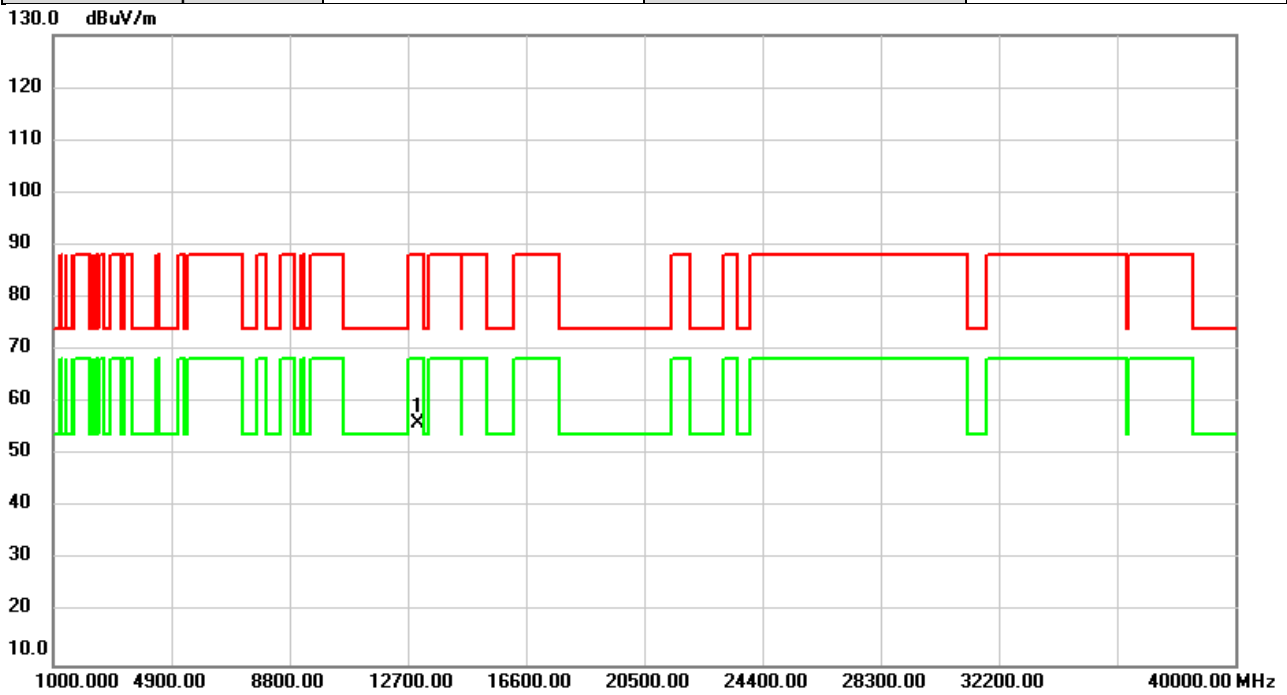


No.	Mk.	Freq.	Reading Level	Correct Factor	Measurement	Limit	Over	Detector	Comment
		MHz	dBuV	dB	dBuV/m	dBuV/m	dB		
1	*	13030.00	47.60	7.66	55.26	88.20	-32.94	peak	

REMARKS:

- (1) Measurement Value = Reading Level + Correct Factor.
- (2) Margin Level = Measurement Value - Limit Value.

Test Mode	IEEE 802.11ax (HE20)	Test Date	2023/9/5
Test Frequency	6515MHz	Polarization	Horizontal
Temp	24°C	Hum.	57%



No.	Mk.	Freq.	Reading Level	Correct Factor	Measurement	Limit	Over	Detector	Comment
		MHz	dBuV	dB	dBuV/m	dBuV/m	dB		
1	*	13030.00	48.43	7.66	56.09	88.20	-32.11	peak	

REMARKS:

- (1) Measurement Value = Reading Level + Correct Factor.
- (2) Margin Level = Measurement Value - Limit Value.