

13. TEST SETUP PHOTOGRAPHS






Figure 13-1
Test Setup for Wireless Device



Figure 13-2
Test Setup for Wireless Device

FCC ID: BEJMN240	 PCTEST Pulse Power and Communications, Inc.	HAC (T-COIL) TEST REPORT	 LG	Reviewed by: Quality Manager
Filename: 0Y1003110376.BEJ	Test Dates: March 10-12, 2010	EUT Type: Cellular/AWS/PCS CDMA Phone w/ BT		Page 38 of 39






Figure 13-3
T-Coil Scan Overlay Magnetic Field Distributions

Note: Final measurement locations are indicated by a cursor on the contour plots.

FCC ID: BEJMN240	 PCTEST Engineering Laboratory, Inc.	HAC (T-COIL) TEST REPORT	 LG	Reviewed by: Quality Manager
Filename: 0Y1003110376.BEJ	Test Dates: March 10-12, 2010	EUT Type: Cellular/AWS/PCS CDMA Phone w/ BT		Page 39 of 39