




APPENDIX D
: TEST SET UP PHOTOGRAPHS



The **Conducted Test Picture** and **Radiated Test Picture** show the worst-case configuration and cable placement.

■ **Conducted Test Picture (Front)**



■ **Conducted Test Picture (Rear)**






■ Radiated Test Picture (Front): 30 MHz to 1 000 MHz



■ Radiated Test Picture (Rear): 30 MHz to 1 000 MHz



EUT Type: LED LCD TV/Monitor


FCC ID.: BEJM2452D



■ Radiated Test Picture (Front): 1 GHz to 5 GHz



■ Radiated Test Picture (Rear): 1 GHz to 5 GHz



EUT Type: LED LCD TV/Monitor

FCC ID.: BEJM2452D