

13. TEST SETUP PHOTOGRAPHS




Figure 13-1
Test Setup for Wireless Device






Figure 13-2
Test Setup for Wireless Device

FCC ID: BEJLX610		HAC (T-COIL) TEST REPORT	 Reviewed by: Quality Manager
Filename: 0910221952.BEJ	Test Dates: 10/27/2009	EUT Type: Cellular/PCS CDMA/EvDO Phone with Bluetooth	Page 36 of 37



Axial



Radial H (Transverse)

Radial V (Longitudinal)

Figure 13-3

T-Coil Scan Overlay Magnetic Field Distributions

Note: Final measurement locations are indicated by a cursor on the contour plots.

FCC ID: BEJLX610	 PCTEST Engineering Laboratory, Inc.	HAC (T-COIL) TEST REPORT	 LG	Reviewed by: Quality Manager
Filename: 0910221952.BEJ	Test Dates: 10/27/2009	EUT Type: Cellular/PCS CDMA/EvDO Phone with Bluetooth		Page 37 of 37