17. TEST PHOTOGRAPHS

See following Attached Pages for setup photographs.

© 2009 PCTEST Engineering Laboratory, Inc.



Figure 17-1
Ear Reference Point HAC Phantom Alignment



Figure 17-2
HAC Phantom Plane Alignment

© 2009 PCTEST Engineering Laboratory, Inc.

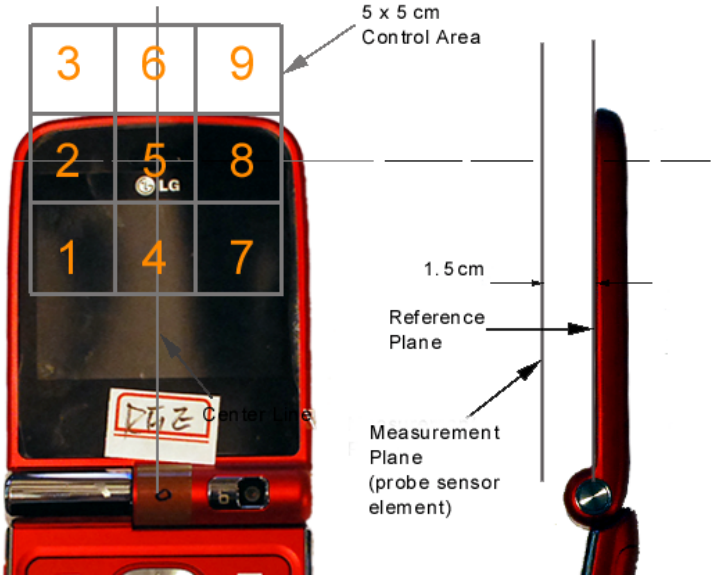

Figure 17-3
5x5 Scan grid above WD

Figure 17-4
E-Field WD Scan overlay

Figure 17-5
H-Field WD Scan overlay

© 2009 PCTEST Engineering Laboratory, Inc.