

13. TEST SETUP PHOTOGRAPHS




Figure 13-1
Test Setup for Wireless Device







Figure 13-2
Test Setup for Wireless Device

FCC ID: BEJLX610		HAC (T-COIL) TEST REPORT	 LG Reviewed by: Quality Manager
Filename: 090714105.BEJ	Test Dates: 7/31/2009	EUT Type: Cellular/PCS CDMA/EvDO Phone with Bluetooth	Page 36 of 37





Axial

Radial H (Transverse)

Radial V (Longitudinal)

**Figure 13-3
T-Coil Scan Overlay Magnetic Field Distributions**

Note: Final measurement locations are indicated by a cursor on the contour plots.

FCC ID: BEJLX610		HAC (T-COIL) TEST REPORT	 LG Reviewed by: Quality Manager
Filename: 090714105.BEJ	Test Dates: 7/31/2009	EUT Type: Cellular/PCS CDMA/EvDO Phone with Bluetooth	Page 37 of 37