

13. TEST SETUP PHOTOGRAPHS



Figure 13-1
Test Setup for Wireless Device




Figure 13-2
Test Setup for Wireless Device





FCC ID: BEJLX550	 PCTEST ENGINEERING	C63.19-2006 v3.12 §6 HAC TEST REPORT	 LG	Reviewed by: Quality Manager
Filename: 0606260541	Test Dates: July 10 - 24, 2006	EUT Type: Dual-Band CDMA Phone with Bluetooth		Page 35 of 36



Figure 13-3
T-Coil Scan Overlay Magnetic Field Distributions

Note: final measurement locations are indicated by a cursor on the contour plots.

FCC ID: BEJLX550	 PCTEST DIVISION	C63.19-2006 v3.12 §6 HAC TEST REPORT	 LG	Reviewed by: Quality Manager
Filename: 0606260541	Test Dates: July 10 - 24, 2006	EUT Type: Dual-Band CDMA Phone with Bluetooth		Page 36 of 36