




## 17. TEST PHOTOGRAPHS

See following Attached Pages for setup photographs.



<b>FCC ID:</b> BEJLX360	 <b>PCTEST</b> wired & wireless	<b>HAC (RF EMISSIONS) TEST REPORT</b>	 <b>LG</b>	<b>Reviewed by:</b> Quality Manager
<b>HAC Filename:</b> 0611241049	<b>Test Dates:</b> December 5 - 6, 2006	<b>EUT Type:</b> Dual-Band CDMA Phone with Bluetooth and EVDO	Page 68 of 70	



**Figure 17-1**  
**Ear Reference Point HAC Phantom Alignment**



**Figure 17-2**  
**HAC Phantom Plane Alignment**

FCC ID: BEJLX360	 <b>PCTEST</b> <small>wireless</small>	HAC (RF EMISSIONS) TEST REPORT	 <b>LG</b>	Reviewed by: Quality Manager
HAC Filename: 0611241049	Test Dates: December 5 - 6, 2006	EUT Type: Dual-Band CDMA Phone with Bluetooth and EVDO	Page 69 of 70	

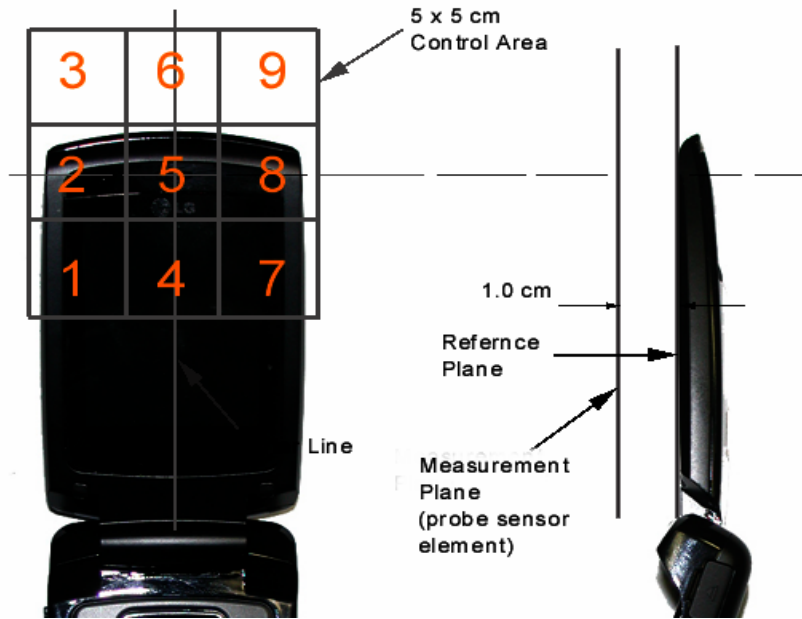


Figure 17-3  
5x5 Scan grid above WD



Figure 17-4  
E-Field WD Scan overlay



Figure 17-5  
H-Field WD Scan overlay

FCC ID: BEJLX360	PCTEST wireless	HAC (RF EMISSIONS) TEST REPORT	LG	Reviewed by: Quality Manager
HAC Filename: 0611241049	Test Dates: December 5 - 6, 2006	EUT Type: Dual-Band CDMA Phone with Bluetooth and EVDO		Page 70 of 70