

SAR Data Report 02092601

Start : 26-Sep-02 8:28:58 am
End : 26-Sep-02 8:40:37 am
Code Version : 4.08
Robot Version: 4.08

Product Data:

Type : Validation
Frequency : 835 MHz
Transmit Pwr : 0.250 W
Antenna Type : Dipole

Measurement Data:

Phantom Name : SAM-FLAT
Phantom Type : Uniphantom
Tissue Type : Brain
Tissue Dielectric : 40.560
Tissue Conductivity : 0.880
Tissue Density : 1.000
Robot Name : CRS

Probe Data:

Probe Name : PCT002
Probe Type : E Fld Triangle
Frequency : 835 MHz
Tissue Type : Brain
Calibrated Dielectric : 40.700
Calibrated Conductivity : 0.890
Calibrated Density : 1.000
Probe Offset : 2.400 mm
Conversion Factor : 5.800
Probe Sensitivity : 3.597 3.474 3.049 mV/(mW/cm²)
Amplifier Gains : 20.00 20.00 20.00

Sample:

Rate: 6000 Samples/Sec
Count: 100 Samples
NIDAQ Gain: 5

Comments:

835 MHz Validation

Amb. Temp= 22.2 'C; Liq. Temp=22.1 'C

Area Scan - Max Peak SAR Value at x=2.0 y=-5.0 = 2.10 W/kg

Zoom Scan - Max Peak SAR Value at x=2.0 y=-3.0 z=0.0 = 3.30 W/kg

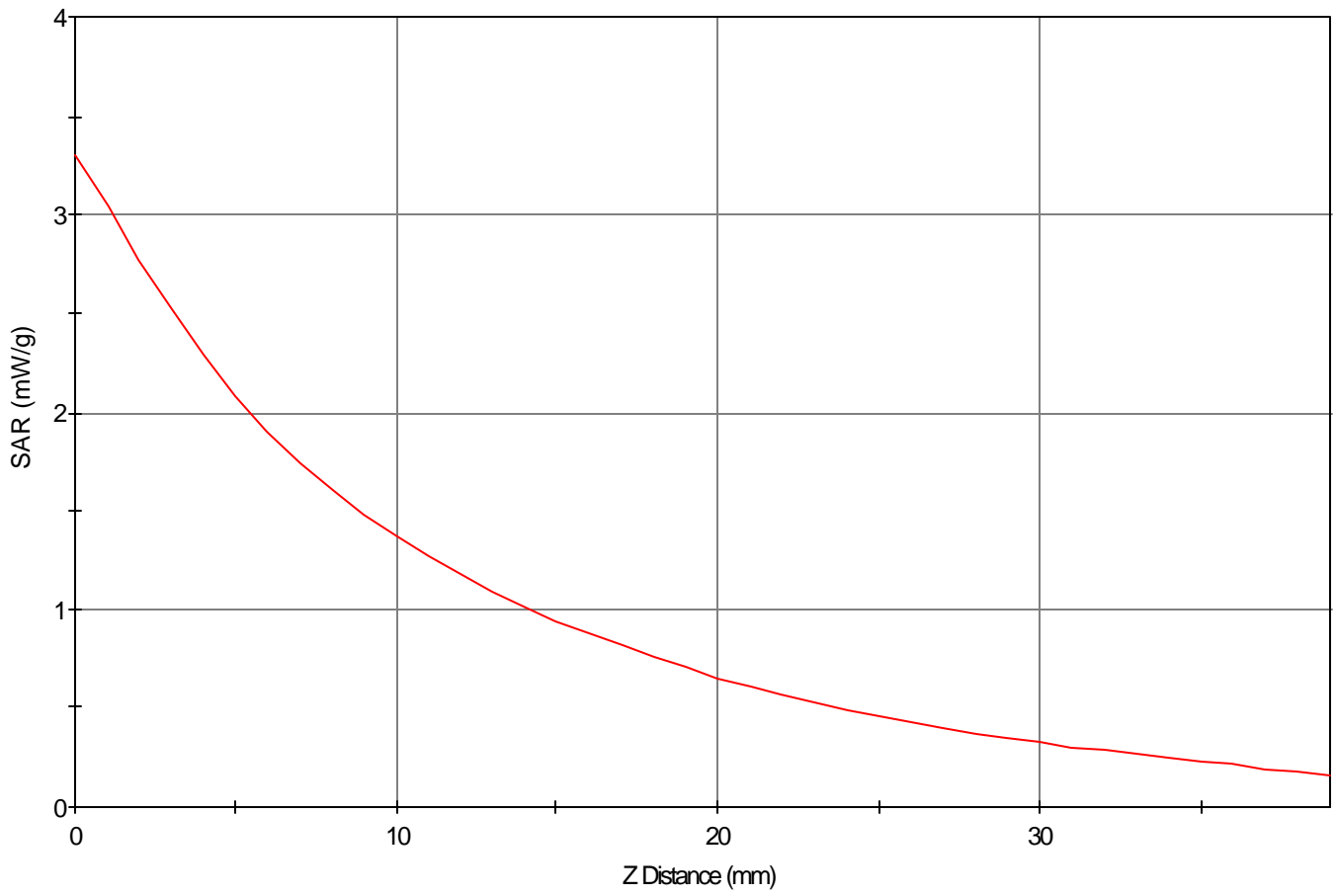
Max 1g SAR at x=2.0 y=-3.0 z=0.0 = 2.21 W/kg

Max 10g SAR at x=2.0 y=-4.0 z=0.0 = 1.38 W/kg

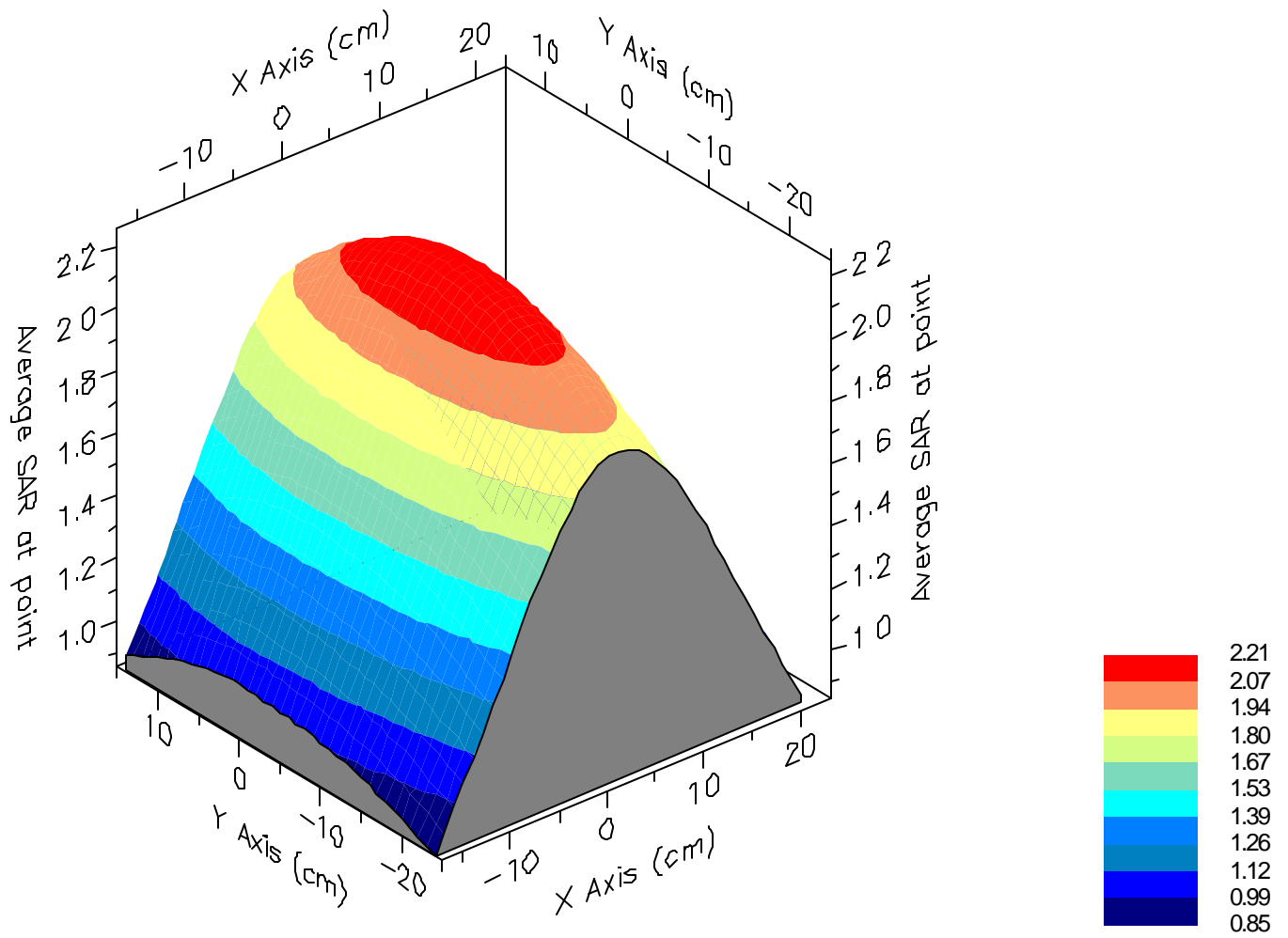
Validation Results at 0.25 W:

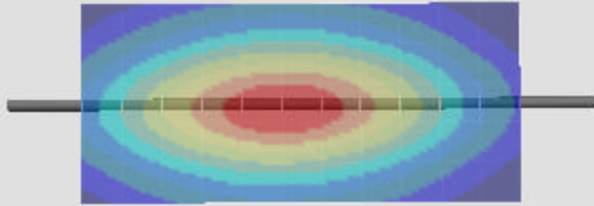
Peak Nominal = 3.5, Error: -5.71 %
1g Nominal = 2.4, Error: -7.03 %
10g Nominal = 1.6, Error: -10.78 %

SAR - Z Axis
at Hotspot x:2.0 y:-3.0



1g SAR Values





SAR Data Report 02092602

Start : 26-Sep-02 9:28:43 am
End : 26-Sep-02 9:35:10 am
Code Version : 4.08
Robot Version: 4.08

Product Data:

Type : Validation
Frequency : 1900 MHz
Transmit Pwr : 0.250 W
Antenna Type : Dipole

Measurement Data:

Phantom Name : SAM-FLAT
Phantom Type : Uniphantom
Tissue Type : Brain
Tissue Dielectric : 41.110
Tissue Conductivity : 1.420
Tissue Density : 1.000
Robot Name : CRS

Probe Data:

Probe Name : PCT002
Probe Type : E Fld Triangle
Frequency : 1900 MHz
Tissue Type : Brain
Calibrated Dielectric : 40.200
Calibrated Conductivity : 1.410
Calibrated Density : 1.000
Probe Offset : 2.400 mm
Conversion Factor : 4.700
Probe Sensitivity : 3.000 2.995 2.653 mV/(mW/cm^2)
Amplifier Gains : 20.00 20.00 20.00

Sample:

Rate: 6000 Samples/Sec
Count: 100 Samples
NIDAQ Gain: 5

Comments:

1900 MHz Validation

CF=1; Amb. Temp= 21.3 'C; Liq. Temp=21.0 'C

Area Scan - Max Peak SAR Value at x=0.0 y=0.0 = 8.78 W/kg

Zoom Scan - Max Peak SAR Value at x=0.0 y=0.0 z=0.0 = 15.80 W/kg

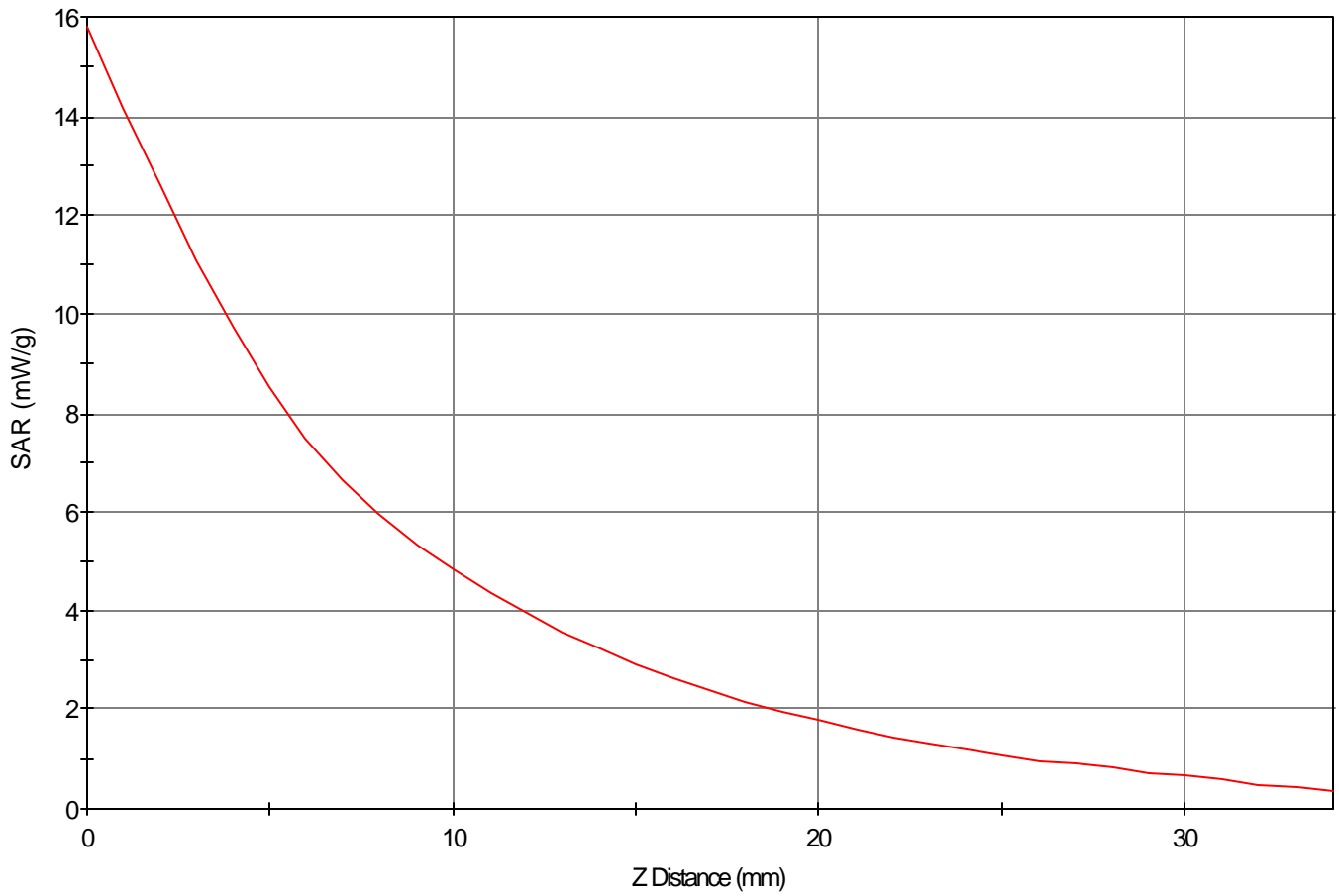
Max 1g SAR at x=1.0 y=1.0 z=0.0 = 9.19 W/kg

Max 10g SAR at x=1.0 y=1.0 z=0.0 = 4.80 W/kg

Validation Results at 0.25 W:

Peak Nominal = 18.0, Error: -12.32 %
1g Nominal = 9.9, Error: -7.40 %
10g Nominal = 5.1, Error: -6.34 %

SAR - Z Axis
at Hotspot x:0.0 y:0.0



1g SAR Values

