





17. TEST PHOTOGRAPHS

See following Attached Pages for setup photographs.



FCC ID: BEJLN510	 PCTEST ENGINEERING LABORATORY, INC.	HAC (RF EMISSIONS) TEST REPORT	 LG	Reviewed by: Quality Manager
HAC Filename: 0Y1002010185.BEJ	Test Dates: 1/28/10 - 2/5/10	EUT Type: Cellular/PCS CDMA/EvDO Phone with Bluetooth	Page 72 of 74	



**Figure 17-1
Ear Reference Point HAC Phantom Alignment**



**Figure 17-2
HAC Phantom Plane Alignment**

FCC ID: BEJLN510	 PCTEST ENGINEERING LABORATORY, INC.	HAC (RF EMISSIONS) TEST REPORT	 Reviewed by: Quality Manager
HAC Filename: 0Y1002010185.BEJ	Test Dates: 1/28/10 - 2/5/10	EUT Type: Cellular/PCS CDMA/EvDO Phone with Bluetooth	Page 73 of 74

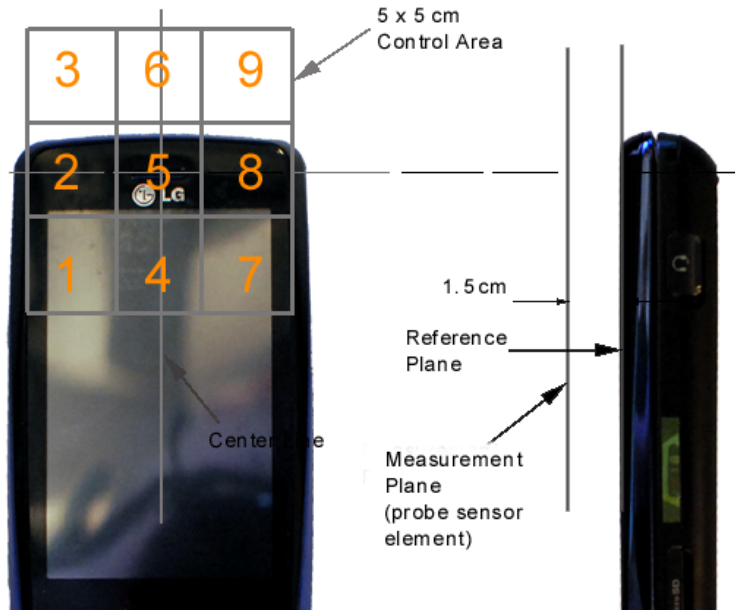


Figure 17-3
5x5 Scan grid above WD




Figure 17-4
E-Field WD Scan overlay



Figure 17-5
H-Field WD Scan overlay

FCC ID: BEJLN510	PCTEST ENGINEERING LABORATORY, INC.	HAC (RF EMISSIONS) TEST REPORT	LG	Reviewed by: Quality Manager
HAC Filename: 0Y1002010185.BEJ	Test Dates: 1/28/10 - 2/5/10	EUT Type: Cellular/PCS CDMA/EvDO Phone with Bluetooth		Page 74 of 74