



HCT Co., Ltd.

74, Seoicheon-ro 578beon-gil, Majang-myeon, Icheon-si, Gyeonggi-do, 17383 KOREA
Tel. +82 31 634 6300 Fax. +82 31 645 6401


<p>Appendix A: Test Setup Photo</p>	<p>FCC ID / IC BEJLGSRFR1 / 2703H-LGSRFR1</p> <p>File No. HCT-RF-2303-FI007-P</p>
---	---


REVISION HISTORY

The revision history for this document is shown in table.

Revision No.	Date of Issue	Description
0	April 17, 2023	Initial Release


1. Radiated Test Setup Photo(Antenna Mast : below 1 GHz)







2. Radiated Test Setup Photo(Antenna Mast : above 1 GHz)


[1 GHz – 18 GHz]







[18 GHz – 40 GHz]







[40 GHz – 60 GHz]







[50 GHz – 75 GHz]







[60 GHz – 90 GHz]







[90 GHz – 140 GHz]





[140 GHz – 200 GHz]





End of report