



19 SAR TEST SETUP PHOTOGRAPHS



FCC ID: BEJLG500G IC Cert. No.: 2703C-LG500G	 PCTEST <small>ENGINEERING LABORATORY, INC.</small>	SAR COMPLIANCE REPORT INDUSTRY CANADA TECHNICAL REPORT (RSS-102)	 LG	Reviewed by: Quality Manager
Filename: 0Y1009011480.BEJ	Test Dates: 09/09/10	EUT Type / Apparatus / Device: 850/1900 GSM/GPRS Phone with Bluetooth	Page 28 of 31	




**Figure 19-1
SAR Test Setup Photo 1**



**Figure 19-2
SAR Test Setup Photo 2**

FCC ID: BEJLG500G IC Cert. No.: 2703C-LG500G		SAR COMPLIANCE REPORT INDUSTRY CANADA TECHNICAL REPORT (RSS-102)	 Reviewed by: Quality Manager
Filename: 0Y1009011480.BEJ	Test Dates: 09/09/10	EUT Type / Apparatus / Device: 850/1900 GSM/GPRS Phone with Bluetooth	Page 29 of 31



**Figure 19-3
SAR Test Setup Photo 3**



**Figure 19-4
SAR Test Setup Photo 4**





FCC ID: BEJLG500G IC Cert. No.: 2703C-LG500G		SAR COMPLIANCE REPORT INDUSTRY CANADA TECHNICAL REPORT (RSS-102)	 Reviewed by: Quality Manager
Filename: 0Y1009011480.BEJ	Test Dates: 09/09/10	EUT Type / Apparatus / Device: 850/1900 GSM/GPRS Phone with Bluetooth	Page 30 of 31



Figure 19-5
SAR Test Setup Photo 5

Note: Headset Cable is connected to the device during Body SAR assessment, as seen above.

FCC ID: BEJLG500G IC Cert. No.: 2703C-LG500G		SAR COMPLIANCE REPORT INDUSTRY CANADA TECHNICAL REPORT (RSS-102)		Reviewed by: Quality Manager
Filename: 0Y1009011480.BEJ	Test Dates: 09/09/10	EUT Type / Apparatus / Device: 850/1900 GSM/GPRS Phone with Bluetooth	Page 31 of 31	