


SGS

Test setup photos of EUT

1. Orthogonal planes of EUT



- The testing was set in the one orthogonal plane and measured for one position (X).



2. Worst case of orthogonal planes each frequency band

- Test setup photos for each mode were reported as representative worst axis after radiated measurements for each position were complete.

- Photo of Radiated Spurious Emission Test (Below 1 GHz)



- Photo of Radiated Spurious Emission Test (Above 1 GHz)

