

Car RSE User Manual

Model Name : GVMRB

Product Name : GVM (Generic Video Module)

1. Overview and Specifications

(1) Overview

- 1) The GVM (Generic Video Module) operates as a controller to two or more touch-enabled displays in the rear seat, and/or in the front passenger seat for infotainment purposes.
- 2) Utilizing internal Android Operating system it allows users to stream media content from embedded apps, view vehicle information, and interact with HDMI ports in the front/rear consumer port inputs.
- 3) The GVM will drive touch display for entertainment, and supports audio streaming function for BT devices.
(device : BT headphone, BT earphone, BT speaker)

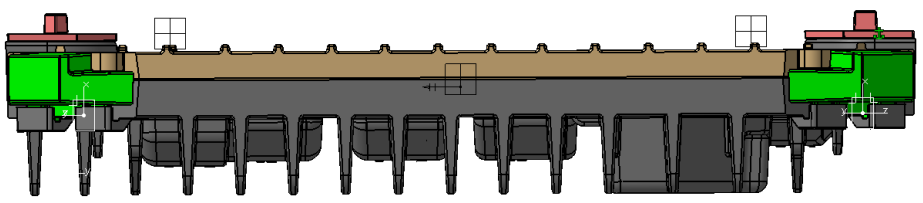
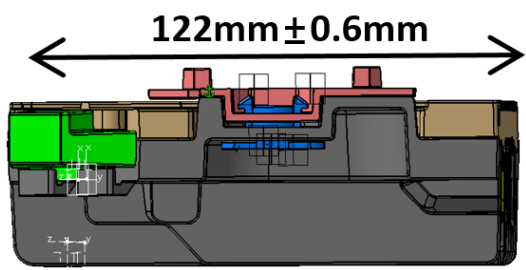
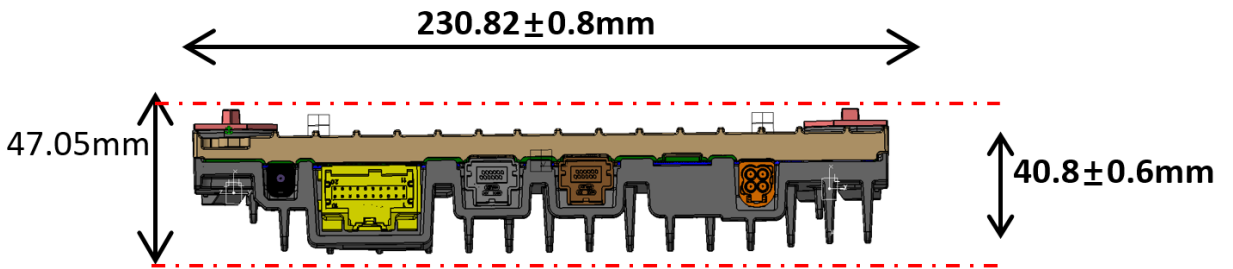
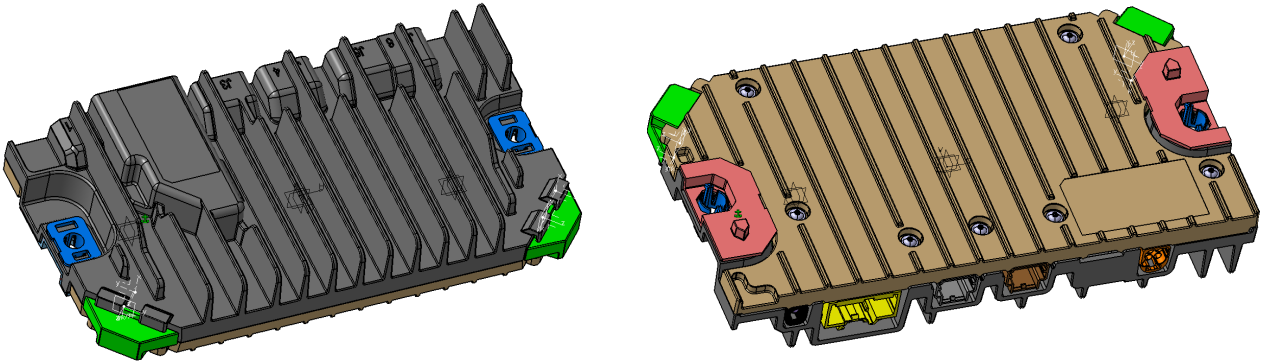
(2) Specifications

*Product

Item	Categories	Specifications
Specification	Product Name	GVM (Generic Video Module)
	Model	GVMRB
	Dimensions	Refer to image
	Weight	1.0kg
	Power Source	DC 12V
	Operational Temperature range	-40 °C ~ 85 °C

< Basic Design Concept >

Dimensions : 230.82mm x 122mm x 40.8mm



*RF specifications

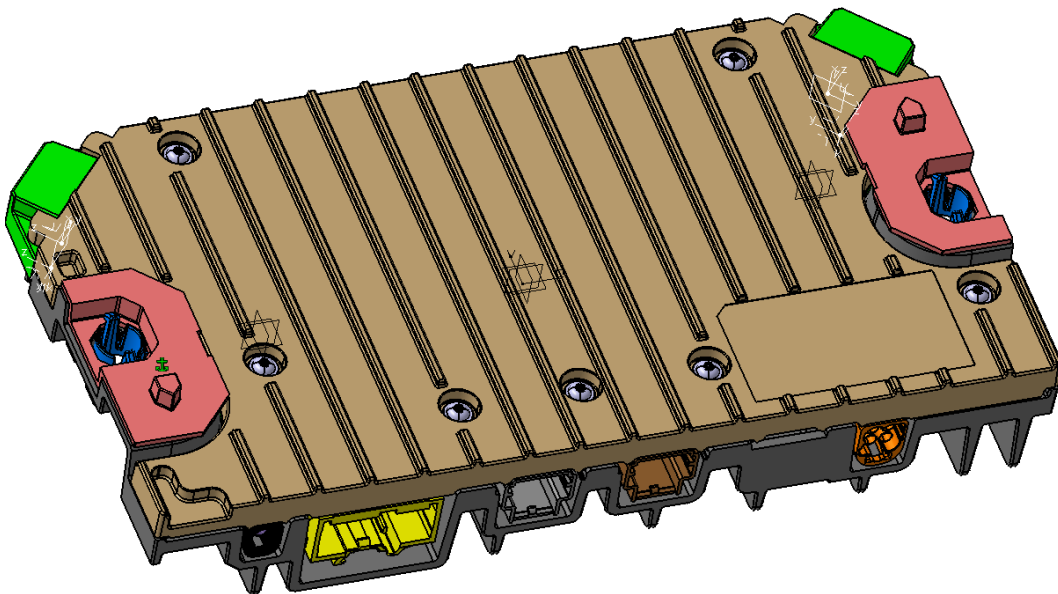
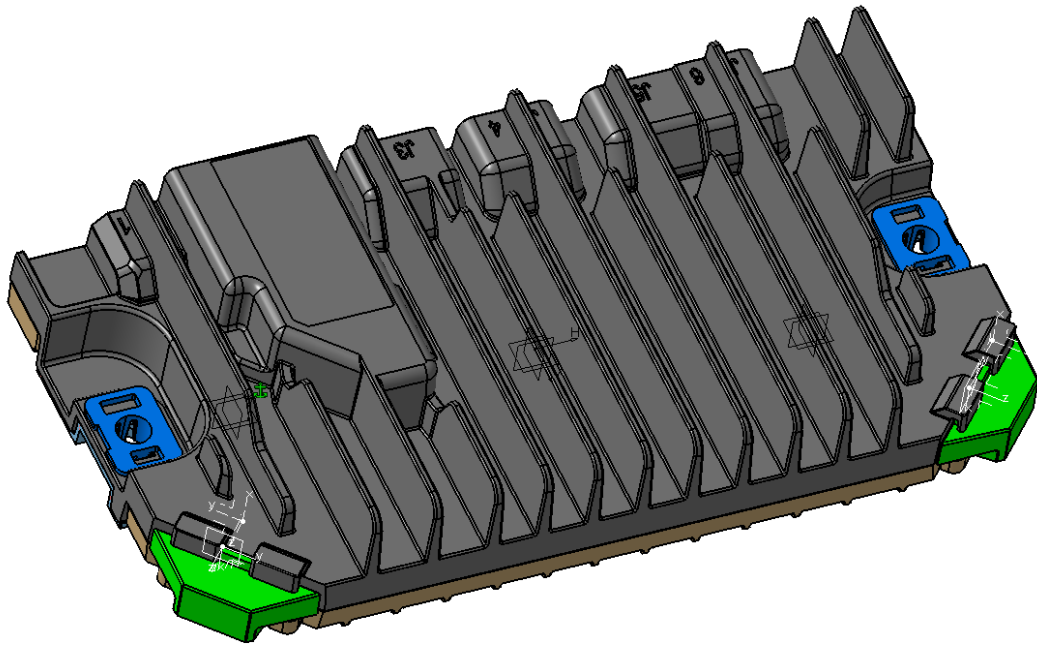
[Bluetooth]

Item	Specifications	Unit
Frequency	2400 ~ 2483.5	MHz
Modulation Type	GFSK, $\pi/4$ DQPSK, 8 DPSK	
BT Power	-2 (MIN.) / 1 (TYP.) / 4 (MAX.)	dBm
Data rate	1 ~ 3	Mbps
Channel spacing	1	MHz
BT version	BT5.0	MHz

*Max output power: 4dBm (Maximum average power including tolerance)

*Tolerance: +/- 3dBm

2. Component




3. Operation









Item	Descriptions
Display & Touch	Display for viewing information and Touch screen for user operation

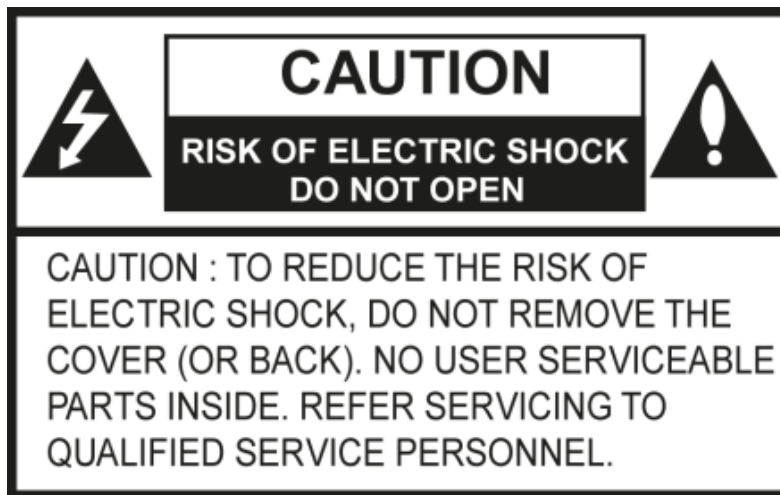
< Home Screen >



< Touch Gesture >

Symbol	Gesture	Description
	Tap (Press)	You touch a part of the screen with your finger and then take the finger off from the screen
	Double tap	A Double Touch gesture consists two Touches in quick succession.
	Long tap / Long press (Press & Hold)	A Long Press is performed by touching the screen and holding that touch location for some period of time.
	Flick (Flicking)	You move from one point to the other point quickly and then take the finger off from the screen (Factor: direction)
	Drag & Drop	You touch a part of the screen for 1 second or more while you move and then take the finger off from the screen
	Pinch & Spread (only in the browser)	Zoom out/in. Users place the two fingers a little distance apart on the screen and move them toward/spread each other without lifting them from the screen.

4. Precautions



- 1) Always operate the vehicle in a safe manner. Do not become distracted by the vehicle while driving and always be fully aware of all driving conditions. Do not change settings or any functions. Pull over in a safe and legal manner before attempting such operations. To promote safety, certain functions are disabled unless the parking brake is on.
- 2) To reduce the risk of electric shock, do not remove the cover or back of this product. There are no user-serviceable parts inside. Refer servicing to qualified service personnel.
- 3) To reduce the risk of fire or electric shock, do not expose this product to dripping or splashing water, rain, or moisture.
- 4) When driving your vehicle, be sure to keep the volume of the unit low enough to allow you to hear sounds coming from the outside.
- 5) Do not drop it and avoid heavy impacts at anytime.
- 6) The driver should not watch the monitor while driving. If the driver watches the monitor while driving, it may lead to carelessness and cause an accident.

5. FCC/ISED Statements

Federal Communications Commission(FCC) Statement (FCC Part 15.21)

You are cautioned that changes or modifications not expressly approved by the part responsible for compliance could void the user's authority to operate the equipment.

FCC Part 15.105

This equipment has been tested and found to comply with the limits for a Class B digital device, pursuant to part 15 of the FCC rules.

These limits are designed to provide reasonable protection against harmful interference in a residential installation. This equipment generates, uses and can radiate radio frequency energy and, if not installed and used in accordance with the instructions, may cause harmful interference to radio communications. However, there is no guarantee that interference will not occur in a particular installation.

If this equipment does cause harmful interference to radio or television reception, which can be determined by turning the equipment off and on, the user is encouraged to try to correct the interference by one or more of the following measures:

- Reorient or relocate the receiving antenna.
- Increase the separation between the equipment and receiver.
- Connect the equipment into an outlet on a circuit different from that to which the receiver is connected
- Consult the dealer or an experienced radio/TV technician for help.

FCC Part 15.19 Statements

This device complies with Part 15 of the FCC Rules. Operation is subject to the following two conditions:

- 1) this device may not cause harmful interference, and
- 2) this device must accept any interference received, including interference that may cause undesired operation of the device.

You are cautioned that changes or modifications not expressly approved by the part responsible for compliance could void the user's authority to operate the equipment

5. FCC/ISED Statements

FCC RF Radiation Exposure Statement:

This equipment complies with FCC radiation exposure limits set forth for an uncontrolled environment. This transmitter must not be co-located or operating in conjunction with any other antenna or transmitter. End users must follow the specific operating instructions for satisfying RF exposure compliance.

This device must be installed the place inside the car where the antenna(s) is placed such that a minimum separation distance of at least 2 cm is maintained between the radiator (antenna) and all persons at all times inside Vehicle.

Responsible Party Information(Supplier'sDeclaration of Conformity)

LG Electronics USA 1000 Sylvan Avenue Englewood Cliffs New Jersey, United States, 07632

Contact Number of Information

5. FCC/ISED Statements

Industry Canada Statement

[English]

Industry Canada Statement

(For Canada)

This device complies with Industry Canada's licence-exempt RSS Standard(s). Operation is subject to the following two conditions:

- (1) This device may not cause interference.
- (2) This device must accept any interference, including interference that may cause undesired operation of the device.

Avis d'industrie canada

Cet appareil est conforme aux normes CNR d'Industrie Canada applicables aux dispositifs exempts de licence. L'exploitation est autorisée aux deux conditions suivantes :

- 1) l'appareil ne doit pas produire de brouillage;
- 2) l'utilisateur de l'appareil doit accepter tout brouillage radioélectrique subi, même si le brouillage est susceptible d'en compromettre le fonctionnement.

IC Radiation Exposure Statement

(For Canada)

This equipment complies with IC radiation exposure limits set forth for an Uncontrolled environment.

NOTE: THE MANUFACTURER IS NOT RESPONSIBLE FOR ANY RADIO OR TV INTERFERENCE CAUSED BY UNAUTHORIZED MODIFICATIONS TO THIS EQUIPMENT.SUCH MODIFICATIONS COULD VOID THE USER'S AUTHORITY TO OPERATE THE EQUIPMENT.

5. FCC/ISED Statements

[French]

Avis d'Industrie Canada

(Pour le Canada)

Le présent appareil est conforme aux CNR d'Industrie Canada applicables aux appareils radio exempts de licence. L'exploitation est autorisée aux deux conditions suivantes :

- 1) l'appareil ne doit pas produire de brouillage;
- 2) l'utilisateur de l'appareil doit accepter tout brouillage radioélectrique subi, même si le brouillage est susceptible d'en compromettre le fonctionnement.

Avis d'Industrie Canada sur l'exposition aux rayonnements

Avis d'industrie canada

(Pour le Canada)

Cet appareil est conforme aux limites d'exposition aux rayonnements d'Industrie Canada pour un environnement non contrôlé.

REMARQUE : LE FABRICANT N'EST PAS RESPONSABLE DES INTERFÉRENCES RADIOÉLECTRIQUES CAUSÉES PAR DES MODIFICATIONS NON AUTORISÉES APPORTÉES À CET APPAREIL. DE TELLES MODIFICATIONS POURRAIENT ANNULER L'AUTORISATION ACCORDÉE À L'UTILISATEUR DE FAIRE FONCTIONNER L'APPAREIL.

Cet appareil doit être installé à l'intérieur de la voiture où l'antenne ou les antennes sont placées de sorte qu'une distance de séparation minimale d'au moins 2 cm soit maintenue entre le radiateur (antenne) et toutes les personnes à tout moment à l'intérieur du véhicule.