



**SAR Test Setup Photographs**




*Figure 1 Right Head SAR Test Setup - Cheek Touch Position*



*Figure 2 Right Head SAR Test Setup - Ear Tilt Position*



*Figure 3 Left Head SAR Test Setup – Cheek Touch Position*



*Figure 4 Left Head SAR Test Setup - Ear Tilt Position*



*Figure 5 Body SAR Test Setup – w/o Holster*



*Figure 6 Body SAR Test Setup – w/o Holster*



Figure 7 DUT Photo



Figure 8 DUT Photo



Figure 9 DUT Photo



Figure 10 DUT Photo