

12. TEST SETUP PHOTOGRAPHS






Figure 12-1
Test Setup for Wireless Device





Figure 12-2
Test Setup for Wireless Device

FCC ID: BEJGS170	 <small>ENGINEERING LABORATORY, INC.</small>	HAC (T-COIL) TEST REPORT		Reviewed by: Quality Manager
Filename: 0Y1005250881.BEJ	Test Dates: June 3-5, 2010	EUT Type: 850/1900 GSM/GPRS/EDGE Phone with Bluetooth	Page 35 of 36	

T-Coil Scan Overlay Magnetic Field Distributions



Note: final measurement locations are indicated by a cursor on the contour plots.

FCC ID: BEJGS170	 <small>ENGINEERING LABORATORY, INC.</small>	HAC (T-COIL) TEST REPORT	 Reviewed by: Quality Manager
Filename: 0Y1005250881.BEJ	Test Dates: June 3-5, 2010	EUT Type: 850/1900 GSM/GPRS/EDGE Phone with Bluetooth	Page 36 of 36