

Application for FCC Certificate
On Behalf of
LG Electronics U.S.A., Inc.

LCD Monitor

Model No.: E2350TV

Serial No.: E2009110701

FCC ID : BEJE2350TV

Prepared For : LG Electronics U.S.A., Inc.
1000 Sylvan Avenue, Englewood Cliffs,
NJ 07632, United States

Prepared By : Audix Technology (Shanghai) Co., Ltd.
3F 34Bldg 680 Guiping Rd,
Caohejing Hi-Tech Park,
Shanghai 200233, China

Tel: +86-21-64955500
Fax: +86-21-64955491

Report No. : ACI-F09117
Date of Test : Nov 10-16, 2009
Date of Report : Nov 30, 2009

TABLE OF CONTENTS

	Page
1 SUMMARY OF STANDARDS AND RESULTS.....	4
1.1 Description of Standards and Results.....	4
2 GENERAL INFORMATION.....	5
2.1 Description of Equipment Under Test.....	5
2.2 Peripherals.....	6
2.3 Description of Test Facility.....	7
2.4 Measurement Uncertainty.....	7
3 CONDUCTED EMISSION TEST.....	8
3.2 Block Diagram of Test Setup.....	8
3.3 Conducted Emission Limit [FCC Part 15 Subpart B 15.107(a)].....	9
3.4 Test Configuration.....	9
3.5 Operating Condition of EUT.....	10
3.6 Test Procedures.....	11
3.7 Test Results.....	12
4 RADIATED EMISSION TEST.....	29
4.1 Test Equipment.....	29
4.2 Block Diagram of Test Setup.....	29
4.3 Radiated Emission Limit [FCC Part 15 Subpart B 15.109(a)].....	30
4.4 Test Configuration.....	30
4.5 Operating Condition of EUT.....	31
4.6 Test Procedures.....	31
4.7 Test Results.....	32
5 DEVIATION TO TEST SPECIFICATIONS.....	49
6 DEBUG DESCRIPTION.....	50

1 SUMMARY OF STANDARDS AND RESULTS

1.1 Description of Standards and Results

The EUT have been tested according to the applicable standards as referenced below:

Description of Test Item	Standard	Limits	Results
EMISSION			
Conducted Disturbance at the Mains Terminal	FCC RULES AND REGULATIONS PART 15 SUBPART B OCTOBER 2008 AND ANSI C63.4-2003	15.107(a) Class B	Pass
Radiated Disturbance	FCC RULES AND REGULATIONS PART 15 SUBPART B OCTOBER 2008 AND ANSI C63.4-2003	15.109(a) Class B	Pass

2 GENERAL INFORMATION

2.1 Description of Equipment Under Test

Description	: LCD Monitor
Type of EUT	: <input checked="" type="checkbox"/> Production <input type="checkbox"/> Pre-product <input type="checkbox"/> Pro-type
Model No.	: E2350TV
Serial No.	: E2009110701
Real Power	: 28.00W for Adapter: LCAP07F 29.00W for Adapter: FSP06-DGAA1
Applicant	: LG Electronics U.S.A., Inc. 1000 Sylvan Avenue, Englewood Cliffs, NJ 07632, United States
Manufacturer	: LG Electronics Nanjing Display Co., Ltd. No.346, Yao Xin Road, Economic & Technical Development Zone, Nanjing, China
LCD Panel	: Manufacturer: LG Display M/N : LM230WF5 (TL) (A1)
Adapter #1	: SMPS Adapter Manufacturer : LIEN CHANG M/N : LCAP07F Input : 100-240V AC, 50/60Hz, 1.0A (1.0A) Max. Output : 12V DC 3.0A (3.0A) Output Cable : Unshielded, Undetachable, 1.80m, with one core
Adapter #2	: AC/DC Adapter Manufacturer : LG Electronics Inc. M/N : FSP036-DGAA1 Input : 100-240V AC, 50/60Hz, 1.3A Output : 12.0V DC 3.0A Max. Output Cable : Unshielded, Undetachable, 1.20m, with one core
Max Resolution	: 1920*1080@60Hz
D-Sub Cable #1	: Shielded, Detachable, 1.85m, with two cores on cable
D-Sub Cable #2	: Shielded, Detachable, 1.85m, with two cores in connector

- DVI Cable #1 : Shielded, Detachable, 1.85m,
with two cores on cable
- DVI Cable #2 : Shielded, Detachable, 1.85m,
with two cores in connector
- Power Cord : Unshielded, Detachable, 1.80m
- Note : After evaluation, the D-Sub cable#1 and DVI cable#1 were
used in the test for they will cause the maximum emission.

Remark:

The EUT is a LCD Monitor which input/output ports as follows:

- (1) One D-Sub Port : Connected with PC
- (2) One DVI Port : Connected with PC
- (3) One AC In Port : Connected with Power

2.2 Peripherals

2.2.1 PC#1

- Manufacturer : HP
- Model Number : dx7200MT
- Serial Number : CNG622017W
- Power Cord : Unshielded, Detachable, 1.8m
- Certificate : FCC DoC; CE/EMC; VCCI; C-Tick; UL
BSMI (R33001) 3C (A000111)
MIC (E-A011-04-2659(B))

2.2.2 PC #2

- Manufacturer : HP
- Model Number : dx7400MT
- Serial Number : CNG8130K89
- Power Cord : Unshielded, Detachable, 1.8m
- Certificate : FCC DoC; CE/EMC; VCCI; C-Tick; UL
BSMI (R33001) 3C (A000111)
MIC (E-A011-04-2659(B))

2.2.3 Printer

- Manufacturer : HP
- Model Number : C3990A
- Serial Number : JPZX020487
- Data Cable : Shielded, Detachable, 1.5m
- Certificate : GS, CE/EMC, C-Tick, FCC DoC

2.2.4 Keyboard

Manufacturer : Microsoft
Model Number : RT2300
Serial Number : 7668200662248
Data Cable : Shielded, Undetachable, 1.8m
Certificate : CE/EMC, FCC DoC, VCCI, MIC, C-Tick,
BSMI

2.2.5 Mouse

Manufacturer : Microsoft
Model Number : RT2300
Serial Number : 6965712071551
Data Cable : Shielded, Undetachable, 1.85m.
Certificate : FCC DoC, VCCI, CE/EMC, MIC, GS

2.2.6 Modem

Manufacturer : TP-LINK
Model Number : TM-EC5658V
Serial Number : 07123301053
Data Cable : Shielded, Detachable, 1.8m
Certificate : FCC DoC, CE/EMC, CCC

Note: The PC#2 used in the radiated disturbance test, and the PC#1 used in conducted emission test.

2.3 Description of Test Facility

Site Description (Semi-Anechoic Chamber) : Sept. 17, 1998 file on
Apr 29, 2009 Renewed
Federal Communications Commission
FCC Engineering Laboratory
7435 Oakland Mills Road
Columbia, MD 21046, USA

Name of Firm : Audix Technology (Shanghai) Co., Ltd.

Site Location : 3F 34Bldg 680 Guiping Rd,
Caohejing Hi-Tech Park,
Shanghai 200233, China

NVLAP Lab Code : 200371-0

2.4 Measurement Uncertainty

Conducted Emission Expanded Uncertainty: U = 1.26 dB
Radiated Emission Expanded Uncertainty : U = 3.02 dB

3 CONDUCTED EMISSION TEST

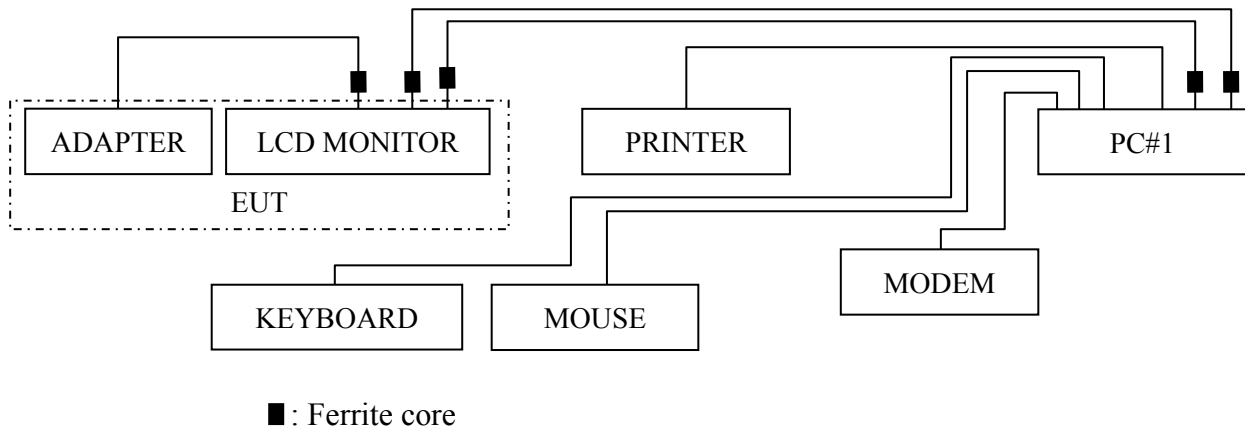
3.1.1 Test Equipment

The following test equipments are used during the conducted emission test in a shielded room:

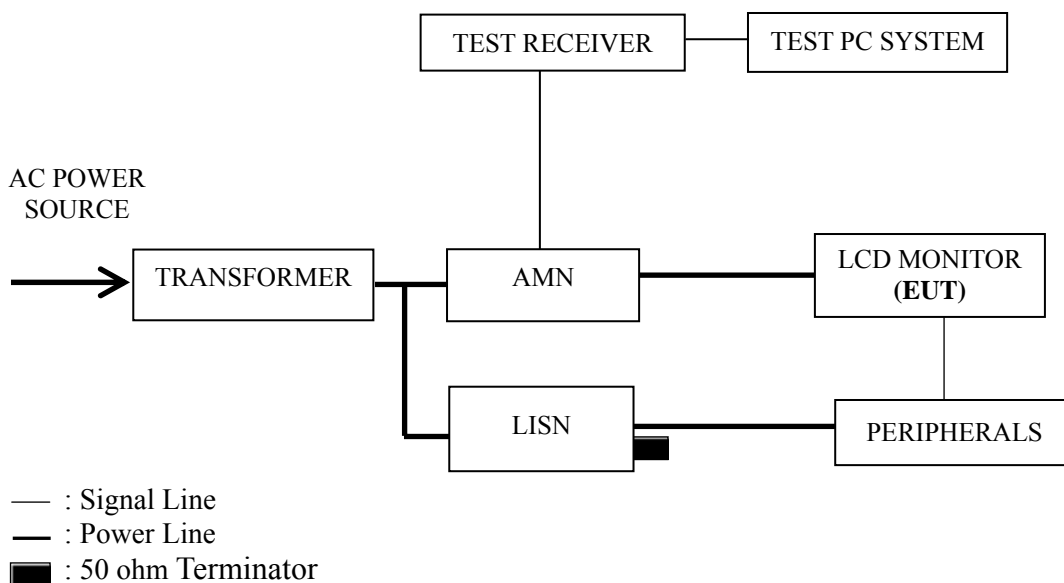
Item	Type	Manufacturer	Model No.	Serial No.	Last Cal.	Next Cal.
1.	Test Receiver	R&S	ESCI	100841	Oct 15, 2009	Oct 15, 2010
2.	Artificial Mains Network (AMN)	R&S	ESH2-Z5	843890/011	Apr 02, 2009	Apr 02, 2010
3.	Line Impedance Stabilization Network (LISN)	Kyoritsu	KNW-407	8-1280-4	Apr 02, 2009	Apr 02, 2010
4.	50 Ω Coaxial Switch	Anritsu	MP59B	6200426389	Sep 19, 2009	Mar 19, 2010
5.	50Ω Terminator	Anritsu	BNC	001	Apr 02, 2009	Apr 02, 2010
6.	Software	Audix	E3	SET00200 9804M592	--	--

3.2 Block Diagram of Test Setup

3.2.1 EUT & Peripherals



3.2.2 Conducted Disturbance Test Setup



3.3 Conducted Emission Limit [FCC Part 15 Subpart B 15.107(a)]

Frequency Range (MHz)	Limits dB (μ V)	
	Quasi-peak	Average
0.15 ~ 0.5	66~56	56~46
0.5 ~ 5	56	46
5 ~ 30	60	50

NOTE 1 – The lower limit shall apply at the transition frequencies.
 NOTE 2 – The limit decreases linearly with the logarithm of the frequency in the range 0.15 MHz~0.50 MHz

3.4 Test Configuration

The EUT (listed in Sec.2.1) and the peripherals (listed in Sec 2.2) were installed as shown on Sec.3.2 to meet FCC requirement and operating in a manner that tends to maximize its emission level in a normal application.

3.5 Operating Condition of EUT

3.5.1 Setup the EUT and peripherals as shown in Sec. 3.2.

3.5.2 Turn on the power of all equipments and the EUT.

3.5.3 Set the contrast & brightness of EUT to maximum.

3.5.4 PC system ran the self-test program “EMC Test” by windows XP and sent “H” characters to EUT through graphic card, the EUT’s screen displayed and filled with “H” pattern by its resolution (Via D-Sub or DVI Input).

3.5.5 Repeat above procedure from 3.5.3 to 3.5.4 for difference test mode.

3.5.6 The other peripherals devices were driven and operated during the test.

3.5.7 The test modes are as follows:

Adapter	Test Mode
LCAP07F	D-Sub 640*480@60Hz
	D-Sub 1280*1024@75Hz
	D-Sub 1680*1050@60Hz
	D-Sub 1920*1080@60Hz
	DVI 640*480@60Hz
	DVI 1280*1024@75Hz
	DVI 1680*1050@60Hz
	DVI 1920*1080@60Hz
FSP036-DGAA1	D-Sub 640*480@60Hz
	D-Sub 1280*1024@75Hz
	D-Sub 1680*1050@60Hz
	D-Sub 1920*1080@60Hz
	DVI 640*480@60Hz
	DVI 1280*1024@75Hz
	DVI 1680*1050@60Hz
	DVI 1920*1080@60Hz

3.6 Test Procedures

The EUT and peripherals were connected to the power mains through an Artificial Mains Network (AMN). This provided a 50 ohm coupling impedance for the measuring equipment.

Both sides of AC line (Line & Neutral) were checked for maximum conducted interference. In order to find the maximum emission, the relative positions of equipment and all of the interface cables were changed or manipulated according to ANSI C63.4:2003 during conducted emission test.

The bandwidth of R&S Test Receiver ESCI was set at 9 kHz.

The frequency range from 150 kHz to 30 MHz was checked.

The test modes were done on conducted disturbance test and all the test results are listed in Sec. 3.7.

3.7 Test Results

< **PASS** >

The frequency and amplitude of the highest conducted emission relative to the limit is reported. All emissions not reported below are too low against the prescribed limits.

Adapter	Test Mode	Data Page
LCAP07F	D-Sub 640*480@60Hz	P13
	D-Sub 1280*1024@75Hz	P14
	D-Sub 1680*1050@60Hz	P15
	D-Sub 1920*1080@60Hz	P16
	DVI 640*480@60Hz	P17
	DVI 1280*1024@75Hz	P18
	DVI 1680*1050@60Hz	P19
	DVI 1920*1080@60Hz	P20
FSP036-DGAA1	D-Sub 640*480@60Hz	P21
	D-Sub 1280*1024@75Hz	P22
	D-Sub 1680*1050@60Hz	P23
	D-Sub 1920*1080@60Hz	P24
	DVI 640*480@60Hz	P25
	DVI 1280*1024@75Hz	P26
	DVI 1680*1050@60Hz	P27
	DVI 1920*1080@60Hz	P28

NOTE 1 – The **bold test mode** listed above means the worst test mode.

NOTE 2 – Factor = Cable Loss + AMN Factor.

NOTE 3 – Emission Level = Meter Reading + Factor.

NOTE 4 – “QP” means “Quasi-Peak” values, “AV” means “Average” values.

NOTE 5 – The worst case is for D-Sub 640*480@60Hz test mode (Adapter: LCAP07F). The worst emission is detected at 16.055 MHz (Average Value) with corrected signal level of 42.17 dB (µV) (limit is 50.00 dB (µV)), when the Line the EUT is connected to AMN.

EUT : LCD Monitor Temperature : 22°C
 Model No. : E2350TV Humidity : 48%RH
 Serial No. : E2009110701 Date of Test : Nov 10, 2009
 Test Mode : D-Sub 640*480@60Hz Adapter : LCAP07F

Test Line	Frequency (MHz)	Meter Reading dB(μV)	Factor (dB)	Emission Level dB(μV)	Limits dB(μV)	Margin (dB)	Remark
Line	0.190	50.18	0.22	50.40	64.02	13.62	QP
	0.317	37.11	0.26	37.37	59.80	22.43	
	0.499	24.99	0.29	25.28	56.01	30.73	
	4.407	30.29	0.44	30.73	56.00	25.27	
	5.166	27.42	0.44	27.86	60.00	32.14	
	16.055	47.05	0.75	47.80	60.00	12.20	
	0.190	35.32	0.22	35.54	54.02	18.48	AV
	0.317	19.94	0.26	20.20	49.80	29.60	
	0.499	13.06	0.29	13.35	46.01	32.66	
	4.407	18.00	0.44	18.44	46.00	27.56	
	5.166	13.30	0.44	13.74	50.00	36.26	
	16.055	41.42	0.75	42.17	50.00	7.83	
Neutral	0.188	48.80	0.20	49.00	64.11	15.11	QP
	0.317	37.06	0.23	37.29	59.80	22.51	
	1.262	27.06	0.32	27.38	56.00	28.62	
	4.926	28.00	0.45	28.45	56.00	27.55	
	15.718	46.95	0.70	47.65	60.00	12.35	
	18.622	40.99	0.82	41.81	60.00	18.19	
	0.188	32.17	0.20	32.37	54.11	21.74	AV
	0.317	20.38	0.23	20.61	49.80	29.19	
	1.262	16.07	0.32	16.39	46.00	29.61	
	4.926	15.34	0.45	15.79	46.00	30.21	
	15.718	40.76	0.70	41.46	50.00	8.54	
	18.622	34.09	0.82	34.91	50.00	15.09	

TEST ENGINEER: HUGH HUANG

EUT : LCD Monitor Temperature : 22°C

Model No. : E2350TV Humidity : 48%RH

Serial No. : E2009110701 Date of Test : Nov 10, 2009

Test Mode : D-Sub 1280*1024@75Hz Adapter : LCAP07F

Test Line	Frequency (MHz)	Meter Reading dB(μV)	Factor (dB)	Emission Level dB(μV)	Limits dB(μV)	Margin (dB)	Remark
Line	0.188	47.31	0.22	47.53	64.11	16.58	QP
	0.317	35.24	0.26	35.50	59.80	24.30	
	1.487	24.45	0.34	24.79	56.00	31.21	
	4.269	27.02	0.43	27.45	56.00	28.55	
	5.112	25.04	0.44	25.48	60.00	34.52	
	15.718	47.11	0.73	47.84	60.00	12.16	AV
	0.188	30.53	0.22	30.75	54.11	23.36	
	0.317	19.02	0.26	19.28	49.80	30.52	
	1.487	13.83	0.34	14.17	46.00	31.83	
	4.269	14.05	0.43	14.48	46.00	31.52	
5.112	10.31	0.44	10.75	50.00	39.25		
	15.718	40.31	0.73	41.04	50.00	8.96	
Neutral	0.188	47.46	0.20	47.66	64.11	16.45	QP
	0.317	35.64	0.23	35.87	59.80	23.93	
	0.505	27.49	0.26	27.75	56.00	28.25	
	4.361	24.49	0.43	24.92	56.00	31.08	
	5.005	21.78	0.45	22.23	60.00	37.77	
	16.486	46.60	0.73	47.33	60.00	12.67	
	0.188	30.95	0.20	31.15	54.11	22.96	AV
	0.317	20.82	0.23	21.05	49.80	28.75	
	0.505	12.76	0.26	13.02	46.00	32.98	
	4.361	11.58	0.43	12.01	46.00	33.99	
	5.005	6.00	0.45	6.45	50.00	43.55	
	16.486	40.17	0.73	40.90	50.00	9.10	

TEST ENGINEER: HUGH HUANG

EUT : LCD Monitor Temperature : 22°C
 Model No. : E2350TV Humidity : 48%RH
 Serial No. : E2009110701 Date of Test : Nov 10, 2009
 Test Mode : D-Sub 1680*1050@60Hz Adapter : LCAP07F

Test Line	Frequency (MHz)	Meter Reading dB(μV)	Factor (dB)	Emission Level dB(μV)	Limits dB(μV)	Margin (dB)	Remark
Line	0.190	49.19	0.22	49.41	64.02	14.61	QP
	0.317	36.21	0.26	36.47	59.80	23.33	
	1.487	25.31	0.34	25.65	56.00	30.35	
	4.269	28.98	0.43	29.41	56.00	26.59	
	5.058	30.03	0.44	30.47	60.00	29.53	
	16.226	46.55	0.75	47.30	60.00	12.70	
	0.190	34.88	0.22	35.10	54.02	18.92	AV
	0.317	19.75	0.26	20.01	49.80	29.79	
	1.487	14.83	0.34	15.17	46.00	30.83	
	4.269	17.12	0.43	17.55	46.00	28.45	
	5.058	16.02	0.44	16.46	50.00	33.54	
	16.226	40.77	0.75	41.52	50.00	8.48	
Neutral	0.188	48.43	0.20	48.63	64.11	15.48	QP
	0.317	36.77	0.23	37.00	59.80	22.80	
	1.296	27.03	0.32	27.35	56.00	28.65	
	4.269	30.94	0.43	31.37	56.00	24.63	
	5.112	28.25	0.45	28.70	60.00	31.30	
	15.226	45.50	0.67	46.17	60.00	13.83	
	0.188	32.03	0.20	32.23	54.11	21.88	AV
	0.317	20.62	0.23	20.85	49.80	28.95	
	1.296	15.51	0.32	15.83	46.00	30.17	
	4.269	17.86	0.43	18.29	46.00	27.71	
	5.112	13.25	0.45	13.70	50.00	36.30	
	15.226	38.91	0.67	39.58	50.00	10.42	

TEST ENGINEER: HUGH HUANG

EUT : LCD Monitor Temperature : 22°C
 Model No. : E2350TV Humidity : 48%RH
 Serial No. : E2009110701 Date of Test : Nov 10, 2009
 Test Mode : D-Sub 1920*1080@60Hz Adapter : LCAP07F

Test Line	Frequency (MHz)	Meter Reading dB(μV)	Factor (dB)	Emission Level dB(μV)	Limits dB(μV)	Margin (dB)	Remark
Line	0.188	47.93	0.22	48.15	64.11	15.96	QP
	0.313	34.18	0.25	34.43	59.88	25.45	
	0.567	22.71	0.28	22.99	56.00	33.01	
	1.487	25.21	0.34	25.55	56.00	30.45	
	4.926	29.63	0.44	30.07	56.00	25.93	
	16.486	46.99	0.76	47.75	60.00	12.25	
	0.188	31.65	0.22	31.87	54.11	22.24	AV
	0.313	15.05	0.25	15.30	49.88	34.58	
	0.567	15.65	0.28	15.93	46.00	30.07	
	1.487	14.44	0.34	14.78	46.00	31.22	
	4.926	12.91	0.44	13.35	46.00	32.65	
	16.486	40.88	0.76	41.64	50.00	8.36	
Neutral	0.188	47.86	0.20	48.06	64.11	16.05	QP
	0.317	35.85	0.23	36.08	59.80	23.72	
	1.296	26.61	0.32	26.93	56.00	29.07	
	4.224	30.86	0.43	31.29	56.00	24.71	
	5.112	29.43	0.45	29.88	60.00	30.12	
	15.885	47.01	0.71	47.72	60.00	12.28	
	0.188	30.86	0.20	31.06	54.11	23.05	AV
	0.317	20.53	0.23	20.76	49.80	29.04	
	1.296	14.45	0.32	14.77	46.00	31.23	
	4.224	17.75	0.43	18.18	46.00	27.82	
	5.112	14.35	0.45	14.80	50.00	35.20	
	15.885	40.24	0.71	40.95	50.00	9.05	

TEST ENGINEER: HUGH HUANG

EUT : LCD Monitor Temperature : 22°C
 Model No. : E2350TV Humidity : 48%RH
 Serial No. : E2009110701 Date of Test : Nov 10, 2009
 Test Mode : DVI 640*480@60Hz Adapter : LCAP07F

Test Line	Frequency (MHz)	Meter Reading dB(μV)	Factor (dB)	Emission Level dB(μV)	Limits dB(μV)	Margin (dB)	Remark
Line	0.188	43.78	0.22	44.00	64.11	20.11	QP
	0.313	30.71	0.25	30.96	59.88	28.92	
	1.487	25.11	0.34	25.45	56.00	30.55	
	4.926	33.10	0.44	33.54	56.00	22.46	
	16.226	45.97	0.75	46.72	60.00	13.28	
	19.224	39.21	0.87	40.08	60.00	19.92	
	AV	0.188	28.39	0.22	28.61	54.11	25.50
		0.313	16.43	0.25	16.68	49.88	33.20
		1.487	13.63	0.34	13.97	46.00	32.03
		4.926	19.15	0.44	19.59	46.00	26.41
16.226		39.07	0.75	39.82	50.00	10.18	
19.224		32.53	0.87	33.40	50.00	16.60	
Neutral	0.186	41.70	0.20	41.90	64.20	22.30	QP
	0.317	32.55	0.23	32.78	59.80	27.02	
	1.249	27.43	0.32	27.75	56.00	28.25	
	3.901	30.73	0.43	31.16	56.00	24.84	
	5.058	30.66	0.45	31.11	60.00	28.89	
	15.552	45.82	0.69	46.51	60.00	13.49	
	AV	0.186	24.09	0.20	24.29	54.20	29.91
		0.317	19.44	0.23	19.67	49.80	30.13
		1.249	16.56	0.32	16.88	46.00	29.12
		3.901	18.99	0.43	19.42	46.00	26.58
		5.058	14.76	0.45	15.21	50.00	34.79
		15.552	38.96	0.69	39.65	50.00	10.35

TEST ENGINEER: HUGH HUANG

EUT : LCD Monitor Temperature : 22°C
 Model No. : E2350TV Humidity : 48%RH
 Serial No. : E2009110701 Date of Test : Nov 10, 2009
 Test Mode : DVI 1280*1024@75Hz Adapter : LCAP07F

Test Line	Frequency (MHz)	Meter Reading dB(μV)	Factor (dB)	Emission Level dB(μV)	Limits dB(μV)	Margin (dB)	Remark
Line	0.188	43.52	0.22	43.74	64.11	20.37	QP
	0.313	29.94	0.25	30.19	59.88	29.69	
	1.487	26.16	0.34	26.50	56.00	29.50	
	4.361	32.20	0.43	32.63	56.00	23.37	
	5.221	29.42	0.44	29.86	60.00	30.14	
	15.885	46.51	0.74	47.25	60.00	12.75	
	0.188	27.77	0.22	27.99	54.11	26.12	AV
	0.313	11.82	0.25	12.07	49.88	37.81	
	1.487	15.05	0.34	15.39	46.00	30.61	
	4.361	17.30	0.43	17.73	46.00	28.27	
	5.221	16.25	0.44	16.69	50.00	33.31	
	15.885	39.24	0.74	39.98	50.00	10.02	
Neutral	0.188	43.15	0.20	43.35	64.11	20.76	QP
	0.313	30.70	0.23	30.93	59.88	28.95	
	0.953	28.70	0.30	29.00	56.00	27.00	
	4.574	33.28	0.45	33.73	56.00	22.27	
	5.005	30.19	0.45	30.64	60.00	29.36	
	16.226	45.61	0.72	46.33	60.00	13.67	
	0.188	27.67	0.20	27.87	54.11	26.24	AV
	0.313	15.03	0.23	15.26	49.88	34.62	
	0.953	16.36	0.30	16.66	46.00	29.34	
	4.574	16.38	0.45	16.83	46.00	29.17	
	5.005	13.13	0.45	13.58	50.00	36.42	
	16.226	38.75	0.72	39.47	50.00	10.53	

TEST ENGINEER: HUGH HUANG

EUT : LCD Monitor Temperature : 22°C
 Model No. : E2350TV Humidity : 48%RH
 Serial No. : E2009110701 Date of Test : Nov 10, 2009
 Test Mode : DVI 1680*1050@60Hz Adapter : LCAP07F

Test Line	Frequency (MHz)	Meter Reading dB(μV)	Factor (dB)	Emission Level dB(μV)	Limits dB(μV)	Margin (dB)	Remark
Line	0.188	43.59	0.22	43.81	64.11	20.30	QP
	0.313	30.06	0.25	30.31	59.88	29.57	
	1.487	26.08	0.34	26.42	56.00	29.58	
	4.874	32.96	0.44	33.40	56.00	22.60	
	15.718	46.08	0.73	46.81	60.00	13.19	
	19.326	43.33	0.87	44.20	60.00	15.80	
	0.188	28.16	0.22	28.38	54.11	25.73	AV
	0.313	12.23	0.25	12.48	49.88	37.40	
	1.487	14.93	0.34	15.27	46.00	30.73	
	4.874	18.72	0.44	19.16	46.00	26.84	
	15.718	39.40	0.73	40.13	50.00	9.87	
	19.326	33.64	0.87	34.51	50.00	15.49	
Neutral	0.188	43.28	0.20	43.48	64.11	20.63	QP
	0.317	32.50	0.23	32.73	59.80	27.07	
	0.953	28.66	0.30	28.96	56.00	27.04	
	4.549	33.73	0.45	34.18	56.00	21.82	
	5.005	29.95	0.45	30.40	60.00	29.60	
	16.055	45.83	0.71	46.54	60.00	13.46	
	0.188	28.14	0.20	28.34	54.11	25.77	AV
	0.317	19.08	0.23	19.31	49.80	30.49	
	0.953	16.03	0.30	16.33	46.00	29.67	
	4.549	16.86	0.45	17.31	46.00	28.69	
	5.005	16.39	0.45	16.84	50.00	33.16	
	16.055	38.81	0.71	39.52	50.00	10.48	

TEST ENGINEER: HUGH HUANG

EUT : LCD Monitor Temperature : 22°C
 Model No. : E2350TV Humidity : 48%RH
 Serial No. : E2009110701 Date of Test : Nov 10, 2009
 Test Mode : DVI 1920*1080@60Hz Adapter : LCAP07F

Test Line	Frequency (MHz)	Meter Reading dB(μV)	Factor (dB)	Emission Level dB(μV)	Limits dB(μV)	Margin (dB)	Remark
Line	0.188	43.78	0.22	44.00	64.11	20.11	QP
	0.313	30.41	0.25	30.66	59.88	29.22	
	1.487	25.94	0.34	26.28	56.00	29.72	
	4.549	32.76	0.44	33.20	56.00	22.80	
	5.058	33.54	0.44	33.98	60.00	26.02	
	15.885	46.20	0.74	46.94	60.00	13.06	
	0.188	28.35	0.22	28.57	54.11	25.54	AV
	0.313	12.73	0.25	12.98	49.88	36.90	
	1.487	14.90	0.34	15.24	46.00	30.76	
	4.549	19.69	0.44	20.13	46.00	25.87	
	5.058	17.73	0.44	18.17	50.00	31.83	
	15.885	39.31	0.74	40.05	50.00	9.95	
Neutral	0.188	43.21	0.20	43.41	64.11	20.70	QP
	0.313	30.82	0.23	31.05	59.88	28.83	
	1.282	27.66	0.32	27.98	56.00	28.02	
	4.574	30.49	0.45	30.94	56.00	25.06	
	5.058	30.01	0.45	30.46	60.00	29.54	
	16.226	45.82	0.72	46.54	60.00	13.46	
	0.188	28.27	0.20	28.47	54.11	25.64	AV
	0.313	15.20	0.23	15.43	49.88	34.45	
	1.282	17.60	0.32	17.92	46.00	28.08	
	4.574	14.98	0.45	15.43	46.00	30.57	
	5.058	15.04	0.45	15.49	50.00	34.51	
	16.226	38.39	0.72	39.11	50.00	10.89	

TEST ENGINEER: HUGH HUANG

EUT : LCD Monitor Temperature : 22°C
 Model No. : E2350TV Humidity : 48%RH
 Serial No. : E2009110701 Date of Test : Nov 10, 2009
 Test Mode : D-Sub 640*480@60Hz Adapter : FSP036-DGAA1

Test Line	Frequency (MHz)	Meter Reading dB(μV)	Factor (dB)	Emission Level dB(μV)	Limits dB(μV)	Margin (dB)	Remark
Line	0.182	47.86	0.22	48.08	64.42	16.34	QP
	0.242	40.37	0.24	40.61	62.04	21.43	
	0.661	36.57	0.27	36.84	56.00	19.16	
	1.032	36.35	0.30	36.65	56.00	19.35	
	6.878	33.33	0.47	33.80	60.00	26.20	
	8.323	33.30	0.48	33.78	60.00	26.22	
	0.182	30.15	0.22	30.37	54.42	24.05	AV
	0.242	21.35	0.24	21.59	52.04	30.45	
	0.661	19.74	0.27	20.01	46.00	25.99	
	1.032	22.51	0.30	22.81	46.00	23.19	
	6.878	21.68	0.47	22.15	50.00	27.85	
	8.323	21.14	0.48	21.62	50.00	28.38	
Neutral	0.183	47.77	0.20	47.97	64.33	16.36	QP
	0.242	40.09	0.22	40.31	62.04	21.73	
	0.665	32.61	0.27	32.88	56.00	23.12	
	2.285	31.89	0.38	32.27	56.00	23.73	
	6.186	29.67	0.46	30.13	60.00	29.87	
	8.323	30.11	0.49	30.60	60.00	29.40	
	0.183	34.47	0.20	34.67	54.33	19.66	AV
	0.242	23.98	0.22	24.20	52.04	27.84	
	0.665	18.32	0.27	18.59	46.00	27.41	
	2.285	18.42	0.38	18.80	46.00	27.20	
	6.186	14.65	0.46	15.11	50.00	34.89	
	8.323	20.27	0.49	20.76	50.00	29.24	

TEST ENGINEER: HUGH HUANG

EUT : LCD Monitor Temperature : 22°C
 Model No. : E2350TV Humidity : 48%RH
 Serial No. : E2009110701 Date of Test : Nov 10, 2009
 Test Mode : D-Sub 1280*1024@75Hz Adapter : FSP036-DGAA1

Test Line	Frequency (MHz)	Meter Reading dB(μV)	Factor (dB)	Emission Level dB(μV)	Limits dB(μV)	Margin (dB)	Remark
Line	0.182	48.17	0.22	48.39	64.42	16.03	QP
	0.484	35.97	0.29	36.26	56.27	20.01	
	0.621	36.46	0.28	36.74	56.00	19.26	
	1.070	36.81	0.30	37.11	56.00	18.89	
	6.285	33.84	0.45	34.29	60.00	25.71	
	8.323	34.39	0.48	34.87	60.00	25.13	
	0.182	30.83	0.22	31.05	54.42	23.37	AV
	0.484	22.89	0.29	23.18	46.27	23.09	
	0.621	22.11	0.28	22.39	46.00	23.61	
	1.070	17.79	0.30	18.09	46.00	27.91	
	6.285	21.08	0.45	21.53	50.00	28.47	
	8.323	22.34	0.48	22.82	50.00	27.18	
Neutral	0.180	47.12	0.20	47.32	64.50	17.18	QP
	0.244	40.19	0.22	40.41	61.95	21.54	
	0.244	23.02	0.22	23.24	61.95	38.71	
	0.661	32.90	0.27	33.17	56.00	22.83	
	2.285	32.00	0.38	32.38	56.00	23.62	
	5.277	30.53	0.45	30.98	60.00	29.02	
	8.729	30.45	0.50	30.95	60.00	29.05	AV
	0.180	22.42	0.20	22.62	54.50	31.88	
	0.661	13.86	0.27	14.13	46.00	31.87	
	2.285	18.94	0.38	19.32	46.00	26.68	
	5.277	15.11	0.45	15.56	50.00	34.44	
	8.729	17.98	0.50	18.48	50.00	31.52	

TEST ENGINEER: HUGH HUANG

EUT : LCD Monitor Temperature : 22°C
 Model No. : E2350TV Humidity : 48%RH
 Serial No. : E2009110701 Date of Test : Nov 10, 2009
 Test Mode : D-Sub 1680*1050@60Hz Adapter : FSP036-DGAA1

Test Line	Frequency (MHz)	Meter Reading dB(μV)	Factor (dB)	Emission Level dB(μV)	Limits dB(μV)	Margin (dB)	Remark
Line	0.182	47.91	0.22	48.13	64.42	16.29	QP
	0.242	40.40	0.24	40.64	62.04	21.40	
	0.679	36.60	0.27	36.87	56.00	19.13	
	1.032	36.23	0.30	36.53	56.00	19.47	
	8.148	34.94	0.48	35.42	60.00	24.58	
	11.933	28.66	0.58	29.24	60.00	30.76	
	0.182	30.50	0.22	30.72	54.42	23.70	AV
	0.242	22.47	0.24	22.71	52.04	29.33	
	0.679	21.53	0.27	21.80	46.00	24.20	
	1.032	23.18	0.30	23.48	46.00	22.52	
	8.148	21.71	0.48	22.19	50.00	27.81	
	11.933	19.51	0.58	20.09	50.00	29.91	
Neutral	0.182	47.92	0.20	48.12	64.42	16.30	QP
	0.242	40.04	0.22	40.26	62.04	21.78	
	0.665	32.50	0.27	32.77	56.00	23.23	
	2.285	31.71	0.38	32.09	56.00	23.91	
	6.878	30.75	0.48	31.23	60.00	28.77	
	8.323	29.41	0.49	29.90	60.00	30.10	
	0.182	31.23	0.20	31.43	54.42	22.99	AV
	0.242	22.02	0.22	22.24	52.04	29.80	
	0.665	16.57	0.27	16.84	46.00	29.16	
	2.285	20.22	0.38	20.60	46.00	25.40	
	6.878	18.36	0.48	18.84	50.00	31.16	
	8.323	20.42	0.49	20.91	50.00	29.09	

TEST ENGINEER: HUGH HUANG

EUT : LCD Monitor Temperature : 22°C
 Model No. : E2350TV Humidity : 48%RH
 Serial No. : E2009110701 Date of Test : Nov 10, 2009
 Test Mode : D-Sub 1920*1080@60Hz Adapter : FSP036-DGAA1

Test Line	Frequency (MHz)	Meter Reading dB(μV)	Factor (dB)	Emission Level dB(μV)	Limits dB(μV)	Margin (dB)	Remark
Line	0.182	47.92	0.22	48.14	64.42	16.28	QP
	0.242	40.45	0.24	40.69	62.04	21.35	
	0.679	37.93	0.27	38.20	56.00	17.80	
	1.032	36.37	0.30	36.67	56.00	19.33	
	6.878	32.30	0.47	32.77	60.00	27.23	
	8.323	32.22	0.48	32.70	60.00	27.30	
	0.182	27.56	0.22	27.78	54.42	26.64	AV
	0.242	23.09	0.24	23.33	52.04	28.71	
	0.679	22.51	0.27	22.78	46.00	23.22	
	1.032	23.64	0.30	23.94	46.00	22.06	
	6.878	21.22	0.47	21.69	50.00	28.31	
	8.323	22.37	0.48	22.85	50.00	27.15	
Neutral	0.182	47.99	0.20	48.19	64.42	16.23	QP
	0.242	40.14	0.22	40.36	62.04	21.68	
	0.679	32.75	0.27	33.02	56.00	22.98	
	2.012	31.30	0.36	31.66	56.00	24.34	
	7.100	30.36	0.48	30.84	60.00	29.16	
	8.916	29.81	0.50	30.31	60.00	29.69	
	0.182	30.60	0.20	30.80	54.42	23.62	AV
	0.242	21.04	0.22	21.26	52.04	30.78	
	0.679	17.68	0.27	17.95	46.00	28.05	
	2.012	18.69	0.36	19.05	46.00	26.95	
	7.100	19.41	0.48	19.89	50.00	30.11	
	8.916	19.15	0.50	19.65	50.00	30.35	

TEST ENGINEER: HUGH HUANG

EUT : LCD Monitor Temperature : 22°C
 Model No. : E2350TV Humidity : 48%RH
 Serial No. : E2009110701 Date of Test : Nov 10, 2009
 Test Mode : DVI 640*480@60Hz Adapter : FSP036-DGAA1

Test Line	Frequency (MHz)	Meter Reading dB(μV)	Factor (dB)	Emission Level dB(μV)	Limits dB(μV)	Margin (dB)	Remark
Line	0.183	49.10	0.22	49.32	64.33	15.01	QP
	0.300	34.71	0.25	34.96	60.24	25.28	
	1.310	34.82	0.32	35.14	56.00	20.86	
	1.568	33.63	0.34	33.97	56.00	22.03	
	6.698	31.50	0.47	31.97	60.00	28.03	
	11.198	28.82	0.55	29.37	60.00	30.63	
	0.183	33.16	0.22	33.38	54.33	20.95	AV
	0.300	16.69	0.25	16.94	50.24	33.30	
	1.310	21.72	0.32	22.04	46.00	23.96	
	1.568	21.08	0.34	21.42	46.00	24.58	
	6.698	22.96	0.47	23.43	50.00	26.57	
	11.198	20.60	0.55	21.15	50.00	28.85	
Neutral	0.182	49.05	0.20	49.25	64.42	15.17	QP
	0.300	34.04	0.23	34.27	60.24	25.97	
	0.672	32.71	0.27	32.98	56.00	23.02	
	2.554	31.22	0.39	31.61	56.00	24.39	
	5.166	24.69	0.45	25.14	60.00	34.86	
	11.933	25.97	0.57	26.54	60.00	33.46	
	0.182	31.15	0.20	31.35	54.42	23.07	AV
	0.300	12.96	0.23	13.19	50.24	37.05	
	0.672	18.53	0.27	18.80	46.00	27.20	
	2.554	20.11	0.39	20.50	46.00	25.50	
	5.166	14.88	0.45	15.33	50.00	34.67	
	11.933	18.94	0.57	19.51	50.00	30.49	

TEST ENGINEER: HUGH HUANG

EUT : LCD Monitor Temperature : 22°C
 Model No. : E2350TV Humidity : 48%RH
 Serial No. : E2009110701 Date of Test : Nov 10, 2009
 Test Mode : DVI 1280*1024@75Hz Adapter : FSP036-DGAA1

Test Line	Frequency (MHz)	Meter Reading dB(μV)	Factor (dB)	Emission Level dB(μV)	Limits dB(μV)	Margin (dB)	Remark
Line	0.182	50.12	0.22	50.34	64.42	14.08	QP
	0.303	37.58	0.25	37.83	60.15	22.32	
	1.310	34.44	0.32	34.76	56.00	21.24	
	1.568	33.09	0.34	33.43	56.00	22.57	
	7.100	29.99	0.47	30.46	60.00	29.54	
	10.676	27.04	0.52	27.56	60.00	32.44	
	0.182	33.02	0.22	33.24	54.42	21.18	AV
	0.303	21.55	0.25	21.80	50.15	28.35	
	1.310	21.91	0.32	22.23	46.00	23.77	
	1.568	21.14	0.34	21.48	46.00	24.52	
	7.100	21.26	0.47	21.73	50.00	28.27	
	10.676	18.23	0.52	18.75	50.00	31.25	
Neutral	0.182	49.95	0.20	50.15	64.42	14.27	QP
	0.300	34.49	0.23	34.72	60.24	25.52	
	1.021	27.65	0.30	27.95	56.00	28.05	
	2.554	30.59	0.39	30.98	56.00	25.02	
	5.166	25.45	0.45	25.90	60.00	34.10	
	10.452	24.54	0.53	25.07	60.00	34.93	
	0.182	31.97	0.20	32.17	54.42	22.25	AV
	0.300	13.75	0.23	13.98	50.24	36.26	
	1.021	15.32	0.30	15.62	46.00	30.38	
	2.554	20.05	0.39	20.44	46.00	25.56	
	5.166	15.18	0.45	15.63	50.00	34.37	
	10.452	16.46	0.53	16.99	50.00	33.01	

TEST ENGINEER: HUGH HUANG

EUT : LCD Monitor Temperature : 22°C
 Model No. : E2350TV Humidity : 48%RH
 Serial No. : E2009110701 Date of Test : Nov 10, 2009
 Test Mode : DVI 1680*1050@60Hz Adapter : FSP036-DGAA1

Test Line	Frequency (MHz)	Meter Reading dB(μV)	Factor (dB)	Emission Level dB(μV)	Limits dB(μV)	Margin (dB)	Remark
Line	0.180	47.81	0.22	48.03	64.50	16.47	QP
	0.300	34.97	0.25	35.22	60.24	25.02	
	1.310	34.65	0.32	34.97	56.00	21.03	
	1.568	33.38	0.34	33.72	56.00	22.28	
	7.100	29.66	0.47	30.13	60.00	29.87	
	11.198	29.11	0.55	29.66	60.00	30.34	
	AV	0.180	29.16	0.22	29.38	54.50	25.12
		0.300	16.81	0.25	17.06	50.24	33.18
		1.310	21.65	0.32	21.97	46.00	24.03
		1.568	20.92	0.34	21.26	46.00	24.74
		7.100	21.00	0.47	21.47	50.00	28.53
		11.198	20.68	0.55	21.23	50.00	28.77
Neutral	0.182	49.23	0.20	49.43	64.42	14.99	QP
	0.300	33.80	0.23	34.03	60.24	26.21	
	1.310	29.11	0.32	29.43	56.00	26.57	
	2.110	30.30	0.36	30.66	56.00	25.34	
	7.100	27.60	0.48	28.08	60.00	31.92	
	11.198	26.01	0.56	26.57	60.00	33.43	
	AV	0.182	30.75	0.20	30.95	54.42	23.47
		0.300	12.08	0.23	12.31	50.24	37.93
		1.310	14.66	0.32	14.98	46.00	31.02
		2.110	18.58	0.36	18.94	46.00	27.06
		7.100	19.34	0.48	19.82	50.00	30.18
		11.198	17.50	0.56	18.06	50.00	31.94

TEST ENGINEER: HUGH HUANG

EUT : LCD Monitor Temperature : 22°C
 Model No. : E2350TV Humidity : 48%RH
 Serial No. : E2009110701 Date of Test : Nov 10, 2009
 Test Mode : DVI 1920*1080@60Hz Adapter : FSP036-DGAA1

Test Line	Frequency (MHz)	Meter Reading dB(μV)	Factor (dB)	Emission Level dB(μV)	Limits dB(μV)	Margin (dB)	Remark
Line	0.183	49.69	0.22	49.91	64.33	14.42	QP
	0.303	37.16	0.25	37.41	60.15	22.74	
	1.310	34.59	0.32	34.91	56.00	21.09	
	1.585	33.92	0.34	34.26	56.00	21.74	
	5.653	28.98	0.45	29.43	60.00	30.57	
	10.452	27.38	0.51	27.89	60.00	32.11	
	0.183	33.49	0.22	33.71	54.33	20.62	AV
	0.303	20.98	0.25	21.23	50.15	28.92	
	1.310	21.81	0.32	22.13	46.00	23.87	
	1.585	21.45	0.34	21.79	46.00	24.21	
	5.653	18.61	0.45	19.06	50.00	30.94	
	10.452	18.68	0.51	19.19	50.00	30.81	
Neutral	0.182	49.73	0.20	49.93	64.42	14.49	QP
	0.303	36.43	0.23	36.66	60.15	23.49	
	1.310	28.93	0.32	29.25	56.00	26.75	
	2.554	30.77	0.39	31.16	56.00	24.84	
	5.362	25.01	0.45	25.46	60.00	34.54	
	11.933	26.51	0.57	27.08	60.00	32.92	
	0.182	30.48	0.20	30.68	54.42	23.74	AV
	0.303	16.49	0.23	16.72	50.15	33.43	
	1.310	14.59	0.32	14.91	46.00	31.09	
	2.554	20.30	0.39	20.69	46.00	25.31	
	5.362	14.38	0.45	14.83	50.00	35.17	
	11.933	18.76	0.57	19.33	50.00	30.67	

TEST ENGINEER: HUGH HUANG

4 RADIATED EMISSION TEST

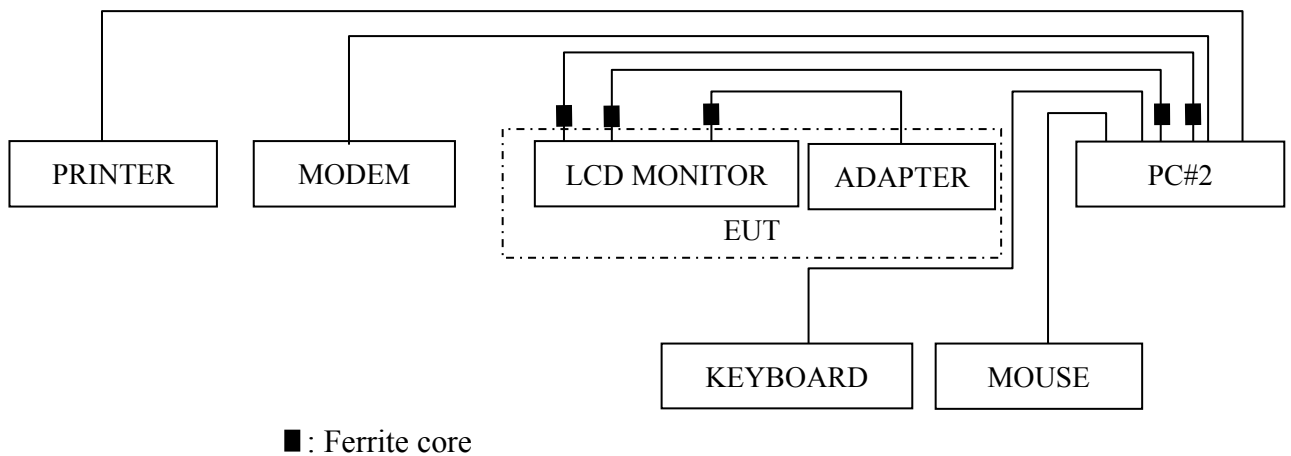
4.1 Test Equipment

The following test equipments are used during the radiated emission test in a semi-anechoic chamber:

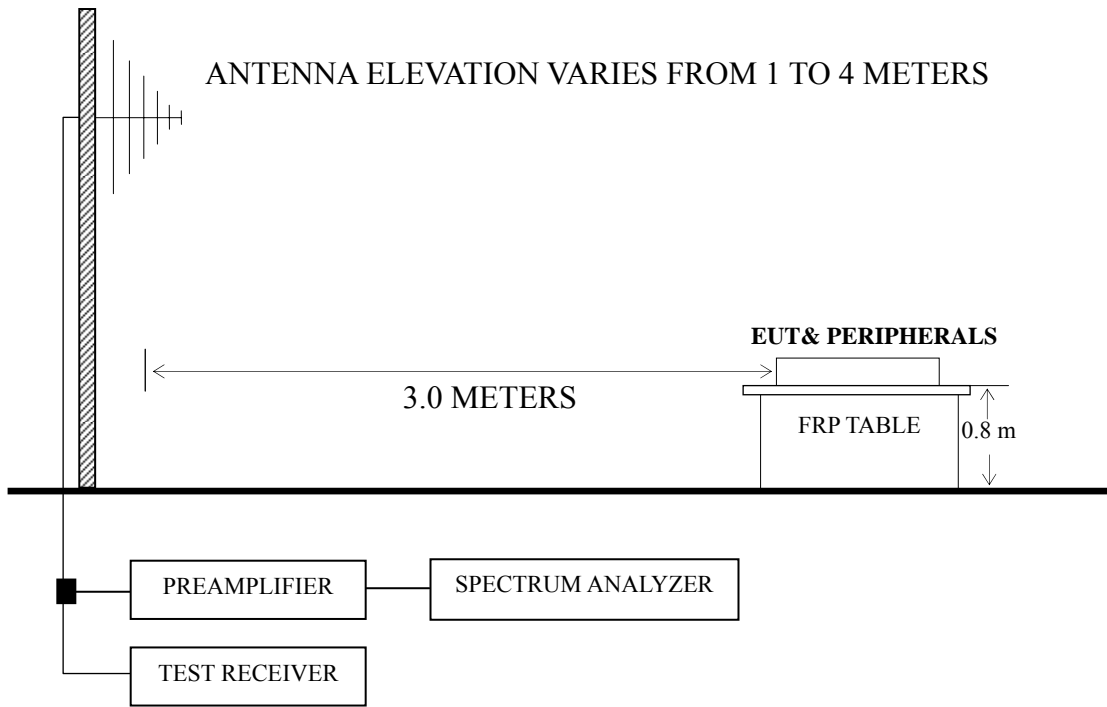
Item	Type	Manufacturer	Model No.	Serial No.	Last Cal.	Next Cal.
1.	Test Receiver	R&S	ESVS10	844594/001	Mar 07, 2009	Mar 07, 2010
2.	Preamplifier	Agilent	8447D	2944A10548	Sep 19, 2009	Mar 19, 2010
3.	Preamplifier	HP	8449B	3008A00864	Apr 29, 2009	Apr 29, 2010
4.	Bi-log Antenna	TESEQ	CBL6112D	23193	May 14, 2008	May 14, 2010
5.	Spectrum	Agilent	E7405A	MY45106600	May 19, 2009	May 19, 2010
6.	Software	Audix	E3	SET00200 9912M295-2	--	--

4.2 Block Diagram of Test Setup

4.2.1 EUT and Peripherals



4.2.2 Radiated emission test setup



■ : 50 ohm Coaxial Switch

4.3 Radiated Emission Limit [FCC Part 15 Subpart B 15.109(a)]

Frequency (MHz)	Distance (m)	Field strength limits	
		($\mu\text{V/m}$)	dB ($\mu\text{V/m}$)
30 ~ 88	3	100	40.0
88 ~ 216	3	150	43.5
216 ~ 960	3	200	46.0
Above 960	3	500	54.0

NOTE 1 - Emission Level dB ($\mu\text{V/m}$) = 20 log Emission Level ($\mu\text{V/m}$)

NOTE 2 - The tighter limit applies at the band edges.

NOTE 3 - Distance refers to the distance in meters between the measuring instrument antenna and the closed point of any part of the device or system.

NOTE 4 - The limits shown are based on Quasi-peak value detector below or equal to 1GHz and Average value detector above 1GHz.

NOTE 5 - Above 1 GHz, the limit on peak emission is 20 dB above the maximum permitted average emission limit applicable to the EUT.

4.4 Test Configuration

The configuration of the EUT and peripherals are same as those used in conducted emission test.

Please refer to Sec.3.4.

4.5 Operating Condition of EUT

Same as conducted emission test which is listed in Sec.3.5, except for the test setup replaced by Sec.4.2.

4.6 Test Procedures

The EUT and peripherals were placed on a FRP turntable that is 0.8 meter above ground. The FRP turntable rotated 360 degrees to determine the position of the maximum emission level. The EUT was set 3 meters away from the receiving antenna, which was mounted on an antenna tower. Broadband antenna (Calibrated Bilog Antenna) was used as receiving antenna. The antenna moved up and down between 1 meter and 4 meters to find out the maximum emission level. Both horizontal and vertical polarizations of the antenna were set on measurement. In order to find the maximum emission, all of the interference cables were manipulated according to ANSI C63.4:2003 requirements during radiated emission test.

The bandwidth of Test Receiver R&S ESVS10 was set at 120 kHz

The frequency range from 30 MHz to 1000MHz was checked for all test modes.

The frequency range from 1 GHz to 2 GHz was checked for D-Sub/DVI 1280*1024@75Hz, D-Sub/DVI 1680*1050@60Hz and D-Sub/DVI 1920*1080@60Hz modes.

The test modes were done on radiated disturbance test and all the test results are listed in Sec.4.7.

4.7 Test Results

<PASS>

The frequency and amplitude of the highest radiated emission relative the limit is reported. All the emissions not reported below are too low against the FCC limit.

Adapter	Test Mode	Data Page
LCAP07F	D-Sub 640*480@60Hz	P33
	D-Sub 1280*1024@75Hz	P34
	D-Sub 1680*1050@60Hz	P35
	D-Sub 1920*1080@60Hz	P36
	DVI 640*480@60Hz	P37
	DVI 1280*1024@75Hz	P38
	DVI 1680*1050@60Hz	P39
	DVI 1920*1080@60Hz	P40
FSP036-DGAA1	D-Sub 640*480@60Hz	P41
	D-Sub 1280*1024@75Hz	P42
	D-Sub 1680*1050@60Hz	P43
	D-Sub 1920*1080@60Hz	P44
	DVI 640*480@60Hz	P45
	DVI 1280*1024@75Hz	P46
	DVI 1680*1050@60Hz	P47
	DVI 1920*1080@60Hz	P48

NOTE 1 – **The bold test mode** listed above means the worst test mode.

NOTE 2 – Emission Level = Antenna Factor + Cable Loss + Meter Reading.(< 1GHz)

NOTE 3 – Emission Level = Antenna Factor + Cable Loss – Preamp Factor + Meter Reading.(> 1GHz)

NOTE 4 – The emission levels that are 20dB below the official limit are not reported.

NOTE 5 – 0° was the table front facing the antenna. Degree is calculated from 0° clockwise facing the antenna.

NOTE 6 – The worst case is for DVI 1280*1024@75Hz test mode (Adapter: FSP036-DGAA1). The worst emission at horizontal polarization was detected at 809.880 MHz with corrected signal level of 39.56 dB (µV/m) (limit is 46.00dB (µV/m)), when the antenna was 1.00 m height and the turntable was at 170°. The worst emission at vertical polarization was detected at 134.760MHz with corrected signal level of 39.33 dB (µV/m) (limit is 43.50 dB (µV/m)), when the antenna was 1.00 m height and the turntable was at 45°.

EUT : LCD Monitor Temperature : 22°C

Model No. : E2350TV Humidity : 60%RH

Serial No. : E2009110701 Date of Test : Nov 16, 2009

Test Mode : D-Sub 640*480@60Hz Adapter : LCAP07F

Polarization	Frequency (MHz)	Meter Reading dB (μV)	Antenna Factor (dB/m)	Cable Loss (dB)	Emission Level dB (μV/m)	Limits dB (μV/m)	Margin (dB)
Horizontal	52.310	11.58	8.41	0.77	20.76	40.00	19.24
	94.020	10.46	10.27	1.01	21.74	43.50	21.76
	163.860	23.71	10.40	1.31	35.42	43.50	8.08
	310.330	14.53	14.17	1.80	30.50	46.00	15.50
	475.230	12.39	17.60	2.22	32.21	46.00	13.79
	727.430	12.25	19.97	2.75	34.97	46.00	11.03
Vertical	49.400	19.51	9.16	0.76	29.43	40.00	10.57
	95.960	18.15	10.70	1.01	29.86	43.50	13.64
	164.830	21.04	10.35	1.31	32.70	43.50	10.80
	310.330	19.62	14.17	1.80	35.59	46.00	10.41
	432.550	18.54	16.95	2.12	37.61	46.00	8.39
	726.460	6.34	19.97	2.74	29.05	46.00	16.95

TEST ENGINEER: RAVEN JIN

EUT : LCD Monitor Temperature : 22°C
 Model No. : E2350TV Humidity : 60%RH
 Serial No. : E2009110701 Date of Test : Nov 16, 2009
 Test Mode : D-Sub 1280*1024@75Hz Adapter : LCAP07F

Polarization	Frequency (MHz)	Meter Reading dB (μV)	Antenna Factor (dB/m)	Cable Loss (dB)	Preamplifier Factor (dB)	Emission Level dB (μV/m)	Limits dB (μV/m)	Margin (dB)	Remark
Horizontal	52.310	12.90	8.41	0.77	--	22.08	40.00	17.92	QP
	90.140	15.96	9.40	1.01	--	26.37	43.50	17.13	
	164.830	25.39	10.35	1.31	--	37.05	43.50	6.45	
	224.970	20.63	11.89	1.55	--	34.07	46.00	11.93	
	432.550	13.74	16.95	2.12	--	32.81	46.00	13.19	
	755.560	6.80	20.27	2.80	--	29.87	46.00	16.13	PK
	1011.000	40.69	22.49	3.73	34.10	32.81	74.00	41.19	
	1157.000	43.37	23.48	4.10	34.11	36.84	74.00	37.16	
	1275.000	43.29	24.32	4.35	34.13	37.83	74.00	36.17	
	1572.000	44.61	26.26	4.95	34.16	41.66	74.00	32.34	
	1846.000	42.40	27.17	5.45	34.19	40.83	74.00	33.17	
1948.000	42.86	27.81	5.55	34.20	42.02	74.00	31.98		
Vertical	44.550	23.35	11.38	0.71	--	35.44	40.00	4.56	QP
	90.140	24.93	9.40	1.01	--	35.34	43.50	8.16	
	164.830	21.99	10.35	1.31	--	33.65	43.50	9.85	
	350.100	16.17	15.33	1.88	--	33.38	46.00	12.62	
	432.550	19.83	16.95	2.12	--	38.90	46.00	7.10	
	840.920	3.26	21.12	2.95	--	27.33	46.00	18.67	PK
	1058.000	43.80	22.79	3.85	34.10	36.34	74.00	37.66	
	1255.000	48.77	24.14	4.31	34.12	43.10	74.00	30.90	
	1461.000	48.18	25.56	4.73	34.14	44.33	74.00	29.67	
	1564.000	45.43	26.19	4.93	34.16	42.39	74.00	31.61	
	1857.000	45.48	27.21	5.46	34.19	43.96	74.00	30.04	
1963.000	44.12	27.91	5.56	34.20	43.39	74.00	30.61		

TEST ENGINEER: RAVEN JIN

EUT : LCD Monitor Temperature : 22°C
 Model No. : E2350TV Humidity : 60%RH
 Serial No. : E2009110701 Date of Test : Nov 16, 2009
 Test Mode : D-Sub 1680*1050@60Hz Adapter : LCAP07F

Polarization	Frequency (MHz)	Meter Reading dB (µV)	Antenna Factor (dB/m)	Cable Loss (dB)	Preamplifier Factor (dB)	Emission Level dB (µV/m)	Limits dB (µV/m)	Margin (dB)	Remark
Horizontal	49.400	18.19	9.16	0.76	--	28.11	40.00	11.89	QP
	97.900	15.39	11.11	1.02	--	27.52	43.50	15.98	
	164.830	24.08	10.35	1.31	--	35.74	43.50	7.76	
	211.390	19.47	11.22	1.48	--	32.17	43.50	11.33	
	474.260	11.92	17.57	2.20	--	31.69	46.00	14.31	
	890.390	11.03	21.60	3.03	--	35.66	46.00	10.34	
	1076.000	43.61	22.92	3.89	34.11	36.31	74.00	37.69	PK
	1274.000	52.15	24.32	4.35	34.13	46.69	74.00	27.31	
	1498.000	46.50	25.80	4.80	34.15	42.95	74.00	31.05	
	1607.000	42.90	26.42	5.01	34.16	40.17	74.00	33.83	
	1860.000	46.82	27.26	5.46	34.19	45.35	74.00	28.65	
1944.000	42.33	27.76	5.55	34.20	41.44	74.00	32.56		
Vertical	49.400	24.86	9.16	0.76	--	34.78	40.00	5.22	QP
	97.900	22.91	11.11	1.02	--	35.04	43.50	8.46	
	162.890	20.91	10.42	1.31	--	32.64	43.50	10.86	
	211.390	19.37	11.22	1.48	--	32.07	43.50	11.43	
	432.550	18.05	16.95	2.12	--	37.12	46.00	8.88	
	882.630	7.33	21.53	3.03	--	31.89	46.00	14.11	
	1099.000	44.05	23.08	3.96	34.11	36.98	74.00	37.02	PK
	1278.000	50.14	24.32	4.36	34.13	44.69	74.00	29.31	
	1421.000	50.72	25.34	4.65	34.14	46.57	74.00	27.43	
	1629.000	47.07	26.47	5.05	34.16	44.43	74.00	29.57	
	1752.000	47.80	26.78	5.30	34.18	45.70	74.00	28.30	
1900.000	43.40	27.50	5.50	34.19	42.21	74.00	31.79		

TEST ENGINEER: RAVEN JIN

EUT : LCD Monitor Temperature : 22°C

Model No. : E2350TV Humidity : 60%RH

Serial No. : E2009110701 Date of Test : Nov 16, 2009

Test Mode : D-Sub 1920*1080@60Hz Adapter : LCAP07F

Polarization	Frequency (MHz)	Meter Reading dB (µV)	Antenna Factor (dB/m)	Cable Loss (dB)	Preamp Factor (dB)	Emission Level dB (µV/m)	Limits dB (µV/m)	Margin (dB)	Remark
Horizontal	45.520	12.29	10.94	0.72	--	23.95	40.00	16.05	QP
	93.050	15.21	10.09	1.01	--	26.31	43.50	17.19	
	154.160	25.31	10.94	1.27	--	37.52	43.50	5.98	
	231.760	19.95	12.20	1.57	--	33.72	46.00	12.28	
	500.450	11.47	17.90	2.27	--	31.64	46.00	14.36	
	720.640	12.14	19.91	2.69	--	34.74	46.00	11.26	
	1011.000	40.69	22.49	3.73	34.10	32.81	74.00	41.19	PK
	1145.000	43.48	23.39	4.08	34.11	36.84	74.00	37.16	
	1279.000	43.24	24.36	4.36	34.13	37.83	74.00	36.17	
	1572.000	44.61	26.26	4.95	34.16	41.66	74.00	32.34	
	1846.000	42.40	27.17	5.45	34.19	40.83	74.00	33.17	
1948.000	42.86	27.81	5.55	34.20	42.02	74.00	31.98		
Vertical	45.520	23.25	10.94	0.72	--	34.91	40.00	5.09	QP
	93.050	23.78	10.09	1.01	--	34.88	43.50	8.62	
	154.160	25.25	10.94	1.27	--	37.46	43.50	6.04	
	200.720	21.61	10.74	1.43	--	33.78	43.50	9.72	
	432.550	17.50	16.95	2.12	--	36.57	46.00	9.43	
	720.640	7.35	19.91	2.69	--	29.95	46.00	16.05	
	1058.000	43.80	22.79	3.85	34.10	36.34	74.00	37.66	PK
	1255.000	48.77	24.14	4.31	34.12	43.10	74.00	30.90	
	1461.000	48.18	25.56	4.73	34.14	44.33	74.00	29.67	
	1564.000	45.43	26.19	4.93	34.16	42.39	74.00	31.61	
	1857.000	45.48	27.21	5.46	34.19	43.96	74.00	30.04	
1963.000	44.12	27.91	5.56	34.20	43.39	74.00	30.61		

TEST ENGINEER: RAVEN JIN

EUT : LCD Monitor Temperature : 22°C

Model No. : E2350TV Humidity : 60%RH

Serial No. : E2009110701 Date of Test : Nov 16, 2009

Test Mode : DVI 640*480@60Hz Adapter : LCAP07F

Polarization	Frequency (MHz)	Meter Reading dB (µV)	Antenna Factor (dB/m)	Cable Loss (dB)	Emission Level dB (µV/m)	Limits dB (µV/m)	Margin (dB)
Horizontal	49.400	11.37	9.16	0.76	21.29	40.00	18.71
	94.020	10.86	10.27	1.01	22.14	43.50	21.36
	164.830	23.26	10.35	1.31	34.92	43.50	8.58
	222.060	17.77	11.75	1.50	31.02	46.00	14.98
	437.400	14.50	17.03	2.12	33.65	46.00	12.35
	726.460	14.41	19.97	2.74	37.12	46.00	8.88
Vertical	49.400	19.65	9.16	0.76	29.57	40.00	10.43
	94.020	18.76	10.27	1.01	30.04	43.50	13.46
	165.800	18.26	10.33	1.31	29.90	43.50	13.60
	312.270	18.31	14.24	1.80	34.35	46.00	11.65
	436.430	18.22	17.03	2.12	37.37	46.00	8.63
	881.660	10.29	21.53	3.02	34.84	46.00	11.16

TEST ENGINEER: RAVEN JIN

EUT : LCD Monitor Temperature : 22°C

Model No. : E2350TV Humidity : 60%RH

Serial No. : E2009110701 Date of Test : Nov 16, 2009

Test Mode : DVI 1280*1024@75Hz Adapter : LCAP07F

Polarization	Frequency (MHz)	Meter Reading dB (µV)	Antenna Factor (dB/m)	Cable Loss (dB)	Preamplifier Factor (dB)	Emission Level dB (µV/m)	Limits dB (µV/m)	Margin (dB)	Remark
Horizontal	52.310	13.59	8.41	0.77	--	22.77	40.00	17.23	QP
	94.990	12.60	10.45	1.01	--	24.06	43.50	19.44	
	164.830	25.38	10.35	1.31	--	37.04	43.50	6.46	
	200.720	19.72	10.74	1.43	--	31.89	43.50	11.61	
	540.220	15.69	18.42	2.35	--	36.46	46.00	9.54	
	809.880	9.71	20.80	2.87	--	33.38	46.00	12.62	PK
	1076.000	43.61	22.92	3.89	34.11	36.31	74.00	37.69	
	1262.000	51.93	24.19	4.33	34.12	46.33	74.00	27.67	
	1498.000	46.50	25.80	4.80	34.15	42.95	74.00	31.05	
	1607.000	42.90	26.42	5.01	34.16	40.17	74.00	33.83	
	1860.000	46.82	27.26	5.46	34.19	45.35	74.00	28.65	
1944.000	42.33	27.76	5.55	34.20	41.44	74.00	32.56		
Vertical	50.370	20.08	8.85	0.76	--	29.69	40.00	10.31	QP
	94.990	18.63	10.45	1.01	--	30.09	43.50	13.41	
	165.800	19.93	10.33	1.31	--	31.57	43.50	11.93	
	206.540	19.80	10.97	1.48	--	32.25	43.50	11.25	
	405.390	18.91	16.57	2.04	--	37.52	46.00	8.48	
	809.880	12.48	20.80	2.87	--	36.15	46.00	9.85	PK
	1099.000	44.05	23.08	3.96	34.11	36.98	74.00	37.02	
	1278.000	48.14	24.32	4.36	34.13	42.69	74.00	31.31	
	1424.000	51.34	25.34	4.65	34.14	47.19	74.00	26.81	
	1629.000	47.07	26.47	5.05	34.16	44.43	74.00	29.57	
	1752.000	47.80	26.78	5.30	34.18	45.70	74.00	28.30	
1900.000	43.40	27.50	5.50	34.19	42.21	74.00	31.79		

TEST ENGINEER: RAVEN JIN

EUT : LCD Monitor Temperature : 22°C

Model No. : E2350TV Humidity : 60%RH

Serial No. : E2009110701 Date of Test : Nov 16, 2009

Test Mode : DVI 1680*1050@60Hz Adapter : LCAP07F

Polarization	Frequency (MHz)	Meter Reading dB (µV)	Antenna Factor (dB/m)	Cable Loss (dB)	Preamp Factor (dB)	Emission Level dB (µV/m)	Limits dB (µV/m)	Margin (dB)	Remark
Horizontal	50.370	11.17	8.85	0.76	--	20.78	40.00	19.22	QP
	83.350	13.68	8.30	0.98	--	22.96	40.00	17.04	
	164.830	23.30	10.35	1.31	--	34.96	43.50	8.54	
	199.750	20.17	10.67	1.44	--	32.28	43.50	11.22	
	584.840	11.68	19.03	2.44	--	33.15	46.00	12.85	
	877.780	16.12	21.49	3.01	--	40.62	46.00	5.38	PK
	1011.000	42.69	22.49	3.73	34.10	34.81	74.00	39.19	
	1157.000	45.37	23.48	4.10	34.11	38.84	74.00	35.16	
	1255.000	49.47	24.14	4.31	34.12	43.80	74.00	30.20	
	1572.000	46.61	26.26	4.95	34.16	43.66	74.00	30.34	
	1846.000	44.40	27.17	5.45	34.19	42.83	74.00	31.17	
1948.000	44.86	27.81	5.55	34.20	44.02	74.00	29.98		
Vertical	50.370	20.73	8.85	0.76	--	30.34	40.00	9.66	QP
	94.990	18.67	10.45	1.01	--	30.13	43.50	13.37	
	165.800	19.30	10.33	1.31	--	30.94	43.50	12.56	
	311.300	16.92	14.21	1.80	--	32.93	46.00	13.07	
	435.460	17.78	17.00	2.12	--	36.90	46.00	9.10	
	731.310	16.19	20.00	2.74	--	38.93	46.00	7.07	PK
	1058.000	46.80	22.79	3.85	34.10	39.34	74.00	34.66	
	1253.000	50.92	24.14	4.31	34.12	45.25	74.00	28.75	
	1461.000	50.18	25.56	4.73	34.14	46.33	74.00	27.67	
	1564.000	47.43	26.19	4.93	34.16	44.39	74.00	29.61	
	1857.000	48.48	27.21	5.46	34.19	46.96	74.00	27.04	
1963.000	47.12	27.91	5.56	34.20	46.39	74.00	27.61		

TEST ENGINEER: RAVEN JIN

EUT : LCD Monitor Temperature : 22°C

Model No. : E2350TV Humidity : 60%RH

Serial No. : E2009110701 Date of Test : Nov 16, 2009

Test Mode : DVI 1920*1080@60Hz Adapter : LCAP07F

Polarization	Frequency (MHz)	Meter Reading dB (µV)	Antenna Factor (dB/m)	Cable Loss (dB)	Preamplifier Factor (dB)	Emission Level dB (µV/m)	Limits dB (µV/m)	Margin (dB)	Remark
Horizontal	52.310	11.93	8.41	0.77	--	21.11	40.00	18.89	QP
	94.020	12.16	10.27	1.01	--	23.44	43.50	20.06	
	164.830	24.11	10.35	1.31	--	35.77	43.50	7.73	
	222.060	18.63	11.75	1.50	--	31.88	46.00	14.12	
	555.740	15.17	18.65	2.39	--	36.21	46.00	9.79	
	833.160	12.94	21.01	2.92	--	36.87	46.00	9.13	
	1011.000	45.69	22.49	3.73	34.10	37.81	74.00	36.19	PK
	1279.000	48.24	24.36	4.36	34.13	42.83	74.00	31.17	
	1425.000	46.35	25.34	4.66	34.14	42.21	74.00	31.79	
	1572.000	49.61	26.26	4.95	34.16	46.66	74.00	27.34	
	1846.000	47.40	27.17	5.45	34.19	45.83	74.00	28.17	
1948.000	47.86	27.81	5.55	34.20	47.02	74.00	26.98		
Vertical	49.400	20.85	9.16	0.76	--	30.77	40.00	9.23	QP
	94.990	19.01	10.45	1.01	--	30.47	43.50	13.03	
	165.800	20.15	10.33	1.31	--	31.79	43.50	11.71	
	352.040	15.50	15.37	1.87	--	32.74	46.00	13.26	
	555.740	18.17	18.65	2.39	--	39.21	46.00	6.79	
	895.240	11.18	21.67	3.03	--	35.88	46.00	10.12	
	1058.000	45.80	22.79	3.85	34.10	38.34	74.00	35.66	PK
	1278.000	52.07	24.32	4.36	34.13	46.62	74.00	27.38	
	1461.000	49.18	25.56	4.73	34.14	45.33	74.00	28.67	
	1564.000	46.43	26.19	4.93	34.16	43.39	74.00	30.61	
	1857.000	47.48	27.21	5.46	34.19	45.96	74.00	28.04	
1963.000	49.12	27.91	5.56	34.20	48.39	74.00	25.61		

TEST ENGINEER: RAVEN JIN

EUT : LCD Monitor Temperature : 22°C

Model No. : E2350TV Humidity : 60%RH

Serial No. : E2009110701 Date of Test : Nov 16, 2009

Test Mode : D-Sub 640*480@60Hz Adapter : FSP036-DGAA1

Polarization	Frequency (MHz)	Meter Reading dB (μV)	Antenna Factor (dB/m)	Cable Loss (dB)	Emission Level dB (μV/m)	Limits dB (μV/m)	Margin (dB)
Horizontal	71.710	19.90	6.69	0.90	27.49	40.00	12.51
	126.030	18.88	12.71	1.15	32.74	43.50	10.76
	188.110	22.36	10.20	1.39	33.95	43.50	9.55
	355.920	19.58	15.49	1.89	36.96	46.00	9.04
	620.730	12.20	19.30	2.53	34.03	46.00	11.97
	739.070	13.55	20.10	2.77	36.42	46.00	9.58
Vertical	48.430	23.21	9.62	0.75	33.58	40.00	6.42
	95.960	19.33	10.70	1.01	31.04	43.50	12.46
	144.460	23.13	11.76	1.21	36.10	43.50	7.40
	209.450	18.89	11.13	1.48	31.50	43.50	12.00
	456.800	15.43	17.32	2.15	34.90	46.00	11.10
	620.730	5.90	19.30	2.53	27.73	46.00	18.27

TEST ENGINEER: RAVEN JIN

EUT : LCD Monitor Temperature : 22°C

Model No. : E2350TV Humidity : 60%RH

Serial No. : E2009110701 Date of Test : Nov 16, 2009

Test Mode : D-Sub 1280*1024@75Hz Adapter : FSP036-DGAA1

Polarization	Frequency (MHz)	Meter Reading dB (µV)	Antenna Factor (dB/m)	Cable Loss (dB)	Preamplifier Factor (dB)	Emission Level dB (µV/m)	Limits dB (µV/m)	Margin (dB)	Remark
Horizontal	35.820	7.97	16.45	0.67	--	25.09	40.00	14.91	QP
	71.710	16.69	6.69	0.90	--	24.28	40.00	15.72	
	180.350	17.80	9.90	1.36	--	29.06	43.50	14.44	
	209.450	19.20	11.13	1.48	--	31.81	43.50	11.69	
	354.950	15.71	15.45	1.90	--	33.06	46.00	12.94	
	740.040	7.58	20.10	2.78	--	30.46	46.00	15.54	PK
	1011.000	43.69	22.49	3.73	34.10	35.81	74.00	38.19	
	1145.000	46.30	23.39	4.08	34.11	39.66	74.00	34.34	
	1275.000	46.29	24.32	4.35	34.13	40.83	74.00	33.17	
	1572.000	47.61	26.26	4.95	34.16	44.66	74.00	29.34	
	1846.000	45.40	27.17	5.45	34.19	43.83	74.00	30.17	
1948.000	45.86	27.81	5.55	34.20	45.02	74.00	28.98		
Vertical	35.820	18.32	16.45	0.67	--	35.44	40.00	4.56	QP
	48.430	24.72	9.62	0.75	--	35.09	40.00	4.91	
	84.320	21.12	8.48	0.98	--	30.58	40.00	9.42	
	144.460	21.02	11.76	1.21	--	33.99	43.50	9.51	
	209.450	19.18	11.13	1.48	--	31.79	43.50	11.71	
	899.120	9.86	21.70	3.03	--	34.59	46.00	11.41	PK
	1058.000	45.80	22.79	3.85	34.10	38.34	74.00	35.66	
	1278.000	51.07	24.32	4.36	34.13	45.62	74.00	28.38	
	1461.000	48.18	25.56	4.73	34.14	44.33	74.00	29.67	
	1564.000	45.43	26.19	4.93	34.16	42.39	74.00	31.61	
	1857.000	47.48	27.21	5.46	34.19	45.96	74.00	28.04	
1963.000	46.12	27.91	5.56	34.20	45.39	74.00	28.61		

TEST ENGINEER: RAVEN JIN

EUT : LCD Monitor Temperature : 22°C

Model No. : E2350TV Humidity : 60%RH

Serial No. : E2009110701 Date of Test : Nov 16, 2009

Test Mode : D-Sub 1680*1050@60Hz Adapter : FSP036-DGAA1

Polarization	Frequency (MHz)	Meter Reading dB (µV)	Antenna Factor (dB/m)	Cable Loss (dB)	Preamplifier Factor (dB)	Emission Level dB (µV/m)	Limits dB (µV/m)	Margin (dB)	Remark
Horizontal	35.820	7.44	16.45	0.67	--	24.56	40.00	15.44	QP
	71.710	17.54	6.69	0.90	--	25.13	40.00	14.87	
	144.460	16.59	11.76	1.21	--	29.56	43.50	13.94	
	209.450	18.28	11.13	1.48	--	30.89	43.50	12.61	
	313.240	17.09	14.28	1.80	--	33.17	46.00	12.83	
	740.040	8.22	20.10	2.78	--	31.10	46.00	14.90	PK
	1076.000	41.61	22.92	3.89	34.11	34.31	74.00	39.69	
	1262.000	48.93	24.19	4.33	34.12	43.33	74.00	30.67	
	1498.000	44.50	25.80	4.80	34.15	40.95	74.00	33.05	
	1607.000	40.90	26.42	5.01	34.16	38.17	74.00	35.83	
	1860.000	44.82	27.26	5.46	34.19	43.35	74.00	30.65	
1944.000	40.33	27.76	5.55	34.20	39.44	74.00	34.56		
Vertical	35.820	17.20	16.45	0.67	--	34.32	40.00	5.68	QP
	48.430	25.06	9.62	0.75	--	35.43	40.00	4.57	
	84.320	22.12	8.48	0.98	--	31.58	40.00	8.42	
	144.460	21.74	11.76	1.21	--	34.71	43.50	8.79	
	209.450	17.75	11.13	1.48	--	30.36	43.50	13.14	
	438.370	11.70	17.06	2.12	--	30.88	46.00	15.12	PK
	1099.000	43.05	23.08	3.96	34.11	35.98	74.00	38.02	
	1278.000	51.14	24.32	4.36	34.13	45.69	74.00	28.31	
	1421.000	51.72	25.34	4.65	34.14	47.57	74.00	26.43	
	1629.000	45.07	26.47	5.05	34.16	42.43	74.00	31.57	
	1752.000	46.80	26.78	5.30	34.18	44.70	74.00	29.30	
1900.000	42.40	27.50	5.50	34.19	41.21	74.00	32.79		

TEST ENGINEER: RAVEN JIN

EUT : LCD Monitor Temperature : 22°C

Model No. : E2350TV Humidity : 60%RH

Serial No. : E2009110701 Date of Test : Nov 16, 2009

Test Mode : D-Sub 1920*1080@60Hz Adapter : FSP036-DGAA1

Polarization	Frequency (MHz)	Meter Reading dB (µV)	Antenna Factor (dB/m)	Cable Loss (dB)	Preamplifier Factor (dB)	Emission Level dB (µV/m)	Limits dB (µV/m)	Margin (dB)	Remark
Horizontal	35.820	6.96	16.45	0.67	--	24.08	40.00	15.92	QP
	71.710	17.90	6.69	0.90	--	25.49	40.00	14.51	
	126.030	14.88	12.71	1.15	--	28.74	43.50	14.76	
	144.460	16.91	11.76	1.21	--	29.88	43.50	13.62	
	209.450	20.09	11.13	1.48	--	32.70	43.50	10.80	
	355.920	15.58	15.49	1.89	--	32.96	46.00	13.04	PK
	1076.000	41.61	22.92	3.89	34.11	34.31	74.00	39.69	
	1255.000	51.16	24.14	4.31	34.12	45.49	74.00	28.51	
	1498.000	44.50	25.80	4.80	34.15	40.95	74.00	33.05	
	1607.000	40.90	26.42	5.01	34.16	38.17	74.00	35.83	
	1860.000	44.82	27.26	5.46	34.19	43.35	74.00	30.65	
1944.000	40.33	27.76	5.55	34.20	39.44	74.00	34.56		
Vertical	35.820	17.20	16.45	0.67	--	34.32	40.00	5.68	QP
	48.430	25.21	9.62	0.75	--	35.58	40.00	4.42	
	84.320	21.48	8.48	0.98	--	30.94	40.00	9.06	
	144.460	22.13	11.76	1.21	--	35.10	43.50	8.40	
	314.210	18.90	14.28	1.80	--	34.98	46.00	11.02	
	456.800	13.43	17.32	2.15	--	32.90	46.00	13.10	PK
	1099.000	43.05	23.08	3.96	34.11	35.98	74.00	38.02	
	1264.000	52.45	24.23	4.33	34.13	46.88	74.00	27.12	
	1421.000	51.72	25.34	4.65	34.14	47.57	74.00	26.43	
	1629.000	45.07	26.47	5.05	34.16	42.43	74.00	31.57	
	1752.000	46.80	26.78	5.30	34.18	44.70	74.00	29.30	
1900.000	42.40	27.50	5.50	34.19	41.21	74.00	32.79		

TEST ENGINEER: RAVEN JIN

EUT : LCD Monitor Temperature : 22°C

Model No. : E2350TV Humidity : 60%RH

Serial No. : E2009110701 Date of Test : Nov 16, 2009

Test Mode : DVI 640*480@60Hz Adapter : FSP036-DGAA1

Polarization	Frequency (MHz)	Meter Reading dB (μV)	Antenna Factor (dB/m)	Cable Loss (dB)	Emission Level dB (μV/m)	Limits dB (μV/m)	Margin (dB)
Horizontal	51.340	19.04	8.61	0.76	28.41	40.00	11.59
	87.230	25.11	8.96	0.99	35.06	40.00	4.94
	151.250	26.11	11.19	1.22	38.52	43.50	4.98
	279.290	22.48	13.52	1.68	37.68	46.00	8.32
	439.340	21.06	17.06	2.12	40.24	46.00	5.76
Vertical	881.660	16.49	21.53	3.02	41.04	46.00	4.96
	51.340	22.04	8.61	0.76	31.41	40.00	8.59
	87.230	25.11	8.96	0.99	35.06	40.00	4.94
	151.250	25.11	11.19	1.22	37.52	43.50	5.98
	209.450	21.52	11.13	1.48	34.13	43.50	9.37
Vertical	439.340	18.06	17.06	2.12	37.24	46.00	8.76
	881.660	14.49	21.53	3.02	39.04	46.00	6.96

TEST ENGINEER: RAVEN JIN

EUT : LCD Monitor Temperature : 22°C
 Model No. : E2350TV Humidity : 60%RH
 Serial No. : E2009110701 Date of Test : Nov 16, 2009
 Test Mode : DVI 1280*1024@75Hz Adapter : FSP036-DGAA1

Polarization	Frequency (MHz)	Meter Reading dB (µV)	Antenna Factor (dB/m)	Cable Loss (dB)	Preamp Factor (dB)	Emission Level dB (µV/m)	Limits dB (µV/m)	Margin (dB)	Remark
Horizontal	60.070	18.34	6.60	0.80	--	25.74	40.00	14.26	QP
	74.620	25.44	7.11	0.91	--	33.46	40.00	6.54	
	134.760	22.50	12.30	1.19	--	35.99	43.50	7.51	
	269.590	24.51	13.32	1.67	--	39.50	46.00	6.50	
	405.390	20.37	16.57	2.04	--	38.98	46.00	7.02	
	809.880	15.89	20.80	2.87	--	39.56	46.00	6.44	PK
	1057.000	45.99	22.79	3.84	34.10	38.52	74.00	35.48	
	1278.000	51.28	24.32	4.36	34.13	45.83	74.00	28.17	
	1324.000	53.77	24.70	4.46	34.13	48.80	74.00	25.20	
	1572.000	49.61	26.26	4.95	34.16	46.66	74.00	27.34	
	1846.000	47.40	27.17	5.45	34.19	45.83	74.00	28.17	
1948.000	47.86	27.81	5.55	34.20	47.02	74.00	26.98		
Vertical	44.550	20.12	11.38	0.71	--	32.21	40.00	7.79	QP
	90.140	22.23	9.40	1.01	--	32.64	43.50	10.86	
	134.760	25.84	12.30	1.19	--	39.33	43.50	4.17	
	269.590	20.51	13.32	1.67	--	35.50	46.00	10.50	
	540.220	14.97	18.42	2.35	--	35.74	46.00	10.26	
	884.570	11.15	21.56	3.03	--	35.74	46.00	10.26	PK
	1058.000	52.80	22.79	3.85	34.10	45.34	74.00	28.66	
	1254.000	54.01	24.14	4.31	34.12	48.34	74.00	25.66	
	1427.000	50.74	25.38	4.66	34.14	46.64	74.00	27.36	
	1564.000	47.43	26.19	4.93	34.16	44.39	74.00	29.61	
1857.000	49.48	27.21	5.46	34.19	47.96	74.00	26.04	PK	
1963.000	48.12	27.91	5.56	34.20	47.39	74.00	26.61		

TEST ENGINEER: RAVEN JIN

EUT : LCD Monitor Temperature : 22°C

Model No. : E2350TV Humidity : 60%RH

Serial No. : E2009110701 Date of Test : Nov 16, 2009

Test Mode : DVI 1680*1050@60Hz Adapter : FSP036-DGAA1

Polarization	Frequency (MHz)	Meter Reading dB (µV)	Antenna Factor (dB/m)	Cable Loss (dB)	Preamplifier Factor (dB)	Emission Level dB (µV/m)	Limits dB (µV/m)	Margin (dB)	Remark
Horizontal	49.400	11.38	9.16	0.76	--	21.30	40.00	18.70	QP
	78.500	16.61	7.61	0.96	--	25.18	40.00	14.82	
	166.770	17.16	10.31	1.31	--	28.78	43.50	14.72	
	211.390	24.22	11.22	1.48	--	36.92	43.50	6.58	
	439.340	18.23	17.06	2.12	--	37.41	46.00	8.59	
	877.780	13.49	21.49	3.01	--	37.99	46.00	8.01	PK
	1011.000	43.69	22.49	3.73	34.10	35.81	74.00	38.19	
	1157.000	46.37	23.48	4.10	34.11	39.84	74.00	34.16	
	1275.000	46.29	24.32	4.35	34.13	40.83	74.00	33.17	
	1572.000	47.61	26.26	4.95	34.16	44.66	74.00	29.34	
	1846.000	45.40	27.17	5.45	34.19	43.83	74.00	30.17	Vertical
1948.000	45.86	27.81	5.55	34.20	45.02	74.00	28.98		
39.700	17.01	14.08	0.68	--	31.77	40.00	8.23	QP	
94.990	22.14	10.45	1.01	--	33.60	43.50	9.90		
147.370	26.42	11.51	1.24	--	39.17	43.50	4.33		
224.970	23.79	11.89	1.55	--	37.23	46.00	8.77		
439.340	19.14	17.06	2.12	--	38.32	46.00	7.68		
731.310	16.41	20.00	2.74	--	39.15	46.00	6.85	PK	
1058.000	45.80	22.79	3.85	34.10	38.34	74.00	35.66		
1255.000	51.77	24.14	4.31	34.12	46.10	74.00	27.90		
1461.000	48.18	25.56	4.73	34.14	44.33	74.00	29.67		
1564.000	45.43	26.19	4.93	34.16	42.39	74.00	31.61		
1857.000	47.48	27.21	5.46	34.19	45.96	74.00	28.04	PK	
1963.000	46.12	27.91	5.56	34.20	45.39	74.00	28.61		

TEST ENGINEER: RAVEN JIN

EUT : LCD Monitor Temperature : 22°C

Model No. : E2350TV Humidity : 60%RH

Serial No. : E2009110701 Date of Test : Nov 16, 2009

Test Mode : DVI 1920*1080@60Hz Adapter : FSP036-DGAA1

Polarization	Frequency (MHz)	Meter Reading dB (µV)	Antenna Factor (dB/m)	Cable Loss (dB)	Preamp Factor (dB)	Emission Level dB (µV/m)	Limits dB (µV/m)	Margin (dB)	Remark
Horizontal	45.520	8.26	10.94	0.72	--	19.92	40.00	20.08	QP
	77.530	18.01	7.49	0.93	--	26.43	40.00	13.57	
	166.770	20.07	10.31	1.31	--	31.69	43.50	11.81	
	214.300	26.18	11.35	1.48	--	39.01	43.50	4.49	
	417.030	22.82	16.74	2.07	--	41.63	46.00	4.37	
	895.240	12.97	21.67	3.03	--	37.67	46.00	8.33	PK
	1011.000	51.69	22.49	3.73	34.10	43.81	74.00	30.19	
	1275.000	53.91	24.32	4.35	34.13	48.45	74.00	25.55	
	1424.000	50.33	25.34	4.65	34.14	46.18	74.00	27.82	
	1572.000	48.61	26.26	4.95	34.16	45.66	74.00	28.34	
	1846.000	48.40	27.17	5.45	34.19	46.83	74.00	27.17	
1948.000	46.86	27.81	5.55	34.20	46.02	74.00	27.98		
Vertical	45.520	22.62	10.94	0.72	--	34.28	40.00	5.72	QP
	93.050	22.37	10.09	1.01	--	33.47	43.50	10.03	
	138.640	25.11	12.17	1.22	--	38.50	43.50	5.00	
	200.720	25.70	10.74	1.43	--	37.87	43.50	5.63	
	555.740	15.99	18.65	2.39	--	37.03	46.00	8.97	
	895.240	14.63	21.67	3.03	--	39.33	46.00	6.67	PK
	1058.000	46.80	22.79	3.85	34.10	39.34	74.00	34.66	
	1255.000	50.77	24.14	4.31	34.12	45.10	74.00	28.90	
	1416.000	50.14	25.31	4.63	34.14	45.94	74.00	28.06	
	1564.000	45.43	26.19	4.93	34.16	42.39	74.00	31.61	
1857.000	48.48	27.21	5.46	34.19	46.96	74.00	27.04	PK	
1963.000	48.12	27.91	5.56	34.20	47.39	74.00	26.61		

TEST ENGINEER: RAVEN JIN

5 DEVIATION TO TEST SPECIFICATIONS

None.

6 DEBUG DESCRIPTION

The following components are used during the countermeasure procedures:

Name	M/N	Specifications (mm)	Manufacturer	Location
Adhesive Tape	7250CP0005J	50*60	DAEHUNG SUBSIDIARY MATERIALS.	See Internal Photo Figure 12
Gasket	MCQ57884403 2EA	102*9*1T	DAEHUNG SUBSIDIARY MATERIALS.	See Internal Photo Figure 13
Gasket	3940TKK041S 2EA	114*10*1T	DAEHUNG SUBSIDIARY MATERIALS.	See Internal Photo Figure 13

Note: We had required the applicant and manufacturer that all electrical and mechanical devices employed for spurious radiation suppression, including any modifications made during certification testing, must be incorporated in each unit marked

TEST ENGINEER:



(RAVEN JIN)