

Application for FCC Certificate
On Behalf of
LG Electronics U.S.A., Inc.

LCD Monitor

Model No.: E2210PMW

Serial No.:E2010092803

FCC ID : BEJE2210PMW

Prepared For : LG Electronics U.S.A., Inc.
1000 Sylvan Avenue, Englewood Cliffs,
NJ 07632, United States

Prepared By : Audix Technology (Shanghai) Co., Ltd.
3F 34Bldg 680 Guiping Rd,
Caohejing Hi-Tech Park,
Shanghai 200233, China

Tel: +86-21-64955500
Fax: +86-21-64955491

Report No. : ACI-F10135
Date of Test : Sep 28, 2010
Date of Report : Oct 09, 2010

TABLE OF CONTENTS

	Page
1 SUMMARY OF STANDARDS AND RESULTS.....	4
1.1 Description of Standards and Results.....	4
2 GENERAL INFORMATION.....	5
2.1 Description of Equipment Under Test.....	5
2.2 Peripherals.....	6
2.3 Description of Test Facility.....	7
2.4 Measurement Uncertainty.....	7
3 CONDUCTED EMISSION TEST.....	8
3.1 Test Equipment.....	8
3.2 Block Diagram of Test Setup.....	8
3.3 Conducted Emission Limit [FCC Part 15 Subpart B 15.107(a)].....	9
3.4 Test Configuration.....	9
3.5 Operating Condition of EUT.....	10
3.6 Test Procedures.....	10
3.7 Test Results.....	11
4 RADIATED EMISSION TEST.....	18
4.1 Test Equipment.....	18
4.2 Block Diagram of Test Setup.....	18
4.3 Radiated Emission Limit [FCC Part 15 Subpart B 15.109(a)].....	19
4.4 Test Configuration.....	19
4.5 Operating Condition of EUT.....	20
4.6 Test Procedures.....	20
4.7 Test Results.....	21
5 DEVIATION TO TEST SPECIFICATIONS.....	34
6 DEBUG DESCRIPTION.....	35

1 SUMMARY OF STANDARDS AND RESULTS

1.1 Description of Standards and Results

The EUT have been tested according to the applicable standards as referenced below:

Description of Test Item	Standard	Limits	Results
EMISSION			
Conducted Disturbance at the Mains Terminal	FCC RULES AND REGULATIONS PART 15 SUBPART B OCTOBER 2009 AND ANSI C63.4-2003	15.107(a) Class B	Pass
Radiated Disturbance	FCC RULES AND REGULATIONS PART 15 SUBPART B OCTOBER 2009 AND ANSI C63.4-2003	15.109(a) Class B	Pass

2 GENERAL INFORMATION

2.1 Description of Equipment Under Test

Description	: LCD Monitor
Type of EUT	: <input checked="" type="checkbox"/> Production <input type="checkbox"/> Pre-product <input type="checkbox"/> Pro-type
Model No.	: E2210PMW
Serial No.	: E2010092803
Real Power	: 25.30W
Note	: The data of E2210PMW at Rotate 90 degree condition (only radiated emission) was also tested and recorded in this report. The mode tested was the worst case of E2210PMW in normal condition.
Applicant	: LG Electronics U.S.A., Inc. 1000 Sylvan Avenue, Englewood Cliffs, NJ 07632, United States
Manufacturer	: LG Electronics Nanjing Display Co., Ltd. No.346, Yao Xin Road, Economic & Technical Development Zone, Nanjing, China
LCD Panel	: Manufacturer: LG Display M/N : LM220WE5 (TL) (C1)
Max Resolution	: 1680*1050@60Hz
D-Sub Cable #1	: Shielded, Detachable, 1.85m, with two cores on cable
D-Sub Cable #2	: Shielded, Detachable, 1.85m, with two cores in connector
DVI Cable #1	: Shielded, Detachable, 1.85m, with two cores on cable
DVI Cable #2	: Shielded, Detachable, 1.85m, with two cores in connector
Power Cord	: Unshielded, Detachable, 1.80m
Note	: After evaluation, the D-Sub cable#1 and DVI cable#1 were used in the test for they will cause the maximum emission.

Remark:

The EUT is a LCD Monitor which input/output ports as follows:

- (1) One D-Sub Port : Connected with PC
- (2) One DVI Port : Connected with PC
- (3) One AC In Port : Connected with Power
- (4) One Audio In Port : Connected with PC
- (3) One Earphone Port : Connected with Headphone

2.2 Peripherals

2.2.1 PC

Manufacturer : HP
Model Number : dx7200MT
Serial Number : CNG622017W
Power Cord : Unshielded, Detachable, 1.8m
Certificate : FCC DoC; CE/EMC; VCCI; C-Tick; UL
BSMI (R33001) 3C (A000111)
MIC (E-A011-04-2659(B))

2.2.2 Printer

Manufacturer : HP
Model Number : C3990A
Serial Number : JPZX020487
Data Cable : Shielded, Detachable, 1.5m
Certificate : GS, CE/EMC, C-Tick, FCC DoC

2.2.3 Keyboard

Manufacturer : Microsoft
Model Number : KU-0459
Serial Number : 7691402450604
Data Cable : Shielded, Undetachable, 1.8m
Certificate : CE/EMC, FCC DoC, VCCI, MIC,
C-Tick, BSMI

2.2.4 Mouse

Manufacturer : DELL
Model Number : MO56UO
Serial Number : 443048231
Data Cable : Shielded, Undetachable, 1.8m.
Certificate : CE/EMC, FCC DoC, VCCI, MIC,
C-Tick, BSMI

2.2.5 Modem

Manufacturer : TP-LINK
Model Number : TM-EC5658V
Serial Number : 07123301053
Data Cable : Shielded, Detachable, 1.8m
Certificate : FCC DoC, CE/EMC, CCC

2.2.6 Headphone

Manufacturer : Microsoft
Model Number : N/A
Serial Number : 001

2.3 Description of Test Facility

Site Description (Semi-Anechoic Chamber) : Sept. 17, 1998 file on
Apr 29, 2009 Renewed
Federal Communications Commission
FCC Engineering Laboratory
7435 Oakland Mills Road
Columbia, MD 21046, USA

Name of Firm : Audix Technology (Shanghai) Co., Ltd.

Site Location : 3F 34Bldg 680 Guiping Rd,
Caohejing Hi-Tech Park,
Shanghai 200233, China

NVLAP Lab Code : 200371-0

2.4 Measurement Uncertainty

Conducted Emission Expanded Uncertainty: U = 1.26 dB
Radiated Emission Expanded Uncertainty : U = 3.02 dB

3 CONDUCTED EMISSION TEST

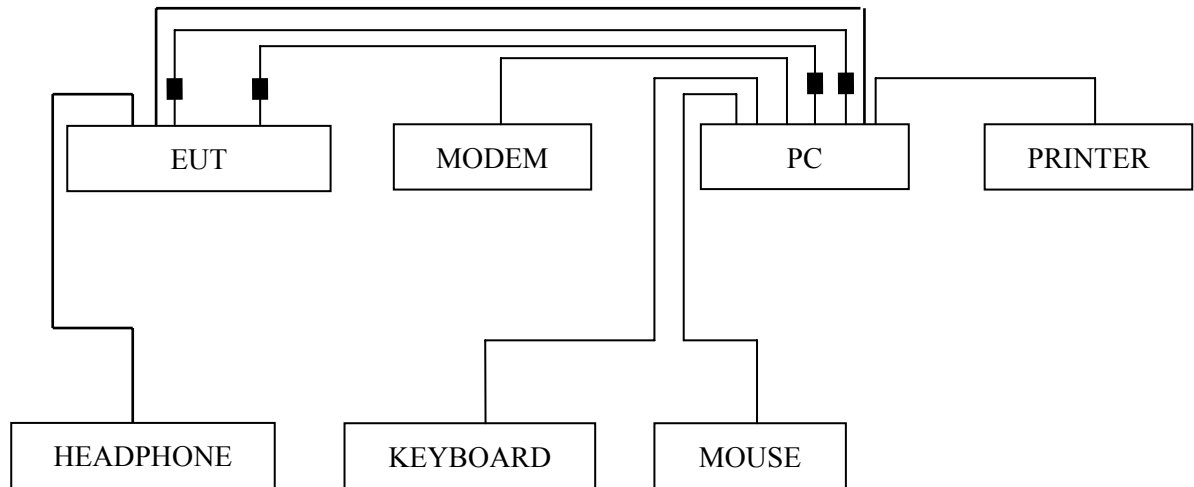
3.1 Test Equipment

The following test equipments are used during the conducted emission test in a shielded room:

Item	Type	Manufacturer	Model No.	Serial No.	Last Cal.	Next Cal.
1.	Test Receiver	R&S	ESCI	100841	Oct 15, 2009	Oct 15, 2010
2.	Artificial Mains Network (AMN)	R&S	ESH2-Z5	843890/011	Apr 02, 2010	Apr 02, 2011
3.	Line Impedance Stabilization Network (LISN)	Kyoritsu	KNW-407	8-1280-4	Apr 02, 2010	Apr 02, 2011
4.	50 Ω Coaxial Switch	Anritsu	MP59B	6200426389	Sep 19, 2010	Mar 19, 2011
5.	50Ω Terminator	Anritsu	BNC	001	Apr 02, 2010	Apr 02, 2011
6.	Software	Audix	E3	SET00200 9804M592	--	--

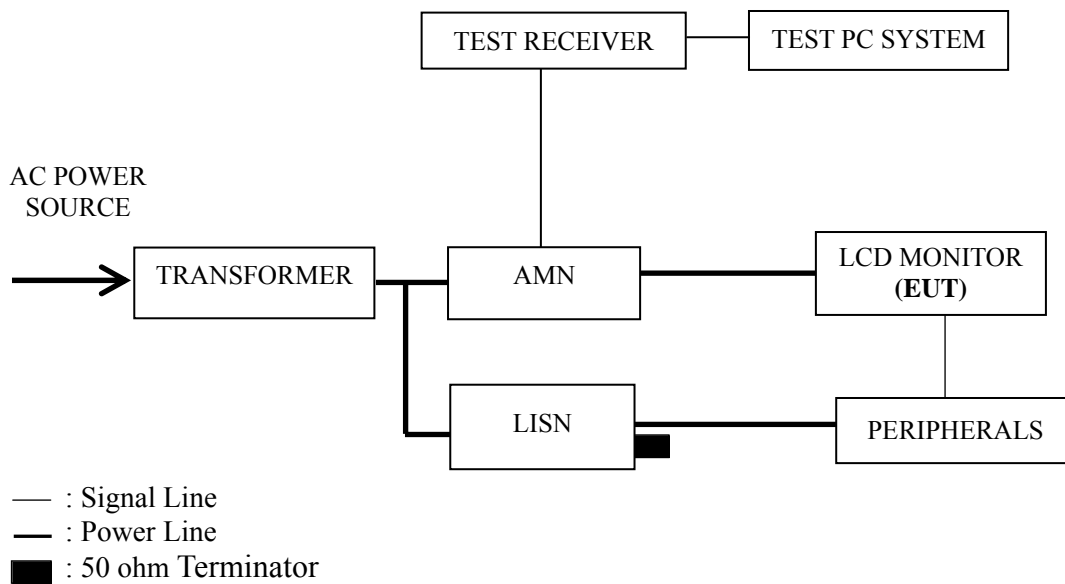
3.2 Block Diagram of Test Setup

3.2.1 EUT & Peripherals



■ : Ferrite core

3.2.2 Conducted Disturbance Test Setup



3.3 Conducted Emission Limit [FCC Part 15 Subpart B 15.107(a)]

Frequency Range (MHz)	Limits dB (μ V)	
	Quasi-peak	Average
0.15 ~ 0.5	66~56	56~46
0.5 ~ 5	56	46
5 ~ 30	60	50

NOTE 1 – The lower limit shall apply at the transition frequencies.
 NOTE 2 – The limit decreases linearly with the logarithm of the frequency in the range 0.15 MHz~0.50 MHz

3.4 Test Configuration

The EUT (listed in Sec.2.1) and the peripherals (listed in Sec 2.2) were installed as shown on Sec.3.2 to meet FCC requirement and operating in a manner that tends to maximize its emission level in a normal application.

3.5 Operating Condition of EUT

- 3.5.1 Setup the EUT and peripherals as shown in Sec. 3.2.
- 3.5.2 Turn on the power of all equipments and the EUT.
- 3.5.3 Set the contrast & brightness of EUT to maximum.
- 3.5.4 PC system ran the self-test program “EMC Test” by windows XP and sent “H” characters to EUT through graphic card, the EUT’s screen displayed and filled with “H” pattern by its resolution (Via D-Sub & DVI Input).
- 3.5.5 Repeat above procedure from 3.5.3 to 3.5.4 for difference test mode.
- 3.5.6 The other peripherals devices were driven and operated during the test.
- 3.5.7 The test modes are as follows:

Test Mode
D-Sub 640*480@60Hz
D-Sub 1280*1024@75Hz
D-Sub 1680*1050@60Hz
DVI 640*480@60Hz
DVI 1280*1024@75Hz
DVI 1680*1050@60Hz

3.6 Test Procedures

The EUT and peripherals were connected to the power mains through an Artificial Mains Network (AMN). This provided a 50 ohm coupling impedance for the measuring equipment.

Both sides of AC line (Line & Neutral) were checked for maximum conducted interference. In order to find the maximum emission, the relative positions of equipment and all of the interface cables were changed or manipulated according to ANSI C63.4:2003 during conducted emission test.

The bandwidth of R&S Test Receiver ESCI was set at 9 kHz.

The frequency range from 150 kHz to 30 MHz was checked.

The test modes were done on conducted disturbance test and all the test results are listed in Sec. 3.7.

3.7 Test Results

< **PASS** >

The frequency and amplitude of the highest conducted emission relative to the limit is reported. All emissions not reported below are too low against the prescribed limits.

Test Mode	Page
D-Sub 640*480@60Hz	P12
D-Sub 1280*1024@75Hz	P13
D-Sub 1680*1050@60Hz	P14
DVI 640*480@60Hz	P15
DVI 1280*1024@75Hz	P16
DVI 1680*1050@60Hz	P17

NOTE 1 – The **bold test mode** listed above means the worst test mode.

NOTE 2 – Factor = Cable Loss + AMN Factor.

NOTE 3 – Emission Level = Meter Reading + Factor.

NOTE 4 – “QP” means “Quasi-Peak” values, “AV” means “Average” values.

NOTE 5 – The worst case is for DVI 1680*1050@60Hz test mode. The worst emission is detected at 0.300 MHz (Quasi-Peak Value) with corrected signal level of 44.50 dB (μV) (limit is 60.24 dB (μV)), when the Line of the EUT is connected to AMN.

EUT : LCD Monitor Temperature : 22°C
 Model No. : E2210PMW Humidity : 48%RH
 Serial No. : E2010092803 Date of Test : Sep 28, 2010
 Test Mode : D-Sub 640*480@60Hz

Test Line	Frequency (MHz)	Meter Reading dB(μV)	Factor (dB)	Emission Level dB(μV)	Limits dB(μV)	Margin (dB)	Remark
Line	0.190	38.58	0.38	38.96	64.02	25.06	QP
	0.300	43.03	0.45	43.48	60.24	16.76	
	3.025	37.00	0.70	37.70	56.00	18.30	
	8.235	38.37	0.96	39.33	60.00	20.67	
	13.267	35.93	1.19	37.12	60.00	22.88	
	22.298	40.72	1.70	42.42	60.00	17.58	
	0.190	28.15	0.38	28.53	54.02	25.49	AV
	0.300	33.26	0.45	33.71	50.24	16.53	
	3.025	27.84	0.70	28.54	46.00	17.46	
	8.235	28.16	0.96	29.12	50.00	20.88	
	13.267	25.64	1.19	26.83	50.00	23.17	
	22.298	31.27	1.70	32.97	50.00	17.03	
Neutral	0.186	38.03	0.30	38.33	64.20	25.87	QP
	0.300	42.96	0.39	43.35	60.24	16.89	
	0.909	31.55	0.51	32.06	56.00	23.94	
	7.175	34.49	0.87	35.36	60.00	24.64	
	19.021	34.88	1.72	36.60	60.00	23.40	
	22.535	35.31	1.83	37.14	60.00	22.86	
	0.186	28.16	0.30	28.46	54.20	25.74	AV
	0.300	31.26	0.39	31.65	50.24	18.59	
	0.909	21.47	0.51	21.98	46.00	24.02	
	7.175	24.15	0.87	25.02	50.00	24.98	
	19.021	24.56	1.72	26.28	50.00	23.72	
	22.535	25.60	1.83	27.43	50.00	22.57	

TEST ENGINEER: WENCY YANG

EUT : LCD Monitor Temperature : 22°C

Model No. : E2210PMW Humidity : 48%RH

Serial No. : E2010092803 Date of Test : Sep 28, 2010

Test Mode : D-Sub 1280*1024@75Hz

Test Line	Frequency (MHz)	Meter Reading dB(μV)	Factor (dB)	Emission Level dB(μV)	Limits dB(μV)	Margin (dB)	Remark
Line	0.190	36.87	0.38	37.25	64.02	26.77	QP
	0.300	43.05	0.45	43.50	60.24	16.74	
	2.839	35.68	0.69	36.37	56.00	19.63	
	8.235	37.26	0.96	38.22	60.00	21.78	
	13.267	35.41	1.19	36.60	60.00	23.40	
	22.298	39.16	1.70	40.86	60.00	19.14	
	AV	0.190	26.34	0.38	26.72	54.02	27.30
		0.300	32.16	0.45	32.61	50.24	17.63
		2.839	25.34	0.69	26.03	46.00	19.97
		8.235	27.49	0.96	28.45	50.00	21.55
13.267		25.61	1.19	26.80	50.00	23.20	
22.298		28.58	1.70	30.28	50.00	19.72	
Neutral	0.186	39.00	0.30	39.30	64.20	24.90	QP
	0.300	41.82	0.39	42.21	60.24	18.03	
	0.909	30.25	0.51	30.76	56.00	25.24	
	7.175	33.53	0.87	34.40	60.00	25.60	
	19.532	34.87	1.74	36.61	60.00	23.39	
	22.298	35.47	1.81	37.28	60.00	22.72	
	AV	0.186	28.13	0.30	28.43	54.20	25.77
		0.300	31.25	0.39	31.64	50.24	18.60
		0.909	20.13	0.51	20.64	46.00	25.36
		7.175	21.14	0.87	22.01	50.00	27.99
		19.532	24.13	1.74	25.87	50.00	24.13
		22.298	25.17	1.81	26.98	50.00	23.02

TEST ENGINEER: WENCY YANG

EUT : LCD Monitor Temperature : 22°C
 Model No. : E2210PMW Humidity : 48%RH
 Serial No. : E2010092803 Date of Test : Sep 28, 2010
 Test Mode : D-Sub 1680*1050@60Hz

Test Line	Frequency (MHz)	Meter Reading dB(μV)	Factor (dB)	Emission Level dB(μV)	Limits dB(μV)	Margin (dB)	Remark	
Line	0.186	38.35	0.38	38.73	64.20	25.47	QP	
	0.300	43.02	0.45	43.47	60.24	16.77		
	2.962	35.27	0.70	35.97	56.00	20.03		
	7.175	36.66	0.90	37.56	60.00	22.44		
	13.695	35.09	1.21	36.30	60.00	23.70		
	21.373	39.45	1.67	41.12	60.00	18.88	AV	
	0.186	28.34	0.38	28.72	54.20	25.48		
	0.300	23.64	0.45	24.09	50.24	26.15		
	2.962	25.16	0.70	25.86	46.00	20.14		
	7.175	26.34	0.90	27.24	50.00	22.76		
13.695	25.36	1.21	26.57	50.00	23.43	AV		
21.373	26.14	1.67	27.81	50.00	22.19			
Neutral	0.190	38.44	0.31	38.75	64.02		25.27	QP
	0.300	43.93	0.39	44.32	60.24		15.92	
	0.909	32.12	0.51	32.63	56.00		23.37	
	2.962	27.92	0.65	28.57	56.00	27.43		
	7.175	34.05	0.87	34.92	60.00	25.08		
	20.377	35.93	1.77	37.70	60.00	22.30	AV	
	0.190	28.12	0.31	28.43	54.02	25.59		
	0.300	33.26	0.39	33.65	50.24	16.59		
	0.909	22.31	0.51	22.82	46.00	23.18		
	2.962	21.14	0.65	21.79	46.00	24.21		
7.175	24.51	0.87	25.38	50.00	24.62	AV		
20.377	25.14	1.77	26.91	50.00	23.09			

TEST ENGINEER: WENCY YANG

EUT : LCD Monitor Temperature : 22°C

Model No. : E2210PMW Humidity : 48%RH

Serial No. : E2010092803 Date of Test : Sep 28, 2010

Test Mode : DVI 640*480@60Hz

Test Line	Frequency (MHz)	Meter Reading dB(μV)	Factor (dB)	Emission Level dB(μV)	Limits dB(μV)	Margin (dB)	Remark	
Line	0.186	37.94	0.38	38.32	64.20	25.88	QP	
	0.300	43.03	0.45	43.48	60.24	16.76		
	3.074	37.40	0.70	38.10	56.00	17.90		
	8.501	38.69	0.99	39.68	60.00	20.32		
	19.532	38.75	1.58	40.33	60.00	19.67		
	22.298	39.19	1.70	40.89	60.00	19.11		
	0.186	27.16	0.38	27.54	54.20	26.66	AV	
	0.300	33.24	0.45	33.69	50.24	16.55		
	3.074	27.14	0.70	27.84	46.00	18.16		
	8.501	28.14	0.99	29.13	50.00	20.87		
	19.532	28.15	1.58	29.73	50.00	20.27		
	22.298	28.48	1.70	30.18	50.00	19.82		
	Neutral	0.186	38.61	0.30	38.91	64.20	25.29	QP
		0.300	43.12	0.39	43.51	60.24	16.73	
1.324		30.14	0.54	30.68	56.00	25.32		
3.025		29.58	0.66	30.24	56.00	25.76		
7.175		33.27	0.87	34.14	60.00	25.86		
21.830		36.44	1.81	38.25	60.00	21.75		
0.186		28.53	0.30	28.83	54.20	25.37	AV	
0.300		23.64	0.39	24.03	50.24	26.21		
1.324		21.50	0.54	22.04	46.00	23.96		
3.025		19.33	0.66	19.99	46.00	26.01		
7.175		23.14	0.87	24.01	50.00	25.99		
21.830		26.31	1.81	28.12	50.00	21.88		

TEST ENGINEER: WENCY YANG

EUT : LCD Monitor Temperature : 22°C
 Model No. : E2210PMW Humidity : 48%RH
 Serial No. : E2010092803 Date of Test : Sep 28, 2010
 Test Mode : DVI 1280*1024@75Hz

Test Line	Frequency (MHz)	Meter Reading dB(μV)	Factor (dB)	Emission Level dB(μV)	Limits dB(μV)	Margin (dB)	Remark
Line	0.184	38.12	0.38	38.50	64.28	25.78	QP
	0.300	44.02	0.45	44.47	60.24	15.77	
	3.074	37.09	0.70	37.79	56.00	18.21	
	8.235	39.39	0.96	40.35	60.00	19.65	
	19.740	40.05	1.61	41.66	60.00	18.34	
	22.896	39.13	1.73	40.86	60.00	19.14	
	AV	0.184	28.15	0.38	28.53	54.28	25.75
		0.300	32.65	0.45	33.10	50.24	17.14
		3.074	27.15	0.70	27.85	46.00	18.15
		8.235	26.46	0.96	27.42	50.00	22.58
		19.740	30.26	1.61	31.87	50.00	18.13
		22.896	28.15	1.73	29.88	50.00	20.12
Neutral	0.188	38.96	0.31	39.27	64.11	24.84	QP
	0.300	43.82	0.39	44.21	60.24	16.03	
	0.909	31.33	0.51	31.84	56.00	24.16	
	2.900	29.51	0.65	30.16	56.00	25.84	
	7.175	34.69	0.87	35.56	60.00	24.44	
	22.298	35.27	1.81	37.08	60.00	22.92	
	AV	0.188	28.54	0.31	28.85	54.11	25.26
		0.300	33.25	0.39	33.64	50.24	16.60
		0.909	21.34	0.51	21.85	46.00	24.15
		2.900	19.62	0.65	20.27	46.00	25.73
		7.175	24.35	0.87	25.22	50.00	24.78
		22.298	25.32	1.81	27.13	50.00	22.87

TEST ENGINEER: WENCY YANG

EUT : LCD Monitor Temperature : 22°C
 Model No. : E2210PMW Humidity : 48%RH
 Serial No. : E2010092803 Date of Test : Sep 28, 2010
 Test Mode : DVI 1680*1050@60Hz

Test Line	Frequency (MHz)	Meter Reading dB(μV)	Factor (dB)	Emission Level dB(μV)	Limits dB(μV)	Margin (dB)	Remark
Line	0.188	38.65	0.39	39.04	64.11	25.07	QP
	0.300	44.05	0.45	44.50	60.24	15.74	
	3.074	36.83	0.70	37.53	56.00	18.47	
	8.501	38.12	0.99	39.11	60.00	20.89	
	19.532	39.07	1.58	40.65	60.00	19.35	
	22.655	39.18	1.72	40.90	60.00	19.10	
	AV	0.188	28.14	0.39	28.53	54.11	25.58
		0.300	31.57	0.45	32.02	50.24	18.22
		3.074	26.14	0.70	26.84	46.00	19.16
		8.501	28.14	0.99	29.13	50.00	20.87
		19.532	28.55	1.58	30.13	50.00	19.87
		22.655	29.14	1.72	30.86	50.00	19.14
Neutral	0.190	38.23	0.31	38.54	64.02	25.48	QP
	0.300	43.82	0.39	44.21	60.24	16.03	
	0.598	30.51	0.49	31.00	56.00	25.00	
	3.074	29.77	0.66	30.43	56.00	25.57	
	7.175	35.59	0.87	36.46	60.00	23.54	
	22.535	35.18	1.83	37.01	60.00	22.99	
	AV	0.190	28.14	0.31	28.45	54.02	25.57
		0.300	23.14	0.39	23.53	50.24	26.71
		0.598	20.14	0.49	20.63	46.00	25.37
		3.074	19.24	0.66	19.90	46.00	26.10
		7.175	25.14	0.87	26.01	50.00	23.99
		22.535	25.16	1.83	26.99	50.00	23.01

TEST ENGINEER: WENCY YANG

4 RADIATED EMISSION TEST

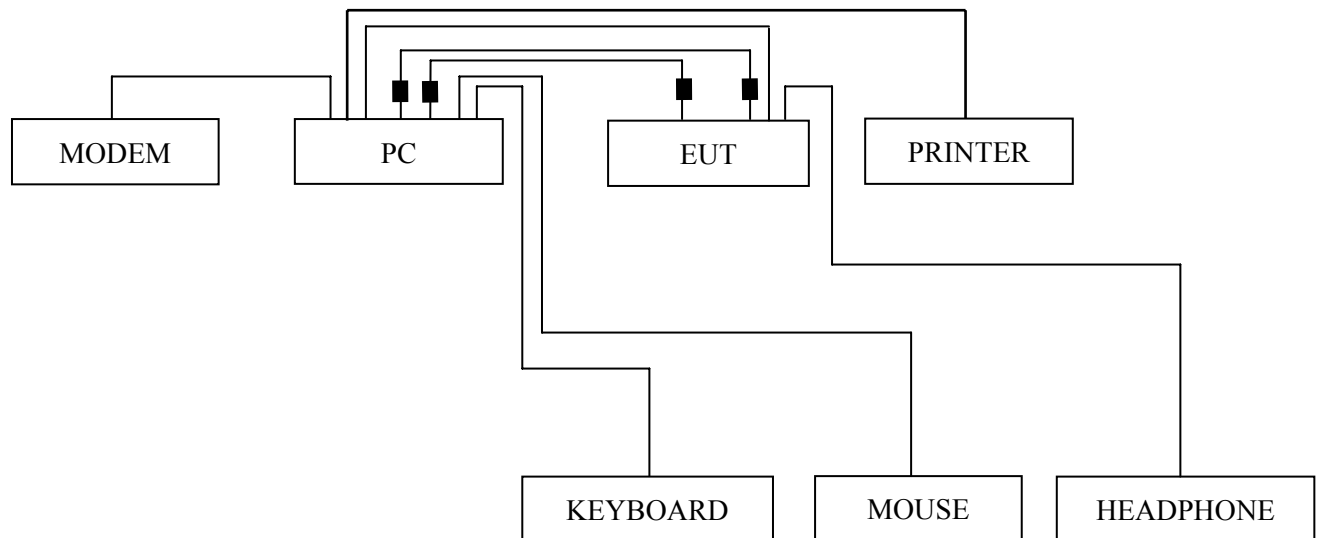
4.1 Test Equipment

The following test equipments are used during the radiated emission test in a semi-anechoic chamber:

Item	Type	Manufacturer	Model No.	Serial No.	Last Cal.	Next Cal.
1.	Test Receiver	R&S	ESVS10	844594/001	Mar 07, 2010	Mar 07, 2011
2.	Preamplifier	Agilent	8447D	2944A10548	Sep 19, 2010	Mar 19, 2011
3.	Preamplifier	HP	8449B	3008A00864	Apr 29, 2010	Apr 29, 2011
4.	Bi-log Antenna	TESEQ	CBL6112D	23192	Dec 01, 2009	Dec 01, 2010
5.	Spectrum	Agilent	E7405A	MY45106600	May 19, 2010	May 19, 2011
6.	Software	Audix	E3	SET00200 9912M295-2	--	--

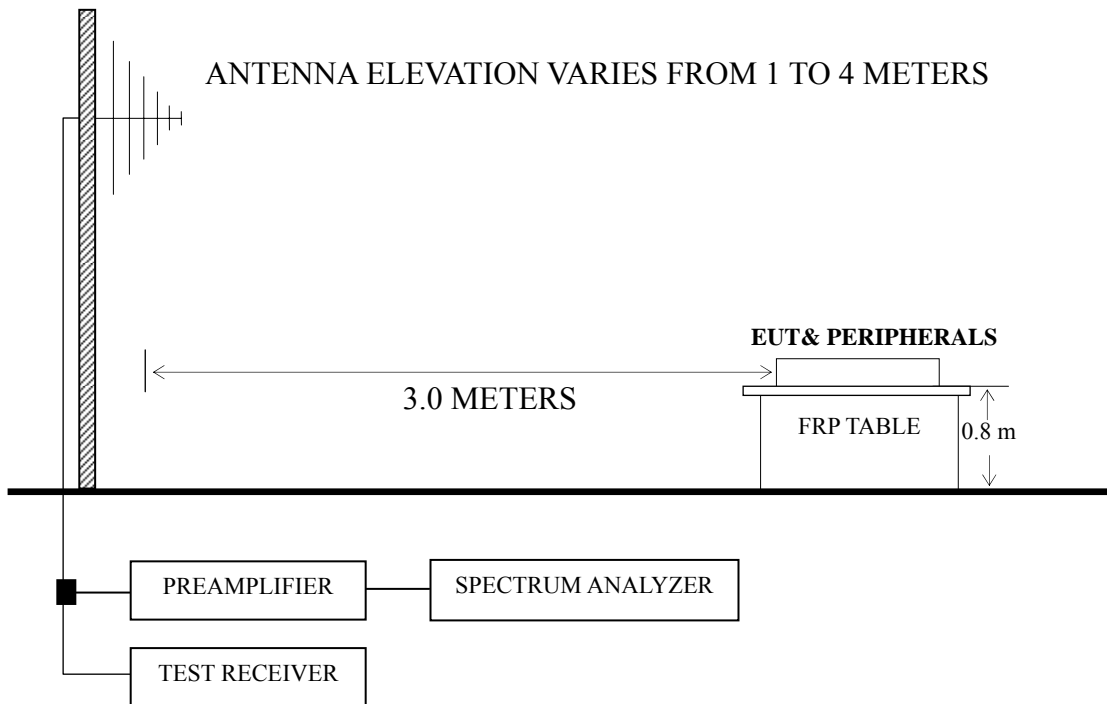
4.2 Block Diagram of Test Setup

4.2.1 EUT and Peripherals



■: Ferrite core

4.2.2 Radiated emission test setup



■ : 50 ohm Coaxial Switch

4.3 Radiated Emission Limit [FCC Part 15 Subpart B 15.109(a)]

Frequency (MHz)	Distance (m)	Field strength limits	
		($\mu\text{V/m}$)	dB ($\mu\text{V/m}$)
30 ~ 88	3	100	40.0
88 ~ 216	3	150	43.5
216 ~ 960	3	200	46.0
Above 960	3	500	54.0

NOTE 1 - Emission Level dB ($\mu\text{V/m}$) = 20 log Emission Level ($\mu\text{V/m}$)

NOTE 2 - The tighter limit applies at the band edges.

NOTE 3 - Distance refers to the distance in meters between the measuring instrument antenna and the closed point of any part of the device or system.

NOTE 4 - The limits shown are based on Quasi-peak value detector below or equal to 1GHz and Average value detector above 1GHz.

NOTE 5 - Above 1 GHz, the limit on peak emission is 20 dB above the maximum permitted average emission limit applicable to the EUT.

4.4 Test Configuration

The configuration of the EUT and peripherals are same as those used in conducted emission test.

Please refer to Sec.3.4.

4.5 Operating Condition of EUT

Same as conducted emission test which is listed in Sec.3.5, except for the test setup replaced by Sec.4.2.

4.6 Test Procedures

The EUT and peripherals were placed on a FRP turntable that is 0.8 meter above ground. The FRP turntable rotated 360 degrees to determine the position of the maximum emission level. The EUT was set 3 meters away from the receiving antenna, which was mounted on an antenna tower. Broadband antenna (Calibrated Bilog Antenna) was used as receiving antenna. The antenna moved up and down between 1 meter and 4 meters to find out the maximum emission level. Both horizontal and vertical polarizations of the antenna were set on measurement. In order to find the maximum emission, all of the interference cables were manipulated according to ANSI C63.4:2003 requirements during radiated emission test.

The I.F. bandwidth of Test Receiver R&S ESVS10 was set at 120 kHz below 1GHz and The Spectrum Agilent E7405A was set at 1MHz above 1GHz.

The frequency range from 30 MHz to 1000MHz was checked for all test modes.

The frequency range from 1 GHz to 2 GHz was checked for D-Sub/DVI 1280*1024@75Hz and 1680*1050@60Hz mode.

The test modes were done on radiated disturbance test and all the test results are listed in Sec.4.7.

4.7 Test Results

<PASS>

The frequency and amplitude of the highest radiated emission relative the limit is reported. All the emissions not reported below are too low against the FCC limit.

Test Mode	Page
D-Sub 640*480@60Hz	P22
D-Sub 1280*1024@75Hz	P23 – P24
D-Sub 1680*1050@60Hz	P25 – P26
DVI 640*480@60Hz	P27
DVI 1280*1024@75Hz	P28 – P29
DVI 1680*1050@60Hz	P30 – P31
D-Sub 1280*1024@75Hz (Rotate 90 degree)	P32 – P33

NOTE 1 – **The bold test mode** listed above means the worst test mode.

NOTE 2 – Emission Level = Antenna Factor + Cable Loss + Meter Reading. (< 1GHz)

NOTE 3 – Emission Level = Antenna Factor + Cable Loss – Preamp Factor + Meter Reading. (> 1GHz)

NOTE 4 – All readings are Quasi-Peak values below or equal to 1GHz, Peak and Average values above 1GHz.

NOTE 5 – The emission levels that are 20dB below the official limit are not reported.

NOTE 6 – 0° was the table front facing the antenna. Degree is calculated from 0° clockwise facing the antenna.

NOTE 7 – The worst case is for D-Sub 1280*1024@75Hz test mode. The worst emission at horizontal polarization was detected at 143.490 MHz with corrected signal level of 33.77 dB (μV/m) (limit is 43.50dB (μV/m)), when the antenna was 1.00 m height and the turntable was at 100°. The worst emission at vertical polarization was detected at 43.580 MHz with corrected signal level of 36.37 dB (μV/m) (limit is 40.00 dB (μV/m)), when the antenna was 1.00 m height and the turntable was at 275°.

EUT : LCD Monitor Temperature : 22°C

Model No. : E2210PMW Humidity : 60%RH

Serial No. : E2010092803 Date of Test : Sep 28, 2010

Test Mode : D-Sub 640*480@60Hz

Polarization	Frequency (MHz)	Meter Reading dB (μV)	Antenna Factor (dB/m)	Cable Loss (dB)	Emission Level dB (μV/m)	Limits dB (μV/m)	Margin (dB)
Horizontal	61.040	27.07	6.59	0.85	34.51	40.00	5.49
	145.430	23.19	11.66	1.23	36.08	43.50	7.42
	206.540	22.00	10.97	1.47	34.44	43.50	9.06
	373.380	17.94	15.92	1.99	35.85	46.00	10.15
	674.080	13.48	19.58	2.63	35.69	46.00	10.31
	900.090	15.87	21.70	3.04	40.61	46.00	5.39
Vertical	148.340	18.85	11.41	1.23	31.49	43.50	12.01
	198.780	19.37	10.64	1.44	31.45	43.50	12.05
	298.690	21.92	13.88	1.76	37.56	46.00	8.44
	405.390	13.29	16.57	2.08	31.94	46.00	14.06
	674.080	13.77	19.58	2.63	35.98	46.00	10.02
	809.880	12.66	20.80	2.90	36.36	46.00	9.64

TEST ENGINEER: RAVEN JIN

EUT : LCD Monitor Temperature : 22°C

Model No. : E2210PMW Humidity : 60%RH

Serial No. : E2010092803 Date of Test : Sep 28, 2010

Test Mode : D-Sub 1280*1024@75Hz

Polarization	Frequency (MHz)	Meter Reading dB (µV)	Antenna Factor (dB/m)	Cable Loss (dB)	Preamp Factor (dB)	Emission Level dB (µV/m)	Limits dB (µV/m)	Margin (dB)	Remark
Horizontal	53.280	23.93	8.14	0.80	--	32.87	40.00	7.13	QP
	101.780	18.76	11.63	1.05	--	31.44	43.50	12.06	
	147.370	19.31	11.51	1.23	--	32.05	43.50	11.45	
	431.580	14.24	16.95	2.13	--	33.32	46.00	12.68	
	475.230	12.96	17.60	2.22		32.78	46.00	13.22	
	853.530	14.02	21.24	2.97	--	38.23	46.00	7.77	
	1004.000	53.49	22.43	4.49	37.39	43.02	74.00	30.98	PK
	1091.000	52.53	23.05	4.50	37.23	42.85	74.00	31.15	
	1205.000	50.10	23.74	4.51	37.00	41.35	74.00	32.65	
	1328.000	49.68	24.70	4.53	36.72	42.19	74.00	31.81	
	1566.000	48.47	26.22	4.56	36.16	43.09	74.00	30.91	
	1673.000	46.60	26.58	4.57	35.98	41.77	74.00	32.23	
	1004.000	45.49	22.43	4.49	37.39	35.02	54.00	18.98	AV
	1091.000	36.53	23.05	4.50	37.23	26.85	54.00	27.15	
	1205.000	37.10	23.74	4.51	37.00	28.35	54.00	25.65	
	1328.000	35.68	24.70	4.53	36.72	28.19	54.00	25.81	
1566.000	35.47	26.22	4.56	36.16	30.09	54.00	23.91		
1673.000	37.60	26.58	4.57	35.98	32.77	54.00	21.23		

TEST ENGINEER: RAVEN JIN

EUT : LCD Monitor Temperature : 22°C
 Model No. : E2210PMW Humidity : 60%RH
 Serial No. : E2010092803 Date of Test : Sep 28, 2010
 Test Mode : D-Sub 1280*1024@75Hz

Polarization	Frequency (MHz)	Meter Reading dB (µV)	Antenna Factor (dB/m)	Cable Loss (dB)	Preamp Factor (dB)	Emission Level dB (µV/m)	Limits dB (µV/m)	Margin (dB)	Remark
Vertical	53.280	10.62	8.14	0.80	--	19.56	40.00	20.44	QP
	198.780	20.84	10.64	1.44	--	32.92	43.50	10.58	
	356.890	15.75	15.53	1.95	--	33.23	46.00	12.77	
	647.890	13.43	19.45	2.57	--	35.45	46.00	10.55	
	712.880	14.05	19.82	2.70		36.57	46.00	9.43	
	832.190	14.54	21.01	2.93	--	38.48	46.00	7.52	
	1076.000	56.49	22.92	4.50	37.26	46.65	74.00	27.35	PK
	1148.000	56.49	23.42	4.51	37.12	47.30	74.00	26.70	
	1354.000	47.28	24.90	4.54	36.65	40.07	74.00	33.93	
	1527.000	48.68	26.00	4.55	36.23	43.00	74.00	31.00	
	1639.000	49.02	26.50	4.57	36.03	44.06	74.00	29.94	
	1756.000	46.30	26.80	4.58	35.87	41.81	74.00	32.19	
	1076.000	51.49	22.92	4.50	37.26	41.65	54.00	12.35	AV
	1148.000	43.49	23.42	4.51	37.12	34.30	54.00	19.70	
	1354.000	34.28	24.90	4.54	36.65	27.07	54.00	26.93	
	1527.000	35.68	26.00	4.55	36.23	30.00	54.00	24.00	
	1639.000	39.02	26.50	4.57	36.03	34.06	54.00	19.94	
	1756.000	36.30	26.80	4.58	35.87	31.81	54.00	22.19	

TEST ENGINEER: RAVEN JIN

EUT : LCD Monitor Temperature : 22°C
 Model No. : E2210PMW Humidity : 60%RH
 Serial No. : E2010092803 Date of Test : Sep 28, 2010
 Test Mode : D-Sub 1680*1050@60Hz

Polarization	Frequency (MHz)	Meter Reading dB (µV)	Antenna Factor (dB/m)	Cable Loss (dB)	Preamp Factor (dB)	Emission Level dB (µV/m)	Limits dB (µV/m)	Margin (dB)	Remark
Horizontal	48.430	22.83	9.62	0.77	--	33.22	40.00	6.78	QP
	58.130	25.34	6.96	0.83	--	33.13	40.00	6.87	
	157.070	24.69	10.74	1.27	--	36.70	43.50	6.80	
	446.130	11.50	17.17	2.16	--	30.83	46.00	15.17	
	741.980	8.63	20.13	2.78	--	31.54	46.00	14.46	
	872.930	10.60	21.46	2.98	--	35.04	46.00	10.96	
	1004.000	53.49	22.43	4.49	37.39	43.02	74.00	30.98	PK
	1074.000	52.85	22.92	4.50	37.26	43.01	74.00	30.99	
	1205.000	50.10	23.74	4.51	37.00	41.35	74.00	32.65	
	1328.000	49.68	24.70	4.53	36.72	42.19	74.00	31.81	
	1566.000	48.47	26.22	4.56	36.16	43.09	74.00	30.91	
	1612.000	48.06	26.43	4.56	36.07	42.98	74.00	31.02	
	1004.000	48.49	22.43	4.49	37.39	38.02	54.00	15.98	AV
	1074.000	39.85	22.92	4.50	37.26	30.01	54.00	23.99	
	1205.000	36.10	23.74	4.51	37.00	27.35	54.00	26.65	
	1328.000	34.68	24.70	4.53	36.72	27.19	54.00	26.81	
1566.000	37.47	26.22	4.56	36.16	32.09	54.00	21.91		
1612.000	40.06	26.43	4.56	36.07	34.98	54.00	19.02		

TEST ENGINEER: RAVEN JIN

EUT : LCD Monitor Temperature : 22°C
 Model No. : E2210PMW Humidity : 60%RH
 Serial No. : E2010092803 Date of Test : Sep 28, 2010
 Test Mode : D-Sub 1680*1050@60Hz

Polarization	Frequency (MHz)	Meter Reading dB (µV)	Antenna Factor (dB/m)	Cable Loss (dB)	Preamp Factor (dB)	Emission Level dB (µV/m)	Limits dB (µV/m)	Margin (dB)	Remark
Vertical	101.780	11.44	11.63	1.05	--	24.12	43.50	19.38	QP
	158.040	24.35	10.64	1.28	--	36.27	43.50	7.23	
	237.580	19.95	12.44	1.57	--	33.96	46.00	12.04	
	286.080	15.24	13.66	1.73	--	30.63	46.00	15.37	
	630.430	8.26	19.35	2.52	--	30.13	46.00	15.87	
	872.930	12.05	21.46	2.98	--	36.49	46.00	9.51	
	1076.000	56.49	22.92	4.50	37.26	46.65	74.00	27.35	PK
	1148.000	56.49	23.42	4.51	37.12	47.30	74.00	26.70	
	1379.000	48.26	25.05	4.54	36.58	41.27	74.00	32.73	
	1505.000	48.26	25.84	4.55	36.28	42.37	74.00	31.63	
	1639.000	49.02	26.50	4.57	36.03	44.06	74.00	29.94	
	1791.000	45.66	26.88	4.58	35.82	41.30	74.00	32.70	
	1076.000	47.49	22.92	4.50	37.26	37.65	54.00	16.35	AV
	1148.000	42.49	23.42	4.51	37.12	33.30	54.00	20.70	
	1379.000	32.26	25.05	4.54	36.58	25.27	54.00	28.73	
	1505.000	34.26	25.84	4.55	36.28	28.37	54.00	25.63	
	1639.000	36.02	26.50	4.57	36.03	31.06	54.00	22.94	
	1791.000	38.66	26.88	4.58	35.82	34.30	54.00	19.70	

TEST ENGINEER: RAVEN JIN

EUT : LCD Monitor Temperature : 22°C

Model No. : E2210PMW Humidity : 60%RH

Serial No. : E2010092803 Date of Test : Sep 28, 2010

Test Mode : DVI 640*480@60Hz

Polarization	Frequency (MHz)	Meter Reading dB (µV)	Antenna Factor (dB/m)	Cable Loss (dB)	Emission Level dB (µV/m)	Limits dB (µV/m)	Margin (dB)
Horizontal	43.580	22.75	11.88	0.74	35.37	40.00	4.63
	58.130	26.07	6.96	0.83	33.86	40.00	6.14
	70.740	28.73	6.58	0.90	36.21	40.00	3.79
	82.380	24.47	8.19	0.96	33.62	40.00	6.38
	179.380	23.13	9.92	1.37	34.42	43.50	9.08
	850.620	1.83	21.20	2.97	26.00	46.00	20.00
Vertical	70.740	18.14	6.58	0.90	25.62	40.00	14.38
	143.490	14.27	11.81	1.22	27.30	43.50	16.20
	200.720	15.57	10.74	1.45	27.76	43.50	15.74
	358.830	11.77	15.57	1.95	29.29	46.00	16.71
	710.940	5.30	19.82	2.70	27.82	46.00	18.18
	851.590	7.43	21.24	2.97	31.64	46.00	14.36

TEST ENGINEER: RAVEN JIN

EUT : LCD Monitor Temperature : 22°C
 Model No. : E2210PMW Humidity : 60%RH
 Serial No. : E2010092803 Date of Test : Sep 28, 2010
 Test Mode : DVI 1280*1024@75Hz

Polarization	Frequency (MHz)	Meter Reading dB (µV)	Antenna Factor (dB/m)	Cable Loss (dB)	Preamplifier Factor (dB)	Emission Level dB (µV/m)	Limits dB (µV/m)	Margin (dB)	Remark
Horizontal	70.740	19.98	6.58	0.90	--	27.46	40.00	12.54	QP
	143.490	20.74	11.81	1.22	--	33.77	43.50	9.73	
	252.130	18.46	12.94	1.61	--	33.01	46.00	12.99	
	286.080	19.22	13.66	1.73	--	34.61	46.00	11.39	
	361.740	13.86	15.65	1.96	--	31.47	46.00	14.53	
	662.440	4.58	19.52	2.59	--	26.69	46.00	19.31	
	1074.000	59.85	22.92	4.50	37.26	50.01	74.00	23.99	PK
	1205.000	57.10	23.74	4.51	37.00	48.35	74.00	25.65	
	1328.000	56.68	24.70	4.53	36.72	49.19	74.00	24.81	
	1501.000	55.33	25.84	4.55	36.28	49.44	74.00	24.56	
	1612.000	55.06	26.43	4.56	36.07	49.98	74.00	24.02	
	1926.000	52.70	27.66	4.72	35.67	49.41	74.00	24.59	
	1074.000	52.85	22.92	4.50	37.26	43.01	54.00	10.99	AV
	1205.000	40.10	23.74	4.51	37.00	31.35	54.00	22.65	
	1328.000	41.68	24.70	4.53	36.72	34.19	54.00	19.81	
	1501.000	42.33	25.84	4.55	36.28	36.44	54.00	17.56	
	1612.000	44.06	26.43	4.56	36.07	38.98	54.00	15.02	
	1926.000	36.70	27.66	4.72	35.67	33.41	54.00	20.59	

TEST ENGINEER: RAVEN JIN

EUT : LCD Monitor Temperature : 22°C
 Model No. : E2210PMW Humidity : 60%RH
 Serial No. : E2010092803 Date of Test : Sep 28, 2010
 Test Mode : DVI 1280*1024@75Hz

Polarization	Frequency (MHz)	Meter Reading dB (µV)	Antenna Factor (dB/m)	Cable Loss (dB)	Preamp Factor (dB)	Emission Level dB (µV/m)	Limits dB (µV/m)	Margin (dB)	Remark
Vertical	43.580	23.75	11.88	0.74	--	36.37	40.00	3.63	QP
	46.490	22.35	10.52	0.76	--	33.63	40.00	6.37	
	82.380	26.94	8.19	0.96	--	36.09	40.00	3.91	
	143.490	23.13	11.81	1.22	--	36.16	43.50	7.34	
	179.380	23.91	9.92	1.37	--	35.20	43.50	8.30	
	722.580	6.06	19.94	2.72	--	28.72	46.00	17.28	
	1076.000	60.49	22.92	4.50	37.26	50.65	74.00	23.35	PK
	1148.000	60.49	23.42	4.51	37.12	51.30	74.00	22.70	
	1275.000	51.45	24.32	4.53	36.84	43.46	74.00	30.54	
	1429.000	52.50	25.38	4.54	36.45	45.97	74.00	28.03	
	1527.000	52.68	26.00	4.55	36.23	47.00	74.00	27.00	
	1639.000	53.02	26.50	4.57	36.03	48.06	74.00	25.94	
	1076.000	53.49	22.92	4.50	37.26	43.65	54.00	10.35	AV
	1148.000	47.49	23.42	4.51	37.12	38.30	54.00	15.70	
	1275.000	39.45	24.32	4.53	36.84	31.46	54.00	22.54	
	1429.000	38.50	25.38	4.54	36.45	31.97	54.00	22.03	
	1527.000	41.68	26.00	4.55	36.23	36.00	54.00	18.00	
	1639.000	42.02	26.50	4.57	36.03	37.06	54.00	16.94	

TEST ENGINEER: RAVEN JIN

EUT : LCD Monitor Temperature : 22°C

Model No. : E2210PMW Humidity : 60%RH

Serial No. : E2010092803 Date of Test : Sep 28, 2010

Test Mode : DVI 1680*1050@60Hz

Polarization	Frequency (MHz)	Meter Reading dB (µV)	Antenna Factor (dB/m)	Cable Loss (dB)	Preamp Factor (dB)	Emission Level dB (µV/m)	Limits dB (µV/m)	Margin (dB)	Remark
Horizontal	36.790	16.08	15.80	0.69	--	32.57	40.00	7.43	QP
	58.130	24.96	6.96	0.83	--	32.75	40.00	7.25	
	82.380	22.36	8.19	0.96	--	31.51	40.00	8.49	
	155.130	19.07	10.89	1.26	--	31.22	43.50	12.28	
	179.380	23.33	9.92	1.37	--	34.62	43.50	8.88	
	853.530	10.48	21.24	2.97	--	34.69	46.00	11.31	
	1074.000	56.85	22.92	4.50	37.26	47.01	74.00	26.99	PK
	1205.000	54.10	23.74	4.51	37.00	45.35	74.00	28.65	
	1328.000	53.68	24.70	4.53	36.72	46.19	74.00	27.81	
	1467.000	52.21	25.60	4.55	36.36	46.00	74.00	28.00	
	1593.000	53.25	26.36	4.56	36.11	48.06	74.00	25.94	
	1664.000	50.92	26.56	4.57	36.00	46.05	74.00	27.95	
	1074.000	49.85	22.92	4.50	37.26	40.01	54.00	13.99	AV
	1205.000	37.10	23.74	4.51	37.00	28.35	54.00	25.65	
	1328.000	40.68	24.70	4.53	36.72	33.19	54.00	20.81	
	1467.000	38.21	25.60	4.55	36.36	32.00	54.00	22.00	
	1593.000	40.25	26.36	4.56	36.11	35.06	54.00	18.94	
	1664.000	37.92	26.56	4.57	36.00	33.05	54.00	20.95	

TEST ENGINEER: RAVEN JIN

EUT : LCD Monitor Temperature : 22°C

Model No. : E2210PMW Humidity : 60%RH

Serial No. : E2010092803 Date of Test : Sep 28, 2010

Test Mode : DVI 1680*1050@60Hz

Polarization	Frequency (MHz)	Meter Reading dB (µV)	Antenna Factor (dB/m)	Cable Loss (dB)	Preamp Factor (dB)	Emission Level dB (µV/m)	Limits dB (µV/m)	Margin (dB)	Remark
Vertical	70.740	20.67	6.58	0.90	--	28.15	40.00	11.85	QP
	143.490	20.80	11.81	1.22	--	33.83	43.50	9.67	
	179.380	19.13	9.92	1.37	--	30.42	43.50	13.08	
	286.080	17.52	13.66	1.73	--	32.91	46.00	13.09	
	361.740	12.29	15.65	1.96	--	29.90	46.00	16.10	
	851.590	6.84	21.24	2.97	--	31.05	46.00	14.95	
	1076.000	60.49	22.92	4.50	37.26	50.65	74.00	23.35	PK
	1148.000	60.49	23.42	4.51	37.12	51.30	74.00	22.70	
	1379.000	52.26	25.05	4.54	36.58	45.27	74.00	28.73	
	1527.000	52.68	26.00	4.55	36.23	47.00	74.00	27.00	
	1639.000	53.02	26.50	4.57	36.03	48.06	74.00	25.94	
	1756.000	50.30	26.80	4.58	35.87	45.81	74.00	28.19	
	1076.000	54.49	22.92	4.50	37.26	44.65	54.00	9.35	AV
	1148.000	45.49	23.42	4.51	37.12	36.30	54.00	17.70	
	1379.000	38.26	25.05	4.54	36.58	31.27	54.00	22.73	
	1527.000	38.68	26.00	4.55	36.23	33.00	54.00	21.00	
	1639.000	40.02	26.50	4.57	36.03	35.06	54.00	18.94	
	1756.000	37.30	26.80	4.58	35.87	32.81	54.00	21.19	

TEST ENGINEER: RAVEN JIN

EUT : LCD Monitor Temperature : 22°C

Model No. : E2210PMW Humidity : 60%RH

Serial No. : E2010092803 Date of Test : Sep 28, 2010

Test Mode : D-Sub 1280*1024@75Hz
(Rotate 90 degree)

Polarization	Frequency (MHz)	Meter Reading dB (µV)	Antenna Factor (dB/m)	Cable Loss (dB)	Preamp Factor (dB)	Emission Level dB (µV/m)	Limits dB (µV/m)	Margin (dB)	Remark
Horizontal	32.200	13.50	18.33	0.65	--	32.48	40.00	7.52	QP
	51.340	23.91	8.61	0.79	--	33.31	40.00	6.69	
	114.390	21.61	12.64	1.10	--	35.35	43.50	8.15	
	223.030	25.49	11.80	1.52	--	38.81	46.00	7.19	
	407.330	21.05	16.59	2.08	--	39.72	46.00	6.28	
	644.980	15.31	19.44	2.57	--	37.32	46.00	8.68	PK
	1024.000	46.03	25.00	4.49	37.36	38.16	74.00	35.84	
	1174.000	46.14	25.69	4.51	37.06	39.28	74.00	34.72	
	1444.000	46.21	26.84	4.55	36.42	41.18	74.00	32.82	
	1594.000	44.24	27.07	4.56	36.11	39.76	74.00	34.24	
	1762.000	45.14	27.23	4.58	35.86	41.09	74.00	32.91	AV
	1992.000	48.98	27.39	4.78	35.61	45.54	74.00	28.46	
	1024.000	37.95	25.00	4.49	37.36	30.08	54.00	23.92	
	1174.000	32.84	25.69	4.51	37.06	25.98	54.00	28.02	
	1444.000	29.54	26.84	4.55	36.42	24.51	54.00	29.49	
1594.000	31.25	27.07	4.56	36.11	26.77	54.00	27.23	AV	
1762.000	29.68	27.23	4.58	35.86	25.63	54.00	28.37		
1992.000	29.69	27.39	4.78	35.61	26.25	54.00	27.75		

TEST ENGINEER: RAVEN JIN

EUT : LCD Monitor Temperature : 22°C

Model No. : E2210PMW Humidity : 60%RH

Serial No. : E2010092803 Date of Test : Sep 28, 2010

Test Mode : D-Sub 1280*1024@75Hz
 (Rotate 90 degree)

Polarization	Frequency (MHz)	Meter Reading dB (µV)	Antenna Factor (dB/m)	Cable Loss (dB)	Preamp Factor (dB)	Emission Level dB (µV/m)	Limits dB (µV/m)	Margin (dB)	Remark
Vertical	58.130	15.69	6.96	0.83	--	23.48	40.00	16.52	QP
	145.430	20.53	11.66	1.23	--	33.42	43.50	10.08	
	223.030	26.44	11.80	1.52	--	39.76	46.00	6.24	
	280.260	16.41	13.55	1.70	--	31.66	46.00	14.34	
	552.830	13.04	18.62	2.36	--	34.02	46.00	11.98	
	870.990	10.58	21.42	2.98	--	34.98	46.00	11.02	
	1057.000	45.11	25.13	4.50	37.29	37.45	74.00	36.55	PK
	1174.000	45.62	25.69	4.51	37.06	38.76	74.00	35.24	
	1447.000	46.49	26.86	4.55	36.42	41.48	74.00	32.52	
	1597.000	45.65	27.08	4.56	36.10	41.19	74.00	32.81	
	1792.000	45.31	27.26	4.58	35.82	41.33	74.00	32.67	
	1995.000	47.06	27.40	4.78	35.61	43.63	74.00	30.37	AV
	1057.000	35.64	25.13	4.50	37.29	27.98	54.00	26.02	
	1174.000	34.65	25.69	4.51	37.06	27.79	54.00	26.21	
	1447.000	31.28	26.86	4.55	36.42	26.27	54.00	27.73	
1597.000	31.29	27.08	4.56	36.10	26.83	54.00	27.17		
1792.000	29.63	27.26	4.58	35.82	25.65	54.00	28.35		
1995.000	31.29	27.40	4.78	35.61	27.86	54.00	26.14		

TEST ENGINEER: RAVEN JIN

5 DEVIATION TO TEST SPECIFICATIONS

None.


6 DEBUG DESCRIPTION

The following components are used during the countermeasure procedures:

Name	M/N	Specifications (mm)	Manufacturer	Location
Sponge	LG END 3940TKK043C	90*10*1	EXPAN Electronics SuZhou co.,Ltd	See Internal Photos Figure 12

Note: We had required the applicant and manufacturer that all electrical and mechanical devices employed for spurious radiation suppression, including any modifications made during certification testing, must be incorporated in each unit marked

TEST ENGINEER:



(RAVEN JIN)