

# Test Set-Up Photos

## 1. Conducted Emission Test




FRONT VIEW




BACK VIEW


## 2. Radiated Electromagnetic Emission Test



*FRONT VIEW OF RADIATED EMISSION TEST*



*BACK VIEW OF RADIATED EMISSION TEST*



*SETUP WITH MAXIMUM DETECTED EMISSION AT HORIZONTAL POLARIZATION  
(TEST MODE: D-SUB 640\*480@60Hz)*



*SETUP WITH MAXIMUM DETECTED EMISSION AT VERTICAL POLARIZATION  
(TEST MODE: D-SUB 640\*480@60Hz)*