


SGS **Test setup photos of EUT**




Continuous Conducted Emission at main _ Front




Continuous Conducted Emission at main _ Rear




Radiated Emission (9 kHz ~ 30 MHz) _ Front




Radiated Emission (9 kHz ~ 30 MHz) _ Rear




Radiated Emission (30 MHz ~ 1 GHz) _ Front




Radiated Emission (30 MHz ~ 1 GHz) _ Rear




Radiated Emission (1 GHz ~ 18 GHz) _ Front




Radiated Emission (1 GHz ~ 18 GHz) _ Rear




Radiated Emission (18 GHz ~ 25 GHz) _ Front




Radiated Emission (18 GHz ~ 25 GHz) _ Rear



POWER INPUT MEASUREMENT



POWER OUTPUT MEASUREMENT



FREQUENCY MEASUREMENT