



## 17. SETUP PHOTOGRAPHS

See following Attached Pages for setup photographs.

<b>FCC ID:</b> BEJCU400	 <b>PCTEST</b> Engineering Laboratory	<b>C63.19-2006 v3.12 TEST REPORT</b>	 <b>LG</b>	<b>Reviewed by:</b> Quality Manager
<b>HAC Filename:</b> 0607050575	<b>Test Dates:</b> July 14 - 18, 2005	<b>EUT Type:</b> Dual-Band GSM/WCDMA Phone with Bluetooth		Page 73 of 75




Figure 17-1






Figure 17-2

<b>FCC ID:</b> BEJCU400		<b>C63.19-2006 v3.12 TEST REPORT</b>	 <b>Reviewed by:</b> Quality Manager
<b>HAC Filename:</b> 0607050575	<b>Test Dates:</b> July 14 - 18, 2005	<b>EUT Type:</b> Dual-Band GSM/WCDMA Phone with Bluetooth	Page 74 of 75

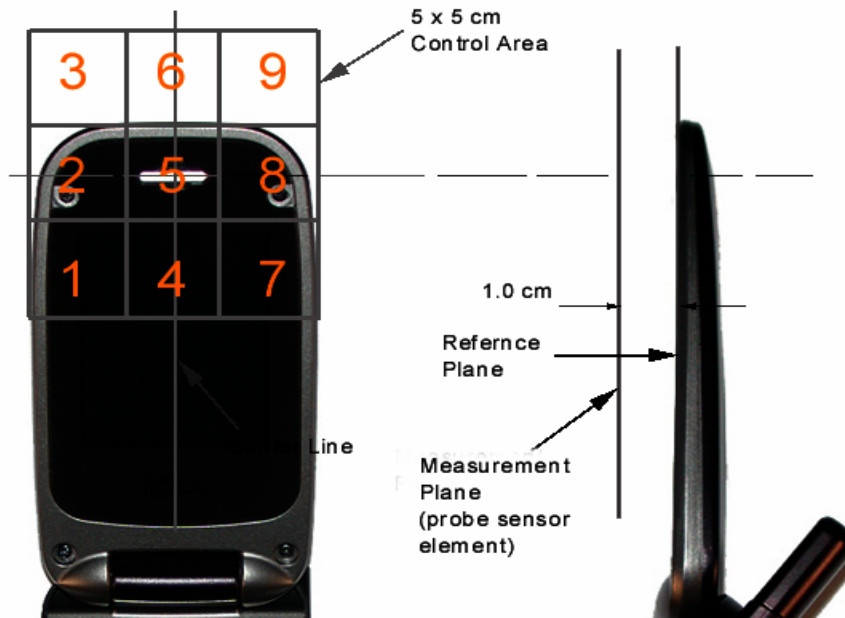


Figure 17-3 5x5 Scan grid above WD



Figure 17-4  
E-Field WD Scan overlay



Figure 17-5  
H-Field WD Scan overlay

FCC ID: BEJCU400	PCTEST wireless	C63.19-2006 v3.12 TEST REPORT	LG	Reviewed by: Quality Manager
HAC Filename: 0607050575	Test Dates: July 14 - 18, 2005	EUT Type: Dual-Band GSM/WCDMA Phone with Bluetooth		Page 75 of 75