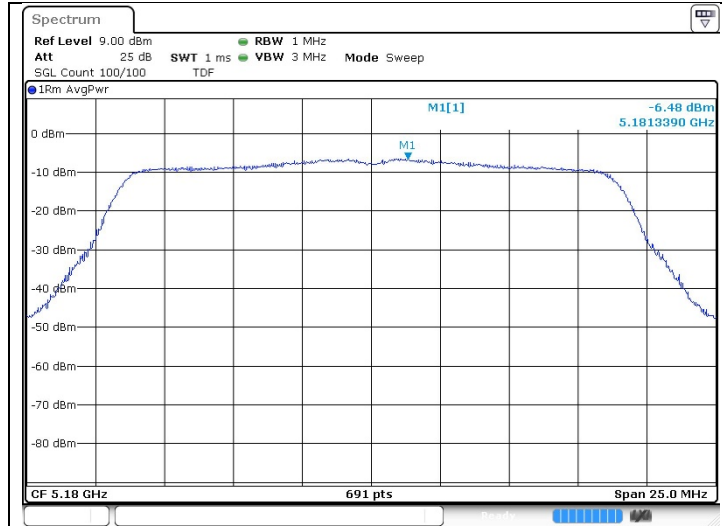


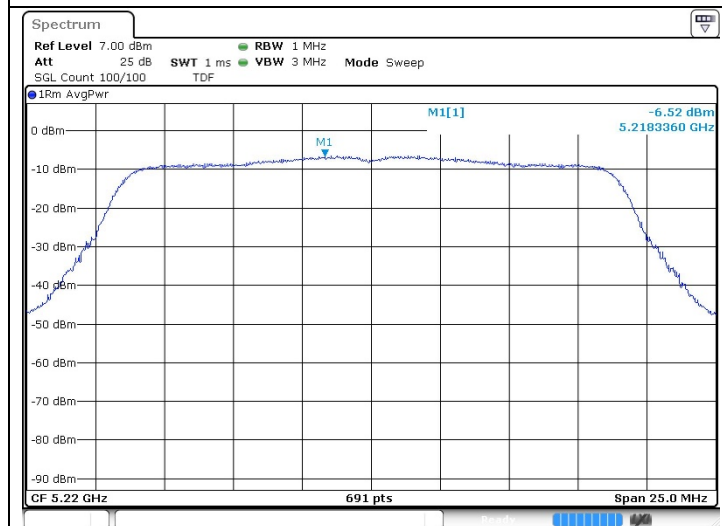
- MIMO_Ant.2

802.11ac_VHT20 (Band 1)

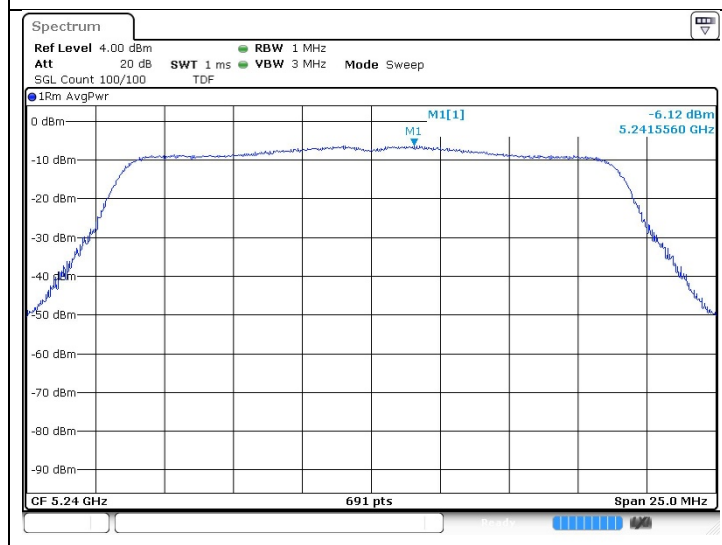
Low Channel
(5 180 MHz)



Middle Channel
(5 220 MHz)

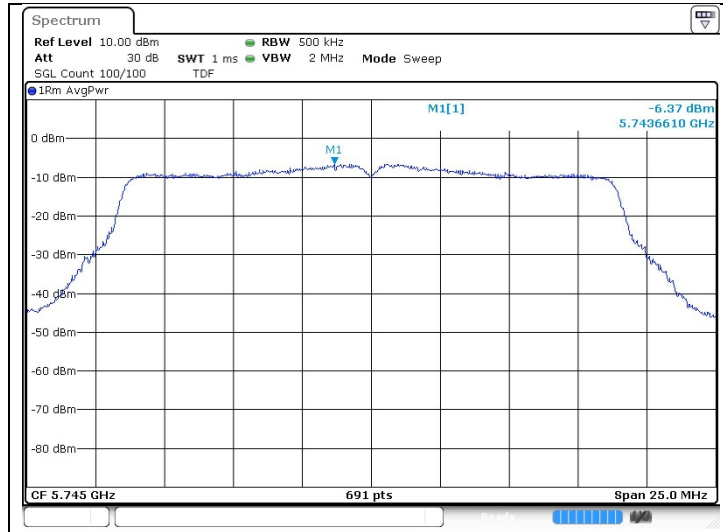


High Channel
(5 240 MHz)

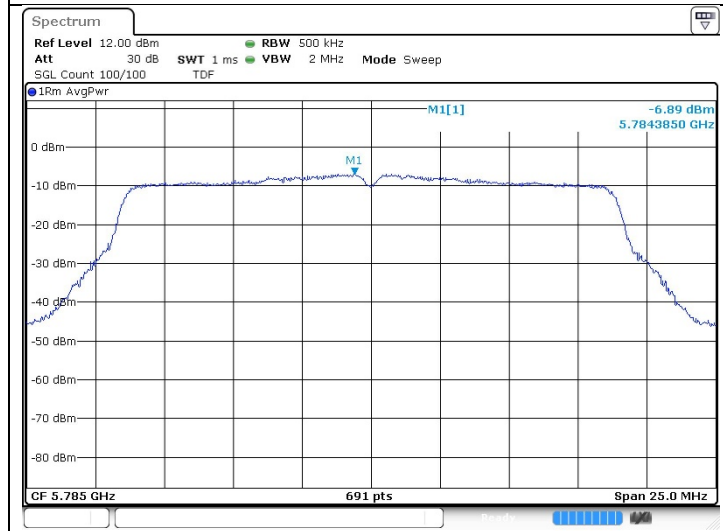


802.11ac_VHT20 (Band 3)

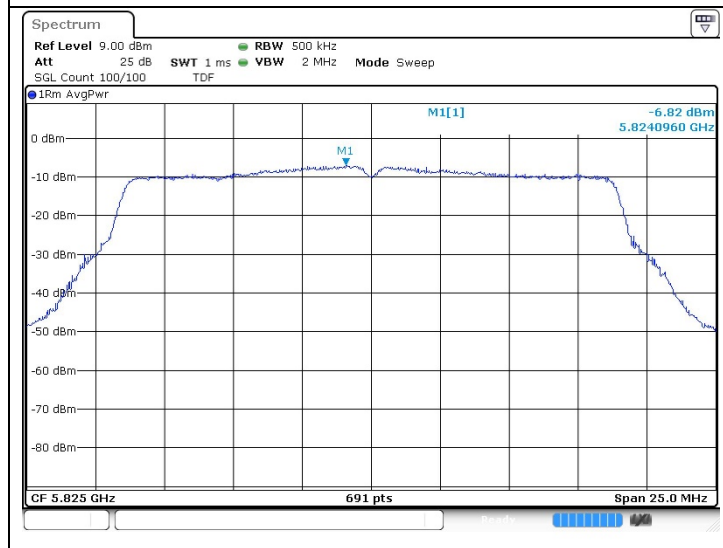
Low Channel
(5 745 MHz)



Middle Channel
(5 785 MHz)

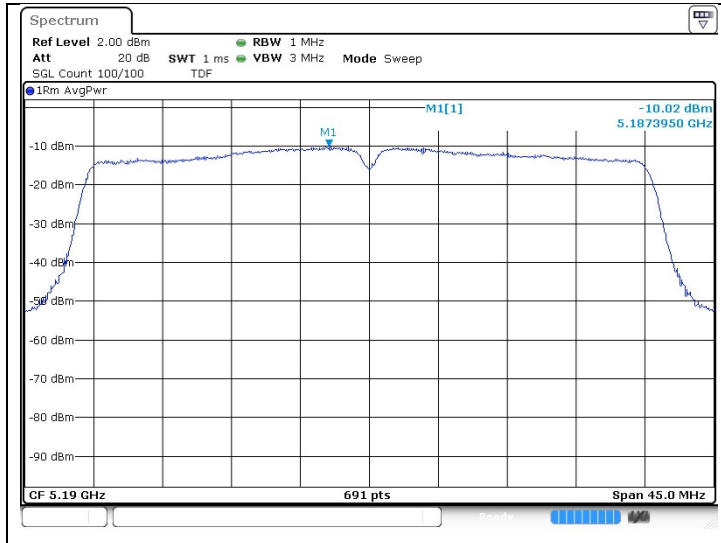


High Channel
(5 825 MHz)

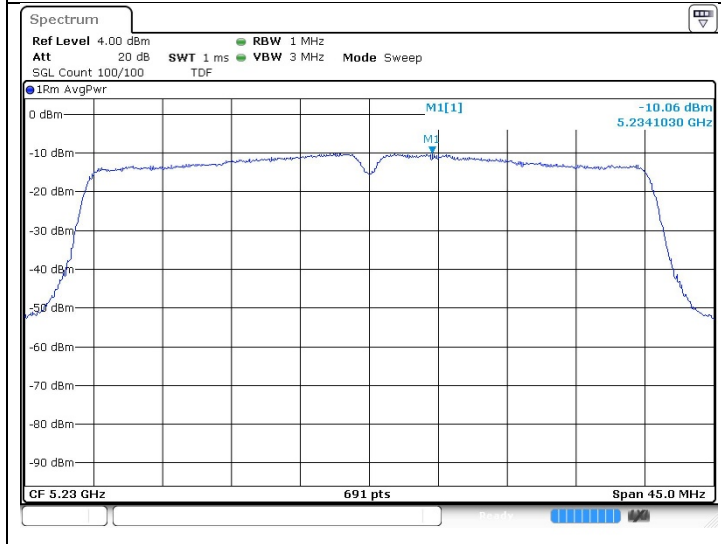


802.11ac_VHT40 (Band 1)

Low Channel
(5 190 MHz)

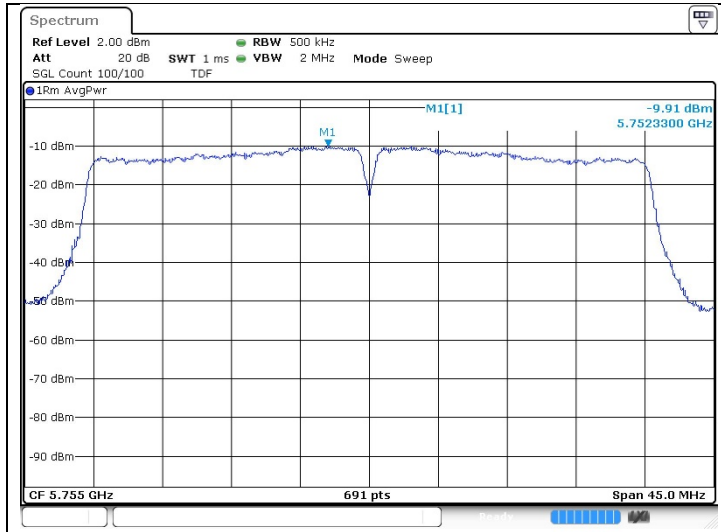


High Channel
(5 230 MHz)

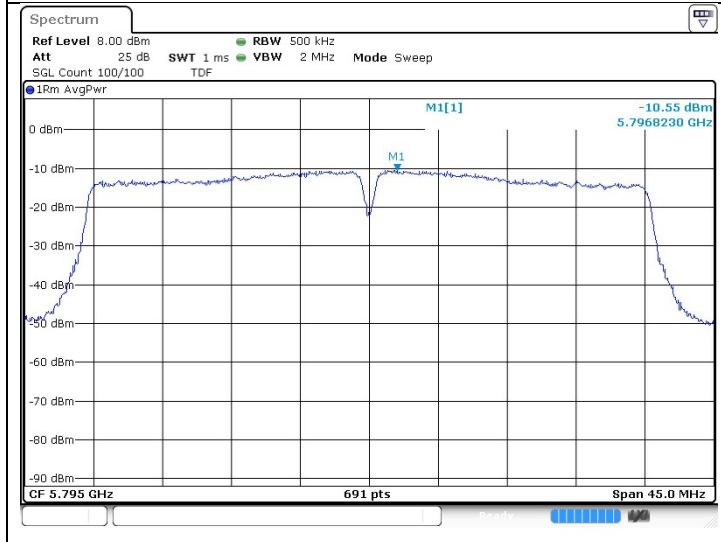


802.11ac_VHT40 (Band 3)

Low Channel
(5 755 MHz)

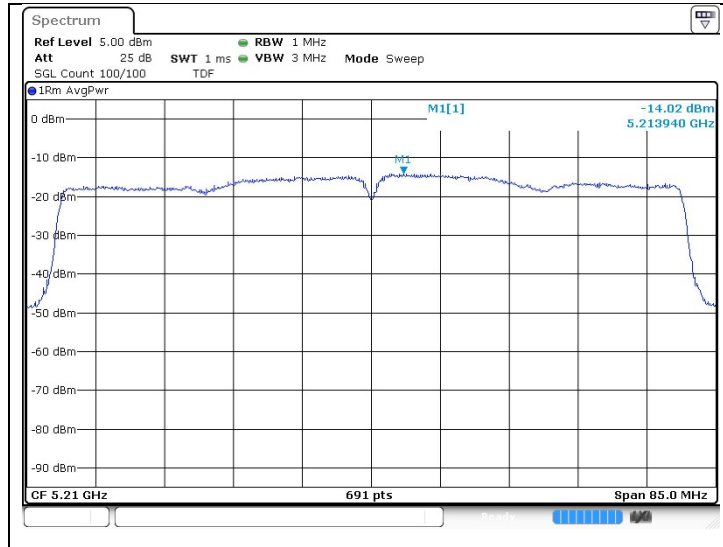


High Channel
(5 795 MHz)



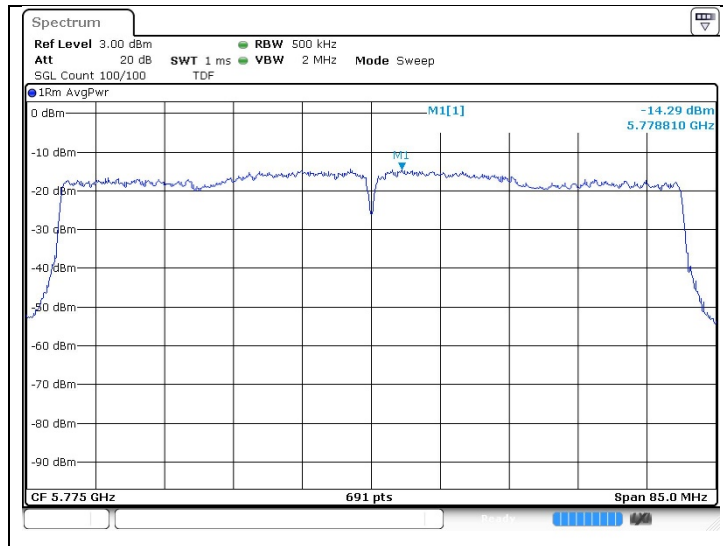
802.11ac_VHT80 (Band 1)

Middle Channel
(5 210 MHz)



802.11ac_VHT80 (Band 3)

Middle Channel
(5 775 MHz)



7. Antenna Requirement

7.1. Standard Applicable

For intentional device, according to FCC 47 CFR Section §15.203, an intentional radiator shall be designed to ensure that no antenna other than that furnished by the responsible party shall be used with the device. The use of a permanently attached antenna or of an antenna that uses a unique coupling to the intentional radiator shall be considered sufficient to comply with the provisions of this section. The manufacturer may design the unit so that a broken antenna can be replaced by the user, but the use of a standard antenna jack or electrical connector is prohibited. And according to FCC 47 CFR Section §15.407(a) if transmitting antennas of directional gain greater than 6 dBi are used, the power shall be reduced by the amount in dB that the gain of the antenna exceeds 6 dBi.

7.2. Antenna Connected Construction

Antenna used in this product is Pattern antenna and peak max gain of antenna as below.

Band	5 150 MHz ~ 5 250 MHz	5 725 MHz ~ 5 850 MHz
Mode	11a/n_HT20, HT40, 11ac_VHT20, VHT40, VHT80	
Ant.1 Gain	-1.05 dBi	-0.78 dBi
Ant.2 Gain	-0.97 dBi	-0.88 dBi
Ant.1+Ant.2 Gain	2 dBi	2.18 dBi

Unequal antenna gains, with equal transmit powers. For antenna gains given by G_1, G_2, \dots, G_N dBi

(i) If transmit signals are correlated, then

Directional gain = $10 \log[(10^{G_1/20} + 10^{G_2/20} + \dots + 10^{G_N/20})^2 / N_{ANT}]$ dBi [Note the "20"s in the denominator of each exponent and the square of the sum of terms; the object is to combine the signal levels coherently.]

- End of the Test Report -