

FIGURE 1
COLOR MONITOR (M/N:C15LA-*)
COVER REMOVED 1



FIGURE 2
COLOR MONITOR (M/N:C15LA-*)
COVER REMOVED 2




FIGURE 3
COLOR MONITOR (M/N:C15LA-)*
CRT TUBE




FIGURE 4
COLOR MONITOR (M/N:C15LA-)*
MAIN BOARD (COMPONENT SIDE)




FIGURE 5
COLOR MONITOR (M/N:C15LA-)*
MAIN BOARD (SOLDERED SIDE)




FIGURE 6
COLOR MONITOR (M/N:C15LA-*)
CRT BOARD (COMPONENT SIDE)




FIGURE 7
COLOR MONITOR (M/N:C15LA-*)
CRT BOARD (SOLDERED SIDE)

