

13. TEST SETUP PHOTOGRAPHS







Figure 13-1
Test Setup for Wireless Device



Figure 13-2
Test Setup for Wireless Device

FCC ID: BEJAX500		HAC (T-COIL) TEST REPORT		Reviewed by: Quality Manager
Filename: 0809151321.BEJ	Test Dates: September 17 - 18, 2008	EUT Type: Cellular/PCS CDMA Phone with Bluetooth and EvDO	Page 34 of 35	





Axial

Radial H (Transverse)

Radial V (Longitudinal)

Figure 13-3
T-Coil Scan Overlay Magnetic Field Distributions

Note: Final measurement locations are indicated by a cursor on the contour plots.

FCC ID: BEJAX500		HAC (T-COIL) TEST REPORT	 Reviewed by: Quality Manager
Filename: 0809151321.BEJ	Test Dates: September 17 - 18, 2008	EUT Type: Cellular/PCS CDMA Phone with Bluetooth and EvDO	Page 35 of 35