



13. TEST SETUP PHOTOGRAPHS



Figure 13-1
Test Setup for Wireless Device



Figure 13-2
Test Setup for Wireless Device

FCC ID: BEJAX265		HAC (T-COIL) TEST REPORT	 LG	Reviewed by: Quality Manager
Filename: 0904010621.BEJ	Test Dates: 4/10/2009	EUT Type: Cellular/PCS CDMA Phone with Bluetooth		Page 38 of 39





Axial

Radial H (Transverse)

Radial V (Longitudinal)

Figure 13-3
T-Coil Scan Overlay Magnetic Field Distributions

Note: Final measurement locations are indicated by a cursor on the contour plots.

FCC ID: BEJAX265	 PCTEST Engineering Laboratory, Inc.	HAC (T-COIL) TEST REPORT	 LG	Reviewed by: Quality Manager
Filename: 0904010621.BEJ	Test Dates: 4/10/2009	EUT Type: Cellular/PCS CDMA Phone with Bluetooth		Page 39 of 39