

13. TEST SETUP PHOTOGRAPHS



Figure 13-1
Test Setup for Wireless Device






Figure 13-2
Test Setup for Wireless Device

FCC ID: BEJAX265	 PCTEST ENGINEERING LABORATORY, INC.	HAC (T-COIL) TEST REPORT	 LG	Reviewed by: Quality Manager
Filename: 0809151328.BEJ	Test Dates: September 29 - 30, 2008	EUT Type: Cellular/PCS CDMA Phone with Bluetooth		Page 34 of 35



Axial



Radial H (Transverse)

Radial V (Longitudinal)

Figure 13-3

T-Coil Scan Overlay Magnetic Field Distributions

Note: Final measurement locations are indicated by a cursor on the contour plots.

FCC ID: BEJAX265	 PCTEST <small>ENGINEERING LABORATORY, INC.</small>	HAC (T-COIL) TEST REPORT	 LG	Reviewed by: Quality Manager
Filename: 0809151328.BEJ	Test Dates: September 29 - 30, 2008	EUT Type: Cellular/PCS CDMA Phone with Bluetooth	Page 35 of 35	