



17. TEST PHOTOGRAPHS

See following Attached Pages for setup photographs.

FCC ID: BEJAX155	 PCTEST ENGINEERING LABORATORY, INC.	HAC (RF EMISSIONS) TEST REPORT	 LG	Reviewed by: Quality Manager
HAC Filename: 0804140485.BEJ	Test Dates: April 19 - 26, 2008	EUT Type: Cellular/PCS CDMA Phone		Page 68 of 70




Figure 17-1
Ear Reference Point HAC Phantom Alignment






Figure 17-2
HAC Phantom Plane Alignment

FCC ID: BEJAX155		HAC (RF EMISSIONS) TEST REPORT	 Reviewed by: Quality Manager
HAC Filename: 0804140485.BEJ	Test Dates: April 19 - 26, 2008	EUT Type: Cellular/PCS CDMA Phone	Page 69 of 70

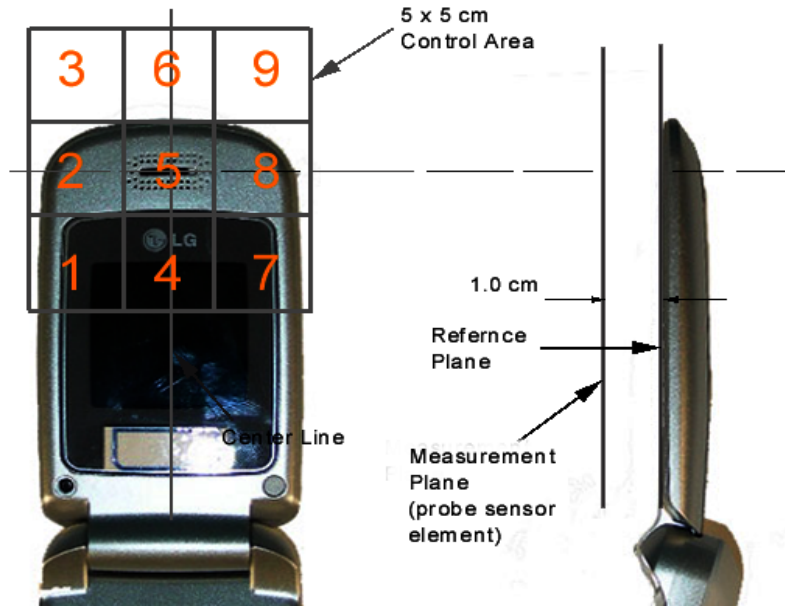




Figure 17-3
5x5 Scan grid above WD



Figure 17-4
E-Field WD Scan overlay



Figure 17-5
H-Field WD Scan overlay

FCC ID: BEJAX155	 PCTEST ENGINEERING LABORATORY, INC.	HAC (RF EMISSIONS) TEST REPORT	 LG	Reviewed by: Quality Manager
HAC Filename: 0804140485.BEJ	Test Dates: April 19 - 26, 2008	EUT Type: Cellular/PCS CDMA Phone		Page 70 of 70