



## Appendix II - Test Setup Photos: AC Power Line Conducted Emission Test




### Appendix III - Test Setup Photos: Radiated Emission Test

Test Setup for 30 MHz ~ 1 GHz



**Test Setup for 1 GHz ~ 18 GHz**



**Test Setup for 18 GHz ~ 40 GHz**

